

# Numerical Recipes in C

The Art of Scientific Computing  
Second Edition

**William H. Press**

*Harvard-Smithsonian Center for Astrophysics*

**Saul A. Teukolsky**

*Department of Physics, Cornell University*

**William T. Vetterling**

*Polaroid Corporation*

**Brian P. Flannery**

*EXXON Research and Engineering Company*

Sample page from NUMERICAL RECIPES IN C: THE ART OF SCIENTIFIC COMPUTING (ISBN 0-521-43108-5)  
Copyright (C) 1988-1992 by Cambridge University Press. Programs Copyright (C) 1988-1992 by Numerical Recipes Software.  
Permission is granted for internet users to make one paper copy for their own personal use. Further reproduction, or any copying of machine-readable files (including this one), to any server computer, is strictly prohibited. To order Numerical Recipes books or CDROMs, visit website <http://www.nr.com> or call 1-800-872-7423 (North America only), or send email to [directcustserv@cambridge.org](mailto:directcustserv@cambridge.org) (outside North America).

CAMBRIDGE UNIVERSITY PRESS

*Cambridge New York Port Chester Melbourne Sydney*

Published by the Press Syndicate of the University of Cambridge  
The Pitt Building, Trumpington Street, Cambridge CB2 1RP  
40 West 20th Street, New York, NY 10011-4211, USA  
477 Williamstown Road, Port Melbourne, VIC, 3207, Australia

Copyright © Cambridge University Press 1988, 1992  
except for §13.10 and Appendix B, which are placed into the public domain,  
and except for all other computer programs and procedures, which are  
Copyright © Numerical Recipes Software 1987, 1988, 1992, 1997, 2002  
All Rights Reserved.

Some sections of this book were originally published, in different form, in *Computers  
in Physics* magazine, Copyright © American Institute of Physics, 1988–1992.

First Edition originally published 1988; Second Edition originally published 1992.  
Reprinted with corrections, 1993, 1994, 1995, 1997, 2002.  
This reprinting is corrected to software version 2.10

Printed in the United States of America  
Typeset in  $\TeX$

Without an additional license to use the contained software, this book is intended as a text and reference book, for reading purposes only. A free license for limited use of the software by the individual owner of a copy of this book who personally types one or more routines into a single computer is granted under terms described on p. xvii. See the section “License Information” (pp. xvi–xviii) for information on obtaining more general licenses at low cost.

Machine-readable media containing the software in this book, with included licenses for use on a single screen, are available from Cambridge University Press. See the order form at the back of the book, email to “orders@cup.org” (North America) or “directcustserv@cambridge.org” (rest of world), or write to Cambridge University Press, 110 Midland Avenue, Port Chester, NY 10573 (USA), for further information.

The software may also be downloaded, with immediate purchase of a license also possible, from the Numerical Recipes Software Web Site (<http://www.nr.com>). Unlicensed transfer of Numerical Recipes programs to any other format, or to any computer except one that is specifically licensed, is strictly prohibited. Technical questions, corrections, and requests for information should be addressed to Numerical Recipes Software, P.O. Box 380243, Cambridge, MA 02238-0243 (USA), email “info@nr.com”, or fax 781 863-1739.

*Library of Congress Cataloging in Publication Data*

Numerical recipes in C : the art of scientific computing / William H. Press  
... [et al.]. – 2nd ed.

Includes bibliographical references (p. ) and index.

ISBN 0-521-43108-5

1. Numerical analysis—Computer programs. 2. Science—Mathematics—Computer programs.  
3. C (Computer program language) I. Press, William H.  
QA297.N866 1992  
519.4'0285'53—dc20 92-8876

A catalog record for this book is available from the British Library.

ISBN 0 521 43108 5 Book  
ISBN 0 521 43720 2 Example book in C  
ISBN 0 521 75037 7 C/C++ CDROM (Windows/Macintosh)  
ISBN 0 521 75035 0 Complete CDROM (Windows/Macintosh)  
ISBN 0 521 75036 9 Complete CDROM (UNIX/Linux)

Sample page from NUMERICAL RECIPES IN C: THE ART OF SCIENTIFIC COMPUTING (ISBN 0-521-43108-5)  
Copyright (C) 1988-1992 by Cambridge University Press. Programs Copyright (C) 1988-1992 by Numerical Recipes Software.  
Permission is granted for internet users to make one paper copy for their own personal use. Further reproduction, or any copying of machine-  
readable files (including this one), to any server computer, is strictly prohibited. To order Numerical Recipes books or CDROMs, visit website  
<http://www.nr.com> or call 1-800-872-7423 (North America only), or send email to [directcustserv@cambridge.org](mailto:directcustserv@cambridge.org) (outside North America).

# Contents

<b><i>Preface to the Second Edition</i></b>	<b><i>x</i></b>
<b><i>Preface to the First Edition</i></b>	<b><i>xiv</i></b>
<b><i>License Information</i></b>	<b><i>xvi</i></b>
<b><i>Computer Programs by Chapter and Section</i></b>	<b><i>xix</i></b>
<b>1 Preliminaries</b>	<b>1</b>
1.0 Introduction	1
1.1 Program Organization and Control Structures	5
1.2 Some C Conventions for Scientific Computing	15
1.3 Error, Accuracy, and Stability	28
<b>2 Solution of Linear Algebraic Equations</b>	<b>32</b>
2.0 Introduction	32
2.1 Gauss-Jordan Elimination	36
2.2 Gaussian Elimination with Backsubstitution	41
2.3 LU Decomposition and Its Applications	43
2.4 Tridiagonal and Band Diagonal Systems of Equations	50
2.5 Iterative Improvement of a Solution to Linear Equations	55
2.6 Singular Value Decomposition	59
2.7 Sparse Linear Systems	71
2.8 Vandermonde Matrices and Toeplitz Matrices	90
2.9 Cholesky Decomposition	96
2.10 QR Decomposition	98
2.11 Is Matrix Inversion an $N^3$ Process?	102
<b>3 Interpolation and Extrapolation</b>	<b>105</b>
3.0 Introduction	105
3.1 Polynomial Interpolation and Extrapolation	108
3.2 Rational Function Interpolation and Extrapolation	111
3.3 Cubic Spline Interpolation	113
3.4 How to Search an Ordered Table	117
3.5 Coefficients of the Interpolating Polynomial	120
3.6 Interpolation in Two or More Dimensions	123

Sample page from NUMERICAL RECIPES IN C: THE ART OF SCIENTIFIC COMPUTING (ISBN 0-521-43108-5)  
Copyright (C) 1988-1992 by Cambridge University Press. Programs Copyright (C) 1988-1992 by Numerical Recipes Software.  
Permission is granted for internet users to make one paper copy for their own personal use. Further reproduction, or any copying of machine-readable files (including this one), to any server computer, is strictly prohibited. To order Numerical Recipes books or CDROMs, visit website <http://www.nr.com> or call 1-800-872-7423 (North America only), or send email to [directcustserv@cambridge.org](mailto:directcustserv@cambridge.org) (outside North America).

<b>4</b>	<b><i>Integration of Functions</i></b>	<b>129</b>
4.0	Introduction	129
4.1	Classical Formulas for Equally Spaced Abscissas	130
4.2	Elementary Algorithms	136
4.3	Romberg Integration	140
4.4	Improper Integrals	141
4.5	Gaussian Quadratures and Orthogonal Polynomials	147
4.6	Multidimensional Integrals	161
<b>5</b>	<b><i>Evaluation of Functions</i></b>	<b>165</b>
5.0	Introduction	165
5.1	Series and Their Convergence	165
5.2	Evaluation of Continued Fractions	169
5.3	Polynomials and Rational Functions	173
5.4	Complex Arithmetic	176
5.5	Recurrence Relations and Clenshaw's Recurrence Formula	178
5.6	Quadratic and Cubic Equations	183
5.7	Numerical Derivatives	186
5.8	Chebyshev Approximation	190
5.9	Derivatives or Integrals of a Chebyshev-approximated Function	195
5.10	Polynomial Approximation from Chebyshev Coefficients	197
5.11	Economization of Power Series	198
5.12	Padé Approximants	200
5.13	Rational Chebyshev Approximation	204
5.14	Evaluation of Functions by Path Integration	208
<b>6</b>	<b><i>Special Functions</i></b>	<b>212</b>
6.0	Introduction	212
6.1	Gamma Function, Beta Function, Factorials, Binomial Coefficients	213
6.2	Incomplete Gamma Function, Error Function, Chi-Square Probability Function, Cumulative Poisson Function	216
6.3	Exponential Integrals	222
6.4	Incomplete Beta Function, Student's Distribution, F-Distribution, Cumulative Binomial Distribution	226
6.5	Bessel Functions of Integer Order	230
6.6	Modified Bessel Functions of Integer Order	236
6.7	Bessel Functions of Fractional Order, Airy Functions, Spherical Bessel Functions	240
6.8	Spherical Harmonics	252
6.9	Fresnel Integrals, Cosine and Sine Integrals	255
6.10	Dawson's Integral	259
6.11	Elliptic Integrals and Jacobian Elliptic Functions	261
6.12	Hypergeometric Functions	271
<b>7</b>	<b><i>Random Numbers</i></b>	<b>274</b>
7.0	Introduction	274
7.1	Uniform Deviates	275

Sample page from NUMERICAL RECIPES IN C: THE ART OF SCIENTIFIC COMPUTING (ISBN 0-521-43108-5)  
 Copyright (C) 1988-1992 by Cambridge University Press. Programs Copyright (C) 1988-1992 by Numerical Recipes Software.  
 Permission is granted for internet users to make one paper copy for their own personal use. Further reproduction, or any copying of machine-  
 readable files (including this one), to any server computer, is strictly prohibited. To order Numerical Recipes books or CDROMs, visit website  
<http://www.nr.com> or call 1-800-872-7423 (North America only), or send email to [directcustserv@cambridge.org](mailto:directcustserv@cambridge.org) (outside North America).

7.2 Transformation Method: Exponential and Normal Deviates	287
7.3 Rejection Method: Gamma, Poisson, Binomial Deviates	290
7.4 Generation of Random Bits	296
7.5 Random Sequences Based on Data Encryption	300
7.6 Simple Monte Carlo Integration	304
7.7 Quasi- (that is, Sub-) Random Sequences	309
7.8 Adaptive and Recursive Monte Carlo Methods	316
<b>8 Sorting</b>	<b>329</b>
8.0 Introduction	329
8.1 Straight Insertion and Shell's Method	330
8.2 Quicksort	332
8.3 Heapsort	336
8.4 Indexing and Ranking	338
8.5 Selecting the $M$ th Largest	341
8.6 Determination of Equivalence Classes	345
<b>9 Root Finding and Nonlinear Sets of Equations</b>	<b>347</b>
9.0 Introduction	347
9.1 Bracketing and Bisection	350
9.2 Secant Method, False Position Method, and Ridder's Method	354
9.3 Van Wijngaarden–Dekker–Brent Method	359
9.4 Newton–Raphson Method Using Derivative	362
9.5 Roots of Polynomials	369
9.6 Newton–Raphson Method for Nonlinear Systems of Equations	379
9.7 Globally Convergent Methods for Nonlinear Systems of Equations	383
<b>10 Minimization or Maximization of Functions</b>	<b>394</b>
10.0 Introduction	394
10.1 Golden Section Search in One Dimension	397
10.2 Parabolic Interpolation and Brent's Method in One Dimension	402
10.3 One-Dimensional Search with First Derivatives	405
10.4 Downhill Simplex Method in Multidimensions	408
10.5 Direction Set (Powell's) Methods in Multidimensions	412
10.6 Conjugate Gradient Methods in Multidimensions	420
10.7 Variable Metric Methods in Multidimensions	425
10.8 Linear Programming and the Simplex Method	430
10.9 Simulated Annealing Methods	444
<b>11 Eigensystems</b>	<b>456</b>
11.0 Introduction	456
11.1 Jacobi Transformations of a Symmetric Matrix	463
11.2 Reduction of a Symmetric Matrix to Tridiagonal Form: Givens and Householder Reductions	469
11.3 Eigenvalues and Eigenvectors of a Tridiagonal Matrix	475
11.4 Hermitian Matrices	481
11.5 Reduction of a General Matrix to Hessenberg Form	482

11.6 The QR Algorithm for Real Hessenberg Matrices	486
11.7 Improving Eigenvalues and/or Finding Eigenvectors by Inverse Iteration	493
<b>12 Fast Fourier Transform</b>	<b>496</b>
12.0 Introduction	496
12.1 Fourier Transform of Discretely Sampled Data	500
12.2 Fast Fourier Transform (FFT)	504
12.3 FFT of Real Functions, Sine and Cosine Transforms	510
12.4 FFT in Two or More Dimensions	521
12.5 Fourier Transforms of Real Data in Two and Three Dimensions	525
12.6 External Storage or Memory-Local FFTs	532
<b>13 Fourier and Spectral Applications</b>	<b>537</b>
13.0 Introduction	537
13.1 Convolution and Deconvolution Using the FFT	538
13.2 Correlation and Autocorrelation Using the FFT	545
13.3 Optimal (Wiener) Filtering with the FFT	547
13.4 Power Spectrum Estimation Using the FFT	549
13.5 Digital Filtering in the Time Domain	558
13.6 Linear Prediction and Linear Predictive Coding	564
13.7 Power Spectrum Estimation by the Maximum Entropy (All Poles) Method	572
13.8 Spectral Analysis of Unevenly Sampled Data	575
13.9 Computing Fourier Integrals Using the FFT	584
13.10 Wavelet Transforms	591
13.11 Numerical Use of the Sampling Theorem	606
<b>14 Statistical Description of Data</b>	<b>609</b>
14.0 Introduction	609
14.1 Moments of a Distribution: Mean, Variance, Skewness, and So Forth	610
14.2 Do Two Distributions Have the Same Means or Variances?	615
14.3 Are Two Distributions Different?	620
14.4 Contingency Table Analysis of Two Distributions	628
14.5 Linear Correlation	636
14.6 Nonparametric or Rank Correlation	639
14.7 Do Two-Dimensional Distributions Differ?	645
14.8 Savitzky-Golay Smoothing Filters	650
<b>15 Modeling of Data</b>	<b>656</b>
15.0 Introduction	656
15.1 Least Squares as a Maximum Likelihood Estimator	657
15.2 Fitting Data to a Straight Line	661
15.3 Straight-Line Data with Errors in Both Coordinates	666
15.4 General Linear Least Squares	671
15.5 Nonlinear Models	681

15.6 Confidence Limits on Estimated Model Parameters	689
15.7 Robust Estimation	699
<b>16 Integration of Ordinary Differential Equations</b>	<b>707</b>
16.0 Introduction	707
16.1 Runge-Kutta Method	710
16.2 Adaptive Stepsize Control for Runge-Kutta	714
16.3 Modified Midpoint Method	722
16.4 Richardson Extrapolation and the Bulirsch-Stoer Method	724
16.5 Second-Order Conservative Equations	732
16.6 Stiff Sets of Equations	734
16.7 Multistep, Multivalued, and Predictor-Corrector Methods	747
<b>17 Two Point Boundary Value Problems</b>	<b>753</b>
17.0 Introduction	753
17.1 The Shooting Method	757
17.2 Shooting to a Fitting Point	760
17.3 Relaxation Methods	762
17.4 A Worked Example: Spheroidal Harmonics	772
17.5 Automated Allocation of Mesh Points	783
17.6 Handling Internal Boundary Conditions or Singular Points	784
<b>18 Integral Equations and Inverse Theory</b>	<b>788</b>
18.0 Introduction	788
18.1 Fredholm Equations of the Second Kind	791
18.2 Volterra Equations	794
18.3 Integral Equations with Singular Kernels	797
18.4 Inverse Problems and the Use of A Priori Information	804
18.5 Linear Regularization Methods	808
18.6 Backus-Gilbert Method	815
18.7 Maximum Entropy Image Restoration	818
<b>19 Partial Differential Equations</b>	<b>827</b>
19.0 Introduction	827
19.1 Flux-Conservative Initial Value Problems	834
19.2 Diffusive Initial Value Problems	847
19.3 Initial Value Problems in Multidimensions	853
19.4 Fourier and Cyclic Reduction Methods for Boundary Value Problems	857
19.5 Relaxation Methods for Boundary Value Problems	863
19.6 Multigrid Methods for Boundary Value Problems	871
<b>20 Less-Numerical Algorithms</b>	<b>889</b>
20.0 Introduction	889
20.1 Diagnosing Machine Parameters	889
20.2 Gray Codes	894

20.3 Cyclic Redundancy and Other Checksums	896
20.4 Huffman Coding and Compression of Data	903
20.5 Arithmetic Coding	910
20.6 Arithmetic at Arbitrary Precision	915
<b>References</b>	<b>926</b>
<b>Appendix A: Table of Prototype Declarations</b>	<b>930</b>
<b>Appendix B: Utility Routines</b>	<b>940</b>
<b>Appendix C: Complex Arithmetic</b>	<b>948</b>
<b>Index of Programs and Dependencies</b>	<b>951</b>
<b>General Index</b>	<b>965</b>

Sample page from NUMERICAL RECIPES IN C: THE ART OF SCIENTIFIC COMPUTING (ISBN 0-521-43108-5)  
 Copyright (C) 1988-1992 by Cambridge University Press. Programs Copyright (C) 1988-1992 by Numerical Recipes Software.  
 Permission is granted for Internet users to make one paper copy for their own personal use. Further reproduction, or any copying of machine-readable files (including this one) to any server computer, is strictly prohibited. To order Numerical Recipes books or CDROMs, visit website <http://www.nr.com> or call 1-800-872-7423 (North America only), or send email to [directcustserv@cambridge.org](mailto:directcustserv@cambridge.org) (outside North America).



# Preface to the Second Edition

Our aim in writing the original edition of *Numerical Recipes* was to provide a book that combined general discussion, analytical mathematics, algorithmics, and actual working programs. The success of the first edition puts us now in a difficult, though hardly unenviable, position. We wanted, then and now, to write a book that is informal, fearlessly editorial, unesoteric, and above all useful. There is a danger that, if we are not careful, we might produce a second edition that is weighty, balanced, scholarly, and boring.

It is a mixed blessing that we know more now than we did six years ago. Then, we were making educated guesses, based on existing literature and our own research, about which numerical techniques were the most important and robust. Now, we have the benefit of direct feedback from a large reader community. Letters to our alter-ego enterprise, Numerical Recipes Software, are in the thousands per year. (Please, *don't telephone* us.) Our post office box has become a magnet for letters pointing out that we have omitted some particular technique, well known to be important in a particular field of science or engineering. We value such letters, and digest them carefully, especially when they point us to specific references in the literature.

The inevitable result of this input is that this Second Edition of *Numerical Recipes* is substantially larger than its predecessor, in fact about 50% larger both in words and number of included programs (the latter now numbering well over 300). “Don’t let the book grow in size,” is the advice that we received from several wise colleagues. We have tried to follow the intended spirit of that advice, even as we violate the letter of it. We have not lengthened, or increased in difficulty, the book’s principal discussions of mainstream topics. Many new topics are presented at this same accessible level. Some topics, both from the earlier edition and new to this one, are now set in smaller type that labels them as being “advanced.” The reader who ignores such advanced sections completely will not, we think, find any lack of continuity in the shorter volume that results.

Here are some highlights of the new material in this Second Edition:

- a new chapter on integral equations and inverse methods
- a detailed treatment of multigrid methods for solving elliptic partial differential equations
- routines for band diagonal linear systems
- improved routines for linear algebra on sparse matrices
- Cholesky and QR decomposition
- orthogonal polynomials and Gaussian quadratures for arbitrary weight functions
- methods for calculating numerical derivatives
- Padé approximants, and rational Chebyshev approximation
- Bessel functions, and modified Bessel functions, of fractional order; and several other new special functions
- improved random number routines
- quasi-random sequences
- routines for adaptive and recursive Monte Carlo integration in high-dimensional spaces
- globally convergent methods for sets of nonlinear equations

- simulated annealing minimization for continuous control spaces
- fast Fourier transform (FFT) for real data in two and three dimensions
- fast Fourier transform (FFT) using external storage
- improved fast cosine transform routines
- wavelet transforms
- Fourier integrals with upper and lower limits
- spectral analysis on unevenly sampled data
- Savitzky-Golay smoothing filters
- fitting straight line data with errors in both coordinates
- a two-dimensional Kolmogorov-Smirnoff test
- the statistical bootstrap method
- embedded Runge-Kutta-Fehlberg methods for differential equations
- high-order methods for stiff differential equations
- a new chapter on “less-numerical” algorithms, including Huffman and arithmetic coding, arbitrary precision arithmetic, and several other topics.

Consult the Preface to the First Edition, following, or the Table of Contents, for a list of the more “basic” subjects treated.

## Acknowledgments

It is not possible for us to list by name here all the readers who have made useful suggestions; we are grateful for these. In the text, we attempt to give specific attribution for ideas that appear to be original, and not known in the literature. We apologize in advance for any omissions.

Some readers and colleagues have been particularly generous in providing us with ideas, comments, suggestions, and programs for this Second Edition. We especially want to thank George Rybicki, Philip Pinto, Peter Lepage, Robert Lupton, Douglas Eardley, Ramesh Narayan, David Spergel, Alan Oppenheim, Sallie Baliunas, Scott Tremaine, Glennys Farrar, Steven Block, John Peacock, Thomas Loredo, Matthew Choptuik, Gregory Cook, L. Samuel Finn, P. Deuflhard, Harold Lewis, Peter Weinberger, David Syer, Richard Ferch, Steven Ebstein, Bradley Keister, and William Gould. We have been helped by Nancy Lee Snyder’s mastery of a complicated  $\text{\TeX}$  manuscript. We express appreciation to our editors Lauren Cowles and Alan Harvey at Cambridge University Press, and to our production editor Russell Hahn. We remain, of course, grateful to the individuals acknowledged in the Preface to the First Edition.

Special acknowledgment is due to programming consultant Seth Finkelstein, who wrote, rewrote, or influenced many of the routines in this book, as well as in its FORTRAN-language twin and the companion Example books. Our project has benefited enormously from Seth’s talent for detecting, and following the trail of, even very slight anomalies (often compiler bugs, but occasionally our errors), and from his good programming sense. To the extent that this edition of *Numerical Recipes in C* has a more graceful and “C-like” programming style than its predecessor, most of the credit goes to Seth. (Of course, we accept the blame for the FORTRANish lapses that still remain.)

We prepared this book for publication on DEC and Sun workstations running the UNIX operating system, and on a 486/33 PC compatible running MS-DOS 5.0/Windows 3.0. (See §1.0 for a list of additional computers used in

program tests.) We enthusiastically recommend the principal software used: GNU Emacs, T<sub>E</sub>X, Perl, Adobe Illustrator, and PostScript. Also used were a variety of C compilers – too numerous (and sometimes too buggy) for individual acknowledgment. It is a sobering fact that our standard test suite (exercising all the routines in this book) has uncovered compiler bugs in many of the compilers tried. When possible, we work with developers to see that such bugs get fixed; we encourage interested compiler developers to contact us about such arrangements.

WHP and SAT acknowledge the continued support of the U.S. National Science Foundation for their research on computational methods. D.A.R.P.A. support is acknowledged for §13.10 on wavelets.

*June, 1992*

William H. Press  
Saul A. Teukolsky  
William T. Vetterling  
Brian P. Flannery

Sample page from NUMERICAL RECIPES IN C: THE ART OF SCIENTIFIC COMPUTING (ISBN 0-521-43108-5)  
Copyright (C) 1988-1992 by Cambridge University Press. Programs Copyright (C) 1988-1992 by Numerical Recipes Software.  
Permission is granted for Internet users to make one paper copy for their own personal use. Further reproduction, or any copying of machine-readable files (including this one) to any server computer, is strictly prohibited. To order Numerical Recipes books or CDROMs, visit website <http://www.nr.com> or call 1-800-872-7423 (North America only), or send email to [directcustserv@cambridge.org](mailto:directcustserv@cambridge.org) (outside North America).

# Preface to the First Edition

We call this book *Numerical Recipes* for several reasons. In one sense, this book is indeed a “cookbook” on numerical computation. However there is an important distinction between a cookbook and a restaurant menu. The latter presents choices among complete dishes in each of which the individual flavors are blended and disguised. The former — and this book — reveals the individual ingredients and explains how they are prepared and combined.

Another purpose of the title is to connote an eclectic mixture of presentational techniques. This book is unique, we think, in offering, for each topic considered, a certain amount of general discussion, a certain amount of analytical mathematics, a certain amount of discussion of algorithmics, and (most important) actual implementations of these ideas in the form of working computer routines. Our task has been to find the right balance among these ingredients for each topic. You will find that for some topics we have tilted quite far to the analytic side; this where we have felt there to be gaps in the “standard” mathematical training. For other topics, where the mathematical prerequisites are universally held, we have tilted towards more in-depth discussion of the nature of the computational algorithms, or towards practical questions of implementation.

We admit, therefore, to some unevenness in the “level” of this book. About half of it is suitable for an advanced undergraduate course on numerical computation for science or engineering majors. The other half ranges from the level of a graduate course to that of a professional reference. Most cookbooks have, after all, recipes at varying levels of complexity. An attractive feature of this approach, we think, is that the reader can use the book at increasing levels of sophistication as his/her experience grows. Even inexperienced readers should be able to use our most advanced routines as black boxes. Having done so, we hope that these readers will subsequently go back and learn what secrets are inside.

If there is a single dominant theme in this book, it is that practical methods of numerical computation can be simultaneously efficient, clever, and — important — clear. The alternative viewpoint, that efficient computational methods must necessarily be so arcane and complex as to be useful only in “black box” form, we firmly reject.

Our purpose in this book is thus to open up a large number of computational black boxes to your scrutiny. We want to teach you to take apart these black boxes and to put them back together again, modifying them to suit your specific needs. We assume that you are mathematically literate, i.e., that you have the normal mathematical preparation associated with an undergraduate degree in a physical science, or engineering, or economics, or a quantitative social science. We assume that you know how to program a computer. We do not assume that you have any prior formal knowledge of numerical analysis or numerical methods.

The scope of *Numerical Recipes* is supposed to be “everything up to, but not including, partial differential equations.” We honor this in the breach: First, we *do* have one introductory chapter on methods for partial differential equations (Chapter 19). Second, we obviously cannot include *everything* else. All the so-called “standard” topics of a numerical analysis course have been included in this book:

Sample page from NUMERICAL RECIPES IN C: THE ART OF SCIENTIFIC COMPUTING (ISBN 0-521-43108-5)  
Copyright (C) 1988-1992 by Cambridge University Press. Programs Copyright (C) 1988-1992 by Numerical Recipes Software.  
Permission is granted for internet users to make one paper copy for their own personal use. Further reproduction, or any copying of machine-readable files (including this one), to any server computer, is strictly prohibited. To order Numerical Recipes books or CDROMs, visit website <http://www.nr.com> or call 1-800-872-7423 (North America only), or send email to [directcustserv@cambridge.org](mailto:directcustserv@cambridge.org) (outside North America).

linear equations (Chapter 2), interpolation and extrapolation (Chapter 3), integration (Chapter 4), nonlinear root-finding (Chapter 9), eigensystems (Chapter 11), and ordinary differential equations (Chapter 16). Most of these topics have been taken beyond their standard treatments into some advanced material which we have felt to be particularly important or useful.

Some other subjects that we cover in detail are not usually found in the standard numerical analysis texts. These include the evaluation of functions and of particular special functions of higher mathematics (Chapters 5 and 6); random numbers and Monte Carlo methods (Chapter 7); sorting (Chapter 8); optimization, including multidimensional methods (Chapter 10); Fourier transform methods, including FFT methods and other spectral methods (Chapters 12 and 13); two chapters on the statistical description and modeling of data (Chapters 14 and 15); and two-point boundary value problems, both shooting and relaxation methods (Chapter 17).

The programs in this book are included in ANSI-standard C. Versions of the book in FORTRAN, Pascal, and BASIC are available separately. We have more to say about the C language, and the computational environment assumed by our routines, in §1.1 (Introduction).

## Acknowledgments

Many colleagues have been generous in giving us the benefit of their numerical and computational experience, in providing us with programs, in commenting on the manuscript, or in general encouragement. We particularly wish to thank George Rybicki, Douglas Eardley, Philip Marcus, Stuart Shapiro, Paul Horowitz, Bruce Musicus, Irwin Shapiro, Stephen Wolfram, Henry Abarbanel, Larry Smarr, Richard Muller, John Bahcall, and A.G.W. Cameron.

We also wish to acknowledge two individuals whom we have never met: Forman Acton, whose 1970 textbook *Numerical Methods that Work* (New York: Harper and Row) has surely left its stylistic mark on us; and Donald Knuth, both for his series of books on *The Art of Computer Programming* (Reading, MA: Addison-Wesley), and for T<sub>E</sub>X, the computer typesetting language which immensely aided production of this book.

Research by the authors on computational methods was supported in part by the U.S. National Science Foundation.

October, 1985

William H. Press  
Brian P. Flannery  
Saul A. Teukolsky  
William T. Vetterling

# License Information

Read this section if you want to use the programs in this book on a computer. You'll need to read the following Disclaimer of Warranty, get the programs onto your computer, and acquire a Numerical Recipes software license. (Without this license, which can be the free "immediate license" under terms described below, the book is intended as a text and reference book, for reading purposes only.)

## ***Disclaimer of Warranty***

**We make no warranties, express or implied, that the programs contained in this volume are free of error, or are consistent with any particular standard of merchantability, or that they will meet your requirements for any particular application. They should not be relied on for solving a problem whose incorrect solution could result in injury to a person or loss of property. If you do use the programs in such a manner, it is at your own risk. The authors and publisher disclaim all liability for direct or consequential damages resulting from your use of the programs.**

## ***How to Get the Code onto Your Computer***

Pick one of the following methods:

- You can type the programs from this book directly into your computer. In this case, the *only* kind of license available to you is the free "immediate license" (see below). You are not authorized to transfer or distribute a machine-readable copy to any other person, nor to have any other person type the programs into a computer on your behalf. We do not want to hear bug reports from you if you choose this option, because experience has shown that *virtually all* reported bugs in such cases are typing errors!
- You can download the Numerical Recipes programs electronically from the Numerical Recipes On-Line Software Store, located at <http://www.nr.com>, our Web site. All the files (Recipes and demonstration programs) are packaged as a single compressed file. You'll need to purchase a license to download and unpack them. Any number of single-screen licenses can be purchased instantly (with discount for multiple screens) from the On-Line Store, with fees that depend on your operating system (Windows or Macintosh versus Linux or UNIX) and whether you are affiliated with an educational institution. Purchasing a single-screen license is also the way to start if you want to acquire a more general (site or corporate) license; your single-screen cost will be subtracted from the cost of any later license upgrade.
- You can purchase media containing the programs from Cambridge University Press. A CD-ROM version in ISO-9660 format for Windows and Macintosh systems contains the complete C software, and also the C++ version. More extensive CD-ROMs in ISO-9660 format for Windows, Macintosh, and UNIX/Linux systems are also available; these include the C, C++, and Fortran versions on a single CD-ROM (as well as versions in Pascal and BASIC from the first edition). These CD-ROMs are available with a single-screen license for Windows or Macintosh (order ISBN 0 521 750350), or (at a slightly higher price) with a single-screen license for UNIX/Linux workstations (order ISBN 0 521 750369). Orders for media from Cambridge University Press can be placed at 800 872-7423 (North America only) or by email to [orders@cup.org](mailto:orders@cup.org) (North America) or [directcustserv@cambridge.org](mailto:directcustserv@cambridge.org) (rest of world). Or, visit the Web site <http://www.cambridge.org>.

Sample page from NUMERICAL RECIPES IN C: THE ART OF SCIENTIFIC COMPUTING (ISBN 0-521-43108-5)  
Copyright (C) 1988-1992 by Cambridge University Press. Programs Copyright (C) 1988-1992 by Numerical Recipes Software.  
Permission is granted for internet users to make one paper copy for their own personal use. Further reproduction, or any copying of machine-readable files (including this one), to any server computer, is strictly prohibited. To order Numerical Recipes books or CDROMs, visit website <http://www.nr.com> or call 1-800-872-7423 (North America only), or send email to [directcustserv@cambridge.org](mailto:directcustserv@cambridge.org) (outside North America).

## Types of License Offered

Here are the types of licenses that we offer. Note that some types are automatically acquired with the purchase of media from Cambridge University Press, or of an unlocking password from the Numerical Recipes On-Line Software Store, while other types of licenses require that you communicate specifically with Numerical Recipes Software (email: [orders@nr.com](mailto:orders@nr.com) or fax: 781 863-1739). Our Web site <http://www.nr.com> has additional information.

- [“Immediate License”] If you are the individual owner of a copy of this book and you type one or more of its routines into your computer, we authorize you to use them on that computer for your own personal and noncommercial purposes. You are not authorized to transfer or distribute machine-readable copies to any other person, or to use the routines on more than one machine, or to distribute executable programs containing our routines. This is the only free license.
- [“Single-Screen License”] This is the most common type of low-cost license, with terms governed by our Single Screen (Shrinkwrap) License document (complete terms available through our Web site). Basically, this license lets you use Numerical Recipes routines on any one screen (PC, workstation, X-terminal, etc.). You may also, under this license, transfer pre-compiled, executable programs incorporating our routines to other, unlicensed, screens or computers, providing that (i) your application is noncommercial (i.e., does not involve the selling of your program for a fee), (ii) the programs were first developed, compiled, and successfully run on a licensed screen, and (iii) our routines are bound into the programs in such a manner that they cannot be accessed as individual routines and cannot practicably be unbound and used in other programs. That is, under this license, your program user must not be able to use our programs as part of a program library or “mix-and-match” workbench. Conditions for other types of commercial or noncommercial distribution may be found on our Web site (<http://www.nr.com>).
- [“Multi-Screen, Server, Site, and Corporate Licenses”] The terms of the Single Screen License can be extended to designated groups of machines, defined by number of screens, number of machines, locations, or ownership. Significant discounts from the corresponding single-screen prices are available when the estimated number of screens exceeds 40. Contact Numerical Recipes Software (email: [orders@nr.com](mailto:orders@nr.com) or fax: 781 863-1739) for details.
- [“Course Right-to-Copy License”] Instructors at accredited educational institutions who have adopted this book for a course, and who have already purchased a Single Screen License (either acquired with the purchase of media, or from the Numerical Recipes On-Line Software Store), may license the programs for use in that course as follows: Mail your name, title, and address; the course name, number, dates, and estimated enrollment; and advance payment of \$5 per (estimated) student to Numerical Recipes Software, at this address: P.O. Box 243, Cambridge, MA 02238 (USA). You will receive by return mail a license authorizing you to make copies of the programs for use by your students, and/or to transfer the programs to a machine accessible to your students (but only for the duration of the course).

## About Copyrights on Computer Programs

Like artistic or literary compositions, computer programs are protected by copyright. Generally it is an infringement for you to copy into your computer a program from a copyrighted source. (It is also not a friendly thing to do, since it deprives the program’s author of compensation for his or her creative effort.) Under

Sample page from NUMERICAL RECIPES IN C: THE ART OF SCIENTIFIC COMPUTING (ISBN 0-521-43108-5)  
 Copyright (C) 1988-1992 by Cambridge University Press. Programs Copyright (C) 1988-1992 by Numerical Recipes Software.  
 Permission is granted for internet users to make one paper copy for their own personal use. Further reproduction, or any copying of machine-readable files (including this one), to any server computer, is strictly prohibited. To order Numerical Recipes books or CDROMs, visit website <http://www.nr.com> or call 1-800-872-7423 (North America only), or send email to [directcustserv@cambridge.org](mailto:directcustserv@cambridge.org) (outside North America).

copyright law, all “derivative works” (modified versions, or translations into another computer language) also come under the same copyright as the original work.

Copyright does not protect ideas, but only the expression of those ideas in a particular form. In the case of a computer program, the ideas consist of the program’s methodology and algorithm, including the necessary sequence of steps adopted by the programmer. The expression of those ideas is the program source code (particularly any arbitrary or stylistic choices embodied in it), its derived object code, and any other derivative works.

If you analyze the ideas contained in a program, and then express those ideas in your own completely different implementation, then that new program implementation belongs to you. That is what we have done for those programs in this book that are not entirely of our own devising. When programs in this book are said to be “based” on programs published in copyright sources, we mean that the ideas are the same. The expression of these ideas as source code is our own. We believe that no material in this book infringes on an existing copyright.

## Trademarks

Several registered trademarks appear within the text of this book: Sun is a trademark of Sun Microsystems, Inc. SPARC and SPARCstation are trademarks of SPARC International, Inc. Microsoft, Windows 95, Windows NT, PowerStation, and MS are trademarks of Microsoft Corporation. DEC, VMS, Alpha AXP, and ULTRIX are trademarks of Digital Equipment Corporation. IBM is a trademark of International Business Machines Corporation. Apple and Macintosh are trademarks of Apple Computer, Inc. UNIX is a trademark licensed exclusively through X/Open Co. Ltd. IMSL is a trademark of Visual Numerics, Inc. NAG refers to proprietary computer software of Numerical Algorithms Group (USA) Inc. PostScript and Adobe Illustrator are trademarks of Adobe Systems Incorporated. Last, and no doubt least, Numerical Recipes (when identifying products) is a trademark of Numerical Recipes Software.

## Attributions

The fact that ideas are legally “free as air” in no way supersedes the ethical requirement that ideas be credited to their known originators. When programs in this book are based on known sources, whether copyrighted or in the public domain, published or “handed-down,” we have attempted to give proper attribution. Unfortunately, the lineage of many programs in common circulation is often unclear. We would be grateful to readers for new or corrected information regarding attributions, which we will attempt to incorporate in subsequent printings.

Sample page from NUMERICAL RECIPES IN C: THE ART OF SCIENTIFIC COMPUTING (ISBN 0-521-43108-5)  
Copyright (C) 1988-1992 by Cambridge University Press. Programs Copyright (C) 1988-1992 by Numerical Recipes Software.  
Permission is granted for internet users to make one paper copy for their own personal use. Further reproduction, or any copying of machine-readable files (including this one) to any server computer, is strictly prohibited. To order Numerical Recipes books or CDROMs, visit website <http://www.nr.com> or call 1-800-872-7423 (North America only), or send email to [directcustserv@cambridge.org](mailto:directcustserv@cambridge.org) (outside North America).



# Computer Programs by Chapter and Section

1.0	flmoon	calculate phases of the moon by date
1.1	julday	Julian Day number from calendar date
1.1	badluk	Friday the 13th when the moon is full
1.1	caldat	calendar date from Julian day number
2.1	gaussj	Gauss-Jordan matrix inversion and linear equation solution
2.3	ludcmp	linear equation solution, <i>LU</i> decomposition
2.3	lubksb	linear equation solution, backsubstitution
2.4	tridag	solution of tridiagonal systems
2.4	banmul	multiply vector by band diagonal matrix
2.4	bandec	band diagonal systems, decomposition
2.4	banbks	band diagonal systems, backsubstitution
2.5	mprove	linear equation solution, iterative improvement
2.6	svbksb	singular value backsubstitution
2.6	svdcmp	singular value decomposition of a matrix
2.6	pythag	calculate $(a^2 + b^2)^{1/2}$ without overflow
2.7	cyclic	solution of cyclic tridiagonal systems
2.7	sprsin	convert matrix to sparse format
2.7	spr sax	product of sparse matrix and vector
2.7	sprstx	product of transpose sparse matrix and vector
2.7	sprstp	transpose of sparse matrix
2.7	sprspm	pattern multiply two sparse matrices
2.7	sprstm	threshold multiply two sparse matrices
2.7	linbcg	biconjugate gradient solution of sparse systems
2.7	snrm	used by linbcg for vector norm
2.7	atimes	used by linbcg for sparse multiplication
2.7	asolve	used by linbcg for preconditioner
2.8	vander	solve Vandermonde systems
2.8	toeplz	solve Toeplitz systems
2.9	choldc	Cholesky decomposition
2.9	cholsl	Cholesky backsubstitution
2.10	qrdcmp	QR decomposition
2.10	qrsolv	QR backsubstitution
2.10	rsolv	right triangular backsubstitution
2.10	qrupdt	update a QR decomposition
2.10	rotate	Jacobi rotation used by qrupdt
3.1	polint	polynomial interpolation
3.2	ratint	rational function interpolation
3.3	spline	construct a cubic spline
3.3	splint	cubic spline interpolation
3.4	locate	search an ordered table by bisection

Sample page from NUMERICAL RECIPES IN C: THE ART OF SCIENTIFIC COMPUTING (ISBN 0-521-43108-5)  
Copyright (C) 1988-1992 by Cambridge University Press. Programs Copyright (C) 1988-1992 by Numerical Recipes Software.  
Permission is granted for internet users to make one paper copy for their own personal use. Further reproduction, or any copying of machine-readable files (including this one), to any server computer, is strictly prohibited. To order Numerical Recipes books or CDROMs, visit website <http://www.nr.com> or call 1-800-872-7423 (North America only), or send email to [directcustserv@cambridge.org](mailto:directcustserv@cambridge.org) (outside North America).

3.4	hunt	search a table when calls are correlated
3.5	polcoe	polynomial coefficients from table of values
3.5	polcof	polynomial coefficients from table of values
3.6	polin2	two-dimensional polynomial interpolation
3.6	bcucof	construct two-dimensional bicubic
3.6	bcuint	two-dimensional bicubic interpolation
3.6	splie2	construct two-dimensional spline
3.6	splin2	two-dimensional spline interpolation
4.2	trapzd	trapezoidal rule
4.2	qtrap	integrate using trapezoidal rule
4.2	qsimp	integrate using Simpson's rule
4.3	qromb	integrate using Romberg adaptive method
4.4	midpnt	extended midpoint rule
4.4	qromo	integrate using open Romberg adaptive method
4.4	midinf	integrate a function on a semi-infinite interval
4.4	midsq1	integrate a function with lower square-root singularity
4.4	midsqu	integrate a function with upper square-root singularity
4.4	midexp	integrate a function that decreases exponentially
4.5	qgaus	integrate a function by Gaussian quadratures
4.5	gauleg	Gauss-Legendre weights and abscissas
4.5	gaulag	Gauss-Laguerre weights and abscissas
4.5	gauher	Gauss-Hermite weights and abscissas
4.5	gaujac	Gauss-Jacobi weights and abscissas
4.5	gaucocf	quadrature weights from orthogonal polynomials
4.5	orthog	construct nonclassical orthogonal polynomials
4.6	quad3d	integrate a function over a three-dimensional space
5.1	eulsum	sum a series by Euler-van Wijngaarden algorithm
5.3	ddpoly	evaluate a polynomial and its derivatives
5.3	poldiv	divide one polynomial by another
5.3	ratval	evaluate a rational function
5.7	dfridr	numerical derivative by Ridders' method
5.8	chebft	fit a Chebyshev polynomial to a function
5.8	chebev	Chebyshev polynomial evaluation
5.9	chder	derivative of a function already Chebyshev fitted
5.9	chint	integrate a function already Chebyshev fitted
5.10	chebpc	polynomial coefficients from a Chebyshev fit
5.10	pcshft	polynomial coefficients of a shifted polynomial
5.11	pccheb	inverse of chebpc; use to economize power series
5.12	pade	Padé approximant from power series coefficients
5.13	ratlsq	rational fit by least-squares method
6.1	gammln	logarithm of gamma function
6.1	factrl	factorial function
6.1	bico	binomial coefficients function
6.1	factln	logarithm of factorial function

Sample page from NUMERICAL RECIPES IN C: THE ART OF SCIENTIFIC COMPUTING (ISBN 0-521-43108-5)  
 Copyright (C) 1988-1992 by Cambridge University Press. Programs Copyright (C) 1988-1992 by Numerical Recipes Software.  
 Permission is granted for internet users to make one paper copy for their own personal use. Further reproduction, or any copying of machine-readable files (including this one), to any server computer, is strictly prohibited. To order Numerical Recipes books or CDROMs, visit website <http://www.nr.com> or call 1-800-872-7423 (North America only), or send email to [directcustserv@cambridge.org](mailto:directcustserv@cambridge.org) (outside North America).

6.1	beta	beta function
6.2	gammp	incomplete gamma function
6.2	gammq	complement of incomplete gamma function
6.2	gser	series used by gammp and gammq
6.2	gcf	continued fraction used by gammp and gammq
6.2	erff	error function
6.2	erffc	complementary error function
6.2	erfcc	complementary error function, concise routine
6.3	expint	exponential integral $E_n$
6.3	ei	exponential integral $Ei$
6.4	betai	incomplete beta function
6.4	betacf	continued fraction used by betai
6.5	bessj0	Bessel function $J_0$
6.5	bessy0	Bessel function $Y_0$
6.5	bessj1	Bessel function $J_1$
6.5	bessy1	Bessel function $Y_1$
6.5	bessy	Bessel function $Y$ of general integer order
6.5	bessj	Bessel function $J$ of general integer order
6.6	bessi0	modified Bessel function $I_0$
6.6	bessk0	modified Bessel function $K_0$
6.6	bessi1	modified Bessel function $I_1$
6.6	bessk1	modified Bessel function $K_1$
6.6	bessk	modified Bessel function $K$ of integer order
6.6	bessi	modified Bessel function $I$ of integer order
6.7	bessjy	Bessel functions of fractional order
6.7	beschb	Chebyshev expansion used by bessjy
6.7	bessik	modified Bessel functions of fractional order
6.7	airy	Airy functions
6.7	sphbes	spherical Bessel functions $j_n$ and $y_n$
6.8	plgnldr	Legendre polynomials, associated (spherical harmonics)
6.9	frenel	Fresnel integrals $S(x)$ and $C(x)$
6.9	cisi	cosine and sine integrals $Ci$ and $Si$
6.10	dawson	Dawson's integral
6.11	rf	Carlson's elliptic integral of the first kind
6.11	rd	Carlson's elliptic integral of the second kind
6.11	rj	Carlson's elliptic integral of the third kind
6.11	rc	Carlson's degenerate elliptic integral
6.11	ellf	Legendre elliptic integral of the first kind
6.11	elle	Legendre elliptic integral of the second kind
6.11	ellpi	Legendre elliptic integral of the third kind
6.11	sncndn	Jacobian elliptic functions
6.12	hypgeo	complex hypergeometric function
6.12	hypser	complex hypergeometric function, series evaluation
6.12	hypdrv	complex hypergeometric function, derivative of
7.1	ran0	random deviate by Park and Miller minimal standard
7.1	ran1	random deviate, minimal standard plus shuffle

7.1	ran2	random deviate by L'Ecuyer long period plus shuffle
7.1	ran3	random deviate by Knuth subtractive method
7.2	expdev	exponential random deviates
7.2	gasdev	normally distributed random deviates
7.3	gamdev	gamma-law distribution random deviates
7.3	poidev	Poisson distributed random deviates
7.3	bnldev	binomial distributed random deviates
7.4	irbit1	random bit sequence
7.4	irbit2	random bit sequence
7.5	psdes	"pseudo-DES" hashing of 64 bits
7.5	ran4	random deviates from DES-like hashing
7.7	sobseq	Sobol's quasi-random sequence
7.8	vegas	adaptive multidimensional Monte Carlo integration
7.8	rebin	sample rebinning used by vegas
7.8	miser	recursive multidimensional Monte Carlo integration
7.8	ranpt	get random point, used by miser
8.1	piksr1	sort an array by straight insertion
8.1	piksr2	sort two arrays by straight insertion
8.1	shell	sort an array by Shell's method
8.2	sort	sort an array by quicksort method
8.2	sort2	sort two arrays by quicksort method
8.3	hpsort	sort an array by heapsort method
8.4	indexx	construct an index for an array
8.4	sort3	sort, use an index to sort 3 or more arrays
8.4	rank	construct a rank table for an array
8.5	select	find the $N$ th largest in an array
8.5	selip	find the $N$ th largest, without altering an array
8.5	hpse1	find $M$ largest values, without altering an array
8.6	eclass	determine equivalence classes from list
8.6	eclazz	determine equivalence classes from procedure
9.0	scrsho	graph a function to search for roots
9.1	zbrac	outward search for brackets on roots
9.1	zbrak	inward search for brackets on roots
9.1	rtbis	find root of a function by bisection
9.2	rtflsp	find root of a function by false-position
9.2	rtsec	find root of a function by secant method
9.2	zriddr	find root of a function by Ridders' method
9.3	zbrent	find root of a function by Brent's method
9.4	rtnewt	find root of a function by Newton-Raphson
9.4	rtsafe	find root of a function by Newton-Raphson and bisection
9.5	laguer	find a root of a polynomial by Laguerre's method
9.5	zroots	roots of a polynomial by Laguerre's method with deflation
9.5	zrhqr	roots of a polynomial by eigenvalue methods
9.5	qroot	complex or double root of a polynomial, Bairstow

Sample page from NUMERICAL RECIPES IN C: THE ART OF SCIENTIFIC COMPUTING (ISBN 0-521-43108-5)  
 Copyright (C) 1988-1992 by Cambridge University Press. Programs Copyright (C) 1988-1992 by Numerical Recipes Software.  
 Permission is granted for internet users to make one paper copy for their own personal use. Further reproduction, or any copying of machine-readable files (including this one), to any server computer, is strictly prohibited. To order Numerical Recipes books or CDROMs, visit website <http://www.nr.com> or call 1-800-872-7423 (North America only), or send email to [directcustserv@cambridge.org](mailto:directcustserv@cambridge.org) (outside North America).

9.6	<code>mnewt</code>	Newton's method for systems of equations
9.7	<code>lnsrch</code>	search along a line, used by <code>newt</code>
9.7	<code>newt</code>	globally convergent multi-dimensional Newton's method
9.7	<code>fdjac</code>	finite-difference Jacobian, used by <code>newt</code>
9.7	<code>fmin</code>	norm of a vector function, used by <code>newt</code>
9.7	<code>broydn</code>	secant method for systems of equations
10.1	<code>mnbrak</code>	bracket the minimum of a function
10.1	<code>golden</code>	find minimum of a function by golden section search
10.2	<code>brent</code>	find minimum of a function by Brent's method
10.3	<code>dbrent</code>	find minimum of a function using derivative information
10.4	<code>amoeba</code>	minimize in $N$ -dimensions by downhill simplex method
10.4	<code>amotry</code>	evaluate a trial point, used by <code>amoeba</code>
10.5	<code>powell</code>	minimize in $N$ -dimensions by Powell's method
10.5	<code>linmin</code>	minimum of a function along a ray in $N$ -dimensions
10.5	<code>f1dim</code>	function used by <code>linmin</code>
10.6	<code>frprmn</code>	minimize in $N$ -dimensions by conjugate gradient
10.6	<code>dlinmin</code>	minimum of a function along a ray using derivatives
10.6	<code>df1dim</code>	function used by <code>dlinmin</code>
10.7	<code>dfpmin</code>	minimize in $N$ -dimensions by variable metric method
10.8	<code>simplx</code>	linear programming maximization of a linear function
10.8	<code>simp1</code>	linear programming, used by <code>simplx</code>
10.8	<code>simp2</code>	linear programming, used by <code>simplx</code>
10.8	<code>simp3</code>	linear programming, used by <code>simplx</code>
10.9	<code>anneal</code>	traveling salesman problem by simulated annealing
10.9	<code>revcst</code>	cost of a reversal, used by <code>anneal</code>
10.9	<code>reverse</code>	do a reversal, used by <code>anneal</code>
10.9	<code>trncst</code>	cost of a transposition, used by <code>anneal</code>
10.9	<code>trnspt</code>	do a transposition, used by <code>anneal</code>
10.9	<code>metrop</code>	Metropolis algorithm, used by <code>anneal</code>
10.9	<code>amebsa</code>	simulated annealing in continuous spaces
10.9	<code>amotsa</code>	evaluate a trial point, used by <code>amebsa</code>
11.1	<code>jacobi</code>	eigenvalues and eigenvectors of a symmetric matrix
11.1	<code>eigsrt</code>	eigenvectors, sorts into order by eigenvalue
11.2	<code>tred2</code>	Householder reduction of a real, symmetric matrix
11.3	<code>tqli</code>	eigensolution of a symmetric tridiagonal matrix
11.5	<code>balanc</code>	balance a nonsymmetric matrix
11.5	<code>elmhes</code>	reduce a general matrix to Hessenberg form
11.6	<code>hqr</code>	eigenvalues of a Hessenberg matrix
12.2	<code>four1</code>	fast Fourier transform (FFT) in one dimension
12.3	<code>twofft</code>	fast Fourier transform of two real functions
12.3	<code>realft</code>	fast Fourier transform of a single real function
12.3	<code>sinft</code>	fast sine transform
12.3	<code>cosft1</code>	fast cosine transform with endpoints
12.3	<code>cosft2</code>	"staggered" fast cosine transform

12.4	<code>fourn</code>	fast Fourier transform in multidimensions
12.5	<code>rlft3</code>	FFT of real data in two or three dimensions
12.6	<code>fourfs</code>	FFT for huge data sets on external media
12.6	<code>fourew</code>	rewind and permute files, used by <code>fourfs</code>
13.1	<code>convlv</code>	convolution or deconvolution of data using FFT
13.2	<code>correl</code>	correlation or autocorrelation of data using FFT
13.4	<code>spctrm</code>	power spectrum estimation using FFT
13.6	<code>memcof</code>	evaluate maximum entropy (MEM) coefficients
13.6	<code>fixrts</code>	reflect roots of a polynomial into unit circle
13.6	<code>predic</code>	linear prediction using MEM coefficients
13.7	<code>evlmem</code>	power spectral estimation from MEM coefficients
13.8	<code>period</code>	power spectrum of unevenly sampled data
13.8	<code>fasper</code>	power spectrum of unevenly sampled larger data sets
13.8	<code>spread</code>	extrapolate value into array, used by <code>fasper</code>
13.9	<code>dftcor</code>	compute endpoint corrections for Fourier integrals
13.9	<code>dftint</code>	high-accuracy Fourier integrals
13.10	<code>wt1</code>	one-dimensional discrete wavelet transform
13.10	<code>daub4</code>	Daubechies 4-coefficient wavelet filter
13.10	<code>pwtset</code>	initialize coefficients for <code>pwt</code>
13.10	<code>pwt</code>	partial wavelet transform
13.10	<code>wtn</code>	multidimensional discrete wavelet transform
14.1	<code>moment</code>	calculate moments of a data set
14.2	<code>ttest</code>	Student's <i>t</i> -test for difference of means
14.2	<code>avevar</code>	calculate mean and variance of a data set
14.2	<code>tutest</code>	Student's <i>t</i> -test for means, case of unequal variances
14.2	<code>tptest</code>	Student's <i>t</i> -test for means, case of paired data
14.2	<code>ftest</code>	<i>F</i> -test for difference of variances
14.3	<code>chsone</code>	chi-square test for difference between data and model
14.3	<code>chstwo</code>	chi-square test for difference between two data sets
14.3	<code>ksone</code>	Kolmogorov-Smirnov test of data against model
14.3	<code>kstwo</code>	Kolmogorov-Smirnov test between two data sets
14.3	<code>probks</code>	Kolmogorov-Smirnov probability function
14.4	<code>cntab1</code>	contingency table analysis using chi-square
14.4	<code>cntab2</code>	contingency table analysis using entropy measure
14.5	<code>pearsn</code>	Pearson's correlation between two data sets
14.6	<code>spear</code>	Spearman's rank correlation between two data sets
14.6	<code>crank</code>	replaces array elements by their rank
14.6	<code>kendl1</code>	correlation between two data sets, Kendall's tau
14.6	<code>kendl2</code>	contingency table analysis using Kendall's tau
14.7	<code>ks2d1s</code>	K-S test in two dimensions, data vs. model
14.7	<code>quadct</code>	count points by quadrants, used by <code>ks2d1s</code>
14.7	<code>quadv1</code>	quadrant probabilities, used by <code>ks2d1s</code>
14.7	<code>ks2d2s</code>	K-S test in two dimensions, data vs. data
14.8	<code>savgol</code>	Savitzky-Golay smoothing coefficients

15.2	<code>fit</code>	least-squares fit data to a straight line
15.3	<code>fitexy</code>	fit data to a straight line, errors in both $x$ and $y$
15.3	<code>chixy</code>	used by <code>fitexy</code> to calculate a $\chi^2$
15.4	<code>lfit</code>	general linear least-squares fit by normal equations
15.4	<code>covsrt</code>	rearrange covariance matrix, used by <code>lfit</code>
15.4	<code>svdfit</code>	linear least-squares fit by singular value decomposition
15.4	<code>svdvar</code>	variances from singular value decomposition
15.4	<code>fpoly</code>	fit a polynomial using <code>lfit</code> or <code>svdfit</code>
15.4	<code>fleg</code>	fit a Legendre polynomial using <code>lfit</code> or <code>svdfit</code>
15.5	<code>mrqmin</code>	nonlinear least-squares fit, Marquardt's method
15.5	<code>mrqcof</code>	used by <code>mrqmin</code> to evaluate coefficients
15.5	<code>fgauss</code>	fit a sum of Gaussians using <code>mrqmin</code>
15.7	<code>medfit</code>	fit data to a straight line robustly, least absolute deviation
15.7	<code>rofunc</code>	fit data robustly, used by <code>medfit</code>
16.1	<code>rk4</code>	integrate one step of ODEs, fourth-order Runge-Kutta
16.1	<code>rkdumb</code>	integrate ODEs by fourth-order Runge-Kutta
16.2	<code>rkqs</code>	integrate one step of ODEs with accuracy monitoring
16.2	<code>rkck</code>	Cash-Karp-Runge-Kutta step used by <code>rkqs</code>
16.2	<code>odeint</code>	integrate ODEs with accuracy monitoring
16.3	<code>mmid</code>	integrate ODEs by modified midpoint method
16.4	<code>bsstep</code>	integrate ODEs, Bulirsch-Stoer step
16.4	<code>pzextr</code>	polynomial extrapolation, used by <code>bsstep</code>
16.4	<code>rzextr</code>	rational function extrapolation, used by <code>bsstep</code>
16.5	<code>stoerm</code>	integrate conservative second-order ODEs
16.6	<code>stiff</code>	integrate stiff ODEs by fourth-order Rosenbrock
16.6	<code>jacobn</code>	sample Jacobian routine for <code>stiff</code>
16.6	<code>derivs</code>	sample derivatives routine for <code>stiff</code>
16.6	<code>simpr</code>	integrate stiff ODEs by semi-implicit midpoint rule
16.6	<code>stifbs</code>	integrate stiff ODEs, Bulirsch-Stoer step
17.1	<code>shoot</code>	solve two point boundary value problem by shooting
17.2	<code>shootf</code>	ditto, by shooting to a fitting point
17.3	<code>solvde</code>	two point boundary value problem, solve by relaxation
17.3	<code>bksub</code>	backsubstitution, used by <code>solvde</code>
17.3	<code>pinvs</code>	diagonalize a sub-block, used by <code>solvde</code>
17.3	<code>red</code>	reduce columns of a matrix, used by <code>solvde</code>
17.4	<code>sfroid</code>	spheroidal functions by method of <code>solvde</code>
17.4	<code>difeq</code>	spheroidal matrix coefficients, used by <code>sfroid</code>
17.4	<code>sphoot</code>	spheroidal functions by method of <code>shoot</code>
17.4	<code>sphfpt</code>	spheroidal functions by method of <code>shootf</code>
18.1	<code>fred2</code>	solve linear Fredholm equations of the second kind
18.1	<code>fredin</code>	interpolate solutions obtained with <code>fred2</code>
18.2	<code>voltra</code>	linear Volterra equations of the second kind
18.3	<code>wgghts</code>	quadrature weights for an arbitrarily singular kernel
18.3	<code>kermom</code>	sample routine for moments of a singular kernel

18.3	quadmx	sample routine for a quadrature matrix
18.3	fredex	example of solving a singular Fredholm equation
19.5	sor	elliptic PDE solved by successive overrelaxation method
19.6	mglin	linear elliptic PDE solved by multigrid method
19.6	rstrct	half-weighting restriction, used by mglin, mgfas
19.6	interp	bilinear prolongation, used by mglin, mgfas
19.6	addint	interpolate and add, used by mglin
19.6	slvsm1	solve on coarsest grid, used by mglin
19.6	relax	Gauss-Seidel relaxation, used by mglin
19.6	resid	calculate residual, used by mglin
19.6	copy	utility used by mglin, mgfas
19.6	fill0	utility used by mglin
19.6	mgfas	nonlinear elliptic PDE solved by multigrid method
19.6	relax2	Gauss-Seidel relaxation, used by mgfas
19.6	slvsm2	solve on coarsest grid, used by mgfas
19.6	lop	applies nonlinear operator, used by mgfas
19.6	matadd	utility used by mgfas
19.6	matsub	utility used by mgfas
19.6	anorm2	utility used by mgfas
20.1	machar	diagnose computer's floating arithmetic
20.2	igray	Gray code and its inverse
20.3	icrc1	cyclic redundancy checksum, used by icrc
20.3	icrc	cyclic redundancy checksum
20.3	decchk	decimal check digit calculation or verification
20.4	hufmak	construct a Huffman code
20.4	hufapp	append bits to a Huffman code, used by hufmak
20.4	hufenc	use Huffman code to encode and compress a character
20.4	hufdec	use Huffman code to decode and decompress a character
20.5	arcmak	construct an arithmetic code
20.5	arcode	encode or decode a character using arithmetic coding
20.5	arcsum	add integer to byte string, used by arcode
20.6	mpops	multiple precision arithmetic, simpler operations
20.6	mpmul	multiple precision multiply, using FFT methods
20.6	mpinv	multiple precision reciprocal
20.6	mpdiv	multiple precision divide and remainder
20.6	mpsqrt	multiple precision square root
20.6	mp2dfr	multiple precision conversion to decimal base
20.6	mppi	multiple precision example, compute many digits of $\pi$



# Chapter 1. Preliminaries

## 1.0 Introduction

This book, like its predecessor edition, is supposed to teach you methods of numerical computing that are practical, efficient, and (insofar as possible) elegant. We presume throughout this book that you, the reader, have particular tasks that you want to get done. We view our job as educating you on how to proceed. Occasionally we may try to reroute you briefly onto a particularly beautiful side road; but by and large, we will guide you along main highways that lead to practical destinations.

Throughout this book, you will find us fearlessly editorializing, telling you what you should and shouldn't do. This prescriptive tone results from a conscious decision on our part, and we hope that you will not find it irritating. We do not claim that our advice is infallible! Rather, we are reacting against a tendency, in the textbook literature of computation, to discuss every possible method that has ever been invented, without ever offering a practical judgment on relative merit. We do, therefore, offer you our practical judgments whenever we can. As you gain experience, you will form your own opinion of how reliable our advice is.

We presume that you are able to read computer programs in C, that being the language of this version of *Numerical Recipes* (Second Edition). The book *Numerical Recipes in FORTRAN* (Second Edition) is separately available, if you prefer to program in that language. Earlier editions of *Numerical Recipes in Pascal* and *Numerical Recipes Routines and Examples in BASIC* are also available; while not containing the additional material of the Second Edition versions in C and FORTRAN, these versions are perfectly serviceable if Pascal or BASIC is your language of choice.

When we include programs in the text, they look like this:

```
#include <math.h>
#define RAD (3.14159265/180.0)
```

```
void flmoon(int n, int nph, long *jd, float *frac)
```

Our programs begin with an introductory comment summarizing their purpose and explaining their calling sequence. This routine calculates the phases of the moon. Given an integer `n` and a code `nph` for the phase desired (`nph = 0` for new moon, 1 for first quarter, 2 for full, 3 for last quarter), the routine returns the Julian Day Number `jd`, and the fractional part of a day `frac` to be added to it, of the *n*th such phase since January, 1900. Greenwich Mean Time is assumed.

```
{
    void perror(char error_text[]);
    int i;
    float am,as,c,t,t2,xtra;
```

```
    c=n+nph/4.0;
```

This is how we comment an individual line.

```

t=c/1236.85;
t2=t*t;
as=359.2242+29.105356*c;           You aren't really intended to understand
am=306.0253+385.816918*c+0.010730*t2;      this algorithm, but it does work!
*jd=2415020+28L*n+7L*nph;
xtra=0.75933+1.53058868*c+((1.178e-4)-(1.55e-7)*t)*t2;
if (nph == 0 || nph == 2)
    xtra += (0.1734-3.93e-4*t)*sin(RAD*as)-0.4068*sin(RAD*am);
else if (nph == 1 || nph == 3)
    xtra += (0.1721-4.0e-4*t)*sin(RAD*as)-0.6280*sin(RAD*am);
else nrerror("nph is unknown in flmoon");   This is how we will indicate error
i=(int)(xtra >= 0.0 ? floor(xtra) : ceil(xtra-1.0));   conditions.
*jd += i;
*frac=xtra-i;
}

```

If the syntax of the function definition above looks strange to you, then you are probably used to the older Kernighan and Ritchie (“K&R”) syntax, rather than that of the newer ANSI C. In this edition, we adopt ANSI C as our standard. You might want to look ahead to §1.2 where ANSI C function prototypes are discussed in more detail.

Note our convention of handling all errors and exceptional cases with a statement like `nrerror("some error message");`. The function `nrerror()` is part of a small file of utility programs, `nrutil.c`, listed in Appendix B at the back of the book. This Appendix includes a number of other utilities that we will describe later in this chapter. Function `nrerror()` prints the indicated error message to your `stderr` device (usually your terminal screen), and then invokes the function `exit()`, which terminates execution. The function `exit()` is in every C library we know of; but if you find it missing, you can modify `nrerror()` so that it does anything else that will halt execution. For example, you can have it pause for input from the keyboard, and then manually interrupt execution. In some applications, you will want to modify `nrerror()` to do more sophisticated error handling, for example to transfer control somewhere else, with an error flag or error code set.

We will have more to say about the C programming language, its conventions and style, in §1.1 and §1.2.

## Computational Environment and Program Validation

Our goal is that the programs in this book be as portable as possible, across different platforms (models of computer), across different operating systems, and across different C compilers. C was designed with this type of portability in mind. Nevertheless, we have found that there is no substitute for actually checking all programs on a variety of compilers, in the process uncovering differences in library structure or contents, and even occasional differences in allowed syntax. As surrogates for the large number of possible combinations, we have tested all the programs in this book on the combinations of machines, operating systems, and compilers shown on the accompanying table. More generally, the programs should run without modification on any compiler that implements the ANSI C standard, as described for example in Harbison and Steele’s excellent book [1]. With small modifications, our programs should run on any compiler that implements the older, *de facto* K&R standard [2]. An example of the kind of trivial incompatibility to watch out for is that ANSI C requires the memory allocation functions `malloc()`

Tested Machines and Compilers		
Hardware	O/S Version	Compiler Version
IBM PC compatible 486/33	MS-DOS 5.0/Windows 3.1	Microsoft C/C++ 7.0
IBM PC compatible 486/33	MS-DOS 5.0	Borland C/C++ 2.0
IBM RS/6000	AIX 3.2	IBM xlc 1.02
DECstation 5000/25	ULTRIX 4.2A	CodeCenter (Saber) C 3.1.1
DECsystem 5400	ULTRIX 4.1	GNU C Compiler 2.1
Sun SPARCstation 2	SunOS 4.1	GNU C Compiler 1.40
DECstation 5000/200	ULTRIX 4.2	DEC RISC C 2.1*
Sun SPARCstation 2	SunOS 4.1	Sun cc 1.1*

\*compiler version does not fully implement ANSI C; only K&R validated

and `free()` to be declared via the header `stdlib.h`; some older compilers require them to be declared with the header file `malloc.h`, while others regard them as inherent in the language and require no header file at all.

In validating the programs, we have taken the program source code directly from the machine-readable form of the book's manuscript, to decrease the chance of propagating typographical errors. "Driver" or demonstration programs that we used as part of our validations are available separately as the *Numerical Recipes Example Book (C)*, as well as in machine-readable form. If you plan to use more than a few of the programs in this book, or if you plan to use programs in this book on more than one different computer, then you may find it useful to obtain a copy of these demonstration programs.

Of course we would be foolish to claim that there are no bugs in our programs, and we do not make such a claim. We have been very careful, and have benefitted from the experience of the many readers who have written to us. If you find a new bug, please document it and tell us!

### Compatibility with the First Edition

If you are accustomed to the *Numerical Recipes* routines of the First Edition, rest assured: almost all of them are still here, with the same names and functionalities, often with major improvements in the code itself. In addition, we hope that you will soon become equally familiar with the added capabilities of the more than 100 routines that are new to this edition.

We have retired a small number of First Edition routines, those that we believe to be clearly dominated by better methods implemented in this edition. A table, following, lists the retired routines and suggests replacements.

First Edition users should also be aware that some routines common to both editions have alterations in their calling interfaces, so are not directly "plug compatible." A fairly complete list is: `chstone`, `chstwo`, `covsrt`, `dfpmin`, `laguer`, `lfit`, `memcof`, `mrqcof`, `mrqmin`, `pzextr`, `ran4`, `realft`, `rzextr`, `shoot`, `shootf`. There may be others (depending in part on which printing of the First Edition is taken for the comparison). If you have written software of any appreciable complexity

Previous Routines Omitted from This Edition		
Name(s)	Replacement(s)	Comment
adi	mglin or mgfas	better method
cosft	cosft1 or cosft2	choice of boundary conditions
ce1, e12	rf, rd, rj, rc	better algorithms
des, desks	ran4 now uses psdes	was too slow
mdian1, mdian2	select, selip	more general
qcksrt	sort	name change (sort is now hpsort)
rkqc	rkqs	better method
smoof	use convlv with coefficients from savgol	
sparse	linbcg	more general

that is dependent on First Edition routines, we do *not* recommend blindly replacing them by the corresponding routines in this book. We do recommend that any new programming efforts use the new routines.

### About References

You will find references, and suggestions for further reading, listed at the end of most sections of this book. References are cited in the text by bracketed numbers like this [3].

Because computer algorithms often circulate informally for quite some time before appearing in a published form, the task of uncovering “primary literature” is sometimes quite difficult. We have not attempted this, and we do not pretend to any degree of bibliographical completeness in this book. For topics where a substantial secondary literature exists (discussion in textbooks, reviews, etc.) we have consciously limited our references to a few of the more useful secondary sources, especially those with good references to the primary literature. Where the existing secondary literature is insufficient, we give references to a few primary sources that are intended to serve as starting points for further reading, not as complete bibliographies for the field.

The order in which references are listed is not necessarily significant. It reflects a compromise between listing cited references in the order cited, and listing suggestions for further reading in a roughly prioritized order, with the most useful ones first.

The remaining three sections of this chapter review some basic concepts of programming (control structures, etc.), discuss a set of conventions specific to C that we have adopted in this book, and introduce some fundamental concepts in numerical analysis (roundoff error, etc.). Thereafter, we plunge into the substantive material of the book.

#### CITED REFERENCES AND FURTHER READING:

Harbison, S.P., and Steele, G.L., Jr. 1991, *C: A Reference Manual*, 3rd ed. (Englewood Cliffs, NJ: Prentice-Hall). [1]

- Kernighan, B., and Ritchie, D. 1978, *The C Programming Language* (Englewood Cliffs, NJ: Prentice-Hall). [2] [Reference for K&R “traditional” C. Later editions of this book conform to the ANSI C standard.]
- Meeus, J. 1982, *Astronomical Formulae for Calculators*, 2nd ed., revised and enlarged (Richmond, VA: Willmann-Bell). [3]

## 1.1 Program Organization and Control Structures

We sometimes like to point out the close analogies between computer programs, on the one hand, and written poetry or written musical scores, on the other. All three present themselves as visual media, symbols on a two-dimensional page or computer screen. Yet, in all three cases, the visual, two-dimensional, *frozen-in-time* representation communicates (or is supposed to communicate) something rather different, namely a process that *unfolds in time*. A poem is meant to be read; music, played; a program, executed as a sequential series of computer instructions.

In all three cases, the target of the communication, in its visual form, is a human being. The goal is to transfer to him/her, as efficiently as can be accomplished, the greatest degree of understanding, in advance, of how the process *will* unfold in time. In poetry, this human target is the reader. In music, it is the performer. In programming, it is the program user.

Now, you may object that the target of communication of a program is not a human but a computer, that the program user is only an irrelevant intermediary, a lackey who feeds the machine. This is perhaps the case in the situation where the business executive pops a diskette into a desktop computer and feeds that computer a black-box program in binary executable form. The computer, in this case, doesn’t much care whether that program was written with “good programming practice” or not.

We envision, however, that you, the readers of this book, are in quite a different situation. You need, or want, to know not just *what* a program does, but also *how* it does it, so that you can tinker with it and modify it to your particular application. You need others to be able to see what you have done, so that they can criticize or admire. In such cases, where the desired goal is *maintainable* or *reusable* code, the targets of a program’s communication are surely human, not machine.

One key to achieving good programming practice is to recognize that programming, music, and poetry — all three being symbolic constructs of the human brain — are naturally structured into hierarchies that have many different nested levels. Sounds (phonemes) form small meaningful units (morphemes) which in turn form words; words group into phrases, which group into sentences; sentences make paragraphs, and these are organized into higher levels of meaning. Notes form musical phrases, which form themes, counterpoints, harmonies, etc.; which form movements, which form concertos, symphonies, and so on.

The structure in programs is equally hierarchical. Appropriately, good programming practice brings different techniques to bear on the different levels [1-3]. At a low level is the `ascii` character set. Then, constants, identifiers, operands, operators.

- Kernighan, B., and Ritchie, D. 1978, *The C Programming Language* (Englewood Cliffs, NJ: Prentice-Hall). [2] [Reference for K&R “traditional” C. Later editions of this book conform to the ANSI C standard.]
- Meeus, J. 1982, *Astronomical Formulae for Calculators*, 2nd ed., revised and enlarged (Richmond, VA: Willmann-Bell). [3]

## 1.1 Program Organization and Control Structures

We sometimes like to point out the close analogies between computer programs, on the one hand, and written poetry or written musical scores, on the other. All three present themselves as visual media, symbols on a two-dimensional page or computer screen. Yet, in all three cases, the visual, two-dimensional, *frozen-in-time* representation communicates (or is supposed to communicate) something rather different, namely a process that *unfolds in time*. A poem is meant to be read; music, played; a program, executed as a sequential series of computer instructions.

In all three cases, the target of the communication, in its visual form, is a human being. The goal is to transfer to him/her, as efficiently as can be accomplished, the greatest degree of understanding, in advance, of how the process *will* unfold in time. In poetry, this human target is the reader. In music, it is the performer. In programming, it is the program user.

Now, you may object that the target of communication of a program is not a human but a computer, that the program user is only an irrelevant intermediary, a lackey who feeds the machine. This is perhaps the case in the situation where the business executive pops a diskette into a desktop computer and feeds that computer a black-box program in binary executable form. The computer, in this case, doesn’t much care whether that program was written with “good programming practice” or not.

We envision, however, that you, the readers of this book, are in quite a different situation. You need, or want, to know not just *what* a program does, but also *how* it does it, so that you can tinker with it and modify it to your particular application. You need others to be able to see what you have done, so that they can criticize or admire. In such cases, where the desired goal is *maintainable* or *reusable* code, the targets of a program’s communication are surely human, not machine.

One key to achieving good programming practice is to recognize that programming, music, and poetry — all three being symbolic constructs of the human brain — are naturally structured into hierarchies that have many different nested levels. Sounds (phonemes) form small meaningful units (morphemes) which in turn form words; words group into phrases, which group into sentences; sentences make paragraphs, and these are organized into higher levels of meaning. Notes form musical phrases, which form themes, counterpoints, harmonies, etc.; which form movements, which form concertos, symphonies, and so on.

The structure in programs is equally hierarchical. Appropriately, good programming practice brings different techniques to bear on the different levels [1-3]. At a low level is the `ascii` character set. Then, constants, identifiers, operands, operators.

Then program statements, like `a[j+1]=b+c/3.0;`. Here, the best programming advice is simply *be clear*, or (correspondingly) *don't be too tricky*. You might momentarily be proud of yourself at writing the single line

```
k=(2-j)*(1+3*j)/2;
```

if you want to permute cyclically one of the values  $j = (0, 1, 2)$  into respectively  $k = (1, 2, 0)$ . You will regret it later, however, when you try to understand that line. Better, and likely also faster, is

```
k=j+1;
if (k == 3) k=0;
```

Many programming stylists would even argue for the ploddingly literal

```
switch (j) {
  case 0: k=1; break;
  case 1: k=2; break;
  case 2: k=0; break;
  default: {
    fprintf(stderr,"unexpected value for j");
    exit(1);
  }
}
```

on the grounds that it is both clear and additionally safeguarded from wrong assumptions about the possible values of  $j$ . Our preference among the implementations is for the middle one.

In this simple example, we have in fact traversed several levels of hierarchy: Statements frequently come in “groups” or “blocks” which make sense only taken as a whole. The middle fragment above is one example. Another is

```
swap=a[j];
a[j]=b[j];
b[j]=swap;
```

which makes immediate sense to any programmer as the exchange of two variables, while

```
ans=sum=0.0;
n=1;
```

is very likely to be an initialization of variables prior to some iterative process. This level of hierarchy in a program is usually evident to the eye. It is good programming practice to put in comments at this level, e.g., “initialize” or “exchange variables.”

The next level is that of *control structures*. These are things like the `switch` construction in the example above, `for` loops, and so on. This level is sufficiently important, and relevant to the hierarchical level of the routines in this book, that we will come back to it just below.

At still higher levels in the hierarchy, we have functions and modules, and the whole “global” organization of the computational task to be done. In the musical analogy, we are now at the level of movements and complete works. At these levels,

*modularization* and *encapsulation* become important programming concepts, the general idea being that program units should interact with one another only through clearly defined and narrowly circumscribed interfaces. Good modularization practice is an essential prerequisite to the success of large, complicated software projects, especially those employing the efforts of more than one programmer. It is also good practice (if not quite as essential) in the less massive programming tasks that an individual scientist, or reader of this book, encounters.

Some computer languages, such as Modula-2 and C++, promote good modularization with higher-level language constructs absent in C. In Modula-2, for example, functions, type definitions, and data structures can be encapsulated into “modules” that communicate through declared public interfaces and whose internal workings are hidden from the rest of the program [4]. In the C++ language, the key concept is “class,” a user-definable generalization of data type that provides for data hiding, automatic initialization of data, memory management, dynamic typing, and operator overloading (i.e., the user-definable extension of operators like + and \* so as to be appropriate to operands in any particular class) [5]. Properly used in defining the data structures that are passed between program units, classes can clarify and circumscribe these units’ public interfaces, reducing the chances of programming error and also allowing a considerable degree of compile-time and run-time error checking.

Beyond modularization, though depending on it, lie the concepts of *object-oriented programming*. Here a programming language, such as C++ or Turbo Pascal 5.5 [6], allows a module’s public interface to accept redefinitions of types or actions, and these redefinitions become shared all the way down through the module’s hierarchy (so-called *polymorphism*). For example, a routine written to invert a matrix of real numbers could — dynamically, at run time — be made able to handle complex numbers by overloading complex data types and corresponding definitions of the arithmetic operations. Additional concepts of *inheritance* (the ability to define a data type that “inherits” all the structure of another type, plus additional structure of its own), and *object extensibility* (the ability to add functionality to a module without access to its source code, e.g., at run time), also come into play.

We have not attempted to modularize, or make objects out of, the routines in this book, for at least two reasons. First, the chosen language, C, does not really make this possible. Second, we envision that you, the reader, might want to incorporate the algorithms in this book, a few at a time, into modules or objects with a structure of your own choosing. There does not exist, at present, a standard or accepted set of “classes” for scientific object-oriented computing. While we might have tried to invent such a set, doing so would have inevitably tied the algorithmic content of the book (which is its *raison d’être*) to some rather specific, and perhaps haphazard, set of choices regarding class definitions.

On the other hand, we are not unfriendly to the goals of modular and object-oriented programming. Within the limits of C, we have therefore tried to structure our programs to be “object friendly.” That is one reason we have adopted ANSI C with its function prototyping as our default C dialect (see §1.2). Also, within our implementation sections, we have paid particular attention to the practices of *structured programming*, as we now discuss.



## Control Structures

An executing program unfolds in time, but not strictly in the linear order in which the statements are written. Program statements that affect the order in which statements are executed, or that affect whether statements are executed, are called *control statements*. Control statements never make useful sense by themselves. They make sense only in the context of the groups or blocks of statements that they in turn control. If you think of those blocks as paragraphs containing sentences, then the control statements are perhaps best thought of as the indentation of the paragraph and the punctuation between the sentences, not the words within the sentences.

We can now say what the goal of structured programming is. It is *to make program control manifestly apparent in the visual presentation of the program*. You see that this goal has nothing at all to do with how the computer sees the program. As already remarked, computers don't care whether you use structured programming or not. Human readers, however, *do* care. You yourself will also care, once you discover how much easier it is to perfect and debug a well-structured program than one whose control structure is obscure.

You accomplish the goals of structured programming in two complementary ways. First, you acquaint yourself with the small number of essential control structures that occur over and over again in programming, and that are therefore given convenient representations in most programming languages. You should learn to think about your programming tasks, insofar as possible, exclusively in terms of these standard control structures. In writing programs, you should get into the habit of representing these standard control structures in consistent, conventional ways.

“Doesn't this inhibit *creativity*?” our students sometimes ask. Yes, just as Mozart's creativity was inhibited by the sonata form, or Shakespeare's by the metrical requirements of the sonnet. The point is that creativity, when it is meant to communicate, does *well* under the inhibitions of appropriate restrictions on format.

Second, you *avoid*, insofar as possible, control statements whose controlled blocks or objects are difficult to discern at a glance. This means, in practice, that *you must try to avoid named labels on statements and goto's*. It is not the goto's that are dangerous (although they do interrupt one's reading of a program); the named statement labels are the hazard. In fact, whenever you encounter a named statement label while reading a program, you will soon become conditioned to get a sinking feeling in the pit of your stomach. Why? Because the following questions will, by habit, immediately spring to mind: Where did control come *from* in a branch to this label? It could be anywhere in the routine! What circumstances resulted in a branch to this label? They could be anything! Certainty becomes uncertainty, understanding dissolves into a morass of possibilities.

Some examples are now in order to make these considerations more concrete (see Figure 1.1.1).

### Catalog of Standard Structures

**Iteration.** In C, simple iteration is performed with a `for` loop, for example

```
for (j=2; j<=1000; j++) {
    b[j]=a[j-1];
    a[j-1]=j;
}
```

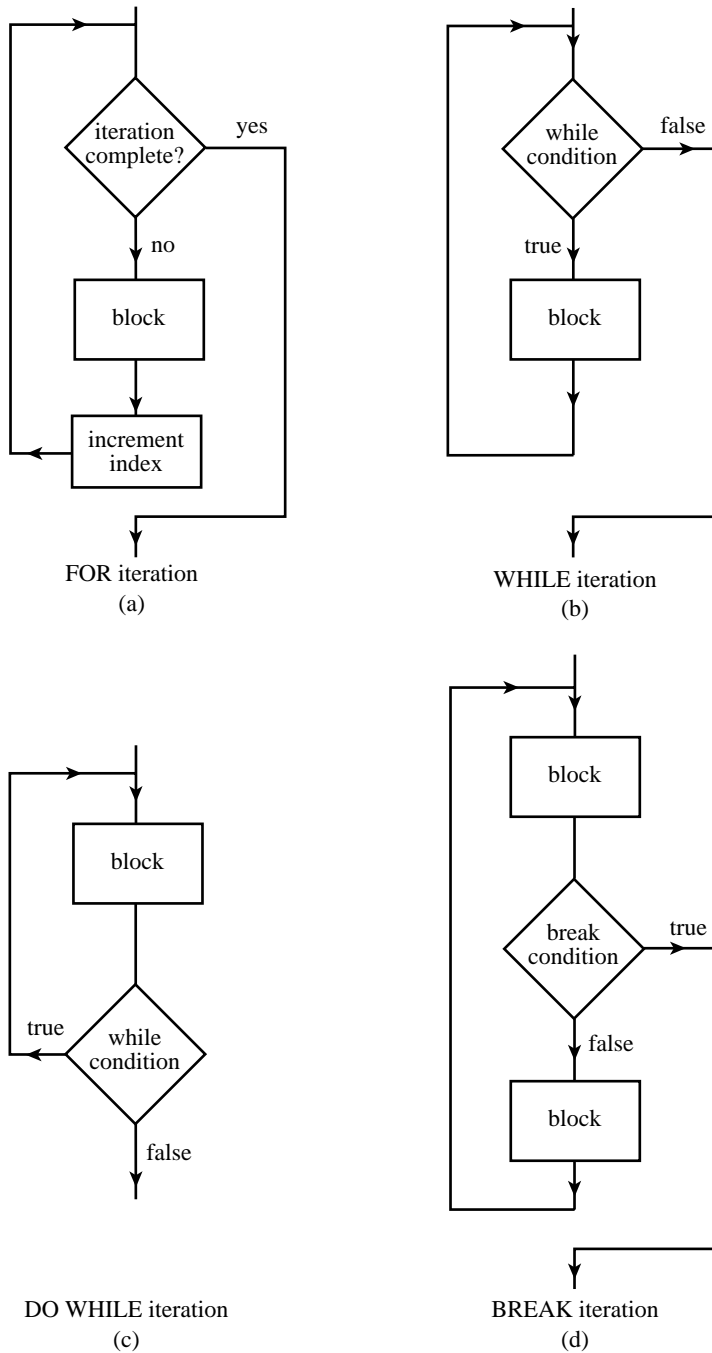


Figure 1.1.1. Standard control structures used in structured programming: (a) for iteration; (b) while iteration; (c) do while iteration; (d) break iteration; (e) if structure; (f) switch structure

Sample page from NUMERICAL RECIPES IN C: THE ART OF SCIENTIFIC COMPUTING (ISBN 0-521-43108-5)  
 Copyright (C) 1988-1992 by Cambridge University Press. Programs Copyright (C) 1988-1992 by Numerical Recipes Software.  
 Permission is granted for internet users to make one paper copy for their own personal use. Further reproduction, or any copying of machine-readable files (including this one), to any server computer, is strictly prohibited. To order Numerical Recipes books or CDROMs, visit website <http://www.nr.com> or call 1-800-872-7423 (North America only), or send email to [directcustserv@cambridge.org](mailto:directcustserv@cambridge.org) (outside North America).

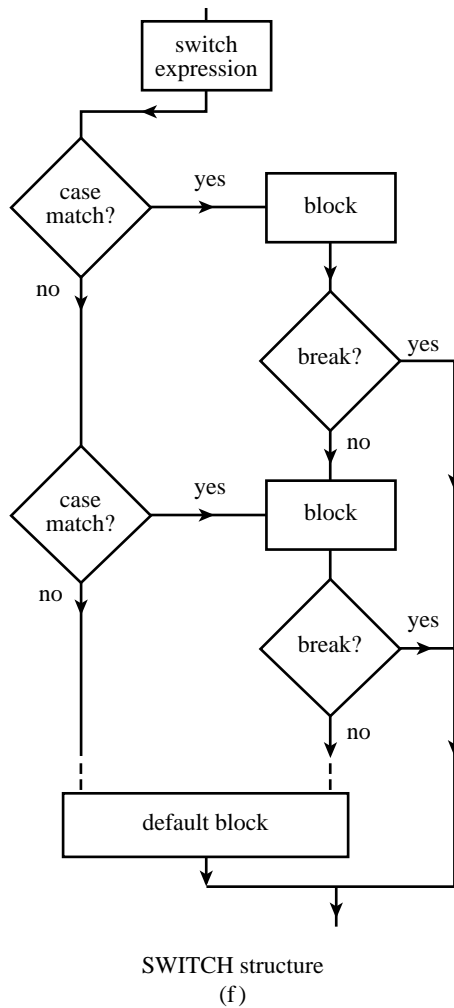
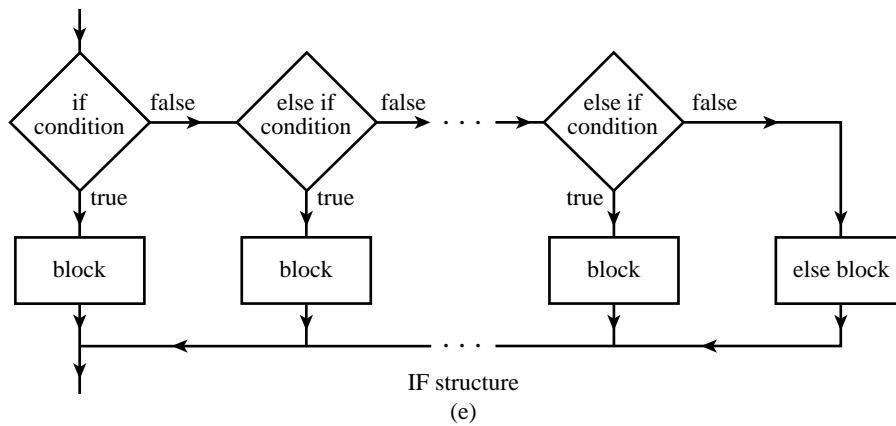


Figure 1.1.1. Standard control structures used in structured programming (see caption on previous page).

Sample page from NUMERICAL RECIPES IN C: THE ART OF SCIENTIFIC COMPUTING (ISBN 0-521-43108-5)  
 Copyright (C) 1988-1992 by Cambridge University Press. Programs Copyright (C) 1988-1992 by Numerical Recipes Software.  
 Permission is granted for internet users to make one paper copy for their own personal use. Further reproduction, or any copying of machine-readable files (including this one), to any server computer, is strictly prohibited. To order Numerical Recipes books or CDROMs, visit website <http://www.nr.com> or call 1-800-872-7423 (North America only), or send email to [directcustserv@cambridge.org](mailto:directcustserv@cambridge.org) (outside North America).

Notice how we always indent the block of code that is acted upon by the control structure, leaving the structure itself unindented. Notice also our habit of putting the initial curly brace on the same line as the `for` statement, instead of on the next line. This saves a full line of white space, and our publisher loves us for it.

**IF structure.** This structure in C is similar to that found in Pascal, Algol, FORTRAN and other languages, and typically looks like

```
if (...) {
    ...
}
else if (...) {
    ...
}
else {
    ...
}
```

Since compound-statement curly braces are required only when there is more than one statement in a block, however, C's `if` construction can be somewhat less explicit than the corresponding structure in FORTRAN or Pascal. Some care must be exercised in constructing nested `if` clauses. For example, consider the following:

```
if (b > 3)
    if (a > 3) b += 1;
else b -= 1;                /* questionable! */
```

As judged by the indentation used on successive lines, the intent of the writer of this code is the following: 'If `b` is greater than 3 and `a` is greater than 3, then increment `b`. If `b` is not greater than 3, then decrement `b`.' According to the rules of C, however, the actual meaning is 'If `b` is greater than 3, then evaluate `a`. If `a` is greater than 3, then increment `b`, and if `a` is less than or equal to 3, decrement `b`.' The point is that an `else` clause is associated with the most recent open `if` statement, no matter how you lay it out on the page. Such confusions in meaning are easily resolved by the inclusion of braces. They may in some instances be technically superfluous; nevertheless, they clarify your intent and improve the program. The above fragment should be written as

```
if (b > 3) {
    if (a > 3) b += 1;
} else {
    b -= 1;
}
```

Here is a working program that consists dominantly of `if` control statements:

```
#include <math.h>
#define IGREG (15+31L*(10+12L*1582))    Gregorian Calendar adopted Oct. 15, 1582.
```

```
long julday(int mm, int id, int iyyy)
```

In this routine `julday` returns the Julian Day Number that begins at noon of the calendar date specified by month `mm`, day `id`, and year `iyyy`, all integer variables. Positive year signifies A.D.; negative, B.C. Remember that the year after 1 B.C. was 1 A.D.

```
{
    void nrerror(char error_text[]);
```

```

long jul;
int ja, jy=iyyy, jm;

if (jy == 0) nrerror("julday: there is no year zero.");
if (jy < 0) ++jy;
if (mm > 2) {
    jm=mm+1;
} else {
    --jy;
    jm=mm+13;
}
jul = (long) (floor(365.25*jy)+floor(30.6001*jm)+id+1720995);
if (id+31L*(mm+12L*iyyy) >= IGREG) {
    ja=(int)(0.01*jy);
    jul += 2-ja+(int) (0.25*ja);
}
return jul;
}

```

Here is an example of a block IF-structure.

(Astronomers number each 24-hour period, starting and ending at *noon*, with a unique integer, the Julian Day Number [7]. Julian Day Zero was a very long time ago; a convenient reference point is that Julian Day 2440000 began at noon of May 23, 1968. If you know the Julian Day Number that begins at noon of a given calendar date, then the day of the week of that date is obtained by adding 1 and taking the result modulo base 7; a zero answer corresponds to Sunday, 1 to Monday, ..., 6 to Saturday.)

**While iteration.** Most languages (though not FORTRAN, incidentally) provide for structures like the following C example:

```

while (n < 1000) {
    n *= 2;
    j += 1;
}

```

It is the particular feature of this structure that the control-clause (in this case  $n < 1000$ ) is evaluated *before* each iteration. If the clause is not true, the enclosed statements will not be executed. In particular, if this code is encountered at a time when  $n$  is greater than or equal to 1000, the statements will not even be executed once.

**Do-While iteration.** Companion to the `while` iteration is a related control-structure that tests its control-clause at the *end* of each iteration. In C, it looks like this:

```

do {
    n *= 2;
    j += 1;
} while (n < 1000);

```

In this case, the enclosed statements will be executed at least once, independent of the initial value of  $n$ .

**Break.** In this case, you have a loop that is repeated indefinitely until some condition *tested somewhere in the middle of the loop* (and possibly tested in more

than one place) becomes true. At that point you wish to exit the loop and proceed with what comes after it. In C the structure is implemented with the simple break statement, which terminates execution of the innermost for, while, do, or switch construction and proceeds to the next sequential instruction. (In Pascal and standard FORTRAN, this structure requires the use of statement labels, to the detriment of clear programming.) A typical usage of the break statement is:

```
for(;;) {
    [statements before the test]
    if (...) break;
    [statements after the test]
}
[next sequential instruction]
```

Here is a program that uses several different iteration structures. One of us was once asked, for a scavenger hunt, to find the date of a Friday the 13th on which the moon was full. This is a program which accomplishes that task, giving incidentally all other Fridays the 13th as a by-product.

```
#include <stdio.h>
#include <math.h>
#define ZON -5.0           Time zone -5 is Eastern Standard Time.
#define YBEG 1900         The range of dates to be searched.
#define IYEND 2000

int main(void) /* Program badluk */
{
    void flmoon(int n, int nph, long *jd, float *frac);
    long julday(int mm, int id, int iyyy);
    int ic, icon, idwk, im, iyyy, n;
    float timzon = ZON/24.0, frac;
    long jd, jday;

    printf("\nFull moons on Friday the 13th from %5d to %5d\n", YBEG, IYEND);
    for (iyyy=YBEG; iyyy<=IYEND; iyyy++) {      Loop over each year,
        for (im=1; im<=12; im++) {              and each month.
            jday=julday(im, 13, iyyy);          Is the 13th a Friday?
            idwk=(int) ((jday+1) % 7);
            if (idwk == 5) {
                n=(int)(12.37*(iyyy-1900+(im-0.5)/12.0));
                This value n is a first approximation to how many full moons have occurred
                since 1900. We will feed it into the phase routine and adjust it up or down
                until we determine that our desired 13th was or was not a full moon. The
                variable icon signals the direction of adjustment.
                icon=0;
                for (;;) {
                    flmoon(n, 2, &jd, &frac);    Get date of full moon n.
                    frac=24.0*(frac+timzon);     Convert to hours in correct time zone.
                    if (frac < 0.0) {            Convert from Julian Days beginning at
                        --jd;                    noon to civil days beginning at mid-
                        frac += 24.0;            night.
                    }
                    if (frac > 12.0) {
                        ++jd;
                        frac -= 12.0;
                    } else
                        frac += 12.0;
                    if (jd == jday) {            Did we hit our target day?
                        printf("\n%2d/13/%4d\n", im, iyyy);
                        printf("%s %5.1f %s\n", "Full moon", frac,
```



```

if (julian >= IGREG) {      Cross-over to Gregorian Calendar produces this correc-
    jalpha=(long)((double) (julian-1867216)-0.25)/36524.25);      tion.
    ja=julian+1+jalpha-(long) (0.25*jalpa);
} else if (julian < 0) {    Make day number positive by adding integer number of
    ja=julian+36525*(1-julian/36525);      Julian centuries, then subtract them off
} else                      at the end.
    ja=julian;
jb=ja+1524;
jc=(long)(6680.0+((double) (jb-2439870)-122.1)/365.25);
jd=(long)(365*jc+(0.25*jc));
je=(long)((jb-jd)/30.6001);
*id=jb-jd-(long) (30.6001*je);
*mm=je-1;
if (*mm > 12) *mm -= 12;
*yyyy=jc-4715;
if (*mm > 2) --(*yyyy);
if (*yyyy <= 0) --(*yyyy);
if (julian < 0) *yyyy -= 100*(1-julian/36525);
}

```

(For additional calendrical algorithms, applicable to various historical calendars, see [8].)

#### CITED REFERENCES AND FURTHER READING:

- Harbison, S.P., and Steele, G.L., Jr. 1991, *C: A Reference Manual*, 3rd ed. (Englewood Cliffs, NJ: Prentice-Hall).
- Kernighan, B.W. 1978, *The Elements of Programming Style* (New York: McGraw-Hill). [1]
- Yourdon, E. 1975, *Techniques of Program Structure and Design* (Englewood Cliffs, NJ: Prentice-Hall). [2]
- Jones, R., and Stewart, I. 1987, *The Art of C Programming* (New York: Springer-Verlag). [3]
- Hoare, C.A.R. 1981, *Communications of the ACM*, vol. 24, pp. 75–83.
- Wirth, N. 1983, *Programming in Modula-2*, 3rd ed. (New York: Springer-Verlag). [4]
- Stroustrup, B. 1986, *The C++ Programming Language* (Reading, MA: Addison-Wesley). [5]
- Borland International, Inc. 1989, *Turbo Pascal 5.5 Object-Oriented Programming Guide* (Scotts Valley, CA: Borland International). [6]
- Meeus, J. 1982, *Astronomical Formulae for Calculators*, 2nd ed., revised and enlarged (Richmond, VA: Willmann-Bell). [7]
- Hatcher, D.A. 1984, *Quarterly Journal of the Royal Astronomical Society*, vol. 25, pp. 53–55; see also *op. cit.* 1985, vol. 26, pp. 151–155, and 1986, vol. 27, pp. 506–507. [8]

## 1.2 Some C Conventions for Scientific Computing

The C language was devised originally for systems programming work, not for scientific computing. Relative to other high-level programming languages, C puts the programmer “very close to the machine” in several respects. It is operator-rich, giving direct access to most capabilities of a machine-language instruction set. It has a large variety of intrinsic data types (short and long, signed and unsigned integers; floating and double-precision reals; pointer types; etc.), and a concise syntax for effecting conversions and indirections. It defines an arithmetic on pointers (addresses) that relates gracefully to array addressing and is highly compatible with the index register structure of many computers.



```

if (julian >= IGREG) {      Cross-over to Gregorian Calendar produces this correc-
    jalpha=(long)((double) (julian-1867216)-0.25)/36524.25);      tion.
    ja=julian+1+jalpha-(long) (0.25*jalpa);
} else if (julian < 0) {   Make day number positive by adding integer number of
    ja=julian+36525*(1-julian/36525);      Julian centuries, then subtract them off
} else                    at the end.
    ja=julian;
jb=ja+1524;
jc=(long)(6680.0+((double) (jb-2439870)-122.1)/365.25);
jd=(long)(365*jc+(0.25*jc));
je=(long)((jb-jd)/30.6001);
*id=jb-jd-(long) (30.6001*jc);
*mm=je-1;
if (*mm > 12) *mm -= 12;
*yyyy=jc-4715;
if (*mm > 2) --(*yyyy);
if (*yyyy <= 0) --(*yyyy);
if (julian < 0) *yyyy -= 100*(1-julian/36525);
}

```

(For additional calendrical algorithms, applicable to various historical calendars, see [8].)

#### CITED REFERENCES AND FURTHER READING:

- Harbison, S.P., and Steele, G.L., Jr. 1991, *C: A Reference Manual*, 3rd ed. (Englewood Cliffs, NJ: Prentice-Hall).
- Kernighan, B.W. 1978, *The Elements of Programming Style* (New York: McGraw-Hill). [1]
- Yourdon, E. 1975, *Techniques of Program Structure and Design* (Englewood Cliffs, NJ: Prentice-Hall). [2]
- Jones, R., and Stewart, I. 1987, *The Art of C Programming* (New York: Springer-Verlag). [3]
- Hoare, C.A.R. 1981, *Communications of the ACM*, vol. 24, pp. 75–83.
- Wirth, N. 1983, *Programming in Modula-2*, 3rd ed. (New York: Springer-Verlag). [4]
- Stroustrup, B. 1986, *The C++ Programming Language* (Reading, MA: Addison-Wesley). [5]
- Borland International, Inc. 1989, *Turbo Pascal 5.5 Object-Oriented Programming Guide* (Scotts Valley, CA: Borland International). [6]
- Meeus, J. 1982, *Astronomical Formulae for Calculators*, 2nd ed., revised and enlarged (Richmond, VA: Willmann-Bell). [7]
- Hatcher, D.A. 1984, *Quarterly Journal of the Royal Astronomical Society*, vol. 25, pp. 53–55; see also *op. cit.* 1985, vol. 26, pp. 151–155, and 1986, vol. 27, pp. 506–507. [8]

## 1.2 Some C Conventions for Scientific Computing

The C language was devised originally for systems programming work, not for scientific computing. Relative to other high-level programming languages, C puts the programmer “very close to the machine” in several respects. It is operator-rich, giving direct access to most capabilities of a machine-language instruction set. It has a large variety of intrinsic data types (short and long, signed and unsigned integers; floating and double-precision reals; pointer types; etc.), and a concise syntax for effecting conversions and indirections. It defines an arithmetic on pointers (addresses) that relates gracefully to array addressing and is highly compatible with the index register structure of many computers.

Portability has always been another strong point of the C language. C is the underlying language of the UNIX operating system; both the language and the operating system have by now been implemented on literally hundreds of different computers. The language's universality, portability, and flexibility have attracted increasing numbers of scientists and engineers to it. It is commonly used for the real-time control of experimental hardware, often in spite of the fact that the standard UNIX kernel is less than ideal as an operating system for this purpose.

The use of C for higher level scientific calculations such as data analysis, modeling, and floating-point numerical work has generally been slower in developing. In part this is due to the entrenched position of FORTRAN as the mother-tongue of virtually all scientists and engineers born before 1960, and most born after. In part, also, the slowness of C's penetration into scientific computing has been due to deficiencies in the language that computer scientists have been (we think, stubbornly) slow to recognize. Examples are the lack of a good way to raise numbers to small integer powers, and the "implicit conversion of float to double" issue, discussed below. Many, though not all, of these deficiencies are overcome in the ANSI C Standard. Some remaining deficiencies will undoubtedly disappear over time.

Yet another inhibition to the mass conversion of scientists to the C cult has been, up to the time of writing, the decided lack of high-quality scientific or numerical libraries. That is the lacuna into which we thrust this edition of *Numerical Recipes*. We certainly do not claim to be a complete solution to the problem. We do hope to inspire further efforts, and to lay out by example a set of sensible, practical conventions for scientific C programming.

The need for programming conventions in C is very great. Far from the problem of overcoming constraints imposed by the language (our repeated experience with Pascal), the problem in C is to choose the best and most natural techniques from multiple opportunities — and then to use those techniques completely consistently from program to program. In the rest of this section, we set out some of the issues, and describe the adopted conventions that are used in all of the routines in this book.

## **Function Prototypes and Header Files**

ANSI C allows functions to be defined with *function prototypes*, which specify the type of each function parameter. If a function declaration or definition with a prototype is visible, the compiler can check that a given function call invokes the function with the correct argument types. All the routines printed in this book are in ANSI C prototype form. For the benefit of readers with older "traditional K&R" C compilers, the *Numerical Recipes C Diskette* includes two complete sets of programs, one in ANSI, the other in K&R.

The easiest way to understand prototypes is by example. A function definition that would be written in traditional C as

```
int g(x,y,z)
int x,y;
float z;
```

becomes in ANSI C

```
int g(int x, int y, float z)
```

A function that has no parameters has the parameter type list `void`.

A function declaration (as contrasted to a function definition) is used to “introduce” a function to a routine that is going to *call* it. The calling routine needs to know the number and type of arguments and the type of the returned value. In a function declaration, you are allowed to omit the parameter names. Thus the declaration for the above function is allowed to be written

```
int g(int, int, float);
```

If a C program consists of multiple source files, the compiler cannot check the consistency of each function call without some additional assistance. The safest way to proceed is as follows:

- Every external function should have a single prototype declaration in a header (`.h`) file.
- The source file with the definition (body) of the function should also include the header file so that the compiler can check that the prototypes in the declaration and the definition match.
- Every source file that calls the function should include the appropriate header (`.h`) file.
- Optionally, a routine that calls a function can also include that function’s prototype declaration internally. This is often useful when you are developing a program, since it gives you a visible reminder (checked by the compiler through the common `.h` file) of a function’s argument types. Later, after your program is debugged, you can go back and delete the supernumary internal declarations.

For the routines in this book, the header file containing all the prototypes is `nr.h`, listed in Appendix A. You should put the statement `#include nr.h` at the top of every source file that contains *Numerical Recipes* routines. Since, more frequently than not, you will want to include more than one *Numerical Recipes* routine in a single source file, we have not printed this `#include` statement in front of this book’s individual program listings, but you should make sure that it is present in your programs.

As backup, and in accordance with the last item on the indented list above, we declare the function prototype of all *Numerical Recipes* routines that are called by other *Numerical Recipes* routines *internally* to the calling routine. (That also makes our routines much more readable.) The only exception to this rule is that the small number of utility routines that we use repeatedly (described below) are declared in the additional header file `nrutil.h`, and the line `#include nrutil.h` is explicitly printed whenever it is needed.

A final important point about the header file `nr.h` is that, as furnished on the diskette, it contains both ANSI C and traditional K&R-style declarations. The ANSI forms are invoked if any of the following macros are defined: `__STDC__`, `ANSI`, or `NRANSI`. (The purpose of the last name is to give you an invocation that does not conflict with other possible uses of the first two names.) If you have an ANSI compiler, it is *essential* that you invoke it with one or more of these macros

defined. The typical means for doing so is to include a switch like “-DANST” on the compiler command line.

Some further details about the file `nr.h` are given in Appendix A.

## Vectors and One-Dimensional Arrays

There is a close, and elegant, correspondence in C between pointers and arrays. The value referenced by an expression like `a[j]` is *defined* to be `*((a)+(j))`, that is, “the contents of the address obtained by incrementing the pointer `a` by `j`.” A consequence of this definition is that if `a` points to a legal data location, the array element `a[0]` is always defined. Arrays in C are natively “zero-origin” or “zero-offset.” An array declared by the statement `float b[4]`; has the valid references `b[0]`, `b[1]`, `b[2]`, and `b[3]`, but *not* `b[4]`.

Right away we need a *notation* to indicate what is the valid range of an array index. (The issue comes up about a thousand times in this book!) For the above example, the index range of `b` will be henceforth denoted `b[0..3]`, a notation borrowed from Pascal. In general, the range of an array declared by `float a[M]`; is `a[0..M-1]`, and the same if `float` is replaced by any other data type.

One problem is that many algorithms naturally like to go from 1 to  $M$ , not from 0 to  $M-1$ . Sure, you can always convert them, but they then often acquire a baggage of additional arithmetic in array indices that is, at best, distracting. It is better to use the power of the C language, in a consistent way, to make the problem disappear. Consider

```
float b[4],*bb;
bb=b-1;
```

The pointer `bb` now points one location before `b`. An immediate consequence is that the array elements `bb[1]`, `bb[2]`, `bb[3]`, and `bb[4]` all exist. In other words the range of `bb` is `bb[1..4]`. We will refer to `bb` as a *unit-offset* vector. (See Appendix B for some additional discussion of technical details.)

It is sometimes convenient to use zero-offset vectors, and sometimes convenient to use unit-offset vectors in algorithms. The choice should be whichever is most natural to the problem at hand. For example, the coefficients of a polynomial  $a_0 + a_1x + a_2x^2 + \dots + a_nx^n$  clearly cry out for the zero-offset `a[0..n]`, while a vector of  $N$  data points  $x_i$ ,  $i = 1 \dots N$  calls for a unit-offset `x[1..N]`. When a routine in this book has an array as an argument, its header comment always gives the expected index range. For example,

```
void someroutine(float bb[], int nn)
This routine does something with the vector bb[1..nn].
...
```

Now, suppose you want `someroutine()` to do its thing on your own vector, of length 7, say. If your vector, call it `aa`, is already unit-offset (has the valid range `aa[1..7]`), then you can invoke `someroutine(aa,7)`; in the obvious way. That is the recommended procedure, since `someroutine()` presumably has some logical, or at least aesthetic, reason for wanting a unit-offset vector.

But suppose that your vector of length 7, now call it `a`, is perversely a native C, zero-offset array (has range `a[0..6]`). Perhaps this is the case because you disagree with our aesthetic prejudices, Heaven help you! To use our recipe, do you have to copy `a`'s contents element by element into another, unit-offset vector? No! Do you have to declare a new pointer `aaa` and set it equal to `a-1`? No! You simply invoke `someroutine(a-1,7)`; Then `a[1]`, as seen from within our recipe, is actually `a[0]` as seen from your program. In other words, you can change conventions “on the fly” with just a couple of keystrokes.

Forgive us for belaboring these points. We want to free you from the zero-offset thinking that C encourages but (as we see) does not require. A final liberating point is that the utility file `nrutil.c`, listed in full in Appendix B, includes functions for allocating (using `malloc()`) *arbitrary-offset* vectors of arbitrary lengths. The synopses of these functions are as follows:

```
float *vector(long nl, long nh)
Allocates a float vector with range [nl..nh].

int *ivector(long nl, long nh)
Allocates an int vector with range [nl..nh].

unsigned char *cvector(long nl, long nh)
Allocates an unsigned char vector with range [nl..nh].

unsigned long *lvector(long nl, long nh)
Allocates an unsigned long vector with range [nl..nh].

double *dvector(long nl, long nh)
Allocates a double vector with range [nl..nh].
```

A typical use of the above utilities is the declaration `float *b`; followed by `b=vector(1,7)`; which makes the range `b[1..7]` come into existence and allows `b` to be passed to any function calling for a unit-offset vector.

The file `nrutil.c` also contains the corresponding deallocation routines,

```
void free_vector(float *v, long nl, long nh)

void free_ivector(int *v, long nl, long nh)

void free_cvector(unsigned char *v, long nl, long nh)

void free_lvector(unsigned long *v, long nl, long nh)

void free_dvector(double *v, long nl, long nh)
```

with the typical use being `free_vector(b,1,7)`;

Our recipes use the above utilities extensively for the allocation and deallocation of vector workspace. We also commend them to you for use in your main programs or other procedures. Note that if you want to allocate vectors of length longer than 64k on an IBM PC-compatible computer, you should replace all occurrences of `malloc` in `nrutil.c` by your compiler's special-purpose memory allocation function. This applies also to matrix allocation, to be discussed next.

## Matrices and Two-Dimensional Arrays

The zero- versus unit-offset issue arises here, too. Let us, however, defer it for a moment in favor of an even more fundamental matter, that of *variable dimension arrays* (FORTRAN terminology) or *conformant arrays* (Pascal terminology). These are arrays that need to be passed to a function along with real-time information about their two-dimensional size. The systems programmer rarely deals with two-dimensional arrays, and almost never deals with two-dimensional arrays whose size is variable and known only at run time. Such arrays are, however, the bread and butter of scientific computing. Imagine trying to live with a matrix inversion routine that could work with only one size of matrix!

There is no technical reason that a C compiler could not allow a syntax like

```
void someroutine(a,m,n)
float a[m][n];          /* ILLEGAL DECLARATION */
```

and emit code to evaluate the variable dimensions *m* and *n* (or any variable-dimension expression) each time `someroutine()` is entered. Alas! the above fragment is forbidden by the C language definition. The implementation of variable dimensions in C instead requires some additional finesse; however, we will see that one is rewarded for the effort.

There is a subtle near-ambiguity in the C syntax for two-dimensional array references. Let us elucidate it, and then turn it to our advantage. Consider the array reference to a (say) `float` value `a[i][j]`, where *i* and *j* are expressions that evaluate to type `int`. A C compiler will emit quite different machine code for this reference, depending on how the identifier *a* has been declared. If *a* has been declared as a fixed-size array, e.g., `float a[5][9]`; then the machine code is: “to the address *a* add 9 times *i*, then add *j*, return the value thus addressed.” Notice that the constant 9 needs to be known in order to effect the calculation, and an integer multiplication is required (see Figure 1.2.1).

Suppose, on the other hand, that *a* has been declared by `float **a`; Then the machine code for `a[i][j]` is: “to the address of *a* add *i*, take the value thus addressed as a new address, add *j* to it, return the value addressed by this new address.” Notice that the underlying size of `a[][]` does not enter this calculation at all, and that there is no multiplication; an additional indirection replaces it. We thus have, in general, a faster and more versatile scheme than the previous one. The price that we pay is the storage requirement for one array of pointers (to the rows of `a[][]`), and the slight inconvenience of remembering to initialize those pointers when we declare an array.

Here is our bottom line: We avoid the fixed-size two-dimensional arrays of C as being unsuitable data structures for representing matrices in scientific computing. We adopt instead the convention “pointer to array of pointers,” with the array elements pointing to the first element in the rows of each matrix. Figure 1.2.1 contrasts the rejected and adopted schemes.

The following fragment shows how a fixed-size array *a* of size 13 by 9 is converted to a “pointer to array of pointers” reference *aa*:

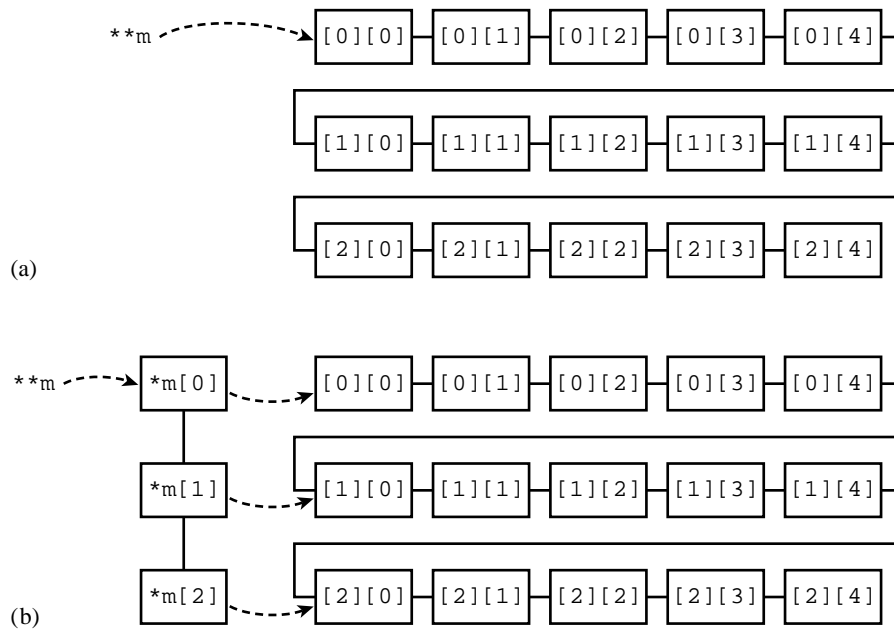


Figure 1.2.1. Two storage schemes for a matrix `m`. Dotted lines denote address reference, while solid lines connect sequential memory locations. (a) Pointer to a fixed size two-dimensional array. (b) Pointer to an array of pointers to rows; this is the scheme adopted in this book.

```
float a[13][9]**aa;
int i;
aa=(float **) malloc((unsigned) 13*sizeof(float*));
for(i=0;i<=12;i++) aa[i]=a[i];      a[i] is a pointer to a[i][0]
```

The identifier `aa` is now a matrix with index range `aa[0..12][0..8]`. You can use or modify its elements *ad lib*, and more importantly you can pass it as an argument to any function by its name `aa`. That function, which declares the corresponding dummy argument as `float **aa;`, can address its elements as `aa[i][j]` *without knowing its physical size*.

You may rightly not wish to clutter your programs with code like the above fragment. Also, there is still the outstanding problem of how to treat unit-offset indices, so that (for example) the above matrix `aa` could be addressed with the range `a[1..13][1..9]`. Both of these problems are solved by additional utility routines in `nrutil.c` (Appendix B) which allocate and deallocate matrices of arbitrary range. The synopses are

```
float **matrix(long nrl, long nrh, long ncl, long nch)
Allocates a float matrix with range [nrl..nrh][ncl..nch].

double **dmatrix(long nrl, long nrh, long ncl, long nch)
Allocates a double matrix with range [nrl..nrh][ncl..nch].

int **imatrix(long nrl, long nrh, long ncl, long nch)
Allocates an int matrix with range [nrl..nrh][ncl..nch].

void free_matrix(float **m, long nrl, long nrh, long ncl, long nch)
Frees a matrix allocated with matrix.
```

```
void free_dmatrix(double **m, long nrl, long nrh, long ncl, long nch)
Frees a matrix allocated with dmatrix.
```

```
void free_imatrix(int **m, long nrl, long nrh, long ncl, long nch)
Frees a matrix allocated with imatrix.
```

A typical use is

```
float **a;
a=matrix(1,13,1,9);
...
a[3][5]=...
...+a[2][9]/3.0...
someroutine(a,...);
...
free_matrix(a,1,13,1,9);
```

All matrices in *Numerical Recipes* are handled with the above paradigm, and we commend it to you.

Some further utilities for handling matrices are also included in `nrutil.c`. The first is a function `submatrix()` that sets up a new pointer reference to an already-existing matrix (or sub-block thereof), along with new offsets if desired. Its synopsis is

```
float **submatrix(float **a, long oldrl, long oldrh, long oldcl,
long oldch, long newrl, long newcl)
Point a submatrix [newrl..newrl+(oldrh-oldrl)][newcl..newcl+(oldch-oldcl)] to
the existing matrix range a[oldrl..oldrh][oldcl..oldch].
```

Here `oldrl` and `oldrh` are respectively the lower and upper row indices of the original matrix that are to be represented by the new matrix, `oldcl` and `oldch` are the corresponding column indices, and `newrl` and `newcl` are the lower row and column indices for the new matrix. (We don't need upper row and column indices, since they are implied by the quantities already given.)

Two sample uses might be, first, to select as a  $2 \times 2$  submatrix `b[1..2][1..2]` some interior range of an existing matrix, say `a[4..5][2..3]`,

```
float **a,**b;
a=matrix(1,13,1,9);
...
b=submatrix(a,4,5,2,3,1,1);
```

and second, to map an existing matrix `a[1..13][1..9]` into a new matrix `b[0..12][0..8]`,

```
float **a,**b;
a=matrix(1,13,1,9);
...
b=submatrix(a,1,13,1,9,0,0);
```



Incidentally, you can use `submatrix()` for matrices of any type whose `sizeof()` is the same as `sizeof(float)` (often true for `int`, e.g.); just cast the first argument to type `float **` and cast the result to the desired type, e.g., `int **`.

The function

```
void free_submatrix(float **b, long nrl, long nrh, long ncl, long nch)
```

frees the array of row-pointers allocated by `submatrix()`. Note that it does *not* free the memory allocated to the *data* in the submatrix, since that space still lies within the memory allocation of some original matrix.

Finally, if you have a standard C matrix declared as a `a[nrow][ncol]`, and you want to convert it into a matrix declared in our pointer-to-row-of-pointers manner, the following function does the trick:

```
float **convert_matrix(float *a, long nrl, long nrh, long ncl, long nch)
Allocate a float matrix m[nrl..nrh][ncl..nch] that points to the matrix declared in the
standard C manner as a[nrow][ncol], where nrow=nrh-nrl+1 and ncol=nch-ncl+1. The
routine should be called with the address &a[0][0] as the first argument.
```

(You can use this function when you want to make use of C's initializer syntax to set values for a matrix, but then be able to pass the matrix to programs in this book.) The function

```
void free_convert_matrix(float **b, long nrl, long nrh, long ncl, long nch)
Free a matrix allocated by convert_matrix().
```

frees the allocation, without affecting the original matrix `a`.

The only examples of allocating a *three*-dimensional array as a pointer-to-pointer-to-pointer structure in this book are found in the routines `r1ft3` in §12.5 and `sfroid` in §17.4. The necessary allocation and deallocation functions are

```
float ***f3tensor(long nrl, long nrh, long ncl, long nch, long ndl, long ndh)
Allocate a float 3-dimensional array with subscript range [nrl..nrh][ncl..nch][ndl..ndh].
```

```
void free_f3tensor(float ***t, long nrl, long nrh, long ncl, long nch,
long ndl, long ndh)
Free a float 3-dimensional array allocated by f3tensor().
```

## Complex Arithmetic

C does not have complex data types, or predefined arithmetic operations on complex numbers. That omission is easily remedied with the set of functions in the file `complex.c` which is printed in full in Appendix C at the back of the book. A synopsis is as follows:

```
typedef struct FCOMPLEX {float r,i;} fcomplex;

fcomplex Cadd(fcomplex a, fcomplex b)
Returns the complex sum of two complex numbers.

fcomplex Csub(fcomplex a, fcomplex b)
Returns the complex difference of two complex numbers.

fcomplex Cmul(fcomplex a, fcomplex b)
Returns the complex product of two complex numbers.

fcomplex Cdiv(fcomplex a, fcomplex b)
Returns the complex quotient of two complex numbers.

fcomplex Csqrt(fcomplex z)
Returns the complex square root of a complex number.

fcomplex Conjg(fcomplex z)
Returns the complex conjugate of a complex number.

float Cabs(fcomplex z)
Returns the absolute value (modulus) of a complex number.

fcomplex Complex(float re, float im)
Returns a complex number with specified real and imaginary parts.

fcomplex RCmul(float x, fcomplex a)
Returns the complex product of a real number and a complex number.
```

The implementation of several of these complex operations in floating-point arithmetic is not entirely trivial; see §5.4.

Only about half a dozen routines in this book make explicit use of these complex arithmetic functions. The resulting code is not as readable as one would like, because the familiar operations `+*/` are replaced by function calls. The C++ extension to the C language allows operators to be redefined. That would allow more readable code. However, in this book we are committed to standard C.

We should mention that the above functions assume the ability to pass, return, and assign structures like `FCOMPLEX` (or types such as `fcomplex` that are defined to be structures) *by value*. All recent C compilers have this ability, but it is not in the original K&R C definition. If you are missing it, you will have to rewrite the functions in `complex.c`, making them pass and return *pointers* to variables of type `fcomplex` instead of the variables themselves. Likewise, you will need to modify the recipes that use the functions.

Several other routines (e.g., the Fourier transforms `four1` and `fourn`) do complex arithmetic “by hand,” that is, they carry around real and imaginary parts as `float` variables. This results in more efficient code than would be obtained by using the functions in `complex.c`. But the code is *even less* readable. There is simply no ideal solution to the complex arithmetic problem in C.

### ***Implicit Conversion of Float to Double***

In traditional (K&R) C, `float` variables are automatically converted to `double` before *any* operation is attempted, including both arithmetic operations and passing as arguments to functions. All arithmetic is then done in double precision. If a `float` variable receives the result of such an arithmetic operation, the high precision

is immediately thrown away. A corollary of these rules is that all the real-number standard C library functions are of type `double` and compute to double precision.

The justification for these conversion rules is, “well, there’s nothing wrong with a little extra precision,” and “this way the libraries need only one version of each function.” One does not need much experience in scientific computing to recognize that the implicit conversion rules are, in fact, sheer madness! In effect, they make it impossible to write efficient numerical programs. One of the cultural barriers that separates computer scientists from “regular” scientists and engineers is a differing point of view on whether a 30% or 50% loss of speed is worth worrying about. In many real-time or state-of-the-art scientific applications, such a loss is catastrophic. The practical scientist is trying to solve tomorrow’s problem with yesterday’s computer; the computer scientist, we think, often has it the other way around.

The ANSI C standard happily does *not* allow implicit conversion for arithmetic operations, but it *does* require it for function arguments, *unless* the function is fully prototyped by an ANSI declaration as described earlier in this section. That is another reason for our being rigorous about using the ANSI prototype mechanism, and a good reason for you to use an ANSI-compatible compiler.

Some older C compilers do provide an optional compilation mode in which the implicit conversion of `float` to `double` is suppressed. Use this if you can. In this book, when we write `float`, we mean `float`; when we write `double`, we mean `double`, i.e., there is a good algorithmic reason for having higher precision. Our routines all can tolerate the traditional implicit conversion rules, but they are more efficient without them. Of course, if your application actually requires double precision, you can change our declarations from `float` to `double` without difficulty. (The brute force approach is to add a preprocessor statement `#define float double` !)

## A Few Wrinkles

We like to keep code compact, avoiding unnecessary spaces unless they add immediate clarity. We usually don’t put space around the assignment operator “`=`”. Through a quirk of history, however, some C compilers recognize the (nonexistent) operator “`=-`” as being equivalent to the subtractive assignment operator “`--`”, and “`=*`” as being the same as the multiplicative assignment operator “`*=`”. That is why you will see us write `y= -10.0`; or `y=(-10.0)`; , and `y= *a`; or `y>(*a)`;

We have the same viewpoint regarding unnecessary parentheses. You can’t write (or read) C effectively unless you memorize its operator precedence and associativity rules. Please study the accompanying table while you brush your teeth every night.

We never use the `register` storage class specifier. Good optimizing compilers are quite sophisticated in making their own decisions about what to keep in registers, and the best choices are sometimes rather counter-intuitive.

Different compilers use different methods of distinguishing between *defining* and *referencing* declarations of the same external name in several files. We follow the most common scheme, which is also the ANSI standard. The storage class `extern` is explicitly included on all referencing top-level declarations. The storage class is omitted from the single defining declaration for each external variable. We have commented these declarations, so that if your compiler uses a different scheme you can change the code. The various schemes are discussed in §4.8 of [1].

Operator Precedence and Associativity Rules in C		
()	function call	left-to-right
[]	array element	
.	structure or union member	
->	pointer reference to structure	
!	logical not	<b>right-to-left</b>
~	bitwise complement	
-	unary minus	
++	increment	
--	decrement	
&	address of	
*	contents of	
(type)	cast to type	
sizeof	size in bytes	
*	multiply	left-to-right
/	divide	
%	remainder	
+	add	left-to-right
-	subtract	
<<	bitwise left shift	left-to-right
>>	bitwise right shift	
<	arithmetic less than	left-to-right
>	arithmetic greater than	
<=	arithmetic less than or equal to	
>=	arithmetic greater than or equal to	
==	arithmetic equal	left-to-right
!=	arithmetic not equal	
&	bitwise and	left-to-right
^	bitwise exclusive or	left-to-right
	bitwise or	left-to-right
&&	logical and	left-to-right
	logical or	left-to-right
? :	conditional expression	<b>right-to-left</b>
=	assignment operator	<b>right-to-left</b>
also += -= *= /= %=		
<<= >>= &= ^=  =		
,	sequential expression	left-to-right

We have already alluded to the problem of computing small integer powers of numbers, most notably the square and cube. The omission of this operation from C is perhaps the language's most galling insult to the scientific programmer. All good FORTRAN compilers recognize expressions like  $(A+B)**4$  and produce in-line code, in this case with only *one* add and *two* multiplies. It is typical for constant integer powers up to 12 to be thus recognized.

In C, the mere problem of squaring is hard enough! Some people “macro-ize” the operation as

```
#define SQR(a) ((a)*(a))
```

However, this is likely to produce code where `SQR(sin(x))` results in *two* calls to the sine routine! You might be tempted to avoid this by storing the argument of the squaring function in a temporary variable:

```
static float sqrarg;
#define SQR(a) (sqrarg=(a),sqrarg*sqrarg)
```

The global variable `sqrarg` now has (and needs to keep) scope over the whole module, which is a little dangerous. Also, one needs a completely different macro to square expressions of type `int`. More seriously, this macro can fail if there are *two* `SQR` operations in a single expression. Since in C the order of evaluation of pieces of the expression is at the compiler’s discretion, the value of `sqrarg` in one evaluation of `SQR` can be that from the other evaluation in the same expression, producing nonsensical results. When we need a guaranteed-correct `SQR` macro, we use the following, which exploits the guaranteed complete evaluation of subexpressions in a conditional expression:

```
static float sqrarg;
#define SQR(a) ((sqrarg=(a)) == 0.0 ? 0.0 : sqrarg*sqrarg)
```

A collection of macros for other simple operations is included in the file `nrutil.h` (see Appendix B) and used by many of our programs. Here are the synopses:

<code>SQR(a)</code>	Square a float value.
<code>DSQR(a)</code>	Square a double value.
<code>FMAX(a,b)</code>	Maximum of two float values.
<code>FMIN(a,b)</code>	Minimum of two float values.
<code>DMAX(a,b)</code>	Maximum of two double values.
<code>DMIN(a,b)</code>	Minimum of two double values.
<code>IMAX(a,b)</code>	Maximum of two int values.
<code>IMIN(a,b)</code>	Minimum of two int values.
<code>LMAX(a,b)</code>	Maximum of two long values.
<code>LMIN(a,b)</code>	Minimum of two long values.
<code>SIGN(a,b)</code>	Magnitude of a times sign of b.

Scientific programming in C may someday become a bed of roses; for now, watch out for the thorns!

#### CITED REFERENCES AND FURTHER READING:

- Harbison, S.P., and Steele, G.L., Jr. 1991, *C: A Reference Manual*, 3rd ed. (Englewood Cliffs, NJ: Prentice-Hall). [1]
- AT&T Bell Laboratories 1985, *The C Programmer’s Handbook* (Englewood Cliffs, NJ: Prentice-Hall).
- Kernighan, B., and Ritchie, D. 1978, *The C Programming Language* (Englewood Cliffs, NJ: Prentice-Hall). [Reference for K&R “traditional” C. Later editions of this book conform to the ANSI C standard.]
- Hogan, T. 1984, *The C Programmer’s Handbook* (Bowie, MD: Brady Communications).

### 1.3 Error, Accuracy, and Stability

Although we assume no prior training of the reader in formal numerical analysis, we will need to presume a common understanding of a few key concepts. We will define these briefly in this section.

Computers store numbers not with infinite precision but rather in some approximation that can be packed into a fixed number of *bits* (binary digits) or *bytes* (groups of 8 bits). Almost all computers allow the programmer a choice among several different such *representations* or *data types*. Data types can differ in the number of bits utilized (the *wordlength*), but also in the more fundamental respect of whether the stored number is represented in *fixed-point* (int or long) or *floating-point* (float or double) format.

A number in integer representation is exact. Arithmetic between numbers in integer representation is also exact, with the provisos that (i) the answer is not outside the range of (usually, signed) integers that can be represented, and (ii) that division is interpreted as producing an integer result, throwing away any integer remainder.

In floating-point representation, a number is represented internally by a sign bit  $s$  (interpreted as plus or minus), an exact integer exponent  $e$ , and an exact positive integer mantissa  $M$ . Taken together these represent the number

$$s \times M \times B^{e-E} \quad (1.3.1)$$

where  $B$  is the base of the representation (usually  $B = 2$ , but sometimes  $B = 16$ ), and  $E$  is the *bias* of the exponent, a fixed integer constant for any given machine and representation. An example is shown in Figure 1.3.1.

Several floating-point bit patterns can represent the same number. If  $B = 2$ , for example, a mantissa with leading (high-order) zero bits can be left-shifted, i.e., multiplied by a power of 2, if the exponent is decreased by a compensating amount. Bit patterns that are “as left-shifted as they can be” are termed *normalized*. Most computers always produce normalized results, since these don’t waste any bits of the mantissa and thus allow a greater accuracy of the representation. Since the high-order bit of a properly normalized mantissa (when  $B = 2$ ) is *always* one, some computers don’t store this bit at all, giving one extra bit of significance.

Arithmetic among numbers in floating-point representation is not exact, even if the operands happen to be exactly represented (i.e., have exact values in the form of equation 1.3.1). For example, two floating numbers are added by first right-shifting (dividing by two) the mantissa of the smaller (in magnitude) one, simultaneously increasing its exponent, until the two operands have the same exponent. Low-order (least significant) bits of the smaller operand are lost by this shifting. If the two operands differ too greatly in magnitude, then the smaller operand is effectively replaced by zero, since it is right-shifted to oblivion.

The smallest (in magnitude) floating-point number which, when added to the floating-point number 1.0, produces a floating-point result different from 1.0 is termed the *machine accuracy*  $\epsilon_m$ . A typical computer with  $B = 2$  and a 32-bit wordlength has  $\epsilon_m$  around  $3 \times 10^{-8}$ . (A more detailed discussion of machine characteristics, and a program to determine them, is given in §20.1.) Roughly

### 1.3 Error, Accuracy, and Stability

Although we assume no prior training of the reader in formal numerical analysis, we will need to presume a common understanding of a few key concepts. We will define these briefly in this section.

Computers store numbers not with infinite precision but rather in some approximation that can be packed into a fixed number of *bits* (binary digits) or *bytes* (groups of 8 bits). Almost all computers allow the programmer a choice among several different such *representations* or *data types*. Data types can differ in the number of bits utilized (the *wordlength*), but also in the more fundamental respect of whether the stored number is represented in *fixed-point* (int or long) or *floating-point* (float or double) format.

A number in integer representation is exact. Arithmetic between numbers in integer representation is also exact, with the provisos that (i) the answer is not outside the range of (usually, signed) integers that can be represented, and (ii) that division is interpreted as producing an integer result, throwing away any integer remainder.

In floating-point representation, a number is represented internally by a sign bit  $s$  (interpreted as plus or minus), an exact integer exponent  $e$ , and an exact positive integer mantissa  $M$ . Taken together these represent the number

$$s \times M \times B^{e-E} \quad (1.3.1)$$

where  $B$  is the base of the representation (usually  $B = 2$ , but sometimes  $B = 16$ ), and  $E$  is the *bias* of the exponent, a fixed integer constant for any given machine and representation. An example is shown in Figure 1.3.1.

Several floating-point bit patterns can represent the same number. If  $B = 2$ , for example, a mantissa with leading (high-order) zero bits can be left-shifted, i.e., multiplied by a power of 2, if the exponent is decreased by a compensating amount. Bit patterns that are “as left-shifted as they can be” are termed *normalized*. Most computers always produce normalized results, since these don’t waste any bits of the mantissa and thus allow a greater accuracy of the representation. Since the high-order bit of a properly normalized mantissa (when  $B = 2$ ) is *always* one, some computers don’t store this bit at all, giving one extra bit of significance.

Arithmetic among numbers in floating-point representation is not exact, even if the operands happen to be exactly represented (i.e., have exact values in the form of equation 1.3.1). For example, two floating numbers are added by first right-shifting (dividing by two) the mantissa of the smaller (in magnitude) one, simultaneously increasing its exponent, until the two operands have the same exponent. Low-order (least significant) bits of the smaller operand are lost by this shifting. If the two operands differ too greatly in magnitude, then the smaller operand is effectively replaced by zero, since it is right-shifted to oblivion.

The smallest (in magnitude) floating-point number which, when added to the floating-point number 1.0, produces a floating-point result different from 1.0 is termed the *machine accuracy*  $\epsilon_m$ . A typical computer with  $B = 2$  and a 32-bit wordlength has  $\epsilon_m$  around  $3 \times 10^{-8}$ . (A more detailed discussion of machine characteristics, and a program to determine them, is given in §20.1.) Roughly





Roundoff error is a characteristic of computer hardware. There is another, different, kind of error that is a characteristic of the program or algorithm used, independent of the hardware on which the program is executed. Many numerical algorithms compute “discrete” approximations to some desired “continuous” quantity. For example, an integral is evaluated numerically by computing a function at a discrete set of points, rather than at “every” point. Or, a function may be evaluated by summing a finite number of leading terms in its infinite series, rather than all infinity terms. In cases like this, there is an adjustable parameter, e.g., the number of points or of terms, such that the “true” answer is obtained only when that parameter goes to infinity. Any practical calculation is done with a finite, but sufficiently large, choice of that parameter.

The discrepancy between the true answer and the answer obtained in a practical calculation is called the *truncation error*. Truncation error would persist even on a hypothetical, “perfect” computer that had an infinitely accurate representation and no roundoff error. As a general rule there is not much that a programmer can do about roundoff error, other than to choose algorithms that do not magnify it unnecessarily (see discussion of “stability” below). Truncation error, on the other hand, is entirely under the programmer’s control. In fact, it is only a slight exaggeration to say that clever minimization of truncation error is practically the entire content of the field of numerical analysis!

Most of the time, truncation error and roundoff error do not strongly interact with one another. A calculation can be imagined as having, first, the truncation error that it would have if run on an infinite-precision computer, “plus” the roundoff error associated with the number of operations performed.

Sometimes, however, an otherwise attractive method can be *unstable*. This means that any roundoff error that becomes “mixed into” the calculation at an early stage is successively magnified until it comes to swamp the true answer. An unstable method would be useful on a hypothetical, perfect computer; but in this imperfect world it is necessary for us to require that algorithms be stable — or if unstable that we use them with great caution.

Here is a simple, if somewhat artificial, example of an unstable algorithm: Suppose that it is desired to calculate all integer powers of the so-called “Golden Mean,” the number given by

$$\phi \equiv \frac{\sqrt{5} - 1}{2} \approx 0.61803398 \quad (1.3.3)$$

It turns out (you can easily verify) that the powers  $\phi^n$  satisfy a simple recursion relation,

$$\phi^{n+1} = \phi^{n-1} - \phi^n \quad (1.3.4)$$

Thus, knowing the first two values  $\phi^0 = 1$  and  $\phi^1 = 0.61803398$ , we can successively apply (1.3.4) performing only a single subtraction, rather than a slower multiplication by  $\phi$ , at each stage.

Unfortunately, the recurrence (1.3.4) also has *another* solution, namely the value  $-\frac{1}{2}(\sqrt{5} + 1)$ . Since the recurrence is linear, and since this undesired solution has magnitude greater than unity, any small admixture of it introduced by roundoff errors will grow exponentially. On a typical machine with 32-bit wordlength, (1.3.4) starts

to give completely wrong answers by about  $n = 16$ , at which point  $\phi^n$  is down to only  $10^{-4}$ . The recurrence (1.3.4) is *unstable*, and cannot be used for the purpose stated.

We will encounter the question of stability in many more sophisticated guises, later in this book.

CITED REFERENCES AND FURTHER READING:

- Stoer, J., and Bulirsch, R. 1980, *Introduction to Numerical Analysis* (New York: Springer-Verlag), Chapter 1.
- Kahaner, D., Moler, C., and Nash, S. 1989, *Numerical Methods and Software* (Englewood Cliffs, NJ: Prentice Hall), Chapter 2.
- Johnson, L.W., and Riess, R.D. 1982, *Numerical Analysis*, 2nd ed. (Reading, MA: Addison-Wesley), §1.3.
- Wilkinson, J.H. 1964, *Rounding Errors in Algebraic Processes* (Englewood Cliffs, NJ: Prentice-Hall).

# Chapter 2. Solution of Linear Algebraic Equations

## 2.0 Introduction

A set of linear algebraic equations looks like this:

$$\begin{aligned} a_{11}x_1 + a_{12}x_2 + a_{13}x_3 + \cdots + a_{1N}x_N &= b_1 \\ a_{21}x_1 + a_{22}x_2 + a_{23}x_3 + \cdots + a_{2N}x_N &= b_2 \\ a_{31}x_1 + a_{32}x_2 + a_{33}x_3 + \cdots + a_{3N}x_N &= b_3 \\ &\dots \quad \dots \\ a_{M1}x_1 + a_{M2}x_2 + a_{M3}x_3 + \cdots + a_{MN}x_N &= b_M \end{aligned} \tag{2.0.1}$$

Here the  $N$  unknowns  $x_j$ ,  $j = 1, 2, \dots, N$  are related by  $M$  equations. The coefficients  $a_{ij}$  with  $i = 1, 2, \dots, M$  and  $j = 1, 2, \dots, N$  are known numbers, as are the *right-hand side* quantities  $b_i$ ,  $i = 1, 2, \dots, M$ .

### ***Nonsingular versus Singular Sets of Equations***

If  $N = M$  then there are as many equations as unknowns, and there is a good chance of solving for a unique solution set of  $x_j$ 's. Analytically, there can fail to be a unique solution if one or more of the  $M$  equations is a linear combination of the others, a condition called *row degeneracy*, or if all equations contain certain variables only in exactly the same linear combination, called *column degeneracy*. (For square matrices, a row degeneracy implies a column degeneracy, and vice versa.) A set of equations that is degenerate is called *singular*. We will consider singular matrices in some detail in §2.6.

Numerically, at least two additional things can go wrong:

- While not exact linear combinations of each other, some of the equations may be so close to linearly dependent that roundoff errors in the machine render them linearly dependent at some stage in the solution process. In this case your numerical procedure will fail, and it can tell you that it has failed.

- Accumulated roundoff errors in the solution process can swamp the true solution. This problem particularly emerges if  $N$  is too large. The numerical procedure does not fail algorithmically. However, it returns a set of  $x$ 's that are wrong, as can be discovered by direct substitution back into the original equations. The closer a set of equations is to being singular, the more likely this is to happen, since increasingly close cancellations will occur during the solution. In fact, the preceding item can be viewed as the special case where the loss of significance is unfortunately total.

Much of the sophistication of complicated “linear equation-solving packages” is devoted to the detection and/or correction of these two pathologies. As you work with large linear sets of equations, you will develop a feeling for when such sophistication is needed. It is difficult to give any firm guidelines, since there is no such thing as a “typical” linear problem. But here is a rough idea: Linear sets with  $N$  as large as 20 or 50 can be routinely solved in single precision (32 bit floating representations) without resorting to sophisticated methods, *if* the equations are not close to singular. With double precision (60 or 64 bits), this number can readily be extended to  $N$  as large as several hundred, after which point the limiting factor is generally machine time, not accuracy.

Even larger linear sets,  $N$  in the thousands or greater, can be solved when the coefficients are sparse (that is, mostly zero), by methods that take advantage of the sparseness. We discuss this further in §2.7.

At the other end of the spectrum, one seems just as often to encounter linear problems which, by their underlying nature, are close to singular. In this case, you *might* need to resort to sophisticated methods even for the case of  $N = 10$  (though rarely for  $N = 5$ ). Singular value decomposition (§2.6) is a technique that can sometimes turn singular problems into nonsingular ones, in which case additional sophistication becomes unnecessary.

## Matrices

Equation (2.0.1) can be written in matrix form as

$$\mathbf{A} \cdot \mathbf{x} = \mathbf{b} \quad (2.0.2)$$

Here the raised dot denotes matrix multiplication,  $\mathbf{A}$  is the matrix of coefficients, and  $\mathbf{b}$  is the right-hand side written as a column vector,

$$\mathbf{A} = \begin{bmatrix} a_{11} & a_{12} & \cdots & a_{1N} \\ a_{21} & a_{22} & \cdots & a_{2N} \\ \cdots & \cdots & \cdots & \cdots \\ a_{M1} & a_{M2} & \cdots & a_{MN} \end{bmatrix} \quad \mathbf{b} = \begin{bmatrix} b_1 \\ b_2 \\ \cdots \\ b_M \end{bmatrix} \quad (2.0.3)$$

By convention, the first index on an element  $a_{ij}$  denotes its row, the second index its column. For most purposes you don't need to know how a matrix is stored in a computer's physical memory; you simply reference matrix elements by their two-dimensional addresses, e.g.,  $a_{34} = a[3][4]$ . We have already seen, in §1.2, that this C notation can in fact hide a rather subtle and versatile physical storage scheme, “pointer to array of pointers to rows.” You might wish to review that section

at this point. Occasionally it is useful to be able to peer through the veil, for example to pass a whole row  $a[i][j]$ ,  $j=1, \dots, N$  by the reference  $a[i]$ .

### Tasks of Computational Linear Algebra

We will consider the following tasks as falling in the general purview of this chapter:

- Solution of the matrix equation  $\mathbf{A} \cdot \mathbf{x} = \mathbf{b}$  for an unknown vector  $\mathbf{x}$ , where  $\mathbf{A}$  is a square matrix of coefficients, raised dot denotes matrix multiplication, and  $\mathbf{b}$  is a known right-hand side vector (§2.1–§2.10).
- Solution of more than one matrix equation  $\mathbf{A} \cdot \mathbf{x}_j = \mathbf{b}_j$ , for a set of vectors  $\mathbf{x}_j$ ,  $j = 1, 2, \dots$ , each corresponding to a different, known right-hand side vector  $\mathbf{b}_j$ . In this task the key simplification is that the matrix  $\mathbf{A}$  is held constant, while the right-hand sides, the  $\mathbf{b}$ 's, are changed (§2.1–§2.10).
- Calculation of the matrix  $\mathbf{A}^{-1}$  which is the matrix inverse of a square matrix  $\mathbf{A}$ , i.e.,  $\mathbf{A} \cdot \mathbf{A}^{-1} = \mathbf{A}^{-1} \cdot \mathbf{A} = \mathbf{1}$ , where  $\mathbf{1}$  is the identity matrix (all zeros except for ones on the diagonal). This task is equivalent, for an  $N \times N$  matrix  $\mathbf{A}$ , to the previous task with  $N$  different  $\mathbf{b}_j$ 's ( $j = 1, 2, \dots, N$ ), namely the unit vectors ( $\mathbf{b}_j =$  all zero elements except for 1 in the  $j$ th component). The corresponding  $\mathbf{x}$ 's are then the columns of the matrix inverse of  $\mathbf{A}$  (§2.1 and §2.3).
- Calculation of the determinant of a square matrix  $\mathbf{A}$  (§2.3).

If  $M < N$ , or if  $M = N$  but the equations are degenerate, then there are effectively fewer equations than unknowns. In this case there can be either no solution, or else more than one solution vector  $\mathbf{x}$ . In the latter event, the solution space consists of a particular solution  $\mathbf{x}_p$  added to any linear combination of (typically)  $N - M$  vectors (which are said to be in the nullspace of the matrix  $\mathbf{A}$ ). The task of finding the solution space of  $\mathbf{A}$  involves

- Singular value decomposition of a matrix  $\mathbf{A}$ .

This subject is treated in §2.6.

In the opposite case there are more equations than unknowns,  $M > N$ . When this occurs there is, in general, no solution vector  $\mathbf{x}$  to equation (2.0.1), and the set of equations is said to be *overdetermined*. It happens frequently, however, that the best “compromise” solution is sought, the one that comes closest to satisfying all equations simultaneously. If closeness is defined in the least-squares sense, i.e., that the sum of the squares of the differences between the left- and right-hand sides of equation (2.0.1) be minimized, then the overdetermined linear problem reduces to a (usually) solvable linear problem, called the

- Linear least-squares problem.

The reduced set of equations to be solved can be written as the  $N \times N$  set of equations

$$(\mathbf{A}^T \cdot \mathbf{A}) \cdot \mathbf{x} = (\mathbf{A}^T \cdot \mathbf{b}) \quad (2.0.4)$$

where  $\mathbf{A}^T$  denotes the transpose of the matrix  $\mathbf{A}$ . Equations (2.0.4) are called the *normal equations* of the linear least-squares problem. There is a close connection

between singular value decomposition and the linear least-squares problem, and the latter is also discussed in §2.6. You should be warned that direct solution of the normal equations (2.0.4) is not generally the best way to find least-squares solutions.

Some other topics in this chapter include

- Iterative improvement of a solution (§2.5)
- Various special forms: symmetric positive-definite (§2.9), tridiagonal (§2.4), band diagonal (§2.4), Toeplitz (§2.8), Vandermonde (§2.8), sparse (§2.7)
- Strassen's "fast matrix inversion" (§2.11).

## Standard Subroutine Packages

We cannot hope, in this chapter or in this book, to tell you everything there is to know about the tasks that have been defined above. In many cases you will have no alternative but to use sophisticated black-box program packages. Several good ones are available, though not always in C. LINPACK was developed at Argonne National Laboratories and deserves particular mention because it is published, documented, and available for free use. A successor to LINPACK, LAPACK, is now becoming available. Packages available commercially (though not necessarily in C) include those in the IMSL and NAG libraries.

You should keep in mind that the sophisticated packages are designed with very large linear systems in mind. They therefore go to great effort to minimize not only the number of operations, but also the required storage. Routines for the various tasks are usually provided in several versions, corresponding to several possible simplifications in the form of the input coefficient matrix: symmetric, triangular, banded, positive definite, etc. If you have a large matrix in one of these forms, you should certainly take advantage of the increased efficiency provided by these different routines, and not just use the form provided for general matrices.

There is also a great watershed dividing routines that are *direct* (i.e., execute in a predictable number of operations) from routines that are *iterative* (i.e., attempt to converge to the desired answer in however many steps are necessary). Iterative methods become preferable when the battle against loss of significance is in danger of being lost, either due to large  $N$  or because the problem is close to singular. We will treat iterative methods only incompletely in this book, in §2.7 and in Chapters 18 and 19. These methods are important, but mostly beyond our scope. We will, however, discuss in detail a technique which is on the borderline between direct and iterative methods, namely the iterative improvement of a solution that has been obtained by direct methods (§2.5).

### CITED REFERENCES AND FURTHER READING:

- Golub, G.H., and Van Loan, C.F. 1989, *Matrix Computations*, 2nd ed. (Baltimore: Johns Hopkins University Press).
- Gill, P.E., Murray, W., and Wright, M.H. 1991, *Numerical Linear Algebra and Optimization*, vol. 1 (Redwood City, CA: Addison-Wesley).
- Stoer, J., and Bulirsch, R. 1980, *Introduction to Numerical Analysis* (New York: Springer-Verlag), Chapter 4.
- Dongarra, J.J., et al. 1979, *LINPACK User's Guide* (Philadelphia: S.I.A.M.).

- Coleman, T.F., and Van Loan, C. 1988, *Handbook for Matrix Computations* (Philadelphia: S.I.A.M.).
- Forsythe, G.E., and Moler, C.B. 1967, *Computer Solution of Linear Algebraic Systems* (Englewood Cliffs, NJ: Prentice-Hall).
- Wilkinson, J.H., and Reinsch, C. 1971, *Linear Algebra*, vol. II of *Handbook for Automatic Computation* (New York: Springer-Verlag).
- Westlake, J.R. 1968, *A Handbook of Numerical Matrix Inversion and Solution of Linear Equations* (New York: Wiley).
- Johnson, L.W., and Riess, R.D. 1982, *Numerical Analysis*, 2nd ed. (Reading, MA: Addison-Wesley), Chapter 2.
- Ralston, A., and Rabinowitz, P. 1978, *A First Course in Numerical Analysis*, 2nd ed. (New York: McGraw-Hill), Chapter 9.

## 2.1 Gauss-Jordan Elimination

For inverting a matrix, *Gauss-Jordan elimination* is about as efficient as any other method. For solving sets of linear equations, Gauss-Jordan elimination produces *both* the solution of the equations for one or more right-hand side vectors  $\mathbf{b}$ , and also the matrix inverse  $\mathbf{A}^{-1}$ . However, its principal weaknesses are (i) that it requires all the right-hand sides to be stored and manipulated at the same time, and (ii) that when the inverse matrix is *not* desired, Gauss-Jordan is three times slower than the best alternative technique for solving a single linear set (§2.3). The method's principal strength is that it is as stable as any other direct method, perhaps even a bit more stable when full pivoting is used (see below).

If you come along later with an additional right-hand side vector, you can multiply it by the inverse matrix, of course. This does give an answer, but one that is quite susceptible to roundoff error, not nearly as good as if the new vector had been included with the set of right-hand side vectors in the first instance.

For these reasons, Gauss-Jordan elimination should usually not be your method of first choice, either for solving linear equations or for matrix inversion. The decomposition methods in §2.3 are better. Why do we give you Gauss-Jordan at all? Because it is straightforward, understandable, solid as a rock, and an exceptionally good “psychological” backup for those times that something is going wrong and you think it *might* be your linear-equation solver.

Some people believe that the backup is more than psychological, that Gauss-Jordan elimination is an “independent” numerical method. This turns out to be mostly myth. Except for the relatively minor differences in pivoting, described below, the actual sequence of operations performed in Gauss-Jordan elimination is very closely related to that performed by the routines in the next two sections.

For clarity, and to avoid writing endless ellipses ( $\dots$ ) we will write out equations only for the case of four equations and four unknowns, and with three different right-hand side vectors that are known in advance. You can write bigger matrices and extend the equations to the case of  $N \times N$  matrices, with  $M$  sets of right-hand side vectors, in completely analogous fashion. The routine implemented below is, of course, general.

- Coleman, T.F., and Van Loan, C. 1988, *Handbook for Matrix Computations* (Philadelphia: S.I.A.M.).
- Forsythe, G.E., and Moler, C.B. 1967, *Computer Solution of Linear Algebraic Systems* (Englewood Cliffs, NJ: Prentice-Hall).
- Wilkinson, J.H., and Reinsch, C. 1971, *Linear Algebra*, vol. II of *Handbook for Automatic Computation* (New York: Springer-Verlag).
- Westlake, J.R. 1968, *A Handbook of Numerical Matrix Inversion and Solution of Linear Equations* (New York: Wiley).
- Johnson, L.W., and Riess, R.D. 1982, *Numerical Analysis*, 2nd ed. (Reading, MA: Addison-Wesley), Chapter 2.
- Ralston, A., and Rabinowitz, P. 1978, *A First Course in Numerical Analysis*, 2nd ed. (New York: McGraw-Hill), Chapter 9.

## 2.1 Gauss-Jordan Elimination

For inverting a matrix, *Gauss-Jordan elimination* is about as efficient as any other method. For solving sets of linear equations, Gauss-Jordan elimination produces *both* the solution of the equations for one or more right-hand side vectors  $\mathbf{b}$ , and also the matrix inverse  $\mathbf{A}^{-1}$ . However, its principal weaknesses are (i) that it requires all the right-hand sides to be stored and manipulated at the same time, and (ii) that when the inverse matrix is *not* desired, Gauss-Jordan is three times slower than the best alternative technique for solving a single linear set (§2.3). The method's principal strength is that it is as stable as any other direct method, perhaps even a bit more stable when full pivoting is used (see below).

If you come along later with an additional right-hand side vector, you can multiply it by the inverse matrix, of course. This does give an answer, but one that is quite susceptible to roundoff error, not nearly as good as if the new vector had been included with the set of right-hand side vectors in the first instance.

For these reasons, Gauss-Jordan elimination should usually not be your method of first choice, either for solving linear equations or for matrix inversion. The decomposition methods in §2.3 are better. Why do we give you Gauss-Jordan at all? Because it is straightforward, understandable, solid as a rock, and an exceptionally good “psychological” backup for those times that something is going wrong and you think it *might* be your linear-equation solver.

Some people believe that the backup is more than psychological, that Gauss-Jordan elimination is an “independent” numerical method. This turns out to be mostly myth. Except for the relatively minor differences in pivoting, described below, the actual sequence of operations performed in Gauss-Jordan elimination is very closely related to that performed by the routines in the next two sections.

For clarity, and to avoid writing endless ellipses ( $\dots$ ) we will write out equations only for the case of four equations and four unknowns, and with three different right-hand side vectors that are known in advance. You can write bigger matrices and extend the equations to the case of  $N \times N$  matrices, with  $M$  sets of right-hand side vectors, in completely analogous fashion. The routine implemented below is, of course, general.



## Elimination on Column-Augmented Matrices

Consider the linear matrix equation

$$\begin{bmatrix} a_{11} & a_{12} & a_{13} & a_{14} \\ a_{21} & a_{22} & a_{23} & a_{24} \\ a_{31} & a_{32} & a_{33} & a_{34} \\ a_{41} & a_{42} & a_{43} & a_{44} \end{bmatrix} \cdot \left[ \left( \begin{matrix} x_{11} \\ x_{21} \\ x_{31} \\ x_{41} \end{matrix} \right) \sqcup \left( \begin{matrix} x_{12} \\ x_{22} \\ x_{32} \\ x_{42} \end{matrix} \right) \sqcup \left( \begin{matrix} x_{13} \\ x_{23} \\ x_{33} \\ x_{43} \end{matrix} \right) \sqcup \left( \begin{matrix} y_{11} & y_{12} & y_{13} & y_{14} \\ y_{21} & y_{22} & y_{23} & y_{24} \\ y_{31} & y_{32} & y_{33} & y_{34} \\ y_{41} & y_{42} & y_{43} & y_{44} \end{matrix} \right) \right] \\ = \left[ \left( \begin{matrix} b_{11} \\ b_{21} \\ b_{31} \\ b_{41} \end{matrix} \right) \sqcup \left( \begin{matrix} b_{12} \\ b_{22} \\ b_{32} \\ b_{42} \end{matrix} \right) \sqcup \left( \begin{matrix} b_{13} \\ b_{23} \\ b_{33} \\ b_{43} \end{matrix} \right) \sqcup \left( \begin{matrix} 1 & 0 & 0 & 0 \\ 0 & 1 & 0 & 0 \\ 0 & 0 & 1 & 0 \\ 0 & 0 & 0 & 1 \end{matrix} \right) \right] \quad (2.1.1)$$

Here the raised dot ( $\cdot$ ) signifies matrix multiplication, while the operator  $\sqcup$  just signifies column augmentation, that is, removing the abutting parentheses and making a wider matrix out of the operands of the  $\sqcup$  operator.

It should not take you long to write out equation (2.1.1) and to see that it simply states that  $x_{ij}$  is the  $i$ th component ( $i = 1, 2, 3, 4$ ) of the vector solution of the  $j$ th right-hand side ( $j = 1, 2, 3$ ), the one whose coefficients are  $b_{ij}$ ,  $i = 1, 2, 3, 4$ ; and that the matrix of unknown coefficients  $y_{ij}$  is the inverse matrix of  $a_{ij}$ . In other words, the matrix solution of

$$[\mathbf{A}] \cdot [\mathbf{x}_1 \sqcup \mathbf{x}_2 \sqcup \mathbf{x}_3 \sqcup \mathbf{Y}] = [\mathbf{b}_1 \sqcup \mathbf{b}_2 \sqcup \mathbf{b}_3 \sqcup \mathbf{1}] \quad (2.1.2)$$

where  $\mathbf{A}$  and  $\mathbf{Y}$  are square matrices, the  $\mathbf{b}_i$ 's and  $\mathbf{x}_i$ 's are column vectors, and  $\mathbf{1}$  is the identity matrix, simultaneously solves the linear sets

$$\mathbf{A} \cdot \mathbf{x}_1 = \mathbf{b}_1 \quad \mathbf{A} \cdot \mathbf{x}_2 = \mathbf{b}_2 \quad \mathbf{A} \cdot \mathbf{x}_3 = \mathbf{b}_3 \quad (2.1.3)$$

and

$$\mathbf{A} \cdot \mathbf{Y} = \mathbf{1} \quad (2.1.4)$$

Now it is also elementary to verify the following facts about (2.1.1):

- Interchanging any two *rows* of  $\mathbf{A}$  and the corresponding *rows* of the  $\mathbf{b}$ 's and of  $\mathbf{1}$ , does not change (or scramble in any way) the solution  $\mathbf{x}$ 's and  $\mathbf{Y}$ . Rather, it just corresponds to writing the same set of linear equations in a different order.
- Likewise, the solution set is unchanged and in no way scrambled if we replace any row in  $\mathbf{A}$  by a linear combination of itself and any other row, as long as we do the same linear combination of the rows of the  $\mathbf{b}$ 's and  $\mathbf{1}$  (which then is no longer the identity matrix, of course).
- Interchanging any two *columns* of  $\mathbf{A}$  gives the same solution set only if we simultaneously interchange corresponding *rows* of the  $\mathbf{x}$ 's and of  $\mathbf{Y}$ . In other words, this interchange scrambles the order of the rows in the solution. If we do this, we will need to unscramble the solution by restoring the rows to their original order.

Gauss-Jordan elimination uses one or more of the above operations to reduce the matrix  $\mathbf{A}$  to the identity matrix. When this is accomplished, the right-hand side becomes the solution set, as one sees instantly from (2.1.2).

## Pivoting

In “Gauss-Jordan elimination with no pivoting,” only the second operation in the above list is used. The first row is divided by the element  $a_{11}$  (this being a trivial linear combination of the first row with any other row — zero coefficient for the other row). Then the right amount of the first row is subtracted from each other row to make all the remaining  $a_{i1}$ ’s zero. The first column of  $\mathbf{A}$  now agrees with the identity matrix. We move to the second column and divide the second row by  $a_{22}$ , then subtract the right amount of the second row from rows 1, 3, and 4, so as to make their entries in the second column zero. The second column is now reduced to the identity form. And so on for the third and fourth columns. As we do these operations to  $\mathbf{A}$ , we of course also do the corresponding operations to the  $\mathbf{b}$ ’s and to  $\mathbf{1}$  (which by now no longer resembles the identity matrix in any way!).

Obviously we will run into trouble if we ever encounter a zero element on the (then current) diagonal when we are going to divide by the diagonal element. (The element that we divide by, incidentally, is called the *pivot element* or *pivot*.) Not so obvious, but true, is the fact that Gauss-Jordan elimination with no pivoting (no use of the first or third procedures in the above list) is numerically unstable in the presence of any roundoff error, even when a zero pivot is not encountered. You must *never* do Gauss-Jordan elimination (or Gaussian elimination, see below) without pivoting!

So what *is* this magic pivoting? Nothing more than interchanging rows (*partial pivoting*) or rows and columns (*full pivoting*), so as to put a particularly desirable element in the diagonal position from which the pivot is about to be selected. Since we don’t want to mess up the part of the identity matrix that we have already built up, we can choose among elements that are both (i) on rows below (or on) the one that is about to be normalized, and also (ii) on columns to the right (or on) the column we are about to eliminate. Partial pivoting is easier than full pivoting, because we don’t have to keep track of the permutation of the solution vector. Partial pivoting makes available as pivots only the elements already in the correct column. It turns out that partial pivoting is “almost” as good as full pivoting, in a sense that can be made mathematically precise, but which need not concern us here (for discussion and references, see [1]). To show you both variants, we do full pivoting in the routine in this section, partial pivoting in §2.3.

We have to state how to recognize a particularly desirable pivot when we see one. The answer to this is not completely known theoretically. It is known, both theoretically and in practice, that simply picking the largest (in magnitude) available element as the pivot is a very good choice. A curiosity of this procedure, however, is that the choice of pivot will depend on the original scaling of the equations. If we take the third linear equation in our original set and multiply it by a factor of a million, it is almost guaranteed that it will contribute the first pivot; yet the underlying solution of the equations is not changed by this multiplication! One therefore sometimes sees routines which choose as pivot that element which *would* have been largest if the original equations had all been scaled to have their largest coefficient normalized to unity. This is called *implicit pivoting*. There is some extra bookkeeping to keep track of the scale factors by which the rows would have been multiplied. (The routines in §2.3 include implicit pivoting, but the routine in this section does not.)

Finally, let us consider the storage requirements of the method. With a little reflection you will see that at every stage of the algorithm, *either* an element of  $\mathbf{A}$  is

predictably a one or zero (if it is already in a part of the matrix that has been reduced to identity form) *or else* the exactly corresponding element of the matrix that started as **1** is predictably a one or zero (if its mate in **A** has not been reduced to the identity form). Therefore the matrix **1** does not have to exist as separate storage: The matrix inverse of **A** is gradually built up in **A** as the original **A** is destroyed. Likewise, the solution vectors **x** can gradually replace the right-hand side vectors **b** and share the same storage, since after each column in **A** is reduced, the corresponding row entry in the **b**'s is never again used.

Here is the routine for Gauss-Jordan elimination with full pivoting:

```
#include <math.h>
#include "nrutil.h"
#define SWAP(a,b) {temp=(a);(a)=(b);(b)=temp;}

void gaussj(float **a, int n, float **b, int m)
Linear equation solution by Gauss-Jordan elimination, equation (2.1.1) above. a[1..n][1..n]
is the input matrix. b[1..n][1..m] is input containing the m right-hand side vectors. On
output, a is replaced by its matrix inverse, and b is replaced by the corresponding set of solution
vectors.
{
    int *indxc,*indxr,*ipiv;
    int i,icol,irow,j,k,l,ll;
    float big,dum,pivin,temp;

    indxc=ivector(1,n);           The integer arrays ipiv, indxr, and indxc
    indxr=ivector(1,n);           used for bookkeeping on the pivoting.
    ipiv=ivector(1,n);
    for (j=1;j<=n;j++) ipiv[j]=0;
    for (i=1;i<=n;i++) {         This is the main loop over the columns to be
        big=0.0;                 reduced.
        for (j=1;j<=n;j++)       This is the outer loop of the search for a pivot
            if (ipiv[j] != 1)     element.
                for (k=1;k<=n;k++) {
                    if (ipiv[k] == 0) {
                        if (fabs(a[j][k]) >= big) {
                            big=fabs(a[j][k]);
                            irow=j;
                            icol=k;
                        }
                    }
                }
        ++(ipiv[icol]);
        We now have the pivot element, so we interchange rows, if needed, to put the pivot
        element on the diagonal. The columns are not physically interchanged, only relabeled:
        indxc[i], the column of the ith pivot element, is the ith column that is reduced, while
        indxr[i] is the row in which that pivot element was originally located. If indxr[i] ≠
        indxc[i] there is an implied column interchange. With this form of bookkeeping, the
        solution b's will end up in the correct order, and the inverse matrix will be scrambled
        by columns.
        if (irow != icol) {
            for (l=1;l<=n;l++) SWAP(a[irow][l],a[icol][l])
            for (l=1;l<=m;l++) SWAP(b[irow][l],b[icol][l])
        }
        indxr[i]=irow;           We are now ready to divide the pivot row by the
        indxc[i]=icol;           pivot element, located at irow and icol.
        if (a[icol][icol] == 0.0) nrerror("gaussj: Singular Matrix");
        pivinv=1.0/a[icol][icol];
        a[icol][icol]=1.0;
        for (l=1;l<=n;l++) a[icol][l] *= pivinv;
        for (l=1;l<=m;l++) b[icol][l] *= pivinv;
    }
}
```

```

for (ll=1;ll<=n;ll++)          Next, we reduce the rows...
  if (ll != icol) {           ...except for the pivot one, of course.
    dum=a[ll][icol];
    a[ll][icol]=0.0;
    for (l=1;l<=n;l++) a[ll][l] -= a[icol][l]*dum;
    for (l=1;l<=m;l++) b[ll][l] -= b[icol][l]*dum;
  }
}

```

This is the end of the main loop over columns of the reduction. It only remains to unscramble the solution in view of the column interchanges. We do this by interchanging pairs of columns in the reverse order that the permutation was built up.

```

for (l=n;l>=1;l--) {
  if (indxr[l] != indxc[l])
    for (k=1;k<=n;k++)
      SWAP(a[k][indxr[l]],a[k][indxc[l]]);
}
free_ivector(ipiv,1,n);
free_ivector(indxr,1,n);
free_ivector(indxc,1,n);
}

```

And we are done.

## Row versus Column Elimination Strategies

The above discussion can be amplified by a modest amount of formalism. Row operations on a matrix  $\mathbf{A}$  correspond to pre- (that is, left-) multiplication by some simple matrix  $\mathbf{R}$ . For example, the matrix  $\mathbf{R}$  with components

$$R_{ij} = \begin{cases} 1 & \text{if } i = j \text{ and } i \neq 2, 4 \\ 1 & \text{if } i = 2, j = 4 \\ 1 & \text{if } i = 4, j = 2 \\ 0 & \text{otherwise} \end{cases} \quad (2.1.5)$$

effects the interchange of rows 2 and 4. Gauss-Jordan elimination by row operations alone (including the possibility of *partial* pivoting) consists of a series of such left-multiplications, yielding successively

$$\begin{aligned}
 \mathbf{A} \cdot \mathbf{x} &= \mathbf{b} \\
 (\cdots \mathbf{R}_3 \cdot \mathbf{R}_2 \cdot \mathbf{R}_1 \cdot \mathbf{A}) \cdot \mathbf{x} &= \cdots \mathbf{R}_3 \cdot \mathbf{R}_2 \cdot \mathbf{R}_1 \cdot \mathbf{b} \\
 (\mathbf{1}) \cdot \mathbf{x} &= \cdots \mathbf{R}_3 \cdot \mathbf{R}_2 \cdot \mathbf{R}_1 \cdot \mathbf{b} \\
 \mathbf{x} &= \cdots \mathbf{R}_3 \cdot \mathbf{R}_2 \cdot \mathbf{R}_1 \cdot \mathbf{b}
 \end{aligned} \quad (2.1.6)$$

The key point is that since the  $\mathbf{R}$ 's build from right to left, the right-hand side is simply transformed at each stage from one vector to another.

Column operations, on the other hand, correspond to post-, or right-, multiplications by simple matrices, call them  $\mathbf{C}$ . The matrix in equation (2.1.5), if right-multiplied onto a matrix  $\mathbf{A}$ , will interchange  $\mathbf{A}$ 's second and fourth *columns*. Elimination by column operations involves (conceptually) inserting a column operator, *and also its inverse*, between the matrix  $\mathbf{A}$  and the unknown vector  $\mathbf{x}$ :

$$\begin{aligned}
 \mathbf{A} \cdot \mathbf{x} &= \mathbf{b} \\
 \mathbf{A} \cdot \mathbf{C}_1 \cdot \mathbf{C}_1^{-1} \cdot \mathbf{x} &= \mathbf{b} \\
 \mathbf{A} \cdot \mathbf{C}_1 \cdot \mathbf{C}_2 \cdot \mathbf{C}_2^{-1} \cdot \mathbf{C}_1^{-1} \cdot \mathbf{x} &= \mathbf{b} \\
 (\mathbf{A} \cdot \mathbf{C}_1 \cdot \mathbf{C}_2 \cdot \mathbf{C}_3 \cdots) \cdots \mathbf{C}_3^{-1} \cdot \mathbf{C}_2^{-1} \cdot \mathbf{C}_1^{-1} \cdot \mathbf{x} &= \mathbf{b} \\
 (\mathbf{1}) \cdots \mathbf{C}_3^{-1} \cdot \mathbf{C}_2^{-1} \cdot \mathbf{C}_1^{-1} \cdot \mathbf{x} &= \mathbf{b}
 \end{aligned} \quad (2.1.7)$$

which (peeling of the  $\mathbf{C}^{-1}$ 's one at a time) implies a solution

$$\mathbf{x} = \mathbf{C}_1 \cdot \mathbf{C}_2 \cdot \mathbf{C}_3 \cdots \mathbf{b} \quad (2.1.8)$$

Notice the essential difference between equation (2.1.8) and equation (2.1.6). In the latter case, the  $\mathbf{C}$ 's must be applied to  $\mathbf{b}$  in the *reverse order* from that in which they become known. That is, they must all be stored along the way. This requirement greatly reduces the usefulness of column operations, generally restricting them to simple permutations, for example in support of full pivoting.

#### CITED REFERENCES AND FURTHER READING:

- Wilkinson, J.H. 1965, *The Algebraic Eigenvalue Problem* (New York: Oxford University Press). [1]  
 Carnahan, B., Luther, H.A., and Wilkes, J.O. 1969, *Applied Numerical Methods* (New York: Wiley), Example 5.2, p. 282.  
 Bevington, P.R. 1969, *Data Reduction and Error Analysis for the Physical Sciences* (New York: McGraw-Hill), Program B-2, p. 298.  
 Westlake, J.R. 1968, *A Handbook of Numerical Matrix Inversion and Solution of Linear Equations* (New York: Wiley).  
 Ralston, A., and Rabinowitz, P. 1978, *A First Course in Numerical Analysis*, 2nd ed. (New York: McGraw-Hill), §9.3–1.

## 2.2 Gaussian Elimination with Backsubstitution

The usefulness of Gaussian elimination with backsubstitution is primarily pedagogical. It stands between full elimination schemes such as Gauss-Jordan, and triangular decomposition schemes such as will be discussed in the next section. Gaussian elimination reduces a matrix not all the way to the identity matrix, but only halfway, to a matrix whose components on the diagonal and above (say) remain nontrivial. Let us now see what advantages accrue.

Suppose that in doing Gauss-Jordan elimination, as described in §2.1, we at each stage subtract away rows only *below* the then-current pivot element. When  $a_{22}$  is the pivot element, for example, we divide the second row by its value (as before), but now use the pivot row to zero only  $a_{32}$  and  $a_{42}$ , not  $a_{12}$  (see equation 2.1.1). Suppose, also, that we do only partial pivoting, never interchanging columns, so that the order of the unknowns never needs to be modified.

Then, when we have done this for all the pivots, we will be left with a reduced equation that looks like this (in the case of a single right-hand side vector):

$$\begin{bmatrix} a'_{11} & a'_{12} & a'_{13} & a'_{14} \\ 0 & a'_{22} & a'_{23} & a'_{24} \\ 0 & 0 & a'_{33} & a'_{34} \\ 0 & 0 & 0 & a'_{44} \end{bmatrix} \cdot \begin{bmatrix} x_1 \\ x_2 \\ x_3 \\ x_4 \end{bmatrix} = \begin{bmatrix} b'_1 \\ b'_2 \\ b'_3 \\ b'_4 \end{bmatrix} \quad (2.2.1)$$

Here the primes signify that the  $a$ 's and  $b$ 's do not have their original numerical values, but have been modified by all the row operations in the elimination to this point. The procedure up to this point is termed *Gaussian elimination*.

which (peeling of the  $\mathbf{C}^{-1}$ 's one at a time) implies a solution

$$\mathbf{x} = \mathbf{C}_1 \cdot \mathbf{C}_2 \cdot \mathbf{C}_3 \cdots \mathbf{b} \quad (2.1.8)$$

Notice the essential difference between equation (2.1.8) and equation (2.1.6). In the latter case, the  $\mathbf{C}$ 's must be applied to  $\mathbf{b}$  in the *reverse order* from that in which they become known. That is, they must all be stored along the way. This requirement greatly reduces the usefulness of column operations, generally restricting them to simple permutations, for example in support of full pivoting.

#### CITED REFERENCES AND FURTHER READING:

- Wilkinson, J.H. 1965, *The Algebraic Eigenvalue Problem* (New York: Oxford University Press). [1]  
 Carnahan, B., Luther, H.A., and Wilkes, J.O. 1969, *Applied Numerical Methods* (New York: Wiley), Example 5.2, p. 282.  
 Bevington, P.R. 1969, *Data Reduction and Error Analysis for the Physical Sciences* (New York: McGraw-Hill), Program B-2, p. 298.  
 Westlake, J.R. 1968, *A Handbook of Numerical Matrix Inversion and Solution of Linear Equations* (New York: Wiley).  
 Ralston, A., and Rabinowitz, P. 1978, *A First Course in Numerical Analysis*, 2nd ed. (New York: McGraw-Hill), §9.3–1.

## 2.2 Gaussian Elimination with Backsubstitution

The usefulness of Gaussian elimination with backsubstitution is primarily pedagogical. It stands between full elimination schemes such as Gauss-Jordan, and triangular decomposition schemes such as will be discussed in the next section. Gaussian elimination reduces a matrix not all the way to the identity matrix, but only halfway, to a matrix whose components on the diagonal and above (say) remain nontrivial. Let us now see what advantages accrue.

Suppose that in doing Gauss-Jordan elimination, as described in §2.1, we at each stage subtract away rows only *below* the then-current pivot element. When  $a_{22}$  is the pivot element, for example, we divide the second row by its value (as before), but now use the pivot row to zero only  $a_{32}$  and  $a_{42}$ , not  $a_{12}$  (see equation 2.1.1). Suppose, also, that we do only partial pivoting, never interchanging columns, so that the order of the unknowns never needs to be modified.

Then, when we have done this for all the pivots, we will be left with a reduced equation that looks like this (in the case of a single right-hand side vector):

$$\begin{bmatrix} a'_{11} & a'_{12} & a'_{13} & a'_{14} \\ 0 & a'_{22} & a'_{23} & a'_{24} \\ 0 & 0 & a'_{33} & a'_{34} \\ 0 & 0 & 0 & a'_{44} \end{bmatrix} \cdot \begin{bmatrix} x_1 \\ x_2 \\ x_3 \\ x_4 \end{bmatrix} = \begin{bmatrix} b'_1 \\ b'_2 \\ b'_3 \\ b'_4 \end{bmatrix} \quad (2.2.1)$$

Here the primes signify that the  $a$ 's and  $b$ 's do not have their original numerical values, but have been modified by all the row operations in the elimination to this point. The procedure up to this point is termed *Gaussian elimination*.

## Backsubstitution

But how do we solve for the  $x$ 's? The last  $x$  ( $x_4$  in this example) is already isolated, namely

$$x_4 = b'_4/a'_{44} \quad (2.2.2)$$

With the last  $x$  known we can move to the penultimate  $x$ ,

$$x_3 = \frac{1}{a'_{33}}[b'_3 - x_4 a'_{34}] \quad (2.2.3)$$

and then proceed with the  $x$  before that one. The typical step is

$$x_i = \frac{1}{a'_{ii}} \left[ b'_i - \sum_{j=i+1}^N a'_{ij} x_j \right] \quad (2.2.4)$$

The procedure defined by equation (2.2.4) is called *backsubstitution*. The combination of Gaussian elimination and backsubstitution yields a solution to the set of equations.

The advantage of Gaussian elimination and backsubstitution over Gauss-Jordan elimination is simply that the former is faster in raw operations count: The innermost loops of Gauss-Jordan elimination, each containing one subtraction and one multiplication, are executed  $N^3$  and  $N^2M$  times (where there are  $N$  equations and  $M$  unknowns). The corresponding loops in Gaussian elimination are executed only  $\frac{1}{3}N^3$  times (only half the matrix is reduced, and the increasing numbers of predictable zeros reduce the count to one-third), and  $\frac{1}{2}N^2M$  times, respectively. Each backsubstitution of a right-hand side is  $\frac{1}{2}N^2$  executions of a similar loop (one multiplication plus one subtraction). For  $M \ll N$  (only a few right-hand sides) Gaussian elimination thus has about a factor three advantage over Gauss-Jordan. (We could reduce this advantage to a factor 1.5 by *not* computing the inverse matrix as part of the Gauss-Jordan scheme.)

For computing the inverse matrix (which we can view as the case of  $M = N$  right-hand sides, namely the  $N$  unit vectors which are the columns of the identity matrix), Gaussian elimination and backsubstitution at first glance require  $\frac{1}{3}N^3$  (matrix reduction) +  $\frac{1}{2}N^3$  (right-hand side manipulations) +  $\frac{1}{2}N^3$  ( $N$  backsubstitutions) =  $\frac{4}{3}N^3$  loop executions, which is more than the  $N^3$  for Gauss-Jordan. However, the unit vectors are quite special in containing all zeros except for one element. If this is taken into account, the right-side manipulations can be reduced to only  $\frac{1}{6}N^3$  loop executions, and, for matrix inversion, the two methods have identical efficiencies.

Both Gaussian elimination and Gauss-Jordan elimination share the disadvantage that all right-hand sides must be known in advance. The  $LU$  decomposition method in the next section does not share that deficiency, and also has an equally small operations count, both for solution with any number of right-hand sides, and for matrix inversion. For this reason we will not implement the method of Gaussian elimination as a routine.

### CITED REFERENCES AND FURTHER READING:

Ralston, A., and Rabinowitz, P. 1978, *A First Course in Numerical Analysis*, 2nd ed. (New York: McGraw-Hill), §9.3–1.

- Isaacson, E., and Keller, H.B. 1966, *Analysis of Numerical Methods* (New York: Wiley), §2.1.  
 Johnson, L.W., and Riess, R.D. 1982, *Numerical Analysis*, 2nd ed. (Reading, MA: Addison-Wesley), §2.2.1.  
 Westlake, J.R. 1968, *A Handbook of Numerical Matrix Inversion and Solution of Linear Equations* (New York: Wiley).

## 2.3 LU Decomposition and Its Applications

Suppose we are able to write the matrix  $\mathbf{A}$  as a product of two matrices,

$$\mathbf{L} \cdot \mathbf{U} = \mathbf{A} \quad (2.3.1)$$

where  $\mathbf{L}$  is *lower triangular* (has elements only on the diagonal and below) and  $\mathbf{U}$  is *upper triangular* (has elements only on the diagonal and above). For the case of a  $4 \times 4$  matrix  $\mathbf{A}$ , for example, equation (2.3.1) would look like this:

$$\begin{bmatrix} \alpha_{11} & 0 & 0 & 0 \\ \alpha_{21} & \alpha_{22} & 0 & 0 \\ \alpha_{31} & \alpha_{32} & \alpha_{33} & 0 \\ \alpha_{41} & \alpha_{42} & \alpha_{43} & \alpha_{44} \end{bmatrix} \cdot \begin{bmatrix} \beta_{11} & \beta_{12} & \beta_{13} & \beta_{14} \\ 0 & \beta_{22} & \beta_{23} & \beta_{24} \\ 0 & 0 & \beta_{33} & \beta_{34} \\ 0 & 0 & 0 & \beta_{44} \end{bmatrix} = \begin{bmatrix} a_{11} & a_{12} & a_{13} & a_{14} \\ a_{21} & a_{22} & a_{23} & a_{24} \\ a_{31} & a_{32} & a_{33} & a_{34} \\ a_{41} & a_{42} & a_{43} & a_{44} \end{bmatrix} \quad (2.3.2)$$

We can use a decomposition such as (2.3.1) to solve the linear set

$$\mathbf{A} \cdot \mathbf{x} = (\mathbf{L} \cdot \mathbf{U}) \cdot \mathbf{x} = \mathbf{L} \cdot (\mathbf{U} \cdot \mathbf{x}) = \mathbf{b} \quad (2.3.3)$$

by first solving for the vector  $\mathbf{y}$  such that

$$\mathbf{L} \cdot \mathbf{y} = \mathbf{b} \quad (2.3.4)$$

and then solving

$$\mathbf{U} \cdot \mathbf{x} = \mathbf{y} \quad (2.3.5)$$

What is the advantage of breaking up one linear set into two successive ones? The advantage is that the solution of a triangular set of equations is quite trivial, as we have already seen in §2.2 (equation 2.2.4). Thus, equation (2.3.4) can be solved by *forward substitution* as follows,

$$y_1 = \frac{b_1}{\alpha_{11}}$$

$$y_i = \frac{1}{\alpha_{ii}} \left[ b_i - \sum_{j=1}^{i-1} \alpha_{ij} y_j \right] \quad i = 2, 3, \dots, N \quad (2.3.6)$$

while (2.3.5) can then be solved by *backsubstitution* exactly as in equations (2.2.2)–(2.2.4),

$$x_N = \frac{y_N}{\beta_{NN}}$$

$$x_i = \frac{1}{\beta_{ii}} \left[ y_i - \sum_{j=i+1}^N \beta_{ij} x_j \right] \quad i = N - 1, N - 2, \dots, 1 \quad (2.3.7)$$



- Isaacson, E., and Keller, H.B. 1966, *Analysis of Numerical Methods* (New York: Wiley), §2.1.  
 Johnson, L.W., and Riess, R.D. 1982, *Numerical Analysis*, 2nd ed. (Reading, MA: Addison-Wesley), §2.2.1.  
 Westlake, J.R. 1968, *A Handbook of Numerical Matrix Inversion and Solution of Linear Equations* (New York: Wiley).

## 2.3 LU Decomposition and Its Applications

Suppose we are able to write the matrix  $\mathbf{A}$  as a product of two matrices,

$$\mathbf{L} \cdot \mathbf{U} = \mathbf{A} \quad (2.3.1)$$

where  $\mathbf{L}$  is *lower triangular* (has elements only on the diagonal and below) and  $\mathbf{U}$  is *upper triangular* (has elements only on the diagonal and above). For the case of a  $4 \times 4$  matrix  $\mathbf{A}$ , for example, equation (2.3.1) would look like this:

$$\begin{bmatrix} \alpha_{11} & 0 & 0 & 0 \\ \alpha_{21} & \alpha_{22} & 0 & 0 \\ \alpha_{31} & \alpha_{32} & \alpha_{33} & 0 \\ \alpha_{41} & \alpha_{42} & \alpha_{43} & \alpha_{44} \end{bmatrix} \cdot \begin{bmatrix} \beta_{11} & \beta_{12} & \beta_{13} & \beta_{14} \\ 0 & \beta_{22} & \beta_{23} & \beta_{24} \\ 0 & 0 & \beta_{33} & \beta_{34} \\ 0 & 0 & 0 & \beta_{44} \end{bmatrix} = \begin{bmatrix} a_{11} & a_{12} & a_{13} & a_{14} \\ a_{21} & a_{22} & a_{23} & a_{24} \\ a_{31} & a_{32} & a_{33} & a_{34} \\ a_{41} & a_{42} & a_{43} & a_{44} \end{bmatrix} \quad (2.3.2)$$

We can use a decomposition such as (2.3.1) to solve the linear set

$$\mathbf{A} \cdot \mathbf{x} = (\mathbf{L} \cdot \mathbf{U}) \cdot \mathbf{x} = \mathbf{L} \cdot (\mathbf{U} \cdot \mathbf{x}) = \mathbf{b} \quad (2.3.3)$$

by first solving for the vector  $\mathbf{y}$  such that

$$\mathbf{L} \cdot \mathbf{y} = \mathbf{b} \quad (2.3.4)$$

and then solving

$$\mathbf{U} \cdot \mathbf{x} = \mathbf{y} \quad (2.3.5)$$

What is the advantage of breaking up one linear set into two successive ones? The advantage is that the solution of a triangular set of equations is quite trivial, as we have already seen in §2.2 (equation 2.2.4). Thus, equation (2.3.4) can be solved by *forward substitution* as follows,

$$y_1 = \frac{b_1}{\alpha_{11}}$$

$$y_i = \frac{1}{\alpha_{ii}} \left[ b_i - \sum_{j=1}^{i-1} \alpha_{ij} y_j \right] \quad i = 2, 3, \dots, N \quad (2.3.6)$$

while (2.3.5) can then be solved by *backsubstitution* exactly as in equations (2.2.2)–(2.2.4),

$$x_N = \frac{y_N}{\beta_{NN}}$$

$$x_i = \frac{1}{\beta_{ii}} \left[ y_i - \sum_{j=i+1}^N \beta_{ij} x_j \right] \quad i = N - 1, N - 2, \dots, 1 \quad (2.3.7)$$

Equations (2.3.6) and (2.3.7) total (for each right-hand side  $\mathbf{b}$ )  $N^2$  executions of an inner loop containing one multiply and one add. If we have  $N$  right-hand sides which are the unit column vectors (which is the case when we are inverting a matrix), then taking into account the leading zeros reduces the total execution count of (2.3.6) from  $\frac{1}{2}N^3$  to  $\frac{1}{6}N^3$ , while (2.3.7) is unchanged at  $\frac{1}{2}N^3$ .

Notice that, once we have the  $LU$  decomposition of  $\mathbf{A}$ , we can solve with as many right-hand sides as we then care to, one at a time. This is a distinct advantage over the methods of §2.1 and §2.2.

### Performing the $LU$ Decomposition

How then can we solve for  $\mathbf{L}$  and  $\mathbf{U}$ , given  $\mathbf{A}$ ? First, we write out the  $i, j$ th component of equation (2.3.1) or (2.3.2). That component always is a sum beginning with

$$\alpha_{i1}\beta_{1j} + \cdots = a_{ij}$$

The number of terms in the sum depends, however, on whether  $i$  or  $j$  is the smaller number. We have, in fact, the three cases,

$$i < j : \quad \alpha_{i1}\beta_{1j} + \alpha_{i2}\beta_{2j} + \cdots + \alpha_{ii}\beta_{ij} = a_{ij} \quad (2.3.8)$$

$$i = j : \quad \alpha_{i1}\beta_{1j} + \alpha_{i2}\beta_{2j} + \cdots + \alpha_{ii}\beta_{jj} = a_{ij} \quad (2.3.9)$$

$$i > j : \quad \alpha_{i1}\beta_{1j} + \alpha_{i2}\beta_{2j} + \cdots + \alpha_{ij}\beta_{jj} = a_{ij} \quad (2.3.10)$$

Equations (2.3.8)–(2.3.10) total  $N^2$  equations for the  $N^2 + N$  unknown  $\alpha$ 's and  $\beta$ 's (the diagonal being represented twice). Since the number of unknowns is greater than the number of equations, we are invited to specify  $N$  of the unknowns arbitrarily and then try to solve for the others. In fact, as we shall see, it is always possible to take

$$\alpha_{ii} \equiv 1 \quad i = 1, \dots, N \quad (2.3.11)$$

A surprising procedure, now, is *Crout's algorithm*, which quite trivially solves the set of  $N^2 + N$  equations (2.3.8)–(2.3.11) for all the  $\alpha$ 's and  $\beta$ 's by just arranging the equations in a certain order! That order is as follows:

- Set  $\alpha_{ii} = 1$ ,  $i = 1, \dots, N$  (equation 2.3.11).
- For each  $j = 1, 2, 3, \dots, N$  do these two procedures: First, for  $i = 1, 2, \dots, j$ , use (2.3.8), (2.3.9), and (2.3.11) to solve for  $\beta_{ij}$ , namely

$$\beta_{ij} = a_{ij} - \sum_{k=1}^{i-1} \alpha_{ik}\beta_{kj}. \quad (2.3.12)$$

(When  $i = 1$  in 2.3.12 the summation term is taken to mean zero.) Second, for  $i = j + 1, j + 2, \dots, N$  use (2.3.10) to solve for  $\alpha_{ij}$ , namely

$$\alpha_{ij} = \frac{1}{\beta_{jj}} \left( a_{ij} - \sum_{k=1}^{j-1} \alpha_{ik}\beta_{kj} \right). \quad (2.3.13)$$

Be sure to do both procedures before going on to the next  $j$ .

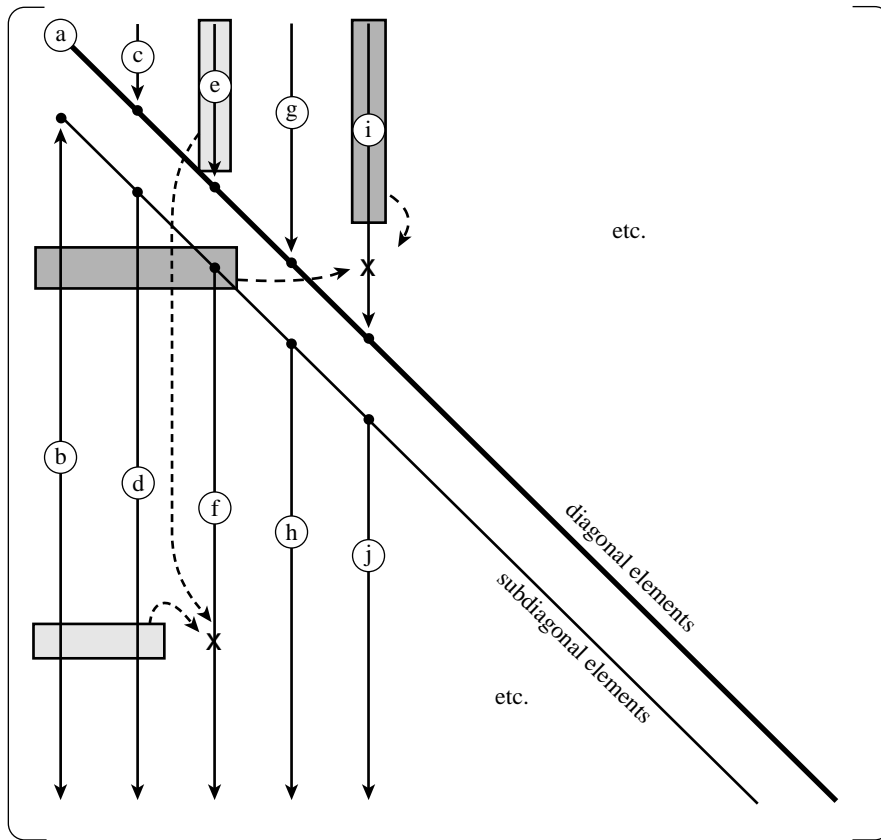


Figure 2.3.1. Crout's algorithm for LU decomposition of a matrix. Elements of the original matrix are modified in the order indicated by lower case letters: a, b, c, etc. Shaded boxes show the previously modified elements that are used in modifying two typical elements, each indicated by an "X".

If you work through a few iterations of the above procedure, you will see that the  $\alpha$ 's and  $\beta$ 's that occur on the right-hand side of equations (2.3.12) and (2.3.13) are already determined by the time they are needed. You will also see that every  $a_{ij}$  is used only once and never again. This means that the corresponding  $\alpha_{ij}$  or  $\beta_{ij}$  can be stored in the location that the  $a$  used to occupy: the decomposition is "in place." [The diagonal unity elements  $\alpha_{ii}$  (equation 2.3.11) are not stored at all.] In brief, Crout's method fills in the combined matrix of  $\alpha$ 's and  $\beta$ 's,

$$\begin{bmatrix} \beta_{11} & \beta_{12} & \beta_{13} & \beta_{14} \\ \alpha_{21} & \beta_{22} & \beta_{23} & \beta_{24} \\ \alpha_{31} & \alpha_{32} & \beta_{33} & \beta_{34} \\ \alpha_{41} & \alpha_{42} & \alpha_{43} & \beta_{44} \end{bmatrix} \quad (2.3.14)$$

by columns from left to right, and within each column from top to bottom (see Figure 2.3.1).

What about pivoting? Pivoting (i.e., selection of a salubrious pivot element for the division in equation 2.3.13) is absolutely essential for the stability of Crout's

Sample page from NUMERICAL RECIPES IN C: THE ART OF SCIENTIFIC COMPUTING (ISBN 0-521-43108-5)  
 Copyright (C) 1988-1992 by Cambridge University Press. Programs Copyright (C) 1988-1992 by Numerical Recipes Software.  
 Permission is granted for internet users to make one paper copy for their own personal use. Further reproduction, or any copying of machine-readable files (including this one), to any server computer, is strictly prohibited. To order Numerical Recipes books or CDROMs, visit website <http://www.nr.com> or call 1-800-872-7423 (North America only), or send email to [directcustserv@cambridge.org](mailto:directcustserv@cambridge.org) (outside North America).

method. Only partial pivoting (interchange of rows) can be implemented efficiently. However this is enough to make the method stable. This means, incidentally, that we don't actually decompose the matrix  $\mathbf{A}$  into  $LU$  form, but rather we decompose a rowwise permutation of  $\mathbf{A}$ . (If we keep track of what that permutation is, this decomposition is just as useful as the original one would have been.)

Pivoting is slightly subtle in Crout's algorithm. The key point to notice is that equation (2.3.12) in the case of  $i = j$  (its final application) is *exactly the same* as equation (2.3.13) except for the division in the latter equation; in both cases the upper limit of the sum is  $k = j - 1$  ( $= i - 1$ ). This means that we don't have to commit ourselves as to whether the diagonal element  $\beta_{jj}$  is the one that happens to fall on the diagonal in the first instance, or whether one of the (undivided)  $\alpha_{ij}$ 's below it in the column,  $i = j + 1, \dots, N$ , is to be "promoted" to become the diagonal  $\beta$ . This can be decided after all the candidates in the column are in hand. As you should be able to guess by now, we will choose the largest one as the diagonal  $\beta$  (pivot element), then do all the divisions by that element *en masse*. This is *Crout's method with partial pivoting*. Our implementation has one additional wrinkle: It initially finds the largest element in each row, and subsequently (when it is looking for the maximal pivot element) scales the comparison *as if* we had initially scaled all the equations to make their maximum coefficient equal to unity; this is the *implicit pivoting* mentioned in §2.1.

```
#include <math.h>
#include "nrutil.h"
#define TINY 1.0e-20          A small number.

void ludcmp(float **a, int n, int *indx, float *d)
Given a matrix a[1..n][1..n], this routine replaces it by the LU decomposition of a rowwise
permutation of itself. a and n are input. a is output, arranged as in equation (2.3.14) above;
indx[1..n] is an output vector that records the row permutation effected by the partial
pivoting; d is output as ±1 depending on whether the number of row interchanges was even
or odd, respectively. This routine is used in combination with lubksb to solve linear equations
or invert a matrix.
{
    int i,imax,j,k;
    float big,dum,sum,temp;
    float *vv;                vv stores the implicit scaling of each row.

    vv=vector(1,n);
    *d=1.0;                   No row interchanges yet.
    for (i=1;i<=n;i++) {      Loop over rows to get the implicit scaling informa-
        big=0.0;              tion.
        for (j=1;j<=n;j++)
            if ((temp=fabs(a[i][j])) > big) big=temp;
        if (big == 0.0) nrerror("Singular matrix in routine ludcmp");
        No nonzero largest element.
        vv[i]=1.0/big;        Save the scaling.
    }

    for (j=1;j<=n;j++) {      This is the loop over columns of Crout's method.
        for (i=1;i<j;i++) {    This is equation (2.3.12) except for i = j.
            sum=a[i][j];
            for (k=1;k<i;k++) sum -= a[i][k]*a[k][j];
            a[i][j]=sum;
        }
        big=0.0;              Initialize for the search for largest pivot element.
        for (i=j;i<=n;i++) {  This is i = j of equation (2.3.12) and i = j+1...N
            sum=a[i][j];      of equation (2.3.13).
            for (k=1;k<j;k++)
```

```

        sum -= a[i][k]*a[k][j];
    a[i][j]=sum;
    if ( (dum=vv[i]*fabs(sum)) >= big) {
        Is the figure of merit for the pivot better than the best so far?
        big=dum;
        imax=i;
    }
}
if (j != imax) {          Do we need to interchange rows?
    for (k=1;k<=n;k++) {  Yes, do so...
        dum=a[imax][k];
        a[imax][k]=a[j][k];
        a[j][k]=dum;
    }
    *d = -(*d);           ...and change the parity of d.
    vv[imax]=vv[j];      Also interchange the scale factor.
}
indx[j]=imax;
if (a[j][j] == 0.0) a[j][j]=TINY;
If the pivot element is zero the matrix is singular (at least to the precision of the
algorithm). For some applications on singular matrices, it is desirable to substitute
TINY for zero.
if (j != n) {           Now, finally, divide by the pivot element.
    dum=1.0/(a[j][j]);
    for (i=j+1;i<=n;i++) a[i][j] *= dum;
}
}                       Go back for the next column in the reduction.
free_vector(vv,1,n);
}

```

Here is the routine for forward substitution and backsubstitution, implementing equations (2.3.6) and (2.3.7).

```

void lubksb(float **a, int n, int *indx, float b[])
Solves the set of n linear equations  $A \cdot X = B$ . Here a[1..n][1..n] is input, not as the matrix
A but rather as its LU decomposition, determined by the routine ludcmp. indx[1..n] is input
as the permutation vector returned by ludcmp. b[1..n] is input as the right-hand side vector
B, and returns with the solution vector X. a, n, and indx are not modified by this routine
and can be left in place for successive calls with different right-hand sides b. This routine takes
into account the possibility that b will begin with many zero elements, so it is efficient for use
in matrix inversion.
{
    int i,ii=0,ip,j;
    float sum;

    for (i=1;i<=n;i++) {          When ii is set to a positive value, it will become the
        ip=indx[i];              index of the first nonvanishing element of b. We now
        sum=b[ip];              do the forward substitution, equation (2.3.6). The
        b[ip]=b[i];            only new wrinkle is to unscramble the permutation
        if (ii)                 as we go.
            for (j=ii;j<=i-1;j++) sum -= a[i][j]*b[j];
        else if (sum) ii=i;      A nonzero element was encountered, so from now on we
        b[i]=sum;              will have to do the sums in the loop above.
    }

    for (i=n;i>=1;i--) {         Now we do the backsubstitution, equation (2.3.7).
        sum=b[i];
        for (j=i+1;j<=n;j++) sum -= a[i][j]*b[j];
        b[i]=sum/a[i][i];      Store a component of the solution vector X.
    }
}
All done!

```

The  $LU$  decomposition in `ludcmp` requires about  $\frac{1}{3}N^3$  executions of the inner loops (each with one multiply and one add). This is thus the operation count for solving one (or a few) right-hand sides, and is a factor of 3 better than the Gauss-Jordan routine `gaussj` which was given in §2.1, and a factor of 1.5 better than a Gauss-Jordan routine (not given) that does not compute the inverse matrix. For inverting a matrix, the total count (including the forward and backsubstitution as discussed following equation 2.3.7 above) is  $(\frac{1}{3} + \frac{1}{6} + \frac{1}{2})N^3 = N^3$ , the same as `gaussj`.

To summarize, this is the preferred way to solve the linear set of equations  $\mathbf{A} \cdot \mathbf{x} = \mathbf{b}$ :

```
float **a,*b,d;
int n,*indx;
...
ludcmp(a,n,indx,&d);
lubksb(a,n,indx,b);
```

The answer  $\mathbf{x}$  will be given back in `b`. Your original matrix  $\mathbf{A}$  will have been destroyed.

If you subsequently want to solve a set of equations with the same  $\mathbf{A}$  but a different right-hand side  $\mathbf{b}$ , you repeat *only*

```
lubksb(a,n,indx,b);
```

not, of course, with the original matrix  $\mathbf{A}$ , but with `a` and `indx` as were already set by `ludcmp`.

### Inverse of a Matrix

Using the above  $LU$  decomposition and backsubstitution routines, it is completely straightforward to find the inverse of a matrix column by column.

```
#define N ...
float **a,**y,d,*col;
int i,j,*indx;
...
ludcmp(a,N,indx,&d);
for(j=1;j<=N;j++) {
    for(i=1;i<=N;i++) col[i]=0.0;
    col[j]=1.0;
    lubksb(a,N,indx,col);
    for(i=1;i<=N;i++) y[i][j]=col[i];
}
```

Decompose the matrix just once.  
Find inverse by columns.

The matrix `y` will now contain the inverse of the original matrix `a`, which will have been destroyed. Alternatively, there is nothing wrong with using a Gauss-Jordan routine like `gaussj` (§2.1) to invert a matrix in place, again destroying the original. Both methods have practically the same operations count.

Incidentally, if you ever have the need to compute  $\mathbf{A}^{-1} \cdot \mathbf{B}$  from matrices  $\mathbf{A}$  and  $\mathbf{B}$ , you should *LU* decompose  $\mathbf{A}$  and then backsubstitute with the columns of  $\mathbf{B}$  instead of with the unit vectors that would give  $\mathbf{A}$ 's inverse. This saves a whole matrix multiplication, and is also more accurate.

### Determinant of a Matrix

The determinant of an *LU* decomposed matrix is just the product of the diagonal elements,

$$\det = \prod_{j=1}^N \beta_{jj} \quad (2.3.15)$$

We don't, recall, compute the decomposition of the original matrix, but rather a decomposition of a rowwise permutation of it. Luckily, we have kept track of whether the number of row interchanges was even or odd, so we just preface the product by the corresponding sign. (You now finally know the purpose of setting *d* in the routine `ludcmp`.)

Calculation of a determinant thus requires one call to `ludcmp`, with *no* subsequent backsubstitutions by `lubksb`.

```
#define N ...
float **a,d;
int j,*indx;
...
ludcmp(a,N,indx,&d);          This returns d as ±1.
for(j=1;j<=N;j++) d *= a[j][j];
```

The variable *d* now contains the determinant of the original matrix *a*, which will have been destroyed.

For a matrix of any substantial size, it is quite likely that the determinant will overflow or underflow your computer's floating-point dynamic range. In this case you can modify the loop of the above fragment and (e.g.) divide by powers of ten, to keep track of the scale separately, or (e.g.) accumulate the sum of logarithms of the absolute values of the factors and the sign separately.

### Complex Systems of Equations

If your matrix  $\mathbf{A}$  is real, but the right-hand side vector is complex, say  $\mathbf{b} + i\mathbf{d}$ , then (i) *LU* decompose  $\mathbf{A}$  in the usual way, (ii) backsubstitute  $\mathbf{b}$  to get the real part of the solution vector, and (iii) backsubstitute  $\mathbf{d}$  to get the imaginary part of the solution vector.

If the matrix itself is complex, so that you want to solve the system

$$(\mathbf{A} + i\mathbf{C}) \cdot (\mathbf{x} + i\mathbf{y}) = (\mathbf{b} + i\mathbf{d}) \quad (2.3.16)$$

then there are two possible ways to proceed. The best way is to rewrite `ludcmp` and `lubksb` as complex routines. Complex modulus substitutes for absolute value in the construction of the scaling vector *vv* and in the search for the largest pivot elements. Everything else goes through in the obvious way, with complex arithmetic used as needed. (See §§1.2 and 5.4 for discussion of complex arithmetic in C.)

A quick-and-dirty way to solve complex systems is to take the real and imaginary parts of (2.3.16), giving

$$\begin{aligned} \mathbf{A} \cdot \mathbf{x} - \mathbf{C} \cdot \mathbf{y} &= \mathbf{b} \\ \mathbf{C} \cdot \mathbf{x} + \mathbf{A} \cdot \mathbf{y} &= \mathbf{d} \end{aligned} \quad (2.3.17)$$

which can be written as a  $2N \times 2N$  set of *real* equations,

$$\begin{pmatrix} \mathbf{A} & -\mathbf{C} \\ \mathbf{C} & \mathbf{A} \end{pmatrix} \cdot \begin{pmatrix} \mathbf{x} \\ \mathbf{y} \end{pmatrix} = \begin{pmatrix} \mathbf{b} \\ \mathbf{d} \end{pmatrix} \quad (2.3.18)$$

and then solved with `ludcmp` and `lubksb` in their present forms. This scheme is a factor of 2 inefficient in storage, since  $\mathbf{A}$  and  $\mathbf{C}$  are stored twice. It is also a factor of 2 inefficient in time, since the complex multiplies in a complexified version of the routines would each use 4 real multiplies, while the solution of a  $2N \times 2N$  problem involves 8 times the work of an  $N \times N$  one. If you can tolerate these factor-of-two inefficiencies, then equation (2.3.18) is an easy way to proceed.

#### CITED REFERENCES AND FURTHER READING:

- Golub, G.H., and Van Loan, C.F. 1989, *Matrix Computations*, 2nd ed. (Baltimore: Johns Hopkins University Press), Chapter 4.
- Dongarra, J.J., et al. 1979, *LINPACK User's Guide* (Philadelphia: S.I.A.M.).
- Forsythe, G.E., Malcolm, M.A., and Moler, C.B. 1977, *Computer Methods for Mathematical Computations* (Englewood Cliffs, NJ: Prentice-Hall), §3.3, and p. 50.
- Forsythe, G.E., and Moler, C.B. 1967, *Computer Solution of Linear Algebraic Systems* (Englewood Cliffs, NJ: Prentice-Hall), Chapters 9, 16, and 18.
- Westlake, J.R. 1968, *A Handbook of Numerical Matrix Inversion and Solution of Linear Equations* (New York: Wiley).
- Stoer, J., and Bulirsch, R. 1980, *Introduction to Numerical Analysis* (New York: Springer-Verlag), §4.2.
- Ralston, A., and Rabinowitz, P. 1978, *A First Course in Numerical Analysis*, 2nd ed. (New York: McGraw-Hill), §9.11.
- Horn, R.A., and Johnson, C.R. 1985, *Matrix Analysis* (Cambridge: Cambridge University Press).

## 2.4 Tridiagonal and Band Diagonal Systems of Equations

The special case of a system of linear equations that is *tridiagonal*, that is, has nonzero elements only on the diagonal plus or minus one column, is one that occurs frequently. Also common are systems that are *band diagonal*, with nonzero elements only along a few diagonal lines adjacent to the main diagonal (above and below).

For tridiagonal sets, the procedures of *LU* decomposition, forward- and back-substitution each take only  $O(N)$  operations, and the whole solution can be encoded very concisely. The resulting routine `tridag` is one that we will use in later chapters.

Naturally, one does not reserve storage for the full  $N \times N$  matrix, but only for the nonzero components, stored as three vectors. The set of equations to be solved is

$$\begin{bmatrix} b_1 & c_1 & 0 & \cdots & & & \\ a_2 & b_2 & c_2 & \cdots & & & \\ & & & \cdots & & & \\ & & & & a_{N-1} & b_{N-1} & c_{N-1} \\ & & & & & 0 & a_N & b_N \end{bmatrix} \cdot \begin{bmatrix} u_1 \\ u_2 \\ \cdots \\ u_{N-1} \\ u_N \end{bmatrix} = \begin{bmatrix} r_1 \\ r_2 \\ \cdots \\ r_{N-1} \\ r_N \end{bmatrix} \quad (2.4.1)$$



A quick-and-dirty way to solve complex systems is to take the real and imaginary parts of (2.3.16), giving

$$\begin{aligned} \mathbf{A} \cdot \mathbf{x} - \mathbf{C} \cdot \mathbf{y} &= \mathbf{b} \\ \mathbf{C} \cdot \mathbf{x} + \mathbf{A} \cdot \mathbf{y} &= \mathbf{d} \end{aligned} \quad (2.3.17)$$

which can be written as a  $2N \times 2N$  set of *real* equations,

$$\begin{pmatrix} \mathbf{A} & -\mathbf{C} \\ \mathbf{C} & \mathbf{A} \end{pmatrix} \cdot \begin{pmatrix} \mathbf{x} \\ \mathbf{y} \end{pmatrix} = \begin{pmatrix} \mathbf{b} \\ \mathbf{d} \end{pmatrix} \quad (2.3.18)$$

and then solved with `ludcmp` and `lubksb` in their present forms. This scheme is a factor of 2 inefficient in storage, since  $\mathbf{A}$  and  $\mathbf{C}$  are stored twice. It is also a factor of 2 inefficient in time, since the complex multiplies in a complexified version of the routines would each use 4 real multiplies, while the solution of a  $2N \times 2N$  problem involves 8 times the work of an  $N \times N$  one. If you can tolerate these factor-of-two inefficiencies, then equation (2.3.18) is an easy way to proceed.

#### CITED REFERENCES AND FURTHER READING:

- Golub, G.H., and Van Loan, C.F. 1989, *Matrix Computations*, 2nd ed. (Baltimore: Johns Hopkins University Press), Chapter 4.
- Dongarra, J.J., et al. 1979, *LINPACK User's Guide* (Philadelphia: S.I.A.M.).
- Forsythe, G.E., Malcolm, M.A., and Moler, C.B. 1977, *Computer Methods for Mathematical Computations* (Englewood Cliffs, NJ: Prentice-Hall), §3.3, and p. 50.
- Forsythe, G.E., and Moler, C.B. 1967, *Computer Solution of Linear Algebraic Systems* (Englewood Cliffs, NJ: Prentice-Hall), Chapters 9, 16, and 18.
- Westlake, J.R. 1968, *A Handbook of Numerical Matrix Inversion and Solution of Linear Equations* (New York: Wiley).
- Stoer, J., and Bulirsch, R. 1980, *Introduction to Numerical Analysis* (New York: Springer-Verlag), §4.2.
- Ralston, A., and Rabinowitz, P. 1978, *A First Course in Numerical Analysis*, 2nd ed. (New York: McGraw-Hill), §9.11.
- Horn, R.A., and Johnson, C.R. 1985, *Matrix Analysis* (Cambridge: Cambridge University Press).

## 2.4 Tridiagonal and Band Diagonal Systems of Equations

The special case of a system of linear equations that is *tridiagonal*, that is, has nonzero elements only on the diagonal plus or minus one column, is one that occurs frequently. Also common are systems that are *band diagonal*, with nonzero elements only along a few diagonal lines adjacent to the main diagonal (above and below).

For tridiagonal sets, the procedures of *LU* decomposition, forward- and back-substitution each take only  $O(N)$  operations, and the whole solution can be encoded very concisely. The resulting routine `tridag` is one that we will use in later chapters.

Naturally, one does not reserve storage for the full  $N \times N$  matrix, but only for the nonzero components, stored as three vectors. The set of equations to be solved is

$$\begin{bmatrix} b_1 & c_1 & 0 & \cdots & & & & \\ a_2 & b_2 & c_2 & \cdots & & & & \\ & & & \cdots & & & & \\ & & & & a_{N-1} & b_{N-1} & c_{N-1} & \\ & & & & & 0 & a_N & b_N \end{bmatrix} \cdot \begin{bmatrix} u_1 \\ u_2 \\ \cdots \\ u_{N-1} \\ u_N \end{bmatrix} = \begin{bmatrix} r_1 \\ r_2 \\ \cdots \\ r_{N-1} \\ r_N \end{bmatrix} \quad (2.4.1)$$

Notice that  $a_1$  and  $c_N$  are undefined and are not referenced by the routine that follows.

```
#include "nrutil.h"

void tridag(float a[], float b[], float c[], float r[], float u[],
           unsigned long n)
Solves for a vector u[1..n] the tridiagonal linear set given by equation (2.4.1). a[1..n],
b[1..n], c[1..n], and r[1..n] are input vectors and are not modified.
{
    unsigned long j;
    float bet,*gam;

    gam=vector(1,n);           One vector of workspace, gam is needed.
    if (b[1] == 0.0) nrerror("Error 1 in tridag");
    If this happens then you should rewrite your equations as a set of order N - 1, with u2
    trivially eliminated.
    u[1]=r[1]/(bet=b[1]);
    for (j=2;j<=n;j++) {      Decomposition and forward substitution.
        gam[j]=c[j-1]/bet;
        bet=b[j]-a[j]*gam[j];
        if (bet == 0.0) nrerror("Error 2 in tridag");   Algorithm fails; see be-
        u[j]=(r[j]-a[j]*u[j-1])/bet;                    low.
    }
    for (j=(n-1);j>=1;j--)   Backsubstitution.
        u[j] -= gam[j+1]*u[j+1];
    free_vector(gam,1,n);
}
```

There is no pivoting in `tridag`. It is for this reason that `tridag` can fail even when the underlying matrix is nonsingular: A zero pivot can be encountered even for a nonsingular matrix. In practice, this is not something to lose sleep about. The kinds of problems that lead to tridiagonal linear sets usually have additional properties which guarantee that the algorithm in `tridag` will succeed. For example, if

$$|b_j| > |a_j| + |c_j| \quad j = 1, \dots, N \quad (2.4.2)$$

(called *diagonal dominance*) then it can be shown that the algorithm cannot encounter a zero pivot.

It is possible to construct special examples in which the lack of pivoting in the algorithm causes numerical instability. In practice, however, such instability is almost never encountered — unlike the general matrix problem where pivoting is essential.

The tridiagonal algorithm is the rare case of an algorithm that, in practice, is more robust than theory says it should be. Of course, should you ever encounter a problem for which `tridag` fails, you can instead use the more general method for band diagonal systems, now described (routines `bandec` and `banbks`).

Some other matrix forms consisting of tridiagonal with a small number of additional elements (e.g., upper right and lower left corners) also allow rapid solution; see §2.7.

## Band Diagonal Systems

Where tridiagonal systems have nonzero elements only on the diagonal plus or minus one, band diagonal systems are slightly more general and have (say)  $m_1 \geq 0$  nonzero elements immediately to the left of (below) the diagonal and  $m_2 \geq 0$  nonzero elements immediately to its right (above it). Of course, this is only a useful classification if  $m_1$  and  $m_2$  are both  $\ll N$ .

In that case, the solution of the linear system by  $LU$  decomposition can be accomplished much faster, and in much less storage, than for the general  $N \times N$  case.

The precise definition of a band diagonal matrix with elements  $a_{ij}$  is that

$$a_{ij} = 0 \quad \text{when} \quad j > i + m_2 \quad \text{or} \quad i > j + m_1 \quad (2.4.3)$$

Band diagonal matrices are stored and manipulated in a so-called compact form, which results if the matrix is tilted  $45^\circ$  clockwise, so that its nonzero elements lie in a long, narrow matrix with  $m_1 + 1 + m_2$  columns and  $N$  rows. This is best illustrated by an example: The band diagonal matrix

$$\begin{pmatrix} 3 & 1 & 0 & 0 & 0 & 0 & 0 \\ 4 & 1 & 5 & 0 & 0 & 0 & 0 \\ 9 & 2 & 6 & 5 & 0 & 0 & 0 \\ 0 & 3 & 5 & 8 & 9 & 0 & 0 \\ 0 & 0 & 7 & 9 & 3 & 2 & 0 \\ 0 & 0 & 0 & 3 & 8 & 4 & 6 \\ 0 & 0 & 0 & 0 & 2 & 4 & 4 \end{pmatrix} \quad (2.4.4)$$

which has  $N = 7$ ,  $m_1 = 2$ , and  $m_2 = 1$ , is stored compactly as the  $7 \times 4$  matrix,

$$\begin{pmatrix} x & x & 3 & 1 \\ x & 4 & 1 & 5 \\ 9 & 2 & 6 & 5 \\ 3 & 5 & 8 & 9 \\ 7 & 9 & 3 & 2 \\ 3 & 8 & 4 & 6 \\ 2 & 4 & 4 & x \end{pmatrix} \quad (2.4.5)$$

Here  $x$  denotes elements that are wasted space in the compact format; these will not be referenced by any manipulations and can have arbitrary values. Notice that the diagonal of the original matrix appears in column  $m_1 + 1$ , with subdiagonal elements to its left, superdiagonal elements to its right.

The simplest manipulation of a band diagonal matrix, stored compactly, is to multiply it by a vector to its right. Although this is algorithmically trivial, you might want to study the following routine carefully, as an example of how to pull nonzero elements  $a_{ij}$  out of the compact storage format in an orderly fashion.

```
#include "nrutil.h"
```

```
void banmul(float **a, unsigned long n, int m1, int m2, float x[], float b[])
Matrix multiply  $\mathbf{b} = \mathbf{A} \cdot \mathbf{x}$ , where  $\mathbf{A}$  is band diagonal with  $m_1$  rows below the diagonal and  $m_2$  rows above. The input vector  $\mathbf{x}$  and output vector  $\mathbf{b}$  are stored as  $x[1..n]$  and  $b[1..n]$ , respectively. The array  $a[1..n][1..m_1+m_2+1]$  stores  $\mathbf{A}$  as follows: The diagonal elements are in  $a[1..n][m_1+1]$ . Subdiagonal elements are in  $a[j..n][1..m_1]$  (with  $j > 1$  appropriate to the number of elements on each subdiagonal). Superdiagonal elements are in  $a[1..j][m_1+2..m_1+m_2+1]$  with  $j < n$  appropriate to the number of elements on each superdiagonal.
```

```
{
    unsigned long i,j,k,tmploop;

    for (i=1;i<=n;i++) {
        k=i-m1-1;
        tmploop=LMIN(m1+m2+1,n-k);
        b[i]=0.0;
        for (j=LMAX(1,1-k);j<=tmploop;j++) b[i] += a[i][j]*x[j+k];
    }
}
```

It is not possible to store the  $LU$  decomposition of a band diagonal matrix  $\mathbf{A}$  quite as compactly as the compact form of  $\mathbf{A}$  itself. The decomposition (essentially by Crout's method, see §2.3) produces additional nonzero "fill-ins." One straightforward storage scheme is to return the upper triangular factor ( $U$ ) in the same space that  $\mathbf{A}$  previously occupied, and to return the lower triangular factor ( $L$ ) in a separate compact matrix of size  $N \times m_1$ . The diagonal elements of  $U$  (whose product, times  $d = \pm 1$ , gives the determinant) are returned in the first column of  $\mathbf{A}$ 's storage space.

The following routine, `bandec`, is the band-diagonal analog of `ludcmp` in §2.3:

```
#include <math.h>
#define SWAP(a,b) {dum=(a);(a)=(b);(b)=dum;}
#define TINY 1.0e-20

void bandec(float **a, unsigned long n, int m1, int m2, float **al,
            unsigned long indx[], float *d)
    Given an  $n \times n$  band diagonal matrix  $\mathbf{A}$  with  $m_1$  subdiagonal rows and  $m_2$  superdiagonal rows,
    compactly stored in the array a[1..n][1..m1+m2+1] as described in the comment for routine
    banmul, this routine constructs an  $LU$  decomposition of a rowwise permutation of  $\mathbf{A}$ . The upper
    triangular matrix replaces a, while the lower triangular matrix is returned in al[1..n][1..m1].
    indx[1..n] is an output vector which records the row permutation effected by the partial
    pivoting; d is output as  $\pm 1$  depending on whether the number of row interchanges was even
    or odd, respectively. This routine is used in combination with banbks to solve band-diagonal
    sets of equations.
{
    unsigned long i,j,k,l;
    int mm;
    float dum;

    mm=m1+m2+1;
    l=m1;
    for (i=1;i<=m1;i++) {           Rearrange the storage a bit.
        for (j=m1+2-i;j<=mm;j++) a[i][j-1]=a[i][j];
        l--;
        for (j=mm-1;j<=mm;j++) a[i][j]=0.0;
    }
    *d=1.0;
    l=m1;
    for (k=1;k<=n;k++) {           For each row...
        dum=a[k][1];
        i=k;
        if (l < n) l++;
        for (j=k+1;j<=l;j++) {     Find the pivot element.
            if (fabs(a[j][1]) > fabs(dum)) {
                dum=a[j][1];
                i=j;
            }
        }
        indx[k]=i;
        if (dum == 0.0) a[k][1]=TINY;
        Matrix is algorithmically singular, but proceed anyway with TINY pivot (desirable in
        some applications).
        if (i != k) {             Interchange rows.
            *d = -(*d);
            for (j=1;j<=mm;j++) SWAP(a[k][j],a[i][j])
        }
        for (i=k+1;i<=l;i++) {     Do the elimination.
            dum=a[i][1]/a[k][1];
            al[k][i-k]=dum;
            for (j=2;j<=mm;j++) a[i][j-1]=a[i][j]-dum*a[k][j];
            a[i][mm]=0.0;
        }
    }
}
```

Sample page from NUMERICAL RECIPES IN C: THE ART OF SCIENTIFIC COMPUTING (ISBN 0-521-43108-5)  
 Copyright (C) 1988-1992 by Cambridge University Press. Programs Copyright (C) 1988-1992 by Numerical Recipes Software.  
 Permission is granted for internet users to make one paper copy for their own personal use. Further reproduction, or any copying of machine-  
 readable files (including this one), to any server computer, is strictly prohibited. To order Numerical Recipes books or CDROMs, visit website  
<http://www.nr.com> or call 1-800-872-7423 (North America only), or send email to [directcustserv@cambridge.org](mailto:directcustserv@cambridge.org) (outside North America).

Some pivoting is possible within the storage limitations of `bandec`, and the above routine does take advantage of the opportunity. In general, when `TINY` is returned as a diagonal element of  $U$ , then the original matrix (perhaps as modified by roundoff error) is in fact singular. In this regard, `bandec` is somewhat more robust than `tridag` above, which can fail algorithmically even for nonsingular matrices; `bandec` is thus also useful (with  $m_1 = m_2 = 1$ ) for some ill-behaved tridiagonal systems.

Once the matrix  $A$  has been decomposed, any number of right-hand sides can be solved in turn by repeated calls to `banbks`, the backsubstitution routine whose analog in §2.3 is `lubksb`.

```
#define SWAP(a,b) {dum=(a);(a)=(b);(b)=dum;}

void banbks(float **a, unsigned long n, int m1, int m2, float **al,
            unsigned long indx[], float b[])
Given the arrays a, al, and indx as returned from bandec, and given a right-hand side vector
b[1..n], solves the band diagonal linear equations  $A \cdot x = b$ . The solution vector x overwrites
b[1..n]. The other input arrays are not modified, and can be left in place for successive calls
with different right-hand sides.
{
    unsigned long i,k,l;
    int mm;
    float dum;

    mm=m1+m2+1;
    l=m1;
    for (k=1;k<=n;k++) {          Forward substitution, unscrambling the permuted rows
        i=indx[k];                as we go.
        if (i != k) SWAP(b[k],b[i])
        if (l < n) l++;
        for (i=k+1;i<=l;i++) b[i] -= al[k][i-k]*b[k];
    }
    l=1;
    for (i=n;i>=1;i--) {          Backsubstitution.
        dum=b[i];
        for (k=2;k<=l;k++) dum -= a[i][k]*b[k+i-1];
        b[i]=dum/a[i][1];
        if (l < mm) l++;
    }
}
```

The routines `bandec` and `banbks` are based on the Handbook routines `bandet1` and `bansoll` in [1].

#### CITED REFERENCES AND FURTHER READING:

- Keller, H.B. 1968, *Numerical Methods for Two-Point Boundary-Value Problems* (Waltham, MA: Blaisdell), p. 74.
- Dahlquist, G., and Bjorck, A. 1974, *Numerical Methods* (Englewood Cliffs, NJ: Prentice-Hall), Example 5.4.3, p. 166.
- Ralston, A., and Rabinowitz, P. 1978, *A First Course in Numerical Analysis*, 2nd ed. (New York: McGraw-Hill), §9.11.
- Wilkinson, J.H., and Reinsch, C. 1971, *Linear Algebra*, vol. II of *Handbook for Automatic Computation* (New York: Springer-Verlag), Chapter I/6. [1]
- Golub, G.H., and Van Loan, C.F. 1989, *Matrix Computations*, 2nd ed. (Baltimore: Johns Hopkins University Press), §4.3.

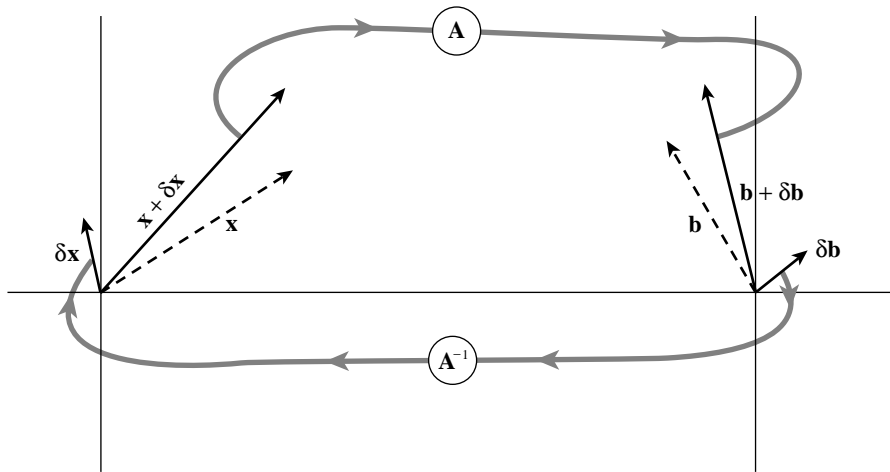


Figure 2.5.1. Iterative improvement of the solution to  $A \cdot x = b$ . The first guess  $x + \delta x$  is multiplied by  $A$  to produce  $b + \delta b$ . The known vector  $b$  is subtracted, giving  $\delta b$ . The linear set with this right-hand side is inverted, giving  $\delta x$ . This is subtracted from the first guess giving an improved solution  $x$ .

## 2.5 Iterative Improvement of a Solution to Linear Equations

Obviously it is not easy to obtain greater precision for the solution of a linear set than the precision of your computer's floating-point word. Unfortunately, for large sets of linear equations, it is not always easy to obtain precision equal to, or even comparable to, the computer's limit. In direct methods of solution, roundoff errors accumulate, and they are magnified to the extent that your matrix is close to singular. You can easily lose two or three significant figures for matrices which (you thought) were *far* from singular.

If this happens to you, there is a neat trick to restore the full machine precision, called *iterative improvement* of the solution. The theory is very straightforward (see Figure 2.5.1): Suppose that a vector  $x$  is the exact solution of the linear set

$$A \cdot x = b \quad (2.5.1)$$

You don't, however, know  $x$ . You only know some slightly wrong solution  $x + \delta x$ , where  $\delta x$  is the unknown error. When multiplied by the matrix  $A$ , your slightly wrong solution gives a product slightly discrepant from the desired right-hand side  $b$ , namely

$$A \cdot (x + \delta x) = b + \delta b \quad (2.5.2)$$

Subtracting (2.5.1) from (2.5.2) gives

$$A \cdot \delta x = \delta b \quad (2.5.3)$$

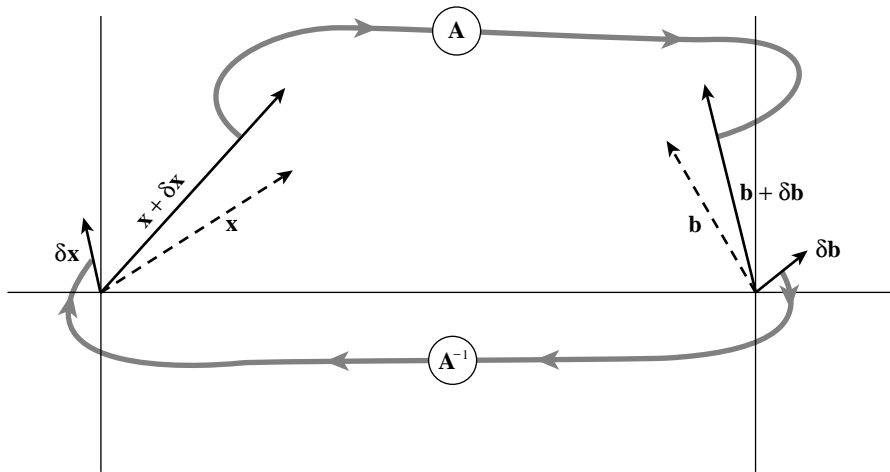


Figure 2.5.1. Iterative improvement of the solution to  $A \cdot x = b$ . The first guess  $x + \delta x$  is multiplied by  $A$  to produce  $b + \delta b$ . The known vector  $b$  is subtracted, giving  $\delta b$ . The linear set with this right-hand side is inverted, giving  $\delta x$ . This is subtracted from the first guess giving an improved solution  $x$ .

## 2.5 Iterative Improvement of a Solution to Linear Equations

Obviously it is not easy to obtain greater precision for the solution of a linear set than the precision of your computer's floating-point word. Unfortunately, for large sets of linear equations, it is not always easy to obtain precision equal to, or even comparable to, the computer's limit. In direct methods of solution, roundoff errors accumulate, and they are magnified to the extent that your matrix is close to singular. You can easily lose two or three significant figures for matrices which (you thought) were *far* from singular.

If this happens to you, there is a neat trick to restore the full machine precision, called *iterative improvement* of the solution. The theory is very straightforward (see Figure 2.5.1): Suppose that a vector  $x$  is the exact solution of the linear set

$$A \cdot x = b \quad (2.5.1)$$

You don't, however, know  $x$ . You only know some slightly wrong solution  $x + \delta x$ , where  $\delta x$  is the unknown error. When multiplied by the matrix  $A$ , your slightly wrong solution gives a product slightly discrepant from the desired right-hand side  $b$ , namely

$$A \cdot (x + \delta x) = b + \delta b \quad (2.5.2)$$

Subtracting (2.5.1) from (2.5.2) gives

$$A \cdot \delta x = \delta b \quad (2.5.3)$$

But (2.5.2) can also be solved, trivially, for  $\delta\mathbf{b}$ . Substituting this into (2.5.3) gives

$$\mathbf{A} \cdot \delta\mathbf{x} = \mathbf{A} \cdot (\mathbf{x} + \delta\mathbf{x}) - \mathbf{b} \quad (2.5.4)$$

In this equation, the whole right-hand side is known, since  $\mathbf{x} + \delta\mathbf{x}$  is the wrong solution that you want to improve. It is essential to calculate the right-hand side in double precision, since there will be a lot of cancellation in the subtraction of  $\mathbf{b}$ . Then, we need only solve (2.5.4) for the error  $\delta\mathbf{x}$ , then subtract this from the wrong solution to get an improved solution.

An important extra benefit occurs if we obtained the original solution by *LU* decomposition. In this case we already have the *LU* decomposed form of  $\mathbf{A}$ , and all we need do to solve (2.5.4) is compute the right-hand side and backsubstitute!

The code to do all this is concise and straightforward:

```
#include "nrutil.h"

void mprove(float **a, float **alud, int n, int indx[], float b[], float x[])
Improves a solution vector x[1..n] of the linear set of equations A · X = B. The matrix
a[1..n][1..n], and the vectors b[1..n] and x[1..n] are input, as is the dimension n.
Also input is alud[1..n][1..n], the LU decomposition of a as returned by ludcmp, and
the vector indx[1..n] also returned by that routine. On output, only x[1..n] is modified,
to an improved set of values.
{
    void lubksb(float **a, int n, int *indx, float b[]);
    int j,i;
    double sdp;
    float *r;

    r=vector(1,n);
    for (i=1;i<=n;i++) {
        sdp = -b[i];
        for (j=1;j<=n;j++) sdp += a[i][j]*x[j];
        r[i]=sdp;
    }
    lubksb(alud,n,indx,r);
    for (i=1;i<=n;i++) x[i] -= r[i];
    free_vector(r,1,n);
}
```

You should note that the routine `ludcmp` in §2.3 destroys the input matrix as it *LU* decomposes it. Since iterative improvement requires *both* the original matrix and its *LU* decomposition, you will need to copy  $\mathbf{A}$  before calling `ludcmp`. Likewise `lubksb` destroys  $\mathbf{b}$  in obtaining  $\mathbf{x}$ , so make a copy of  $\mathbf{b}$  also. If you don't mind this extra storage, iterative improvement is *highly* recommended: It is a process of order only  $N^2$  operations (multiply vector by matrix, and backsubstitute — see discussion following equation 2.3.7); it never hurts; and it can really give you your money's worth if it saves an otherwise ruined solution on which you have already spent of order  $N^3$  operations.

You can call `mprove` several times in succession if you want. Unless you are starting quite far from the true solution, one call is generally enough; but a second call to verify convergence can be reassuring.



## More on Iterative Improvement

It is illuminating (and will be useful later in the book) to give a somewhat more solid analytical foundation for equation (2.5.4), and also to give some additional results. Implicit in the previous discussion was the notion that the solution vector  $\mathbf{x} + \delta\mathbf{x}$  has an error term; but we neglected the fact that the  $LU$  decomposition of  $\mathbf{A}$  is itself not exact.

A different analytical approach starts with some matrix  $\mathbf{B}_0$  that is assumed to be an *approximate* inverse of the matrix  $\mathbf{A}$ , so that  $\mathbf{B}_0 \cdot \mathbf{A}$  is approximately the identity matrix  $\mathbf{1}$ . Define the *residual matrix*  $\mathbf{R}$  of  $\mathbf{B}_0$  as

$$\mathbf{R} \equiv \mathbf{1} - \mathbf{B}_0 \cdot \mathbf{A} \quad (2.5.5)$$

which is supposed to be “small” (we will be more precise below). Note that therefore

$$\mathbf{B}_0 \cdot \mathbf{A} = \mathbf{1} - \mathbf{R} \quad (2.5.6)$$

Next consider the following formal manipulation:

$$\begin{aligned} \mathbf{A}^{-1} &= \mathbf{A}^{-1} \cdot (\mathbf{B}_0^{-1} \cdot \mathbf{B}_0) = (\mathbf{A}^{-1} \cdot \mathbf{B}_0^{-1}) \cdot \mathbf{B}_0 = (\mathbf{B}_0 \cdot \mathbf{A})^{-1} \cdot \mathbf{B}_0 \\ &= (\mathbf{1} - \mathbf{R})^{-1} \cdot \mathbf{B}_0 = (\mathbf{1} + \mathbf{R} + \mathbf{R}^2 + \mathbf{R}^3 + \dots) \cdot \mathbf{B}_0 \end{aligned} \quad (2.5.7)$$

We can define the  $n$ th partial sum of the last expression by

$$\mathbf{B}_n \equiv (\mathbf{1} + \mathbf{R} + \dots + \mathbf{R}^n) \cdot \mathbf{B}_0 \quad (2.5.8)$$

so that  $\mathbf{B}_\infty \rightarrow \mathbf{A}^{-1}$ , if the limit exists.

It now is straightforward to verify that equation (2.5.8) satisfies some interesting recurrence relations. As regards solving  $\mathbf{A} \cdot \mathbf{x} = \mathbf{b}$ , where  $\mathbf{x}$  and  $\mathbf{b}$  are vectors, define

$$\mathbf{x}_n \equiv \mathbf{B}_n \cdot \mathbf{b} \quad (2.5.9)$$

Then it is easy to show that

$$\mathbf{x}_{n+1} = \mathbf{x}_n + \mathbf{B}_0 \cdot (\mathbf{b} - \mathbf{A} \cdot \mathbf{x}_n) \quad (2.5.10)$$

This is immediately recognizable as equation (2.5.4), with  $-\delta\mathbf{x} = \mathbf{x}_{n+1} - \mathbf{x}_n$ , and with  $\mathbf{B}_0$  taking the role of  $\mathbf{A}^{-1}$ . We see, therefore, that equation (2.5.4) does not require that the  $LU$  decomposition of  $\mathbf{A}$  be exact, but only that the implied residual  $\mathbf{R}$  be small. In rough terms, if the residual is smaller than the square root of your computer’s roundoff error, then after one application of equation (2.5.10) (that is, going from  $\mathbf{x}_0 \equiv \mathbf{B}_0 \cdot \mathbf{b}$  to  $\mathbf{x}_1$ ) the first neglected term, of order  $\mathbf{R}^2$ , will be smaller than the roundoff error. Equation (2.5.10), like equation (2.5.4), moreover, can be applied more than once, since it uses only  $\mathbf{B}_0$ , and not any of the higher  $\mathbf{B}$ ’s.

A much more surprising recurrence which follows from equation (2.5.8) is one that more than *doubles* the order  $n$  at each stage:

$$\mathbf{B}_{2n+1} = 2\mathbf{B}_n - \mathbf{B}_n \cdot \mathbf{A} \cdot \mathbf{B}_n \quad n = 0, 1, 3, 7, \dots \quad (2.5.11)$$

Repeated application of equation (2.5.11), from a suitable starting matrix  $\mathbf{B}_0$ , converges *quadratically* to the unknown inverse matrix  $\mathbf{A}^{-1}$  (see §9.4 for the definition of “quadratically”). Equation (2.5.11) goes by various names, including *Schultz’s Method* and *Hotelling’s Method*; see Pan and Reif [1] for references. In fact, equation (2.5.11) is simply the iterative Newton-Raphson method of root-finding (§9.4) applied to matrix inversion.

Before you get too excited about equation (2.5.11), however, you should notice that it involves two full matrix multiplications at each iteration. Each matrix multiplication involves  $N^3$  adds and multiplies. But we already saw in §§2.1–2.3 that direct inversion of  $\mathbf{A}$  requires only  $N^3$  adds and  $N^3$  multiplies *in toto*. Equation (2.5.11) is therefore practical only when special circumstances allow it to be evaluated much more rapidly than is the case for general matrices. We will meet such circumstances later, in §13.10.

In the spirit of delayed gratification, let us nevertheless pursue the two related issues: When does the series in equation (2.5.7) converge; and what is a suitable initial guess  $\mathbf{B}_0$  (if, for example, an initial  $LU$  decomposition is not feasible)?

We can define the norm of a matrix as the largest amplification of length that it is able to induce on a vector,

$$\|\mathbf{R}\| \equiv \max_{\mathbf{v} \neq 0} \frac{|\mathbf{R} \cdot \mathbf{v}|}{|\mathbf{v}|} \quad (2.5.12)$$

If we let equation (2.5.7) act on some arbitrary right-hand side  $\mathbf{b}$ , as one wants a matrix inverse to do, it is obvious that a sufficient condition for convergence is

$$\|\mathbf{R}\| < 1 \quad (2.5.13)$$

Pan and Reif [1] point out that a suitable initial guess for  $\mathbf{B}_0$  is any sufficiently small constant  $\epsilon$  times the matrix transpose of  $\mathbf{A}$ , that is,

$$\mathbf{B}_0 = \epsilon \mathbf{A}^T \quad \text{or} \quad \mathbf{R} = \mathbf{1} - \epsilon \mathbf{A}^T \cdot \mathbf{A} \quad (2.5.14)$$

To see why this is so involves concepts from Chapter 11; we give here only the briefest sketch:  $\mathbf{A}^T \cdot \mathbf{A}$  is a symmetric, positive definite matrix, so it has real, positive eigenvalues. In its diagonal representation,  $\mathbf{R}$  takes the form

$$\mathbf{R} = \text{diag}(1 - \epsilon \lambda_1, 1 - \epsilon \lambda_2, \dots, 1 - \epsilon \lambda_N) \quad (2.5.15)$$

where all the  $\lambda_i$ 's are positive. Evidently any  $\epsilon$  satisfying  $0 < \epsilon < 2/(\max_i \lambda_i)$  will give  $\|\mathbf{R}\| < 1$ . It is not difficult to show that the optimal choice for  $\epsilon$ , giving the most rapid convergence for equation (2.5.11), is

$$\epsilon = 2/(\max_i \lambda_i + \min_i \lambda_i) \quad (2.5.16)$$

Rarely does one know the eigenvalues of  $\mathbf{A}^T \cdot \mathbf{A}$  in equation (2.5.16). Pan and Reif derive several interesting bounds, which are computable directly from  $\mathbf{A}$ . The following choices guarantee the convergence of  $\mathbf{B}_n$  as  $n \rightarrow \infty$ ,

$$\epsilon \leq 1 / \sum_{j,k} a_{jk}^2 \quad \text{or} \quad \epsilon \leq 1 / \left( \max_i \sum_j |a_{ij}| \times \max_j \sum_i |a_{ij}| \right) \quad (2.5.17)$$

The latter expression is truly a remarkable formula, which Pan and Reif derive by noting that the vector norm in equation (2.5.12) need not be the usual  $L_2$  norm, but can instead be either the  $L_\infty$  (max) norm, or the  $L_1$  (absolute value) norm. See their work for details.

Another approach, with which we have had some success, is to estimate the largest eigenvalue statistically, by calculating  $s_i \equiv |\mathbf{A} \cdot \mathbf{v}_i|^2$  for several unit vector  $\mathbf{v}_i$ 's with randomly chosen directions in  $N$ -space. The largest eigenvalue  $\lambda$  can then be bounded by the maximum of  $2 \max s_i$  and  $2N \text{Var}(s_i) / \mu(s_i)$ , where  $\text{Var}$  and  $\mu$  denote the sample variance and mean, respectively.

#### CITED REFERENCES AND FURTHER READING:

- Johnson, L.W., and Riess, R.D. 1982, *Numerical Analysis*, 2nd ed. (Reading, MA: Addison-Wesley), §2.3.4, p. 55.
- Golub, G.H., and Van Loan, C.F. 1989, *Matrix Computations*, 2nd ed. (Baltimore: Johns Hopkins University Press), p. 74.
- Dahlquist, G., and Bjorck, A. 1974, *Numerical Methods* (Englewood Cliffs, NJ: Prentice-Hall), §5.5.6, p. 183.
- Forsythe, G.E., and Moler, C.B. 1967, *Computer Solution of Linear Algebraic Systems* (Englewood Cliffs, NJ: Prentice-Hall), Chapter 13.
- Ralston, A., and Rabinowitz, P. 1978, *A First Course in Numerical Analysis*, 2nd ed. (New York: McGraw-Hill), §9.5, p. 437.
- Pan, V., and Reif, J. 1985, in Proceedings of the Seventeenth Annual ACM Symposium on Theory of Computing (New York: Association for Computing Machinery). [1]





or as a tableau,

$$\begin{aligned} \left( \begin{array}{c} \mathbf{U}^T \end{array} \right) \cdot \left( \begin{array}{c} \mathbf{U} \end{array} \right) &= \left( \begin{array}{c} \mathbf{V}^T \end{array} \right) \cdot \left( \begin{array}{c} \mathbf{V} \end{array} \right) \\ &= \left( \begin{array}{c} \mathbf{1} \end{array} \right) \end{aligned} \quad (2.6.4)$$

Since  $\mathbf{V}$  is square, it is also row-orthonormal,  $\mathbf{V} \cdot \mathbf{V}^T = \mathbf{1}$ .

The SVD decomposition can also be carried out when  $M < N$ . In this case the singular values  $w_j$  for  $j = M + 1, \dots, N$  are all zero, and the corresponding columns of  $\mathbf{U}$  are also zero. Equation (2.6.2) then holds only for  $k, n \leq M$ .

The decomposition (2.6.1) can always be done, no matter how singular the matrix is, and it is “almost” unique. That is to say, it is unique up to (i) making the same permutation of the columns of  $\mathbf{U}$ , elements of  $\mathbf{W}$ , and columns of  $\mathbf{V}$  (or rows of  $\mathbf{V}^T$ ), or (ii) forming linear combinations of any columns of  $\mathbf{U}$  and  $\mathbf{V}$  whose corresponding elements of  $\mathbf{W}$  happen to be exactly equal. An important consequence of the permutation freedom is that for the case  $M < N$ , a numerical algorithm for the decomposition need not return zero  $w_j$ 's for  $j = M + 1, \dots, N$ ; the  $N - M$  zero singular values can be scattered among all positions  $j = 1, 2, \dots, N$ .

At the end of this section, we give a routine, `svdcmp`, that performs SVD on an arbitrary matrix  $\mathbf{A}$ , replacing it by  $\mathbf{U}$  (they are the same shape) and giving back  $\mathbf{W}$  and  $\mathbf{V}$  separately. The routine `svdcmp` is based on a routine by Forsythe et al. [1], which is in turn based on the original routine of Golub and Reinsch, found, in various forms, in [2-4] and elsewhere. These references include extensive discussion of the algorithm used. As much as we dislike the use of black-box routines, we are going to ask you to accept this one, since it would take us too far afield to cover its necessary background material here. Suffice it to say that the algorithm is very stable, and that it is very unusual for it ever to misbehave. Most of the concepts that enter the algorithm (Householder reduction to bidiagonal form, diagonalization by  $QR$  procedure with shifts) will be discussed further in Chapter 11.

If you are as suspicious of black boxes as we are, you will want to verify yourself that `svdcmp` does what we say it does. That is very easy to do: Generate an arbitrary matrix  $\mathbf{A}$ , call the routine, and then verify by matrix multiplication that (2.6.1) and (2.6.4) are satisfied. Since these two equations are the only defining requirements for SVD, this procedure is (for the chosen  $\mathbf{A}$ ) a complete end-to-end check.

Now let us find out what SVD is good for.

## SVD of a Square Matrix

If the matrix  $\mathbf{A}$  is square,  $N \times N$  say, then  $\mathbf{U}$ ,  $\mathbf{V}$ , and  $\mathbf{W}$  are all square matrices of the same size. Their inverses are also trivial to compute:  $\mathbf{U}$  and  $\mathbf{V}$  are orthogonal, so their inverses are equal to their transposes;  $\mathbf{W}$  is diagonal, so its inverse is the diagonal matrix whose elements are the reciprocals of the elements  $w_j$ . From (2.6.1) it now follows immediately that the inverse of  $\mathbf{A}$  is

$$\mathbf{A}^{-1} = \mathbf{V} \cdot [\text{diag}(1/w_j)] \cdot \mathbf{U}^T \quad (2.6.5)$$

The only thing that can go wrong with this construction is for one of the  $w_j$ 's to be zero, or (numerically) for it to be so small that its value is dominated by roundoff error and therefore unknowable. If more than one of the  $w_j$ 's have this problem, then the matrix is even more singular. So, first of all, SVD gives you a clear diagnosis of the situation.

Formally, the *condition number* of a matrix is defined as the ratio of the largest (in magnitude) of the  $w_j$ 's to the smallest of the  $w_j$ 's. A matrix is singular if its condition number is infinite, and it is *ill-conditioned* if its condition number is too large, that is, if its reciprocal approaches the machine's floating-point precision (for example, less than  $10^{-6}$  for single precision or  $10^{-12}$  for double).

For singular matrices, the concepts of *nullspace* and *range* are important. Consider the familiar set of simultaneous equations

$$\mathbf{A} \cdot \mathbf{x} = \mathbf{b} \quad (2.6.6)$$

where  $\mathbf{A}$  is a square matrix,  $\mathbf{b}$  and  $\mathbf{x}$  are vectors. Equation (2.6.6) defines  $\mathbf{A}$  as a linear mapping from the vector space  $\mathbf{x}$  to the vector space  $\mathbf{b}$ . If  $\mathbf{A}$  is singular, then there is some subspace of  $\mathbf{x}$ , called the nullspace, that is mapped to zero,  $\mathbf{A} \cdot \mathbf{x} = 0$ . The dimension of the nullspace (the number of linearly independent vectors  $\mathbf{x}$  that can be found in it) is called the *nullity* of  $\mathbf{A}$ .

Now, there is also some subspace of  $\mathbf{b}$  that can be "reached" by  $\mathbf{A}$ , in the sense that there exists some  $\mathbf{x}$  which is mapped there. This subspace of  $\mathbf{b}$  is called the range of  $\mathbf{A}$ . The dimension of the range is called the *rank* of  $\mathbf{A}$ . If  $\mathbf{A}$  is nonsingular, then its range will be all of the vector space  $\mathbf{b}$ , so its rank is  $N$ . If  $\mathbf{A}$  is singular, then the rank will be less than  $N$ . In fact, the relevant theorem is "rank plus nullity equals  $N$ ."

What has this to do with SVD? SVD explicitly constructs orthonormal bases for the nullspace and range of a matrix. Specifically, the columns of  $\mathbf{U}$  whose same-numbered elements  $w_j$  are *nonzero* are an orthonormal set of basis vectors that span the range; the columns of  $\mathbf{V}$  whose same-numbered elements  $w_j$  are *zero* are an orthonormal basis for the nullspace.

Now let's have another look at solving the set of simultaneous linear equations (2.6.6) in the case that  $\mathbf{A}$  is singular. First, the set of *homogeneous* equations, where  $\mathbf{b} = 0$ , is solved immediately by SVD: Any column of  $\mathbf{V}$  whose corresponding  $w_j$  is zero yields a solution.

When the vector  $\mathbf{b}$  on the right-hand side is not zero, the important question is whether it lies in the range of  $\mathbf{A}$  or not. If it does, then the singular set of equations *does* have a solution  $\mathbf{x}$ ; in fact it has more than one solution, since any vector in the nullspace (any column of  $\mathbf{V}$  with a corresponding zero  $w_j$ ) can be added to  $\mathbf{x}$  in any linear combination.

If we want to single out one particular member of this solution-set of vectors as a representative, we might want to pick the one with the smallest length  $|\mathbf{x}|^2$ . Here is how to find that vector using SVD: Simply *replace*  $1/w_j$  by zero if  $w_j = 0$ . (It is not very often that one gets to set  $\infty = 0$  !) Then compute (working from right to left)

$$\mathbf{x} = \mathbf{V} \cdot [\text{diag}(1/w_j)] \cdot (\mathbf{U}^T \cdot \mathbf{b}) \quad (2.6.7)$$

This will be the solution vector of smallest length; the columns of  $\mathbf{V}$  that are in the nullspace complete the specification of the solution set.

Proof: Consider  $|\mathbf{x} + \mathbf{x}'|$ , where  $\mathbf{x}'$  lies in the nullspace. Then, if  $\mathbf{W}^{-1}$  denotes the modified inverse of  $\mathbf{W}$  with some elements zeroed,

$$\begin{aligned} |\mathbf{x} + \mathbf{x}'| &= |\mathbf{V} \cdot \mathbf{W}^{-1} \cdot \mathbf{U}^T \cdot \mathbf{b} + \mathbf{x}'| \\ &= |\mathbf{V} \cdot (\mathbf{W}^{-1} \cdot \mathbf{U}^T \cdot \mathbf{b} + \mathbf{V}^T \cdot \mathbf{x}')| \\ &= |\mathbf{W}^{-1} \cdot \mathbf{U}^T \cdot \mathbf{b} + \mathbf{V}^T \cdot \mathbf{x}'| \end{aligned} \quad (2.6.8)$$

Here the first equality follows from (2.6.7), the second and third from the orthonormality of  $\mathbf{V}$ . If you now examine the two terms that make up the sum on the right-hand side, you will see that the first one has nonzero  $j$  components only where  $w_j \neq 0$ , while the second one, since  $\mathbf{x}'$  is in the nullspace, has nonzero  $j$  components only where  $w_j = 0$ . Therefore the minimum length obtains for  $\mathbf{x}' = 0$ , q.e.d.

If  $\mathbf{b}$  is not in the range of the singular matrix  $\mathbf{A}$ , then the set of equations (2.6.6) has no solution. But here is some good news: If  $\mathbf{b}$  is not in the range of  $\mathbf{A}$ , then equation (2.6.7) can still be used to construct a “solution” vector  $\mathbf{x}$ . This vector  $\mathbf{x}$  will not exactly solve  $\mathbf{A} \cdot \mathbf{x} = \mathbf{b}$ . But, among all possible vectors  $\mathbf{x}$ , it will do the closest possible job in the least squares sense. In other words (2.6.7) finds

$$\mathbf{x} \quad \text{which minimizes} \quad r \equiv |\mathbf{A} \cdot \mathbf{x} - \mathbf{b}| \quad (2.6.9)$$

The number  $r$  is called the *residual* of the solution.

The proof is similar to (2.6.8): Suppose we modify  $\mathbf{x}$  by adding some arbitrary  $\mathbf{x}'$ . Then  $\mathbf{A} \cdot \mathbf{x} - \mathbf{b}$  is modified by adding some  $\mathbf{b}' \equiv \mathbf{A} \cdot \mathbf{x}'$ . Obviously  $\mathbf{b}'$  is in the range of  $\mathbf{A}$ . We then have

$$\begin{aligned} |\mathbf{A} \cdot \mathbf{x} - \mathbf{b} + \mathbf{b}'| &= |(\mathbf{U} \cdot \mathbf{W} \cdot \mathbf{V}^T) \cdot (\mathbf{V} \cdot \mathbf{W}^{-1} \cdot \mathbf{U}^T \cdot \mathbf{b}) - \mathbf{b} + \mathbf{b}'| \\ &= |(\mathbf{U} \cdot \mathbf{W} \cdot \mathbf{W}^{-1} \cdot \mathbf{U}^T - 1) \cdot \mathbf{b} + \mathbf{b}'| \\ &= |\mathbf{U} \cdot [(\mathbf{W} \cdot \mathbf{W}^{-1} - 1) \cdot \mathbf{U}^T \cdot \mathbf{b} + \mathbf{U}^T \cdot \mathbf{b}']| \\ &= |(\mathbf{W} \cdot \mathbf{W}^{-1} - 1) \cdot \mathbf{U}^T \cdot \mathbf{b} + \mathbf{U}^T \cdot \mathbf{b}'| \end{aligned} \quad (2.6.10)$$

Now,  $(\mathbf{W} \cdot \mathbf{W}^{-1} - 1)$  is a diagonal matrix which has nonzero  $j$  components only for  $w_j = 0$ , while  $\mathbf{U}^T \mathbf{b}'$  has nonzero  $j$  components only for  $w_j \neq 0$ , since  $\mathbf{b}'$  lies in the range of  $\mathbf{A}$ . Therefore the minimum obtains for  $\mathbf{b}' = 0$ , q.e.d.

Figure 2.6.1 summarizes our discussion of SVD thus far.

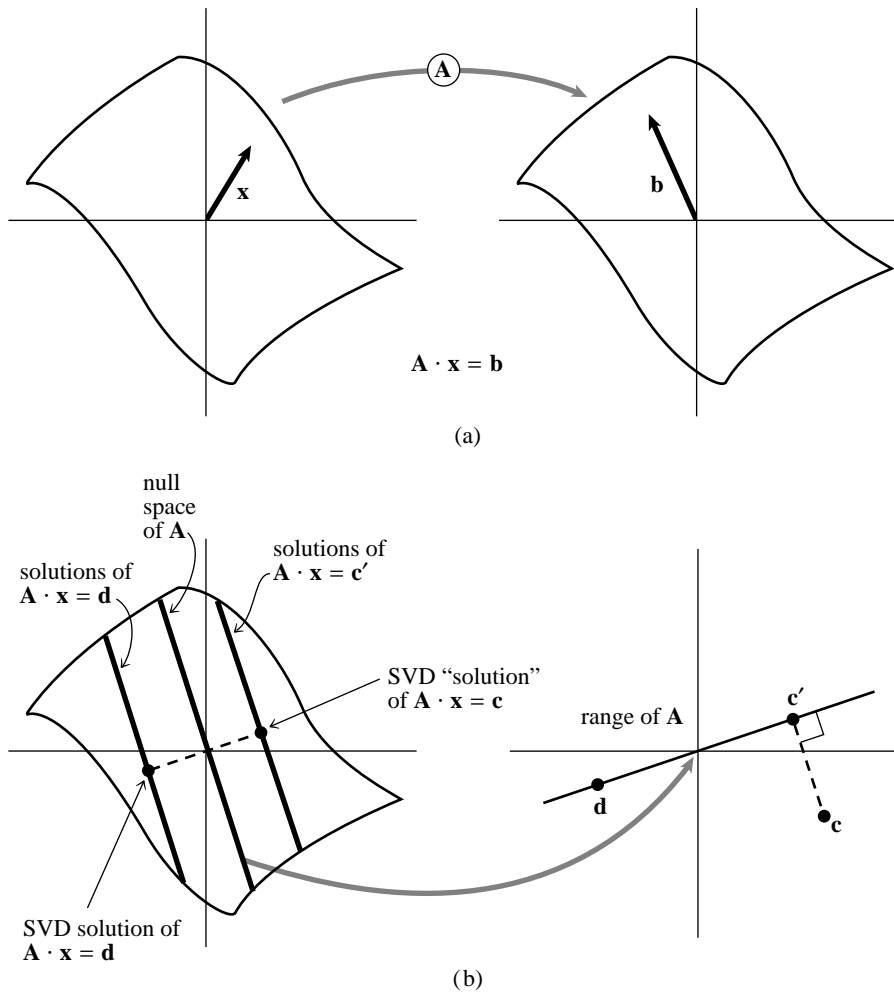


Figure 2.6.1. (a) A nonsingular matrix  $A$  maps a vector space into one of the same dimension. The vector  $x$  is mapped into  $b$ , so that  $x$  satisfies the equation  $A \cdot x = b$ . (b) A singular matrix  $A$  maps a vector space into one of lower dimensionality, here a plane into a line, called the “range” of  $A$ . The “nullspace” of  $A$  is mapped to zero. The solutions of  $A \cdot x = d$  consist of any one particular solution plus any vector in the nullspace, here forming a line parallel to the nullspace. Singular value decomposition (SVD) selects the particular solution closest to zero, as shown. The point  $c$  lies outside of the range of  $A$ , so  $A \cdot x = c$  has no solution. SVD finds the least-squares best compromise solution, namely a solution of  $A \cdot x = c'$ , as shown.

In the discussion since equation (2.6.6), we have been pretending that a matrix either is singular or else isn't. That is of course true analytically. Numerically, however, the far more common situation is that some of the  $w_j$ 's are very small but nonzero, so that the matrix is ill-conditioned. In that case, the direct solution methods of  $LU$  decomposition or Gaussian elimination may actually give a formal solution to the set of equations (that is, a zero pivot may not be encountered); but the solution vector may have wildly large components whose algebraic cancellation, when multiplying by the matrix  $A$ , may give a very poor approximation to the right-hand vector  $b$ . In such cases, the solution vector  $x$  obtained by *zeroing* the

Sample page from NUMERICAL RECIPES IN C: THE ART OF SCIENTIFIC COMPUTING (ISBN 0-521-43108-5)  
 Copyright (C) 1988-1992 by Cambridge University Press. Programs Copyright (C) 1988-1992 by Numerical Recipes Software.  
 Permission is granted for internet users to make one paper copy for their own personal use. Further reproduction, or any copying of machine-readable files (including this one), to any server computer, is strictly prohibited. To order Numerical Recipes books or CDROMs, visit website <http://www.nr.com> or call 1-800-872-7423 (North America only), or send email to [directcustserv@cambridge.org](mailto:directcustserv@cambridge.org) (outside North America).



small  $w_j$ 's and then using equation (2.6.7) is very often better (in the sense of the residual  $|\mathbf{A} \cdot \mathbf{x} - \mathbf{b}|$  being smaller) than *both* the direct-method solution *and* the SVD solution where the small  $w_j$ 's are left nonzero.

It may seem paradoxical that this can be so, since zeroing a singular value corresponds to throwing away one linear combination of the set of equations that we are trying to solve. The resolution of the paradox is that we are throwing away precisely a combination of equations that is so corrupted by roundoff error as to be at best useless; usually it is worse than useless since it “pulls” the solution vector way off towards infinity along some direction that is almost a nullspace vector. In doing this, it compounds the roundoff problem and makes the residual  $|\mathbf{A} \cdot \mathbf{x} - \mathbf{b}|$  larger.

SVD cannot be applied blindly, then. You have to exercise some discretion in deciding at what threshold to zero the small  $w_j$ 's, and/or you have to have some idea what size of computed residual  $|\mathbf{A} \cdot \mathbf{x} - \mathbf{b}|$  is acceptable.

As an example, here is a “backsubstitution” routine `svbksb` for evaluating equation (2.6.7) and obtaining a solution vector  $\mathbf{x}$  from a right-hand side  $\mathbf{b}$ , given that the SVD of a matrix  $\mathbf{A}$  has already been calculated by a call to `svdcmp`. Note that this routine presumes that *you* have already zeroed the small  $w_j$ 's. It does not do this for you. If you *haven't* zeroed the small  $w_j$ 's, then this routine is just as ill-conditioned as any direct method, and you are misusing SVD.

```
#include "nrutil.h"

void svbksb(float **u, float w[], float **v, int m, int n, float b[], float x[])
Solves  $A \cdot X = B$  for a vector  $X$ , where  $A$  is specified by the arrays u[1..m][1..n], w[1..n], v[1..n][1..n] as returned by svdcmp. m and n are the dimensions of a, and will be equal for square matrices. b[1..m] is the input right-hand side. x[1..n] is the output solution vector. No input quantities are destroyed, so the routine may be called sequentially with different b's.
{
    int jj,j,i;
    float s,*tmp;

    tmp=vector(1,n);
    for (j=1;j<=n;j++) {          Calculate  $U^T B$ .
        s=0.0;
        if (w[j]) {              Nonzero result only if  $w_j$  is nonzero.
            for (i=1;i<=m;i++) s += u[i][j]*b[i];
            s /= w[j];           This is the divide by  $w_j$ .
        }
        tmp[j]=s;
    }
    for (j=1;j<=n;j++) {          Matrix multiply by  $V$  to get answer.
        s=0.0;
        for (jj=1;jj<=n;jj++) s += v[j][jj]*tmp[jj];
        x[j]=s;
    }
    free_vector(tmp,1,n);
}
```

Note that a typical use of `svdcmp` and `svbksb` superficially resembles the typical use of `ludcmp` and `lubksb`: In both cases, you decompose the left-hand matrix  $\mathbf{A}$  just once, and then can use the decomposition either once or many times with different right-hand sides. The crucial difference is the “editing” of the singular values before `svbksb` is called:



given by (2.6.7), which, with nonsquare matrices, looks like this,

$$\begin{pmatrix} \mathbf{x} \end{pmatrix} = \begin{pmatrix} \mathbf{V} \end{pmatrix} \cdot \begin{pmatrix} \text{diag}(1/w_j) \end{pmatrix} \cdot \begin{pmatrix} \mathbf{U}^T \end{pmatrix} \cdot \begin{pmatrix} \mathbf{b} \end{pmatrix} \quad (2.6.12)$$

In general, the matrix  $\mathbf{W}$  will not be singular, and no  $w_j$ 's will need to be set to zero. Occasionally, however, there might be column degeneracies in  $\mathbf{A}$ . In this case you will need to zero some small  $w_j$  values after all. The corresponding column in  $\mathbf{V}$  gives the linear combination of  $\mathbf{x}$ 's that is then ill-determined even by the supposedly overdetermined set.

Sometimes, although you do not need to zero any  $w_j$ 's for *computational* reasons, you may nevertheless want to take note of any that are unusually small: Their corresponding columns in  $\mathbf{V}$  are linear combinations of  $\mathbf{x}$ 's which are insensitive to your data. In fact, you may then wish to zero these  $w_j$ 's, to reduce the number of free parameters in the fit. These matters are discussed more fully in Chapter 15.

### Constructing an Orthonormal Basis

Suppose that you have  $N$  vectors in an  $M$ -dimensional vector space, with  $N \leq M$ . Then the  $N$  vectors span some subspace of the full vector space. Often you want to construct an orthonormal set of  $N$  vectors that span the same subspace. The textbook way to do this is by Gram-Schmidt orthogonalization, starting with one vector and then expanding the subspace one dimension at a time. Numerically, however, because of the build-up of roundoff errors, naive Gram-Schmidt orthogonalization is *terrible*.

The right way to construct an orthonormal basis for a subspace is by SVD: Form an  $M \times N$  matrix  $\mathbf{A}$  whose  $N$  columns are your vectors. Run the matrix through `svdcmp`. The columns of the matrix  $\mathbf{U}$  (which in fact replaces  $\mathbf{A}$  on output from `svdcmp`) are your desired orthonormal basis vectors.

You might also want to check the output  $w_j$ 's for zero values. If any occur, then the spanned subspace was not, in fact,  $N$  dimensional; the columns of  $\mathbf{U}$  corresponding to zero  $w_j$ 's should be discarded from the orthonormal basis set.

(QR factorization, discussed in §2.10, also constructs an orthonormal basis, see [5].)

### Approximation of Matrices

Note that equation (2.6.1) can be rewritten to express any matrix  $A_{ij}$  as a sum of outer products of columns of  $\mathbf{U}$  and rows of  $\mathbf{V}^T$ , with the "weighting factors" being the singular values  $w_j$ ,

$$A_{ij} = \sum_{k=1}^N w_k U_{ik} V_{jk} \quad (2.6.13)$$

If you ever encounter a situation where *most* of the singular values  $w_j$  of a matrix  $\mathbf{A}$  are very small, then  $\mathbf{A}$  will be well-approximated by only a few terms in the sum (2.6.13). This means that you have to store only a few columns of  $\mathbf{U}$  and  $\mathbf{V}$  (the same  $k$  ones) and you will be able to recover, with good accuracy, the whole matrix.

Note also that it is very efficient to multiply such an approximated matrix by a vector  $\mathbf{x}$ : You just dot  $\mathbf{x}$  with each of the stored columns of  $\mathbf{V}$ , multiply the resulting scalar by the corresponding  $w_k$ , and accumulate that multiple of the corresponding column of  $\mathbf{U}$ . If your matrix is approximated by a small number  $K$  of singular values, then this computation of  $\mathbf{A} \cdot \mathbf{x}$  takes only about  $K(M + N)$  multiplications, instead of  $MN$  for the full matrix.

## SVD Algorithm

Here is the algorithm for constructing the singular value decomposition of any matrix. See §11.2–§11.3, and also [4-5], for discussion relating to the underlying method.

```
#include <math.h>
#include "nrutil.h"

void svdcmp(float **a, int m, int n, float w[], float **v)
Given a matrix a[1..m][1..n], this routine computes its singular value decomposition,  $A = U \cdot W \cdot V^T$ . The matrix  $U$  replaces a on output. The diagonal matrix of singular values  $W$  is output as a vector w[1..n]. The matrix  $V$  (not the transpose  $V^T$ ) is output as v[1..n][1..n].
{
    float pythag(float a, float b);
    int flag,i,its,j,jj,k,l,nm;
    float anorm,c,f,g,h,s,scale,x,y,z,*rv1;

    rv1=vector(1,n);
    g=scale=anorm=0.0;
    for (i=1;i<=n;i++) {
        l=i+1;
        rv1[i]=scale*g;
        g=s=scale=0.0;
        if (i <= m) {
            for (k=i;k<=m;k++) scale += fabs(a[k][i]);
            if (scale) {
                for (k=i;k<=m;k++) {
                    a[k][i] /= scale;
                    s += a[k][i]*a[k][i];
                }
                f=a[i][i];
                g = -SIGN(sqrt(s),f);
                h=f*g-s;
                a[i][i]=f-g;
                for (j=l;j<=n;j++) {
                    for (s=0.0,k=i;k<=m;k++) s += a[k][i]*a[k][j];
                    f=s/h;
                    for (k=i;k<=m;k++) a[k][j] += f*a[k][i];
                }
                for (k=i;k<=m;k++) a[k][i] *= scale;
            }
        }
        w[i]=scale *g;
        g=s=scale=0.0;
        if (i <= m && i != n) {
            for (k=l;k<=n;k++) scale += fabs(a[i][k]);
            if (scale) {
```

```

    for (k=1;k<=n;k++) {
        a[i][k] /= scale;
        s += a[i][k]*a[i][k];
    }
    f=a[i][1];
    g = -SIGN(sqrt(s),f);
    h=f*g-s;
    a[i][1]=f-g;
    for (k=1;k<=n;k++) rv1[k]=a[i][k]/h;
    for (j=1;j<=m;j++) {
        for (s=0.0,k=1;k<=n;k++) s += a[j][k]*a[i][k];
        for (k=1;k<=n;k++) a[j][k] += s*rv1[k];
    }
    for (k=1;k<=n;k++) a[i][k] *= scale;
}
}
anorm=FMAX(anorm,(fabs(w[i])+fabs(rv1[i])));
}
for (i=n;i>=1;i--) {
    Accumulation of right-hand transformations.
    if (i < n) {
        if (g) {
            for (j=1;j<=n;j++)
                Double division to avoid possible underflow.
                v[j][i]=(a[i][j]/a[i][1])/g;
            for (j=1;j<=n;j++) {
                for (s=0.0,k=1;k<=n;k++) s += a[i][k]*v[k][j];
                for (k=1;k<=n;k++) v[k][j] += s*v[k][i];
            }
            for (j=1;j<=n;j++) v[i][j]=v[j][i]=0.0;
        }
        v[i][i]=1.0;
        g=rv1[i];
        l=i;
    }
}
for (i=IMIN(m,n);i>=1;i--) {
    Accumulation of left-hand transformations.
    l=i+1;
    g=w[i];
    for (j=1;j<=n;j++) a[i][j]=0.0;
    if (g) {
        g=1.0/g;
        for (j=1;j<=n;j++) {
            for (s=0.0,k=1;k<=m;k++) s += a[k][i]*a[k][j];
            f=(s/a[i][i])*g;
            for (k=i;k<=m;k++) a[k][j] += f*a[k][i];
        }
        for (j=i;j<=m;j++) a[j][i] *= g;
    } else for (j=i;j<=m;j++) a[j][i]=0.0;
    ++a[i][i];
}
}
for (k=n;k>=1;k--) {
    Diagonalization of the bidiagonal form: Loop over
    for (its=1;its<=30;its++) {
        singular values, and over allowed iterations.
        flag=1;
        for (l=k;l>=1;l--) {
            Test for splitting.
            nm=l-1;
            Note that rv1[1] is always zero.
            if ((float)(fabs(rv1[l])+anorm) == anorm) {
                flag=0;
                break;
            }
            if ((float)(fabs(w[nm])+anorm) == anorm) break;
        }
    }
    if (flag) {
        Cancellation of rv1[1], if l > 1.
        c=0.0;
        s=1.0;
        for (i=1;i<=k;i++) {

```

Sample page from NUMERICAL RECIPES IN C: THE ART OF SCIENTIFIC COMPUTING (ISBN 0-521-43108-5)  
 Copyright (C) 1988-1992 by Cambridge University Press. Programs Copyright (C) 1988-1992 by Numerical Recipes Software.  
 Permission is granted for internet users to make one paper copy for their own personal use. Further reproduction, or any copying of machine-readable files (including this one), to any server computer, is strictly prohibited. To order Numerical Recipes books or CDROMs, visit website <http://www.nr.com> or call 1-800-872-7423 (North America only), or send email to [directcustserv@cambridge.org](mailto:directcustserv@cambridge.org) (outside North America).

```

    f=s*rv1[i];
    rv1[i]=c*rv1[i];
    if ((float)(fabs(f)+anorm) == anorm) break;
    g=w[i];
    h=pythag(f,g);
    w[i]=h;
    h=1.0/h;
    c=g*h;
    s = -f*h;
    for (j=1;j<=m;j++) {
        y=a[j][nm];
        z=a[j][i];
        a[j][nm]=y*c+z*s;
        a[j][i]=z*c-y*s;
    }
}
z=w[k];
if (l == k) {
    if (z < 0.0) {
        w[k] = -z;
        for (j=1;j<=n;j++) v[j][k] = -v[j][k];
    }
    break;
}
if (its == 30) nrerror("no convergence in 30 svdcmp iterations");
x=w[l];
nm=k-1;
y=w[nm];
g=rv1[nm];
h=rv1[k];
f=((y-z)*(y+z)+(g-h)*(g+h))/(2.0*h*y);
g=pythag(f,1.0);
f=((x-z)*(x+z)+h*((y/(f+SIGN(g,f)))-h))/x;
c=s=1.0;
for (j=1;j<=nm;j++) {
    i=j+1;
    g=rv1[i];
    y=w[i];
    h=s*g;
    g=c*g;
    z=pythag(f,h);
    rv1[j]=z;
    c=f/z;
    s=h/z;
    f=x*c+g*s;
    g = g*c-x*s;
    h=y*s;
    y *= c;
    for (jj=1;jj<=n;jj++) {
        x=v[jj][j];
        z=v[jj][i];
        v[jj][j]=x*c+z*s;
        v[jj][i]=z*c-x*s;
    }
    z=pythag(f,h);
    w[j]=z;
    if (z) {
        z=1.0/z;
        c=f*z;
        s=h*z;
    }
    f=c*g+s*y;
    x=c*y-s*g;

```

Convergence.  
Singular value is made nonnegative.

Shift from bottom 2-by-2 minor.

Next QR transformation:

Rotation can be arbitrary if z = 0.

```

        for (jj=1;jj<=m;jj++) {
            y=a[jj][j];
            z=a[jj][i];
            a[jj][j]=y*c+z*s;
            a[jj][i]=z*c-y*s;
        }
        rv1[1]=0.0;
        rv1[k]=f;
        w[k]=x;
    }
}
free_vector(rv1,1,n);
}

```

```

#include <math.h>
#include "nrutil.h"

float pythag(float a, float b)
Computes  $(a^2 + b^2)^{1/2}$  without destructive underflow or overflow.
{
    float absa,absb;
    absa=fabs(a);
    absb=fabs(b);
    if (absa > absb) return absa*sqrt(1.0+SQR(absb/absa));
    else return (absb == 0.0 ? 0.0 : absb*sqrt(1.0+SQR(absa/absb)));
}

```

(Double precision versions of `svdcmp`, `svbksb`, and `pythag`, named `dsvdcmp`, `dsvbksb`, and `dpythag`, are used by the routine `ratlsq` in §5.13. You can easily make the conversions, or else get the converted routines from the *Numerical Recipes* diskette.)

#### CITED REFERENCES AND FURTHER READING:

- Golub, G.H., and Van Loan, C.F. 1989, *Matrix Computations*, 2nd ed. (Baltimore: Johns Hopkins University Press), §8.3 and Chapter 12.
- Lawson, C.L., and Hanson, R. 1974, *Solving Least Squares Problems* (Englewood Cliffs, NJ: Prentice-Hall), Chapter 18.
- Forsythe, G.E., Malcolm, M.A., and Moler, C.B. 1977, *Computer Methods for Mathematical Computations* (Englewood Cliffs, NJ: Prentice-Hall), Chapter 9. [1]
- Wilkinson, J.H., and Reinsch, C. 1971, *Linear Algebra*, vol. II of *Handbook for Automatic Computation* (New York: Springer-Verlag), Chapter I.10 by G.H. Golub and C. Reinsch. [2]
- Dongarra, J.J., et al. 1979, *LINPACK User's Guide* (Philadelphia: S.I.A.M.), Chapter 11. [3]
- Smith, B.T., et al. 1976, *Matrix Eigensystem Routines — EISPACK Guide*, 2nd ed., vol. 6 of *Lecture Notes in Computer Science* (New York: Springer-Verlag).
- Stoer, J., and Bulirsch, R. 1980, *Introduction to Numerical Analysis* (New York: Springer-Verlag), §6.7. [4]
- Golub, G.H., and Van Loan, C.F. 1989, *Matrix Computations*, 2nd ed. (Baltimore: Johns Hopkins University Press), §5.2.6. [5]

## 2.7 Sparse Linear Systems

A system of linear equations is called *sparse* if only a relatively small number of its matrix elements  $a_{ij}$  are nonzero. It is wasteful to use general methods of linear algebra on such problems, because most of the  $O(N^3)$  arithmetic operations devoted to solving the set of equations or inverting the matrix involve zero operands. Furthermore, you might wish to work problems so large as to tax your available memory space, and it is wasteful to reserve storage for unfruitful zero elements. Note that there are two distinct (and not always compatible) goals for any sparse matrix method: saving time and/or saving space.

We have already considered one archetypal sparse form in §2.4, the band diagonal matrix. In the tridiagonal case, e.g., we saw that it was possible to save both time (order  $N$  instead of  $N^3$ ) and space (order  $N$  instead of  $N^2$ ). The method of solution was not different in principle from the general method of  $LU$  decomposition; it was just applied cleverly, and with due attention to the bookkeeping of zero elements. Many practical schemes for dealing with sparse problems have this same character. They are fundamentally decomposition schemes, or else elimination schemes akin to Gauss-Jordan, but carefully optimized so as to minimize the number of so-called *fill-ins*, initially zero elements which must become nonzero during the solution process, and for which storage must be reserved.

Direct methods for solving sparse equations, then, depend crucially on the precise pattern of sparsity of the matrix. Patterns that occur frequently, or that are useful as way-stations in the reduction of more general forms, already have special names and special methods of solution. We do not have space here for any detailed review of these. References listed at the end of this section will furnish you with an “in” to the specialized literature, and the following list of buzz words (and Figure 2.7.1) will at least let you hold your own at cocktail parties:

- tridiagonal
- band diagonal (or banded) with bandwidth  $M$
- band triangular
- block diagonal
- block tridiagonal
- block triangular
- cyclic banded
- singly (or doubly) bordered block diagonal
- singly (or doubly) bordered block triangular
- singly (or doubly) bordered band diagonal
- singly (or doubly) bordered band triangular
- other (!)

You should also be aware of some of the special sparse forms that occur in the solution of partial differential equations in two or more dimensions. See Chapter 19.

If your particular pattern of sparsity is not a simple one, then you may wish to try an *analyze/factorize/operate* package, which automates the procedure of figuring out how fill-ins are to be minimized. The *analyze* stage is done once only for each pattern of sparsity. The *factorize* stage is done once for each particular matrix that fits the pattern. The *operate* stage is performed once for each right-hand side to



## 2.7 Sparse Linear Systems

A system of linear equations is called *sparse* if only a relatively small number of its matrix elements  $a_{ij}$  are nonzero. It is wasteful to use general methods of linear algebra on such problems, because most of the  $O(N^3)$  arithmetic operations devoted to solving the set of equations or inverting the matrix involve zero operands. Furthermore, you might wish to work problems so large as to tax your available memory space, and it is wasteful to reserve storage for unfruitful zero elements. Note that there are two distinct (and not always compatible) goals for any sparse matrix method: saving time and/or saving space.

We have already considered one archetypal sparse form in §2.4, the band diagonal matrix. In the tridiagonal case, e.g., we saw that it was possible to save both time (order  $N$  instead of  $N^3$ ) and space (order  $N$  instead of  $N^2$ ). The method of solution was not different in principle from the general method of  $LU$  decomposition; it was just applied cleverly, and with due attention to the bookkeeping of zero elements. Many practical schemes for dealing with sparse problems have this same character. They are fundamentally decomposition schemes, or else elimination schemes akin to Gauss-Jordan, but carefully optimized so as to minimize the number of so-called *fill-ins*, initially zero elements which must become nonzero during the solution process, and for which storage must be reserved.

Direct methods for solving sparse equations, then, depend crucially on the precise pattern of sparsity of the matrix. Patterns that occur frequently, or that are useful as way-stations in the reduction of more general forms, already have special names and special methods of solution. We do not have space here for any detailed review of these. References listed at the end of this section will furnish you with an “in” to the specialized literature, and the following list of buzz words (and Figure 2.7.1) will at least let you hold your own at cocktail parties:

- tridiagonal
- band diagonal (or banded) with bandwidth  $M$
- band triangular
- block diagonal
- block tridiagonal
- block triangular
- cyclic banded
- singly (or doubly) bordered block diagonal
- singly (or doubly) bordered block triangular
- singly (or doubly) bordered band diagonal
- singly (or doubly) bordered band triangular
- other (!)

You should also be aware of some of the special sparse forms that occur in the solution of partial differential equations in two or more dimensions. See Chapter 19.

If your particular pattern of sparsity is not a simple one, then you may wish to try an *analyze/factorize/operate* package, which automates the procedure of figuring out how fill-ins are to be minimized. The *analyze* stage is done once only for each pattern of sparsity. The *factorize* stage is done once for each particular matrix that fits the pattern. The *operate* stage is performed once for each right-hand side to

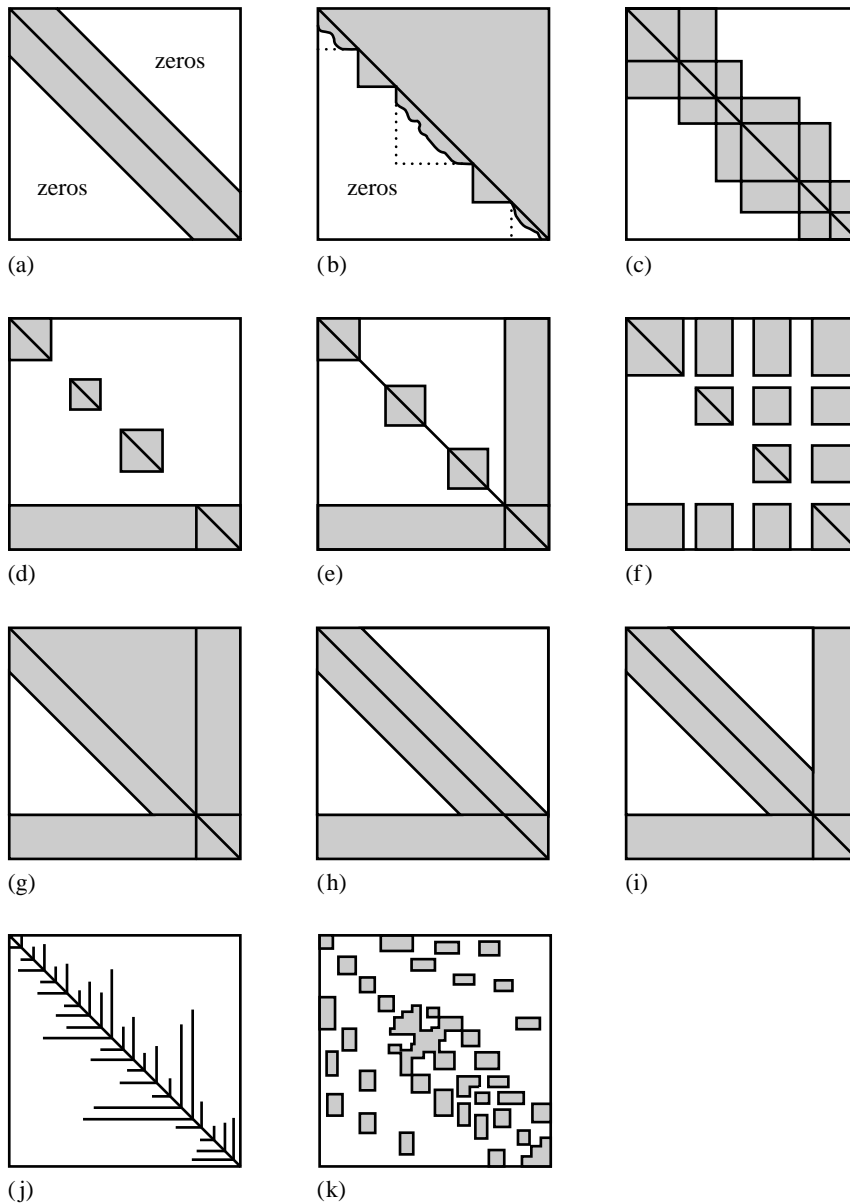


Figure 2.7.1. Some standard forms for sparse matrices. (a) Band diagonal; (b) block triangular; (c) block tridiagonal; (d) singly bordered block diagonal; (e) doubly bordered block diagonal; (f) singly bordered block triangular; (g) bordered band-triangular; (h) and (i) singly and doubly bordered band diagonal; (j) and (k) other! (after Tewarson) [1].

be used with the particular matrix. Consult [2,3] for references on this. The NAG library [4] has an analyze/factorize/operate capability. A substantial collection of routines for sparse matrix calculation is also available from IMSL [5] as the *Yale Sparse Matrix Package* [6].

You should be aware that the special order of interchanges and eliminations,

prescribed by a sparse matrix method so as to minimize fill-ins and arithmetic operations, generally acts to decrease the method's numerical stability as compared to, e.g., regular  $LU$  decomposition with pivoting. Scaling your problem so as to make its nonzero matrix elements have comparable magnitudes (if you can do it) will sometimes ameliorate this problem.

In the remainder of this section, we present some concepts which are applicable to some general classes of sparse matrices, and which do not necessarily depend on details of the pattern of sparsity.

### Sherman-Morrison Formula

Suppose that you have already obtained, by herculean effort, the inverse matrix  $\mathbf{A}^{-1}$  of a square matrix  $\mathbf{A}$ . Now you want to make a "small" change in  $\mathbf{A}$ , for example change one element  $a_{ij}$ , or a few elements, or one row, or one column. Is there any way of calculating the corresponding change in  $\mathbf{A}^{-1}$  without repeating your difficult labors? Yes, if your change is of the form

$$\mathbf{A} \rightarrow (\mathbf{A} + \mathbf{u} \otimes \mathbf{v}) \quad (2.7.1)$$

for some vectors  $\mathbf{u}$  and  $\mathbf{v}$ . If  $\mathbf{u}$  is a unit vector  $\mathbf{e}_i$ , then (2.7.1) adds the components of  $\mathbf{v}$  to the  $i$ th row. (Recall that  $\mathbf{u} \otimes \mathbf{v}$  is a matrix whose  $i, j$ th element is the product of the  $i$ th component of  $\mathbf{u}$  and the  $j$ th component of  $\mathbf{v}$ .) If  $\mathbf{v}$  is a unit vector  $\mathbf{e}_j$ , then (2.7.1) adds the components of  $\mathbf{u}$  to the  $j$ th column. If both  $\mathbf{u}$  and  $\mathbf{v}$  are proportional to unit vectors  $\mathbf{e}_i$  and  $\mathbf{e}_j$  respectively, then a term is added only to the element  $a_{ij}$ .

The *Sherman-Morrison* formula gives the inverse  $(\mathbf{A} + \mathbf{u} \otimes \mathbf{v})^{-1}$ , and is derived briefly as follows:

$$\begin{aligned} (\mathbf{A} + \mathbf{u} \otimes \mathbf{v})^{-1} &= (\mathbf{I} + \mathbf{A}^{-1} \cdot \mathbf{u} \otimes \mathbf{v})^{-1} \cdot \mathbf{A}^{-1} \\ &= (\mathbf{I} - \mathbf{A}^{-1} \cdot \mathbf{u} \otimes \mathbf{v} + \mathbf{A}^{-1} \cdot \mathbf{u} \otimes \mathbf{v} \cdot \mathbf{A}^{-1} \cdot \mathbf{u} \otimes \mathbf{v} - \dots) \cdot \mathbf{A}^{-1} \\ &= \mathbf{A}^{-1} - \mathbf{A}^{-1} \cdot \mathbf{u} \otimes \mathbf{v} \cdot \mathbf{A}^{-1} (1 - \lambda + \lambda^2 - \dots) \\ &= \mathbf{A}^{-1} - \frac{(\mathbf{A}^{-1} \cdot \mathbf{u}) \otimes (\mathbf{v} \cdot \mathbf{A}^{-1})}{1 + \lambda} \end{aligned} \quad (2.7.2)$$

where

$$\lambda \equiv \mathbf{v} \cdot \mathbf{A}^{-1} \cdot \mathbf{u} \quad (2.7.3)$$

The second line of (2.7.2) is a formal power series expansion. In the third line, the associativity of outer and inner products is used to factor out the scalars  $\lambda$ .

The use of (2.7.2) is this: Given  $\mathbf{A}^{-1}$  and the vectors  $\mathbf{u}$  and  $\mathbf{v}$ , we need only perform two matrix multiplications and a vector dot product,

$$\mathbf{z} \equiv \mathbf{A}^{-1} \cdot \mathbf{u} \quad \mathbf{w} \equiv (\mathbf{A}^{-1})^T \cdot \mathbf{v} \quad \lambda = \mathbf{v} \cdot \mathbf{z} \quad (2.7.4)$$

to get the desired change in the inverse

$$\mathbf{A}^{-1} \rightarrow \mathbf{A}^{-1} - \frac{\mathbf{z} \otimes \mathbf{w}}{1 + \lambda} \quad (2.7.5)$$

The whole procedure requires only  $3N^2$  multiplies and a like number of adds (an even smaller number if  $\mathbf{u}$  or  $\mathbf{v}$  is a unit vector).

The Sherman-Morrison formula can be directly applied to a class of sparse problems. If you already have a fast way of calculating the inverse of  $\mathbf{A}$  (e.g., a tridiagonal matrix, or some other standard sparse form), then (2.7.4)–(2.7.5) allow you to build up to your related but more complicated form, adding for example a row or column at a time. Notice that you can apply the Sherman-Morrison formula more than once successively, using at each stage the most recent update of  $\mathbf{A}^{-1}$  (equation 2.7.5). Of course, if you have to modify *every* row, then you are back to an  $N^3$  method. The constant in front of the  $N^3$  is only a few times worse than the better direct methods, but you have deprived yourself of the stabilizing advantages of pivoting — so be careful.

For some other sparse problems, the Sherman-Morrison formula cannot be directly applied for the simple reason that storage of the whole inverse matrix  $\mathbf{A}^{-1}$  is not feasible. If you want to add only a single correction of the form  $\mathbf{u} \otimes \mathbf{v}$ , and solve the linear system

$$(\mathbf{A} + \mathbf{u} \otimes \mathbf{v}) \cdot \mathbf{x} = \mathbf{b} \quad (2.7.6)$$

then you proceed as follows. Using the fast method that is presumed available for the matrix  $\mathbf{A}$ , solve the two auxiliary problems

$$\mathbf{A} \cdot \mathbf{y} = \mathbf{b} \quad \mathbf{A} \cdot \mathbf{z} = \mathbf{u} \quad (2.7.7)$$

for the vectors  $\mathbf{y}$  and  $\mathbf{z}$ . In terms of these,

$$\mathbf{x} = \mathbf{y} - \left[ \frac{\mathbf{v} \cdot \mathbf{y}}{1 + (\mathbf{v} \cdot \mathbf{z})} \right] \mathbf{z} \quad (2.7.8)$$

as we see by multiplying (2.7.2) on the right by  $\mathbf{b}$ .

### Cyclic Tridiagonal Systems

So-called *cyclic tridiagonal systems* occur quite frequently, and are a good example of how to use the Sherman-Morrison formula in the manner just described. The equations have the form

$$\begin{bmatrix} b_1 & c_1 & 0 & \cdots & & & & & & \beta \\ a_2 & b_2 & c_2 & \cdots & & & & & & \\ & & & \cdots & & & & & & \\ & & & & a_{N-1} & b_{N-1} & c_{N-1} & & & \\ \alpha & & & \cdots & 0 & a_N & b_N & & & \end{bmatrix} \cdot \begin{bmatrix} x_1 \\ x_2 \\ \cdots \\ x_{N-1} \\ x_N \end{bmatrix} = \begin{bmatrix} r_1 \\ r_2 \\ \cdots \\ r_{N-1} \\ r_N \end{bmatrix} \quad (2.7.9)$$

This is a tridiagonal system, except for the matrix elements  $\alpha$  and  $\beta$  in the corners. Forms like this are typically generated by finite-differencing differential equations with periodic boundary conditions (§19.4).

We use the Sherman-Morrison formula, treating the system as tridiagonal plus a correction. In the notation of equation (2.7.6), define vectors  $\mathbf{u}$  and  $\mathbf{v}$  to be

$$\mathbf{u} = \begin{bmatrix} \gamma \\ 0 \\ \vdots \\ 0 \\ \alpha \end{bmatrix} \quad \mathbf{v} = \begin{bmatrix} 1 \\ 0 \\ \vdots \\ 0 \\ \beta/\gamma \end{bmatrix} \quad (2.7.10)$$

Here  $\gamma$  is arbitrary for the moment. Then the matrix  $\mathbf{A}$  is the tridiagonal part of the matrix in (2.7.9), with two terms modified:

$$b'_1 = b_1 - \gamma, \quad b'_N = b_N - \alpha\beta/\gamma \quad (2.7.11)$$

We now solve equations (2.7.7) with the standard tridiagonal algorithm, and then get the solution from equation (2.7.8).

The routine `cyclic` below implements this algorithm. We choose the arbitrary parameter  $\gamma = -b_1$  to avoid loss of precision by subtraction in the first of equations (2.7.11). In the unlikely event that this causes loss of precision in the second of these equations, you can make a different choice.

```
#include "nrutil.h"

void cyclic(float a[], float b[], float c[], float alpha, float beta,
           float r[], float x[], unsigned long n)
Solves for a vector x[1..n] the "cyclic" set of linear equations given by equation (2.7.9). a,
b, c, and r are input vectors, all dimensioned as [1..n], while alpha and beta are the corner
entries in the matrix. The input is not modified.
{
    void tridag(float a[], float b[], float c[], float r[], float u[],
               unsigned long n);
    unsigned long i;
    float fact, gamma, *bb, *u, *z;

    if (n <= 2) nrerror("n too small in cyclic");
    bb=vector(1,n);
    u=vector(1,n);
    z=vector(1,n);
    gamma = -b[1];
    bb[1]=b[1]-gamma;
    bb[n]=b[n]-alpha*beta/gamma;
    for (i=2;i<n;i++) bb[i]=b[i];
    tridag(a,bb,c,r,x,n);
    u[1]=gamma;
    u[n]=alpha;
    for (i=2;i<n;i++) u[i]=0.0;
    tridag(a,bb,c,u,z,n);
    fact=(x[1]+beta*x[n]/gamma)/
        (1.0+z[1]+beta*z[n]/gamma);
    for (i=1;i<=n;i++) x[i] -= fact*z[i];
    free_vector(z,1,n);
    free_vector(u,1,n);
    free_vector(bb,1,n);
}
```

Avoid subtraction error in forming `bb[1]`.  
Set up the diagonal of the modified tridiagonal system.

Solve  $\mathbf{A} \cdot \mathbf{x} = \mathbf{r}$ .  
Set up the vector `u`.

Solve  $\mathbf{A} \cdot \mathbf{z} = \mathbf{u}$ .  
Form  $\mathbf{v} \cdot \mathbf{x} / (1 + \mathbf{v} \cdot \mathbf{z})$ .

Now get the solution vector `x`.

## Woodbury Formula

If you want to add more than a single correction term, then you cannot use (2.7.8) repeatedly, since without storing a new  $\mathbf{A}^{-1}$  you will not be able to solve the auxiliary problems (2.7.7) efficiently after the first step. Instead, you need the *Woodbury formula*, which is the block-matrix version of the Sherman-Morrison formula,

$$(\mathbf{A} + \mathbf{U} \cdot \mathbf{V}^T)^{-1} = \mathbf{A}^{-1} - \left[ \mathbf{A}^{-1} \cdot \mathbf{U} \cdot (\mathbf{1} + \mathbf{V}^T \cdot \mathbf{A}^{-1} \cdot \mathbf{U})^{-1} \cdot \mathbf{V}^T \cdot \mathbf{A}^{-1} \right] \quad (2.7.12)$$

Here  $A$  is, as usual, an  $N \times N$  matrix, while  $\mathbf{U}$  and  $\mathbf{V}$  are  $N \times P$  matrices with  $P < N$  and usually  $P \ll N$ . The inner piece of the correction term may become clearer if written as the tableau,

$$\left[ \begin{array}{c} \mathbf{U} \end{array} \right] \cdot \left[ \mathbf{1} + \mathbf{V}^T \cdot \mathbf{A}^{-1} \cdot \mathbf{U} \right]^{-1} \cdot \left[ \begin{array}{c} \mathbf{V}^T \end{array} \right] \quad (2.7.13)$$

where you can see that the matrix whose inverse is needed is only  $P \times P$  rather than  $N \times N$ .

The relation between the Woodbury formula and successive applications of the Sherman-Morrison formula is now clarified by noting that, if  $\mathbf{U}$  is the matrix formed by columns out of the  $P$  vectors  $\mathbf{u}_1, \dots, \mathbf{u}_P$ , and  $\mathbf{V}$  is the matrix formed by columns out of the  $P$  vectors  $\mathbf{v}_1, \dots, \mathbf{v}_P$ ,

$$\mathbf{U} \equiv \left[ \begin{array}{c} \mathbf{u}_1 \\ \dots \\ \mathbf{u}_P \end{array} \right] \quad \mathbf{V} \equiv \left[ \begin{array}{c} \mathbf{v}_1 \\ \dots \\ \mathbf{v}_P \end{array} \right] \quad (2.7.14)$$

then two ways of expressing the same correction to  $\mathbf{A}$  are

$$\left( \mathbf{A} + \sum_{k=1}^P \mathbf{u}_k \otimes \mathbf{v}_k \right) = (\mathbf{A} + \mathbf{U} \cdot \mathbf{V}^T) \quad (2.7.15)$$

(Note that the subscripts on  $\mathbf{u}$  and  $\mathbf{v}$  do *not* denote components, but rather distinguish the different column vectors.)

Equation (2.7.15) reveals that, if you have  $\mathbf{A}^{-1}$  in storage, then you can either make the  $P$  corrections in one fell swoop by using (2.7.12), inverting a  $P \times P$  matrix, or else make them by applying (2.7.5)  $P$  successive times.

If you don't have storage for  $\mathbf{A}^{-1}$ , then you *must* use (2.7.12) in the following way: To solve the linear equation

$$\left( \mathbf{A} + \sum_{k=1}^P \mathbf{u}_k \otimes \mathbf{v}_k \right) \cdot \mathbf{x} = \mathbf{b} \quad (2.7.16)$$

first solve the  $P$  auxiliary problems

$$\begin{aligned} \mathbf{A} \cdot \mathbf{z}_1 &= \mathbf{u}_1 \\ \mathbf{A} \cdot \mathbf{z}_2 &= \mathbf{u}_2 \\ &\dots \\ \mathbf{A} \cdot \mathbf{z}_P &= \mathbf{u}_P \end{aligned} \quad (2.7.17)$$

and construct the matrix  $\mathbf{Z}$  by columns from the  $\mathbf{z}$ 's obtained,

$$\mathbf{Z} \equiv \left[ \begin{array}{c} \mathbf{z}_1 \\ \dots \\ \mathbf{z}_P \end{array} \right] \quad (2.7.18)$$

Next, do the  $P \times P$  matrix inversion

$$\mathbf{H} \equiv (\mathbf{1} + \mathbf{V}^T \cdot \mathbf{Z})^{-1} \quad (2.7.19)$$

Finally, solve the one further auxiliary problem

$$\mathbf{A} \cdot \mathbf{y} = \mathbf{b} \quad (2.7.20)$$

In terms of these quantities, the solution is given by

$$\mathbf{x} = \mathbf{y} - \mathbf{Z} \cdot [\mathbf{H} \cdot (\mathbf{V}^T \cdot \mathbf{y})] \quad (2.7.21)$$

### Inversion by Partitioning

Once in a while, you will encounter a matrix (not even necessarily sparse) that can be inverted efficiently by partitioning. Suppose that the  $N \times N$  matrix  $\mathbf{A}$  is partitioned into

$$\mathbf{A} = \begin{bmatrix} \mathbf{P} & \mathbf{Q} \\ \mathbf{R} & \mathbf{S} \end{bmatrix} \quad (2.7.22)$$

where  $\mathbf{P}$  and  $\mathbf{S}$  are square matrices of size  $p \times p$  and  $s \times s$  respectively ( $p + s = N$ ). The matrices  $\mathbf{Q}$  and  $\mathbf{R}$  are not necessarily square, and have sizes  $p \times s$  and  $s \times p$ , respectively.

If the inverse of  $\mathbf{A}$  is partitioned in the same manner,

$$\mathbf{A}^{-1} = \begin{bmatrix} \tilde{\mathbf{P}} & \tilde{\mathbf{Q}} \\ \tilde{\mathbf{R}} & \tilde{\mathbf{S}} \end{bmatrix} \quad (2.7.23)$$

then  $\tilde{\mathbf{P}}$ ,  $\tilde{\mathbf{Q}}$ ,  $\tilde{\mathbf{R}}$ ,  $\tilde{\mathbf{S}}$ , which have the same sizes as  $\mathbf{P}$ ,  $\mathbf{Q}$ ,  $\mathbf{R}$ ,  $\mathbf{S}$ , respectively, can be found by either the formulas

$$\begin{aligned} \tilde{\mathbf{P}} &= (\mathbf{P} - \mathbf{Q} \cdot \mathbf{S}^{-1} \cdot \mathbf{R})^{-1} \\ \tilde{\mathbf{Q}} &= -(\mathbf{P} - \mathbf{Q} \cdot \mathbf{S}^{-1} \cdot \mathbf{R})^{-1} \cdot (\mathbf{Q} \cdot \mathbf{S}^{-1}) \\ \tilde{\mathbf{R}} &= -(\mathbf{S}^{-1} \cdot \mathbf{R}) \cdot (\mathbf{P} - \mathbf{Q} \cdot \mathbf{S}^{-1} \cdot \mathbf{R})^{-1} \\ \tilde{\mathbf{S}} &= \mathbf{S}^{-1} + (\mathbf{S}^{-1} \cdot \mathbf{R}) \cdot (\mathbf{P} - \mathbf{Q} \cdot \mathbf{S}^{-1} \cdot \mathbf{R})^{-1} \cdot (\mathbf{Q} \cdot \mathbf{S}^{-1}) \end{aligned} \quad (2.7.24)$$

or else by the equivalent formulas

$$\begin{aligned} \tilde{\mathbf{P}} &= \mathbf{P}^{-1} + (\mathbf{P}^{-1} \cdot \mathbf{Q}) \cdot (\mathbf{S} - \mathbf{R} \cdot \mathbf{P}^{-1} \cdot \mathbf{Q})^{-1} \cdot (\mathbf{R} \cdot \mathbf{P}^{-1}) \\ \tilde{\mathbf{Q}} &= -(\mathbf{P}^{-1} \cdot \mathbf{Q}) \cdot (\mathbf{S} - \mathbf{R} \cdot \mathbf{P}^{-1} \cdot \mathbf{Q})^{-1} \\ \tilde{\mathbf{R}} &= -(\mathbf{S} - \mathbf{R} \cdot \mathbf{P}^{-1} \cdot \mathbf{Q})^{-1} \cdot (\mathbf{R} \cdot \mathbf{P}^{-1}) \\ \tilde{\mathbf{S}} &= (\mathbf{S} - \mathbf{R} \cdot \mathbf{P}^{-1} \cdot \mathbf{Q})^{-1} \end{aligned} \quad (2.7.25)$$

The parentheses in equations (2.7.24) and (2.7.25) highlight repeated factors that you may wish to compute only once. (Of course, by associativity, you can instead do the matrix multiplications in any order you like.) The choice between using equation (2.7.24) and (2.7.25) depends on whether you want  $\tilde{\mathbf{P}}$  or  $\tilde{\mathbf{S}}$  to have the simpler formula; or on whether the repeated expression  $(\mathbf{S} - \mathbf{R} \cdot \mathbf{P}^{-1} \cdot \mathbf{Q})^{-1}$  is easier

to calculate than the expression  $(\mathbf{P} - \mathbf{Q} \cdot \mathbf{S}^{-1} \cdot \mathbf{R})^{-1}$ ; or on the relative sizes of  $\mathbf{P}$  and  $\mathbf{S}$ ; or on whether  $\mathbf{P}^{-1}$  or  $\mathbf{S}^{-1}$  is already known.

Another sometimes useful formula is for the determinant of the partitioned matrix,

$$\det \mathbf{A} = \det \mathbf{P} \det(\mathbf{S} - \mathbf{R} \cdot \mathbf{P}^{-1} \cdot \mathbf{Q}) = \det \mathbf{S} \det(\mathbf{P} - \mathbf{Q} \cdot \mathbf{S}^{-1} \cdot \mathbf{R}) \quad (2.7.26)$$

## Indexed Storage of Sparse Matrices

We have already seen (§2.4) that tri- or band-diagonal matrices can be stored in a compact format that allocates storage only to elements which can be nonzero, plus perhaps a few wasted locations to make the bookkeeping easier. What about more general sparse matrices? When a sparse matrix of dimension  $N \times N$  contains only a few times  $N$  nonzero elements (a typical case), it is surely inefficient — and often physically impossible — to allocate storage for all  $N^2$  elements. Even if one did allocate such storage, it would be inefficient or prohibitive in machine time to loop over all of it in search of nonzero elements.

Obviously some kind of indexed storage scheme is required, one that stores only nonzero matrix elements, along with sufficient auxiliary information to determine where an element logically belongs and how the various elements can be looped over in common matrix operations. Unfortunately, there is no one standard scheme in general use. Knuth [7] describes one method. The Yale Sparse Matrix Package [6] and ITPACK [8] describe several other methods. For most applications, we favor the storage scheme used by PCGPACK [9], which is almost the same as that described by Bentley [10], and also similar to one of the Yale Sparse Matrix Package methods. The advantage of this scheme, which can be called *row-indexed sparse storage mode*, is that it requires storage of only about two times the number of nonzero matrix elements. (Other methods can require as much as three or five times.) For simplicity, we will treat only the case of square matrices, which occurs most frequently in practice.

To represent a matrix  $\mathbf{A}$  of dimension  $N \times N$ , the row-indexed scheme sets up two one-dimensional arrays, call them  $\mathbf{sa}$  and  $\mathbf{ija}$ . The first of these stores matrix element values in single or double precision as desired; the second stores integer values. The storage rules are:

- The first  $N$  locations of  $\mathbf{sa}$  store  $\mathbf{A}$ 's diagonal matrix elements, in order. (Note that diagonal elements are stored even if they are zero; this is at most a slight storage inefficiency, since diagonal elements are nonzero in most realistic applications.)
- Each of the first  $N$  locations of  $\mathbf{ija}$  stores the index of the array  $\mathbf{sa}$  that contains the first *off-diagonal* element of the corresponding row of the matrix. (If there are no off-diagonal elements for that row, it is one greater than the index in  $\mathbf{sa}$  of the most recently stored element of a previous row.)
- Location 1 of  $\mathbf{ija}$  is always equal to  $N + 2$ . (It can be read to determine  $N$ .)
- Location  $N + 1$  of  $\mathbf{ija}$  is one greater than the index in  $\mathbf{sa}$  of the last off-diagonal element of the last row. (It can be read to determine the number of nonzero elements in the matrix, or the number of elements in the arrays  $\mathbf{sa}$  and  $\mathbf{ija}$ .) Location  $N + 1$  of  $\mathbf{sa}$  is not used and can be set arbitrarily.
- Entries in  $\mathbf{sa}$  at locations  $\geq N + 2$  contain  $\mathbf{A}$ 's off-diagonal values, ordered by rows and, within each row, ordered by columns.
- Entries in  $\mathbf{ija}$  at locations  $\geq N + 2$  contain the column number of the corresponding element in  $\mathbf{sa}$ .

While these rules seem arbitrary at first sight, they result in a rather elegant storage scheme. As an example, consider the matrix

$$\begin{bmatrix} 3. & 0. & 1. & 0. & 0. \\ 0. & 4. & 0. & 0. & 0. \\ 0. & 7. & 5. & 9. & 0. \\ 0. & 0. & 0. & 0. & 2. \\ 0. & 0. & 0. & 6. & 5. \end{bmatrix} \quad (2.7.27)$$



In row-indexed compact storage, matrix (2.7.27) is represented by the two arrays of length 11, as follows

index k	1	2	3	4	5	6	7	8	9	10	11
ija[k]	7	8	8	10	11	12	3	2	4	5	4
sa[k]	3.	4.	5.	0.	5.	<i>x</i>	1.	7.	9.	2.	6.

(2.7.28)

Here  $x$  is an arbitrary value. Notice that, according to the storage rules, the value of  $N$  (namely 5) is  $ija[1]-2$ , and the length of each array is  $ija[ija[1]-1]-1$ , namely 11. The diagonal element in row  $i$  is  $sa[i]$ , and the off-diagonal elements in that row are in  $sa[k]$  where  $k$  loops from  $ija[i]$  to  $ija[i+1]-1$ , if the upper limit is greater or equal to the lower one (as in C's for loops).

Here is a routine, `sprsin`, that converts a matrix from full storage mode into row-indexed sparse storage mode, throwing away any elements that are less than a specified threshold. Of course, the principal use of sparse storage mode is for matrices whose full storage mode won't fit into your machine at all; then you have to generate them directly into sparse format. Nevertheless `sprsin` is useful as a precise algorithmic definition of the storage scheme, for subscale testing of large problems, and for the case where execution time, rather than storage, furnishes the impetus to sparse storage.

```
#include <math.h>

void sprsin(float **a, int n, float thresh, unsigned long nmax, float sa[],
            unsigned long ija[])
Converts a square matrix a[1..n][1..n] into row-indexed sparse storage mode. Only elements of a with magnitude  $\geq$  thresh are retained. Output is in two linear arrays with dimension nmax (an input parameter): sa[1..] contains array values, indexed by ija[1..]. The number of elements filled of sa and ija on output are both ija[ija[1]-1]-1 (see text).
{
    void nerror(char error_text[]);
    int i,j;
    unsigned long k;

    for (j=1;j<=n;j++) sa[j]=a[j][j];      Store diagonal elements.
    ija[1]=n+2;                             Index to 1st row off-diagonal element, if any.
    k=n+1;
    for (i=1;i<=n;i++) {                    Loop over rows.
        for (j=1;j<=n;j++) {                Loop over columns.
            if (fabs(a[i][j]) >= thresh && i != j) {
                if (++k > nmax) nerror("sprsin: nmax too small");
                sa[k]=a[i][j];              Store off-diagonal elements and their columns.
                ija[k]=j;
            }
        }
        ija[i+1]=k+1;                       As each row is completed, store index to next.
    }
}
```

The single most important use of a matrix in row-indexed sparse storage mode is to multiply a vector to its right. In fact, the storage mode is optimized for just this purpose. The following routine is thus very simple.

```
void sprsax(float sa[], unsigned long ija[], float x[], float b[],
            unsigned long n)
Multiply a matrix in row-index sparse storage arrays sa and ija by a vector x[1..n], giving a vector b[1..n].
{
    void nerror(char error_text[]);
```

```

unsigned long i,k;

if (ija[1] != n+2) nrerror("sprsax: mismatched vector and matrix");
for (i=1;i<=n;i++) {
    b[i]=sa[i]*x[i];           Start with diagonal term.
    for (k=ija[i];k<=ija[i+1]-1;k++) Loop over off-diagonal terms.
        b[i] += sa[k]*x[ija[k]];
    }
}

```

It is also simple to multiply the *transpose* of a matrix by a vector to its right. (We will use this operation later in this section.) Note that the transpose matrix is not actually constructed.

```

void sprstx(float sa[], unsigned long ija[], float x[], float b[],
            unsigned long n)
Multiply the transpose of a matrix in row-index sparse storage arrays sa and ija by a vector
x[1..n], giving a vector b[1..n].
{
    void nrerror(char error_text[]);
    unsigned long i,j,k;

    if (ija[1] != n+2) nrerror("mismatched vector and matrix in sprstx");
    for (i=1;i<=n;i++) b[i]=sa[i]*x[i];           Start with diagonal terms.
    for (i=1;i<=n;i++) {                          Loop over off-diagonal terms.
        for (k=ija[i];k<=ija[i+1]-1;k++) {
            j=ija[k];
            b[j] += sa[k]*x[i];
        }
    }
}

```

(Double precision versions of `spr sax` and `spr stx`, named `dspr sax` and `dspr stx`, are used by the routine `atimes` later in this section. You can easily make the conversion, or else get the converted routines from the *Numerical Recipes* diskettes.)

In fact, because the choice of row-indexed storage treats rows and columns quite differently, it is quite an involved operation to construct the transpose of a matrix, given the matrix itself in row-indexed sparse storage mode. When the operation cannot be avoided, it is done as follows: An index of all off-diagonal elements by their columns is constructed (see §8.4). The elements are then written to the output array in column order. As each element is written, its row is determined and stored. Finally, the elements in each column are sorted by row.

```

void sprstp(float sa[], unsigned long ija[], float sb[], unsigned long ijb[])
Construct the transpose of a sparse square matrix, from row-index sparse storage arrays sa and
ija into arrays sb and ijb.
{
    void iindexx(unsigned long n, long arr[], unsigned long indx[]);
    Version of indexx with all float variables changed to long.
    unsigned long j,j1,jm,jp,ju,k,m,n2,noff,inc,iv;
    float v;

    n2=ija[1];                               Linear size of matrix plus 2.
    for (j=1;j<=n2-2;j++) sb[j]=sa[j];       Diagonal elements.
    iindexx(ija[n2-1]-ija[1],(long *)&ija[n2-1],&ijb[n2-1]);
    Index all off-diagonal elements by their columns.
    jp=0;
    for (k=ija[1];k<=ija[n2-1]-1;k++) {      Loop over output off-diagonal elements.
        m=ijb[k]+n2-1;                         Use index table to store by (former) columns.
        sb[k]=sa[m];
        for (j=jp+1;j<=ija[m];j++) ijb[j]=k;   Fill in the index to any omitted rows.
    }
}

```

```

    jp=ija[m];
    j1=1;
    ju=n2-1;
    while (ju-j1 > 1) {
        jm=(ju+j1)/2;
        if (ija[jm] > m) ju=jm; else j1=jm;
    }
    ijb[k]=j1;
}
for (j=jp+1;j<n2;j++) ijb[j]=ija[n2-1];
for (j=1;j<=n2-2;j++) {
    j1=ijb[j+1]-ijb[j];
    noff=ijb[j]-1;
    inc=1;
    do {
        inc *= 3;
        inc++;
    } while (inc <= j1);
    do {
        inc /= 3;
        for (k=noff+inc+1;k<=noff+j1;k++) {
            iv=ijb[k];
            v=sb[k];
            m=k;
            while (ijb[m-inc] > iv) {
                ijb[m]=ijb[m-inc];
                sb[m]=sb[m-inc];
                m -= inc;
                if (m-noff <= inc) break;
            }
            ijb[m]=iv;
            sb[m]=v;
        }
    } while (inc > 1);
}
}

```

Use bisection to find which row element m is in and put that into ijb[k].

Make a final pass to sort each row by Shell sort algorithm.

The above routine embeds internally a sorting algorithm from §8.1, but calls the external routine `iindexx` to construct the initial column index. This routine is identical to `indexx`, as listed in §8.4, except that the latter's two `float` declarations should be changed to `long`. (The *Numerical Recipes* diskettes include both `indexx` and `iindexx`.) In fact, you can often use `indexx` *without* making these changes, since many computers have the property that numerical values will sort correctly independently of whether they are interpreted as floating or integer values.

As final examples of the manipulation of sparse matrices, we give two routines for the multiplication of two sparse matrices. These are useful for techniques to be described in §13.10.

In general, the product of two sparse matrices is not itself sparse. One therefore wants to limit the size of the product matrix in one of two ways: either compute only those elements of the product that are specified in advance by a known pattern of sparsity, or else compute all nonzero elements, but store only those whose magnitude exceeds some threshold value. The former technique, when it can be used, is quite efficient. The pattern of sparsity is specified by furnishing an index array in row-index sparse storage format (e.g., `ija`). The program then constructs a corresponding value array (e.g., `sa`). The latter technique runs the danger of excessive compute times and unknown output sizes, so it must be used cautiously.

With row-index storage, it is much more natural to multiply a matrix (on the left) by the *transpose* of a matrix (on the right), so that one is crunching rows on rows, rather than rows on columns. Our routines therefore calculate  $\mathbf{A} \cdot \mathbf{B}^T$ , rather than  $\mathbf{A} \cdot \mathbf{B}$ . This means that you have to run your right-hand matrix through the transpose routine `sprstp` before sending it to the matrix multiply routine.

The two implementing routines, `sprspm` for “pattern multiply” and `sprstm` for “threshold multiply” are quite similar in structure. Both are complicated by the logic of the various combinations of diagonal or off-diagonal elements for the two input streams and output stream.

```
void sprspm(float sa[], unsigned long ija[], float sb[], unsigned long ijb[],
float sc[], unsigned long ijc[])
Matrix multiply  $A \cdot B^T$  where A and B are two sparse matrices in row-index storage mode, and  $B^T$  is the transpose of B. Here, sa and ija store the matrix A; sb and ijb store the matrix B. This routine computes only those components of the matrix product that are pre-specified by the input index array ijc, which is not modified. On output, the arrays sc and ijc give the product matrix in row-index storage mode. For sparse matrix multiplication, this routine will often be preceded by a call to sprstp, so as to construct the transpose of a known matrix into sb, ijb.
{
void nrerror(char error_text[]);
unsigned long i,ijma,ijmb,j,m,ma,mb,mbb,mn;
float sum;

if (ija[1] != ijb[1] || ija[1] != ijc[1])
nrerror("sprspm: sizes do not match");
for (i=1;i<=ijc[1]-2;i++) {      Loop over rows.
j=m=i;                          Set up so that first pass through loop does the
mn=ijc[i];                       diagonal component.
sum=sa[i]*sb[i];
for (;;) {                          Main loop over each component to be output.
mb=ijb[j];
for (ma=ija[i];ma<=ija[i+1]-1;ma++) {
Loop through elements in A's row. Convoluted logic, following, accounts for the
various combinations of diagonal and off-diagonal elements.
ijma=ija[ma];
if (ijma == j) sum += sa[ma]*sb[j];
else {
while (mb < ijb[j+1]) {
ijmb=ijb[mb];
if (ijmb == i) {
sum += sa[i]*sb[mb++];
continue;
} else if (ijmb < ijma) {
mb++;
continue;
} else if (ijmb == ijma) {
sum += sa[ma]*sb[mb++];
continue;
}
break;
}
}
}
for (mbb=mb;mbb<=ijb[j+1]-1;mbb++) {      Exhaust the remainder of B's row.
if (ijb[mbb] == i) sum += sa[i]*sb[mbb];
}
sc[m]=sum;
sum=0.0;
if (mn >= ijc[i+1]) break;      Reset indices for next pass through loop.
j=ijc[m=mn++];
}
}
}

#include <math.h>

void sprstm(float sa[], unsigned long ija[], float sb[], unsigned long ijb[],
float thresh, unsigned long nmax, float sc[], unsigned long ijc[])
```

Sample page from NUMERICAL RECIPES IN C: THE ART OF SCIENTIFIC COMPUTING (ISBN 0-521-43108-5)  
Copyright (C) 1988-1992 by Cambridge University Press. Programs Copyright (C) 1988-1992 by Numerical Recipes Software.  
Permission is granted for internet users to make one paper copy for their own personal use. Further reproduction, or any copying of machine-readable files (including this one), to any server computer, is strictly prohibited. To order Numerical Recipes books or CDROMs, visit website <http://www.nr.com> or call 1-800-872-7423 (North America only), or send email to [directcustserv@cambridge.org](mailto:directcustserv@cambridge.org) (outside North America).

Matrix multiply  $\mathbf{A} \cdot \mathbf{B}^T$  where  $\mathbf{A}$  and  $\mathbf{B}$  are two sparse matrices in row-index storage mode, and  $\mathbf{B}^T$  is the transpose of  $\mathbf{B}$ . Here,  $sa$  and  $ija$  store the matrix  $\mathbf{A}$ ;  $sb$  and  $ijb$  store the matrix  $\mathbf{B}$ . This routine computes all components of the matrix product (which may be non-sparse!), but stores only those whose magnitude exceeds `thresh`. On output, the arrays  $sc$  and  $ijc$  (whose maximum size is input as `nmax`) give the product matrix in row-index storage mode. For sparse matrix multiplication, this routine will often be preceded by a call to `sprstp`, so as to construct the transpose of a known matrix into  $sb$ ,  $ijb$ .

```

{
void nrerror(char error_text[]);
unsigned long i,ijma,ijmb,j,k,ma,mb,mbb;
float sum;

if (ija[1] != ijb[1]) nrerror("sprstm: sizes do not match");
ijc[1]=k=ija[1];
for (i=1;i<=ija[1]-2;i++) {                               Loop over rows of A,
  for (j=1;j<=ijb[1]-2;j++) {                             and rows of B.
    if (i == j) sum=sa[i]*sb[j]; else sum=0.0e0;
    mb=ijb[j];
    for (ma=ija[i];ma<=ija[i+1]-1;ma++) {
      Loop through elements in A's row. Convoluted logic, following, accounts for the
      various combinations of diagonal and off-diagonal elements.
      ijma=ija[ma];
      if (ijma == j) sum += sa[ma]*sb[j];
      else {
        while (mb < ijb[j+1]) {
          ijmb=ijb[mb];
          if (ijmb == i) {
            sum += sa[i]*sb[mb++];
            continue;
          } else if (ijmb < ijma) {
            mb++;
            continue;
          } else if (ijmb == ijma) {
            sum += sa[ma]*sb[mb++];
            continue;
          }
          break;
        }
      }
    }
  }
  for (mbb=mb;mbb<=ijb[j+1]-1;mbb++) {                   Exhaust the remainder of B's row.
    if (ijb[mbb] == i) sum += sa[i]*sb[mbb];
  }
  if (i == j) sc[i]=sum;                                  Where to put the answer...
  else if (fabs(sum) > thresh) {
    if (k > nmax) nrerror("sprstm: nmax too small");
    sc[k]=sum;
    ijc[k++]=j;
  }
}
ijc[i+1]=k;
}
}

```

## Conjugate Gradient Method for a Sparse System

So-called *conjugate gradient methods* provide a quite general means for solving the  $N \times N$  linear system

$$\mathbf{A} \cdot \mathbf{x} = \mathbf{b} \quad (2.7.29)$$

The attractiveness of these methods for large sparse systems is that they reference  $\mathbf{A}$  only through its multiplication of a vector, or the multiplication of its transpose and a vector. As

Sample page from NUMERICAL RECIPES IN C: THE ART OF SCIENTIFIC COMPUTING (ISBN 0-521-43108-5)  
 Copyright (C) 1988-1992 by Cambridge University Press. Programs Copyright (C) 1988-1992 by Numerical Recipes Software.  
 Permission is granted for internet users to make one paper copy for their own personal use. Further reproduction, or any copying of machine-readable files (including this one), to any server computer, is strictly prohibited. To order Numerical Recipes books or CDROMs, visit website <http://www.nr.com> or call 1-800-872-7423 (North America only), or send email to [directcustserv@cambridge.org](mailto:directcustserv@cambridge.org) (outside North America).

we have seen, these operations can be very efficient for a properly stored sparse matrix. You, the “owner” of the matrix  $\mathbf{A}$ , can be asked to provide functions that perform these sparse matrix multiplications as efficiently as possible. We, the “grand strategists” supply the general routine, `linbcg` below, that solves the set of linear equations, (2.7.29), using your functions.

The simplest, “ordinary” conjugate gradient algorithm [11-13] solves (2.7.29) only in the case that  $\mathbf{A}$  is symmetric and positive definite. It is based on the idea of minimizing the function

$$f(\mathbf{x}) = \frac{1}{2} \mathbf{x} \cdot \mathbf{A} \cdot \mathbf{x} - \mathbf{b} \cdot \mathbf{x} \quad (2.7.30)$$

This function is minimized when its gradient

$$\nabla f = \mathbf{A} \cdot \mathbf{x} - \mathbf{b} \quad (2.7.31)$$

is zero, which is equivalent to (2.7.29). The minimization is carried out by generating a succession of search directions  $\mathbf{p}_k$  and improved minimizers  $\mathbf{x}_k$ . At each stage a quantity  $\alpha_k$  is found that minimizes  $f(\mathbf{x}_k + \alpha_k \mathbf{p}_k)$ , and  $\mathbf{x}_{k+1}$  is set equal to the new point  $\mathbf{x}_k + \alpha_k \mathbf{p}_k$ . The  $\mathbf{p}_k$  and  $\mathbf{x}_k$  are built up in such a way that  $\mathbf{x}_{k+1}$  is also the minimizer of  $f$  over the whole vector space of directions already taken,  $\{\mathbf{p}_1, \mathbf{p}_2, \dots, \mathbf{p}_k\}$ . After  $N$  iterations you arrive at the minimizer over the entire vector space, i.e., the solution to (2.7.29).

Later, in §10.6, we will generalize this “ordinary” conjugate gradient algorithm to the minimization of arbitrary nonlinear functions. Here, where our interest is in solving linear, but not necessarily positive definite or symmetric, equations, a different generalization is important, the *biconjugate gradient method*. This method does not, in general, have a simple connection with function minimization. It constructs four sequences of vectors,  $\mathbf{r}_k, \bar{\mathbf{r}}_k, \mathbf{p}_k, \bar{\mathbf{p}}_k, k = 1, 2, \dots$ . You supply the initial vectors  $\mathbf{r}_1$  and  $\bar{\mathbf{r}}_1$ , and set  $\mathbf{p}_1 = \mathbf{r}_1, \bar{\mathbf{p}}_1 = \bar{\mathbf{r}}_1$ . Then you carry out the following recurrence:

$$\begin{aligned} \alpha_k &= \frac{\bar{\mathbf{r}}_k \cdot \mathbf{r}_k}{\bar{\mathbf{p}}_k \cdot \mathbf{A} \cdot \mathbf{p}_k} \\ \mathbf{r}_{k+1} &= \mathbf{r}_k - \alpha_k \mathbf{A} \cdot \mathbf{p}_k \\ \bar{\mathbf{r}}_{k+1} &= \bar{\mathbf{r}}_k - \alpha_k \mathbf{A}^T \cdot \bar{\mathbf{p}}_k \\ \beta_k &= \frac{\bar{\mathbf{r}}_{k+1} \cdot \mathbf{r}_{k+1}}{\bar{\mathbf{r}}_k \cdot \mathbf{r}_k} \\ \mathbf{p}_{k+1} &= \mathbf{r}_{k+1} + \beta_k \mathbf{p}_k \\ \bar{\mathbf{p}}_{k+1} &= \bar{\mathbf{r}}_{k+1} + \beta_k \bar{\mathbf{p}}_k \end{aligned} \quad (2.7.32)$$

This sequence of vectors satisfies the *biorthogonality* condition

$$\bar{\mathbf{r}}_i \cdot \mathbf{r}_j = \mathbf{r}_i \cdot \bar{\mathbf{r}}_j = 0, \quad j < i \quad (2.7.33)$$

and the *biconjugacy* condition

$$\bar{\mathbf{p}}_i \cdot \mathbf{A} \cdot \mathbf{p}_j = \mathbf{p}_i \cdot \mathbf{A}^T \cdot \bar{\mathbf{p}}_j = 0, \quad j < i \quad (2.7.34)$$

There is also a mutual orthogonality,

$$\bar{\mathbf{r}}_i \cdot \mathbf{p}_j = \mathbf{r}_i \cdot \bar{\mathbf{p}}_j = 0, \quad j < i \quad (2.7.35)$$

The proof of these properties proceeds by straightforward induction [14]. As long as the recurrence does not break down earlier because one of the denominators is zero, it must terminate after  $m \leq N$  steps with  $\mathbf{r}_{m+1} = \bar{\mathbf{r}}_{m+1} = 0$ . This is basically because after at most  $N$  steps you run out of new orthogonal directions to the vectors you’ve already constructed.

To use the algorithm to solve the system (2.7.29), make an initial guess  $\mathbf{x}_1$  for the solution. Choose  $\mathbf{r}_1$  to be the *residual*

$$\mathbf{r}_1 = \mathbf{b} - \mathbf{A} \cdot \mathbf{x}_1 \quad (2.7.36)$$

and choose  $\bar{\mathbf{r}}_1 = \mathbf{r}_1$ . Then form the sequence of improved estimates

$$\mathbf{x}_{k+1} = \mathbf{x}_k + \alpha_k \mathbf{p}_k \quad (2.7.37)$$

while carrying out the recurrence (2.7.32). Equation (2.7.37) guarantees that  $\mathbf{r}_{k+1}$  from the recurrence is in fact the residual  $\mathbf{b} - \mathbf{A} \cdot \mathbf{x}_{k+1}$  corresponding to  $\mathbf{x}_{k+1}$ . Since  $\mathbf{r}_{m+1} = 0$ ,  $\mathbf{x}_{m+1}$  is the solution to equation (2.7.29).

While there is no guarantee that this whole procedure will not break down or become unstable for general  $\mathbf{A}$ , in practice this is rare. More importantly, the exact termination in at most  $N$  iterations occurs only with exact arithmetic. Roundoff error means that you should regard the process as a genuinely iterative procedure, to be halted when some appropriate error criterion is met.

The ordinary conjugate gradient algorithm is the special case of the biconjugate gradient algorithm when  $\mathbf{A}$  is symmetric, and we choose  $\bar{\mathbf{r}}_1 = \mathbf{r}_1$ . Then  $\bar{\mathbf{r}}_k = \mathbf{r}_k$  and  $\bar{\mathbf{p}}_k = \mathbf{p}_k$  for all  $k$ ; you can omit computing them and halve the work of the algorithm. This conjugate gradient version has the interpretation of minimizing equation (2.7.30). If  $\mathbf{A}$  is positive definite as well as symmetric, the algorithm cannot break down (in theory!). The routine `linbcg` below indeed reduces to the ordinary conjugate gradient method if you input a symmetric  $\mathbf{A}$ , but it does all the redundant computations.

Another variant of the general algorithm corresponds to a symmetric but non-positive definite  $\mathbf{A}$ , with the choice  $\bar{\mathbf{r}}_1 = \mathbf{A} \cdot \mathbf{r}_1$  instead of  $\bar{\mathbf{r}}_1 = \mathbf{r}_1$ . In this case  $\bar{\mathbf{r}}_k = \mathbf{A} \cdot \mathbf{r}_k$  and  $\bar{\mathbf{p}}_k = \mathbf{A} \cdot \mathbf{p}_k$  for all  $k$ . This algorithm is thus equivalent to the ordinary conjugate gradient algorithm, but with all dot products  $\mathbf{a} \cdot \mathbf{b}$  replaced by  $\mathbf{a} \cdot \mathbf{A} \cdot \mathbf{b}$ . It is called the *minimum residual* algorithm, because it corresponds to successive minimizations of the function

$$\Phi(\mathbf{x}) = \frac{1}{2} \mathbf{r} \cdot \mathbf{r} = \frac{1}{2} |\mathbf{A} \cdot \mathbf{x} - \mathbf{b}|^2 \quad (2.7.38)$$

where the successive iterates  $\mathbf{x}_k$  minimize  $\Phi$  over the same set of search directions  $\mathbf{p}_k$  generated in the conjugate gradient method. This algorithm has been generalized in various ways for unsymmetric matrices. The *generalized minimum residual* method (GMRES; see [9,15]) is probably the most robust of these methods.

Note that equation (2.7.38) gives

$$\nabla \Phi(\mathbf{x}) = \mathbf{A}^T \cdot (\mathbf{A} \cdot \mathbf{x} - \mathbf{b}) \quad (2.7.39)$$

For any nonsingular matrix  $\mathbf{A}$ ,  $\mathbf{A}^T \cdot \mathbf{A}$  is symmetric and positive definite. You might therefore be tempted to solve equation (2.7.29) by applying the ordinary conjugate gradient algorithm to the problem

$$(\mathbf{A}^T \cdot \mathbf{A}) \cdot \mathbf{x} = \mathbf{A}^T \cdot \mathbf{b} \quad (2.7.40)$$

Don't! The condition number of the matrix  $\mathbf{A}^T \cdot \mathbf{A}$  is the square of the condition number of  $\mathbf{A}$  (see §2.6 for definition of condition number). A large condition number both increases the number of iterations required, and limits the accuracy to which a solution can be obtained. It is almost always better to apply the biconjugate gradient method to the original matrix  $\mathbf{A}$ .

So far we have said nothing about the *rate* of convergence of these methods. The ordinary conjugate gradient method works well for matrices that are well-conditioned, i.e., "close" to the identity matrix. This suggests applying these methods to the *preconditioned* form of equation (2.7.29),

$$(\tilde{\mathbf{A}}^{-1} \cdot \mathbf{A}) \cdot \mathbf{x} = \tilde{\mathbf{A}}^{-1} \cdot \mathbf{b} \quad (2.7.41)$$

The idea is that you might already be able to solve your linear system easily for some  $\tilde{\mathbf{A}}$  close to  $\mathbf{A}$ , in which case  $\tilde{\mathbf{A}}^{-1} \cdot \mathbf{A} \approx \mathbf{I}$ , allowing the algorithm to converge in fewer steps. The matrix  $\tilde{\mathbf{A}}$  is called a *preconditioner* [11], and the overall scheme given here is known as the *preconditioned biconjugate gradient method* or *PBCG*.

For efficient implementation, the PBCG algorithm introduces an additional set of vectors  $\mathbf{z}_k$  and  $\bar{\mathbf{z}}_k$  defined by

$$\tilde{\mathbf{A}} \cdot \mathbf{z}_k = \mathbf{r}_k \quad \text{and} \quad \tilde{\mathbf{A}}^T \cdot \bar{\mathbf{z}}_k = \bar{\mathbf{r}}_k \quad (2.7.42)$$

and modifies the definitions of  $\alpha_k$ ,  $\beta_k$ ,  $\mathbf{p}_k$ , and  $\bar{\mathbf{p}}_k$  in equation (2.7.32):

$$\begin{aligned}\alpha_k &= \frac{\bar{\mathbf{r}}_k \cdot \mathbf{z}_k}{\bar{\mathbf{p}}_k \cdot \mathbf{A} \cdot \mathbf{p}_k} \\ \beta_k &= \frac{\bar{\mathbf{r}}_{k+1} \cdot \mathbf{z}_{k+1}}{\bar{\mathbf{r}}_k \cdot \mathbf{z}_k} \\ \mathbf{p}_{k+1} &= \mathbf{z}_{k+1} + \beta_k \mathbf{p}_k \\ \bar{\mathbf{p}}_{k+1} &= \bar{\mathbf{z}}_{k+1} + \beta_k \bar{\mathbf{p}}_k\end{aligned}\tag{2.7.43}$$

For `linbcg`, below, we will ask you to supply routines that solve the auxiliary linear systems (2.7.42). If you have no idea what to use for the preconditioner  $\tilde{\mathbf{A}}$ , then use the diagonal part of  $\mathbf{A}$ , or even the identity matrix, in which case the burden of convergence will be entirely on the biconjugate gradient method itself.

The routine `linbcg`, below, is based on a program originally written by Anne Greenbaum. (See [13] for a different, less sophisticated, implementation.) There are a few wrinkles you should know about.

What constitutes “good” convergence is rather application dependent. The routine `linbcg` therefore provides for four possibilities, selected by setting the flag `itol` on input. If `itol=1`, iteration stops when the quantity  $|\mathbf{A} \cdot \mathbf{x} - \mathbf{b}|/|\mathbf{b}|$  is less than the input quantity `tol`. If `itol=2`, the required criterion is

$$|\tilde{\mathbf{A}}^{-1} \cdot (\mathbf{A} \cdot \mathbf{x} - \mathbf{b})|/|\tilde{\mathbf{A}}^{-1} \cdot \mathbf{b}| < \text{tol}\tag{2.7.44}$$

If `itol=3`, the routine uses its own estimate of the error in  $\mathbf{x}$ , and requires its magnitude, divided by the magnitude of  $\mathbf{x}$ , to be less than `tol`. The setting `itol=4` is the same as `itol=3`, except that the largest (in absolute value) component of the error and largest component of  $\mathbf{x}$  are used instead of the vector magnitude (that is, the  $L_\infty$  norm instead of the  $L_2$  norm). You may need to experiment to find which of these convergence criteria is best for your problem.

On output, `err` is the tolerance actually achieved. If the returned count `iter` does not indicate that the maximum number of allowed iterations `itmax` was exceeded, then `err` should be less than `tol`. If you want to do further iterations, leave all returned quantities as they are and call the routine again. The routine loses its memory of the spanned conjugate gradient subspace between calls, however, so you should not force it to return more often than about every  $N$  iterations.

Finally, note that `linbcg` is furnished in double precision, since it will be usually be used when  $N$  is quite large.

```
#include <stdio.h>
#include <math.h>
#include "nrutil.h"
#define EPS 1.0e-14
```

```
void linbcg(unsigned long n, double b[], double x[], int itol, double tol,
            int itmax, int *iter, double *err)
```

Solves  $\mathbf{A} \cdot \mathbf{x} = \mathbf{b}$  for  $\mathbf{x}[1..n]$ , given  $\mathbf{b}[1..n]$ , by the iterative biconjugate gradient method. On input  $\mathbf{x}[1..n]$  should be set to an initial guess of the solution (or all zeros); `itol` is 1,2,3, or 4, specifying which convergence test is applied (see text); `itmax` is the maximum number of allowed iterations; and `tol` is the desired convergence tolerance. On output,  $\mathbf{x}[1..n]$  is reset to the improved solution, `iter` is the number of iterations actually taken, and `err` is the estimated error. The matrix  $\mathbf{A}$  is referenced only through the user-supplied routines `atimes`, which computes the product of either  $\mathbf{A}$  or its transpose on a vector; and `asolve`, which solves  $\tilde{\mathbf{A}} \cdot \mathbf{x} = \mathbf{b}$  or  $\tilde{\mathbf{A}}^T \cdot \mathbf{x} = \mathbf{b}$  for some preconditioner matrix  $\tilde{\mathbf{A}}$  (possibly the trivial diagonal part of  $\mathbf{A}$ ).

```
{
    void asolve(unsigned long n, double b[], double x[], int itrns);
    void atimes(unsigned long n, double x[], double r[], int itrns);
    double snrm(unsigned long n, double sx[], int itol);
    unsigned long j;
    double ak, akden, bk, bkden, bknum, bnrm, dxnrm, xnrm, zm1nrm, znrm;
    double *p,*pp,*r,*rr,*z,*zz;      Double precision is a good idea in this routine.
```



```

p=dvector(1,n);
pp=dvector(1,n);
r=dvector(1,n);
rr=dvector(1,n);
z=dvector(1,n);
zz=dvector(1,n);

Calculate initial residual.
*iter=0;
atimes(n,x,r,0);
for (j=1;j<=n;j++) {
    r[j]=b[j]-r[j];
    rr[j]=r[j];
}
/* atimes(n,r,rr,0); */
if (itol == 1) {
    bnorm=snorm(n,b,itol);
    asolve(n,r,z,0);
}
else if (itol == 2) {
    asolve(n,b,z,0);
    bnorm=snorm(n,z,itol);
    asolve(n,r,z,0);
}
else if (itol == 3 || itol == 4) {
    asolve(n,b,z,0);
    bnorm=snorm(n,z,itol);
    asolve(n,r,z,0);
    znorm=snorm(n,z,itol);
} else nrerror("illegal itol in linbcg");
while (*iter <= itmax) {
    ++(*iter);
    asolve(n,rr,zz,1);
    for (bknum=0.0,j=1;j<=n;j++) bknum += z[j]*rr[j];
    Calculate coefficient bk and direction vectors p and pp.
    if (*iter == 1) {
        for (j=1;j<=n;j++) {
            p[j]=z[j];
            pp[j]=zz[j];
        }
    }
    else {
        bk=bknum/bkden;
        for (j=1;j<=n;j++) {
            p[j]=bk*p[j]+z[j];
            pp[j]=bk*pp[j]+zz[j];
        }
    }
    bkden=bknum;
    atimes(n,p,z,0);
    for (akden=0.0,j=1;j<=n;j++) akden += z[j]*pp[j];
    ak=bknum/akden;
    atimes(n,pp,zz,1);
    for (j=1;j<=n;j++) {
        x[j] += ak*p[j];
        r[j] -= ak*z[j];
        rr[j] -= ak*zz[j];
    }
    asolve(n,r,z,0);
    if (itol == 1)
        *err=snorm(n,r,itol)/bnrm;
    else if (itol == 2)
        *err=snorm(n,z,itol)/bnrm;
}

```

Input to atimes is  $x[1..n]$ , output is  $r[1..n]$ ; the final 0 indicates that the matrix (not its transpose) is to be used.

Uncomment this line to get the "minimum residual" variant of the algorithm.

Input to asolve is  $r[1..n]$ , output is  $z[1..n]$ ; the final 0 indicates that the matrix  $\tilde{A}$  (not its transpose) is to be used.

Main loop.

Final 1 indicates use of transpose matrix  $\tilde{A}^T$ .

Calculate coefficient  $ak$ , new iterate  $x$ , and new residuals  $r$  and  $rr$ .

Solve  $\tilde{A} \cdot z = r$  and check stopping criterion.

```

else if (itol == 3 || itol == 4) {
    zminrm=znrnm;
    znrnm=snrm(n,z,itol);
    if (fabs(zminrm-znrnm) > EPS*znrnm) {
        dxnrm=fabs(ak)*snrm(n,p,itol);
        *err=znrnm/fabs(zminrm-znrnm)*dxnrm;
    } else {
        *err=znrnm/bnrm;           Error may not be accurate, so loop again.
        continue;
    }
    xnrnm=snrm(n,x,itol);
    if (*err <= 0.5*xnrnm) *err /= xnrnm;
    else {
        *err=znrnm/bnrm;           Error may not be accurate, so loop again.
        continue;
    }
}
printf("iter=%4d err=%12.6f\n",*iter,*err);
if (*err <= tol) break;
}

free_dvector(p,1,n);
free_dvector(pp,1,n);
free_dvector(r,1,n);
free_dvector(rr,1,n);
free_dvector(z,1,n);
free_dvector(zz,1,n);
}

```

The routine `linbcg` uses this short utility for computing vector norms:

```

#include <math.h>

double snrm(unsigned long n, double sx[], int itol)
Compute one of two norms for a vector sx[1..n], as signaled by itol. Used by linbcg.
{
    unsigned long i,isamax;
    double ans;

    if (itol <= 3) {
        ans = 0.0;
        for (i=1;i<=n;i++) ans += sx[i]*sx[i];           Vector magnitude norm.
        return sqrt(ans);
    } else {
        isamax=1;
        for (i=1;i<=n;i++) {                             Largest component norm.
            if (fabs(sx[i]) > fabs(sx[isamax])) isamax=i;
        }
        return fabs(sx[isamax]);
    }
}

```

So that the specifications for the routines `atimes` and `asolve` are clear, we list here simple versions that assume a matrix **A** stored somewhere in row-index sparse format.

```

extern unsigned long ija[];
extern double sa[];           The matrix is stored somewhere.

void atimes(unsigned long n, double x[], double r[], int itrns)
{
    void dsprsa(double sa[], unsigned long ija[], double x[], double b[],
        unsigned long n);
}

```

```

void dsprstx(double sa[], unsigned long ija[], double x[], double b[],
             unsigned long n);
These are double versions of sprsax and sprstx.

if (itrnsp) dsprstx(sa,ija,x,r,n);
else dsprsax(sa,ija,x,r,n);
}

extern unsigned long ija[];
extern double sa[];           The matrix is stored somewhere.

void asolve(unsigned long n, double b[], double x[], int itrnsp)
{
    unsigned long i;

    for(i=1;i<=n;i++) x[i]=(sa[i] != 0.0 ? b[i]/sa[i] : b[i]);
    The matrix  $\tilde{A}$  is the diagonal part of  $A$ , stored in the first  $n$  elements of  $sa$ . Since the
    transpose matrix has the same diagonal, the flag  $itrnsp$  is not used.
}

```

## CITED REFERENCES AND FURTHER READING:

- Tewarson, R.P. 1973, *Sparse Matrices* (New York: Academic Press). [1]
- Jacobs, D.A.H. (ed.) 1977, *The State of the Art in Numerical Analysis* (London: Academic Press), Chapter I.3 (by J.K. Reid). [2]
- George, A., and Liu, J.W.H. 1981, *Computer Solution of Large Sparse Positive Definite Systems* (Englewood Cliffs, NJ: Prentice-Hall). [3]
- NAG Fortran Library* (Numerical Algorithms Group, 256 Banbury Road, Oxford OX27DE, U.K.). [4]
- IMSL Math/Library Users Manual* (IMSL Inc., 2500 CityWest Boulevard, Houston TX 77042). [5]
- Eisenstat, S.C., Gursky, M.C., Schultz, M.H., and Sherman, A.H. 1977, *Yale Sparse Matrix Package*, Technical Reports 112 and 114 (Yale University Department of Computer Science). [6]
- Knuth, D.E. 1968, *Fundamental Algorithms*, vol. 1 of *The Art of Computer Programming* (Reading, MA: Addison-Wesley), §2.2.6. [7]
- Kincaid, D.R., Respass, J.R., Young, D.M., and Grimes, R.G. 1982, *ACM Transactions on Mathematical Software*, vol. 8, pp. 302–322. [8]
- PCGPAK User's Guide* (New Haven: Scientific Computing Associates, Inc.). [9]
- Bentley, J. 1986, *Programming Pearls* (Reading, MA: Addison-Wesley), §9. [10]
- Golub, G.H., and Van Loan, C.F. 1989, *Matrix Computations*, 2nd ed. (Baltimore: Johns Hopkins University Press), Chapters 4 and 10, particularly §§10.2–10.3. [11]
- Stoer, J., and Bulirsch, R. 1980, *Introduction to Numerical Analysis* (New York: Springer-Verlag), Chapter 8. [12]
- Baker, L. 1991, *More C Tools for Scientists and Engineers* (New York: McGraw-Hill). [13]
- Fletcher, R. 1976, in *Numerical Analysis Dundee 1975*, Lecture Notes in Mathematics, vol. 506, A. Dold and B. Eckmann, eds. (Berlin: Springer-Verlag), pp. 73–89. [14]
- Saad, Y., and Schultz, M. 1986, *SIAM Journal on Scientific and Statistical Computing*, vol. 7, pp. 856–869. [15]
- Bunch, J.R., and Rose, D.J. (eds.) 1976, *Sparse Matrix Computations* (New York: Academic Press).
- Duff, I.S., and Stewart, G.W. (eds.) 1979, *Sparse Matrix Proceedings 1978* (Philadelphia: S.I.A.M.).

Sample page from NUMERICAL RECIPES IN C: THE ART OF SCIENTIFIC COMPUTING (ISBN 0-521-43108-5)  
 Copyright (C) 1988-1992 by Cambridge University Press. Programs Copyright (C) 1988-1992 by Numerical Recipes Software.  
 Permission is granted for internet users to make one paper copy for their own personal use. Further reproduction, or any copying of machine-readable files (including this one), to any server computer, is strictly prohibited. To order Numerical Recipes books or CDROMs, visit website <http://www.nr.com> or call 1-800-872-7423 (North America only), or send email to [directcustserv@cambridge.org](mailto:directcustserv@cambridge.org) (outside North America).

## 2.8 Vandermonde Matrices and Toeplitz Matrices

In §2.4 the case of a tridiagonal matrix was treated specially, because that particular type of linear system admits a solution in only of order  $N$  operations, rather than of order  $N^3$  for the general linear problem. When such particular types exist, it is important to know about them. Your computational savings, should you ever happen to be working on a problem that involves the right kind of particular type, can be enormous.

This section treats two special types of matrices that can be solved in of order  $N^2$  operations, not as good as tridiagonal, but a lot better than the general case. (Other than the operations count, these two types having nothing in common.) Matrices of the first type, termed *Vandermonde matrices*, occur in some problems having to do with the fitting of polynomials, the reconstruction of distributions from their moments, and also other contexts. In this book, for example, a Vandermonde problem crops up in §3.5. Matrices of the second type, termed *Toeplitz matrices*, tend to occur in problems involving deconvolution and signal processing. In this book, a Toeplitz problem is encountered in §13.7.

These are not the *only* special types of matrices worth knowing about. The *Hilbert matrices*, whose components are of the form  $a_{ij} = 1/(i + j - 1)$ ,  $i, j = 1, \dots, N$  can be inverted by an exact integer algorithm, and are very *difficult* to invert in any other way, since they are notoriously ill-conditioned (see [1] for details). The Sherman-Morrison and Woodbury formulas, discussed in §2.7, can sometimes be used to convert new special forms into old ones. Reference [2] gives some other special forms. We have not found these additional forms to arise as frequently as the two that we now discuss.

### Vandermonde Matrices

A Vandermonde matrix of size  $N \times N$  is completely determined by  $N$  arbitrary numbers  $x_1, x_2, \dots, x_N$ , in terms of which its  $N^2$  components are the integer powers  $x_i^{j-1}$ ,  $i, j = 1, \dots, N$ . Evidently there are two possible such forms, depending on whether we view the  $i$ 's as rows,  $j$ 's as columns, or vice versa. In the former case, we get a linear system of equations that looks like this,

$$\begin{bmatrix} 1 & x_1 & x_1^2 & \cdots & x_1^{N-1} \\ 1 & x_2 & x_2^2 & \cdots & x_2^{N-1} \\ \vdots & \vdots & \vdots & \ddots & \vdots \\ 1 & x_N & x_N^2 & \cdots & x_N^{N-1} \end{bmatrix} \cdot \begin{bmatrix} c_1 \\ c_2 \\ \vdots \\ c_N \end{bmatrix} = \begin{bmatrix} y_1 \\ y_2 \\ \vdots \\ y_N \end{bmatrix} \quad (2.8.1)$$

Performing the matrix multiplication, you will see that this equation solves for the unknown coefficients  $c_i$  which fit a polynomial to the  $N$  pairs of abscissas and ordinates  $(x_j, y_j)$ . Precisely this problem will arise in §3.5, and the routine given there will solve (2.8.1) by the method that we are about to describe.

## 2.8 Vandermonde Matrices and Toeplitz Matrices

In §2.4 the case of a tridiagonal matrix was treated specially, because that particular type of linear system admits a solution in only of order  $N$  operations, rather than of order  $N^3$  for the general linear problem. When such particular types exist, it is important to know about them. Your computational savings, should you ever happen to be working on a problem that involves the right kind of particular type, can be enormous.

This section treats two special types of matrices that can be solved in of order  $N^2$  operations, not as good as tridiagonal, but a lot better than the general case. (Other than the operations count, these two types having nothing in common.) Matrices of the first type, termed *Vandermonde matrices*, occur in some problems having to do with the fitting of polynomials, the reconstruction of distributions from their moments, and also other contexts. In this book, for example, a Vandermonde problem crops up in §3.5. Matrices of the second type, termed *Toeplitz matrices*, tend to occur in problems involving deconvolution and signal processing. In this book, a Toeplitz problem is encountered in §13.7.

These are not the *only* special types of matrices worth knowing about. The *Hilbert matrices*, whose components are of the form  $a_{ij} = 1/(i + j - 1)$ ,  $i, j = 1, \dots, N$  can be inverted by an exact integer algorithm, and are very *difficult* to invert in any other way, since they are notoriously ill-conditioned (see [1] for details). The Sherman-Morrison and Woodbury formulas, discussed in §2.7, can sometimes be used to convert new special forms into old ones. Reference [2] gives some other special forms. We have not found these additional forms to arise as frequently as the two that we now discuss.

### Vandermonde Matrices

A Vandermonde matrix of size  $N \times N$  is completely determined by  $N$  arbitrary numbers  $x_1, x_2, \dots, x_N$ , in terms of which its  $N^2$  components are the integer powers  $x_i^{j-1}$ ,  $i, j = 1, \dots, N$ . Evidently there are two possible such forms, depending on whether we view the  $i$ 's as rows,  $j$ 's as columns, or vice versa. In the former case, we get a linear system of equations that looks like this,

$$\begin{bmatrix} 1 & x_1 & x_1^2 & \cdots & x_1^{N-1} \\ 1 & x_2 & x_2^2 & \cdots & x_2^{N-1} \\ \vdots & \vdots & \vdots & \ddots & \vdots \\ 1 & x_N & x_N^2 & \cdots & x_N^{N-1} \end{bmatrix} \cdot \begin{bmatrix} c_1 \\ c_2 \\ \vdots \\ c_N \end{bmatrix} = \begin{bmatrix} y_1 \\ y_2 \\ \vdots \\ y_N \end{bmatrix} \quad (2.8.1)$$

Performing the matrix multiplication, you will see that this equation solves for the unknown coefficients  $c_i$  which fit a polynomial to the  $N$  pairs of abscissas and ordinates  $(x_j, y_j)$ . Precisely this problem will arise in §3.5, and the routine given there will solve (2.8.1) by the method that we are about to describe.

The alternative identification of rows and columns leads to the set of equations

$$\begin{bmatrix} 1 & 1 & \cdots & 1 \\ x_1 & x_2 & \cdots & x_N \\ x_1^2 & x_2^2 & \cdots & x_N^2 \\ \vdots & \vdots & \ddots & \vdots \\ x_1^{N-1} & x_2^{N-1} & \cdots & x_N^{N-1} \end{bmatrix} \cdot \begin{bmatrix} w_1 \\ w_2 \\ w_3 \\ \vdots \\ w_N \end{bmatrix} = \begin{bmatrix} q_1 \\ q_2 \\ q_3 \\ \vdots \\ q_N \end{bmatrix} \quad (2.8.2)$$

Write this out and you will see that it relates to the *problem of moments*: Given the values of  $N$  points  $x_i$ , find the unknown weights  $w_i$ , assigned so as to match the given values  $q_j$  of the first  $N$  moments. (For more on this problem, consult [3].) The routine given in this section solves (2.8.2).

The method of solution of both (2.8.1) and (2.8.2) is closely related to Lagrange's polynomial interpolation formula, which we will not formally meet until §3.1 below. Notwithstanding, the following derivation should be comprehensible:

Let  $P_j(x)$  be the polynomial of degree  $N - 1$  defined by

$$P_j(x) = \prod_{\substack{n=1 \\ (n \neq j)}}^N \frac{x - x_n}{x_j - x_n} = \sum_{k=1}^N A_{jk} x^{k-1} \quad (2.8.3)$$

Here the meaning of the last equality is to define the components of the matrix  $A_{ij}$  as the coefficients that arise when the product is multiplied out and like terms collected.

The polynomial  $P_j(x)$  is a function of  $x$  generally. But you will notice that it is specifically designed so that it takes on a value of zero at all  $x_i$  with  $i \neq j$ , and has a value of unity at  $x = x_j$ . In other words,

$$P_j(x_i) = \delta_{ij} = \sum_{k=1}^N A_{jk} x_i^{k-1} \quad (2.8.4)$$

But (2.8.4) says that  $A_{jk}$  is exactly the inverse of the matrix of components  $x_i^{k-1}$ , which appears in (2.8.2), with the subscript as the column index. Therefore the solution of (2.8.2) is just that matrix inverse times the right-hand side,

$$w_j = \sum_{k=1}^N A_{jk} q_k \quad (2.8.5)$$

As for the transpose problem (2.8.1), we can use the fact that the inverse of the transpose is the transpose of the inverse, so

$$c_j = \sum_{k=1}^N A_{kj} y_k \quad (2.8.6)$$

The routine in §3.5 implements this.

It remains to find a good way of multiplying out the monomial terms in (2.8.3), in order to get the components of  $A_{jk}$ . This is essentially a bookkeeping problem, and we will let you read the routine itself to see how it can be solved. One trick is to define a master  $P(x)$  by

$$P(x) \equiv \prod_{n=1}^N (x - x_n) \quad (2.8.7)$$

work out its coefficients, and then obtain the numerators and denominators of the specific  $P_j$ 's via synthetic division by the one supernumerary term. (See §5.3 for more on synthetic division.) Since each such division is only a process of order  $N$ , the total procedure is of order  $N^2$ .

You should be warned that Vandermonde systems are notoriously ill-conditioned, by their very nature. (As an aside anticipating §5.8, the reason is the same as that which makes Chebyshev fitting so impressively accurate: there exist high-order polynomials that are very good uniform fits to zero. Hence roundoff error can introduce rather substantial coefficients of the leading terms of these polynomials.) It is a good idea always to compute Vandermonde problems in double precision.

The routine for (2.8.2) which follows is due to G.B. Rybicki.

```
#include "nrutil.h"

void vander(double x[], double w[], double q[], int n)
Solves the Vandermonde linear system  $\sum_{i=1}^N x_i^{k-1} w_i = q_k$  ( $k = 1, \dots, N$ ). Input consists of
the vectors x[1..n] and q[1..n]; the vector w[1..n] is output.
{
  int i,j,k;
  double b,s,t,xx;
  double *c;

  c=dvector(1,n);
  if (n == 1) w[1]=q[1];
  else {
    for (i=1;i<=n;i++) c[i]=0.0;          Initialize array.
    c[n] = -x[1];                        Coefficients of the master polynomial are found
    for (i=2;i<=n;i++) {                  by recursion.
      xx = -x[i];
      for (j=(n+1-i);j<=(n-1);j++) c[j] += xx*c[j+1];
      c[n] += xx;
    }
    for (i=1;i<=n;i++) {                  Each subfactor in turn
      xx=x[i];
      t=b=1.0;
      s=q[n];
      for (k=n;k>=2;k--) {                is synthetically divided,
        b=c[k]+xx*b;                      matrix-multiplied by the right-hand side,
        s += q[k-1]*b;                    and supplied with a denominator.
        t=xx*t+b;
      }
      w[i]=s/t;
    }
  }
  free_dvector(c,1,n);
}
```

## Toeplitz Matrices

An  $N \times N$  Toeplitz matrix is specified by giving  $2N - 1$  numbers  $R_k$ ,  $k = -N + 1, \dots, -1, 0, 1, \dots, N - 1$ . Those numbers are then emplaced as matrix elements constant along the (upper-left to lower-right) diagonals of the matrix:

$$\begin{bmatrix} R_0 & R_{-1} & R_{-2} & \cdots & R_{-(N-2)} & R_{-(N-1)} \\ R_1 & R_0 & R_{-1} & \cdots & R_{-(N-3)} & R_{-(N-2)} \\ R_2 & R_1 & R_0 & \cdots & R_{-(N-4)} & R_{-(N-3)} \\ \cdots & & & \cdots & & \\ R_{N-2} & R_{N-3} & R_{N-4} & \cdots & R_0 & R_{-1} \\ R_{N-1} & R_{N-2} & R_{N-3} & \cdots & R_1 & R_0 \end{bmatrix} \quad (2.8.8)$$

The linear Toeplitz problem can thus be written as

$$\sum_{j=1}^N R_{i-j} x_j = y_i \quad (i = 1, \dots, N) \quad (2.8.9)$$

where the  $x_j$ 's,  $j = 1, \dots, N$ , are the unknowns to be solved for.

The Toeplitz matrix is symmetric if  $R_k = R_{-k}$  for all  $k$ . Levinson [4] developed an algorithm for fast solution of the symmetric Toeplitz problem, by a *bordering method*, that is,

a recursive procedure that solves the  $M$ -dimensional Toeplitz problem

$$\sum_{j=1}^M R_{i-j} x_j^{(M)} = y_i \quad (i = 1, \dots, M) \quad (2.8.10)$$

in turn for  $M = 1, 2, \dots$  until  $M = N$ , the desired result, is finally reached. The vector  $x_j^{(M)}$  is the result at the  $M$ th stage, and becomes the desired answer only when  $N$  is reached.

Levinson's method is well documented in standard texts (e.g., [5]). The useful fact that the method generalizes to the *nonsymmetric* case seems to be less well known. At some risk of excessive detail, we therefore give a derivation here, due to G.B. Rybicki.

In following a recursion from step  $M$  to step  $M + 1$  we find that our developing solution  $x^{(M)}$  changes in this way:

$$\sum_{j=1}^M R_{i-j} x_j^{(M)} = y_i \quad i = 1, \dots, M \quad (2.8.11)$$

becomes

$$\sum_{j=1}^M R_{i-j} x_j^{(M+1)} + R_{i-(M+1)} x_{M+1}^{(M+1)} = y_i \quad i = 1, \dots, M + 1 \quad (2.8.12)$$

By eliminating  $y_i$  we find

$$\sum_{j=1}^M R_{i-j} \left( \frac{x_j^{(M)} - x_j^{(M+1)}}{x_{M+1}^{(M+1)}} \right) = R_{i-(M+1)} \quad i = 1, \dots, M \quad (2.8.13)$$

or by letting  $i \rightarrow M + 1 - i$  and  $j \rightarrow M + 1 - j$ ,

$$\sum_{j=1}^M R_{j-i} G_j^{(M)} = R_{-i} \quad (2.8.14)$$

where

$$G_j^{(M)} \equiv \frac{x_{M+1-j}^{(M)} - x_{M+1-j}^{(M+1)}}{x_{M+1}^{(M+1)}} \quad (2.8.15)$$

To put this another way,

$$x_{M+1-j}^{(M+1)} = x_{M+1-j}^{(M)} - x_{M+1}^{(M+1)} G_j^{(M)} \quad j = 1, \dots, M \quad (2.8.16)$$

Thus, if we can use recursion to find the order  $M$  quantities  $x^{(M)}$  and  $G^{(M)}$  and the single order  $M + 1$  quantity  $x_{M+1}^{(M+1)}$ , then all of the other  $x_j^{(M+1)}$  will follow. Fortunately, the quantity  $x_{M+1}^{(M+1)}$  follows from equation (2.8.12) with  $i = M + 1$ ,

$$\sum_{j=1}^M R_{M+1-j} x_j^{(M+1)} + R_0 x_{M+1}^{(M+1)} = y_{M+1} \quad (2.8.17)$$

For the unknown order  $M + 1$  quantities  $x_j^{(M+1)}$  we can substitute the previous order quantities in  $G$  since

$$G_{M+1-j}^{(M)} = \frac{x_j^{(M)} - x_j^{(M+1)}}{x_{M+1}^{(M+1)}} \quad (2.8.18)$$

The result of this operation is

$$x_{M+1}^{(M+1)} = \frac{\sum_{j=1}^M R_{M+1-j} x_j^{(M)} - y_{M+1}}{\sum_{j=1}^M R_{M+1-j} G_{M+1-j}^{(M)} - R_0} \quad (2.8.19)$$



The only remaining problem is to develop a recursion relation for  $G$ . Before we do that, however, we should point out that there are actually two distinct sets of solutions to the original linear problem for a nonsymmetric matrix, namely right-hand solutions (which we have been discussing) and left-hand solutions  $z_i$ . The formalism for the left-hand solutions differs only in that we deal with the equations

$$\sum_{j=1}^M R_{j-i} z_j^{(M)} = y_i \quad i = 1, \dots, M \quad (2.8.20)$$

Then, the same sequence of operations on this set leads to

$$\sum_{j=1}^M R_{i-j} H_j^{(M)} = R_i \quad (2.8.21)$$

where

$$H_j^{(M)} \equiv \frac{z_{M+1-j}^{(M)} - z_{M+1-j}^{(M+1)}}{z_{M+1}^{(M+1)}} \quad (2.8.22)$$

(compare with 2.8.14 – 2.8.15). The reason for mentioning the left-hand solutions now is that, by equation (2.8.21), the  $H_j$  satisfy exactly the same equation as the  $x_j$  except for the substitution  $y_i \rightarrow R_i$  on the right-hand side. Therefore we can quickly deduce from equation (2.8.19) that

$$H_{M+1}^{(M+1)} = \frac{\sum_{j=1}^M R_{M+1-j} H_j^{(M)} - R_{M+1}}{\sum_{j=1}^M R_{M+1-j} G_{M+1-j}^{(M)} - R_0} \quad (2.8.23)$$

By the same token,  $G$  satisfies the same equation as  $z$ , except for the substitution  $y_i \rightarrow R_{-i}$ . This gives

$$G_{M+1}^{(M+1)} = \frac{\sum_{j=1}^M R_{j-M-1} G_j^{(M)} - R_{-M-1}}{\sum_{j=1}^M R_{j-M-1} H_{M+1-j}^{(M)} - R_0} \quad (2.8.24)$$

The same “morphism” also turns equation (2.8.16), and its partner for  $z$ , into the final equations

$$\begin{aligned} G_j^{(M+1)} &= G_j^{(M)} - G_{M+1}^{(M+1)} H_{M+1-j}^{(M)} \\ H_j^{(M+1)} &= H_j^{(M)} - H_{M+1}^{(M+1)} G_{M+1-j}^{(M)} \end{aligned} \quad (2.8.25)$$

Now, starting with the initial values

$$x_1^{(1)} = y_1/R_0 \quad G_1^{(1)} = R_{-1}/R_0 \quad H_1^{(1)} = R_1/R_0 \quad (2.8.26)$$

we can recurse away. At each stage  $M$  we use equations (2.8.23) and (2.8.24) to find  $H_{M+1}^{(M+1)}$ ,  $G_{M+1}^{(M+1)}$ , and then equation (2.8.25) to find the other components of  $H^{(M+1)}$ ,  $G^{(M+1)}$ . From there the vectors  $x^{(M+1)}$  and/or  $z^{(M+1)}$  are easily calculated.

The program below does this. It incorporates the second equation in (2.8.25) in the form

$$H_{M+1-j}^{(M+1)} = H_{M+1-j}^{(M)} - H_{M+1}^{(M+1)} G_j^{(M)} \quad (2.8.27)$$

so that the computation can be done “in place.”

Notice that the above algorithm fails if  $R_0 = 0$ . In fact, because the bordering method does not allow pivoting, the algorithm will fail if any of the diagonal principal minors of the original Toeplitz matrix vanish. (Compare with discussion of the tridiagonal algorithm in §2.4.) If the algorithm fails, your matrix is not necessarily singular — you might just have to solve your problem by a slower and more general algorithm such as  $LU$  decomposition with pivoting.

The routine that implements equations (2.8.23)–(2.8.27) is also due to Rybicki. Note that the routine’s  $r[n+j]$  is equal to  $R_j$  above, so that subscripts on the  $r$  array vary from 1 to  $2N - 1$ .

```

#include "nrutil.h"
#define FREERETURN {free_vector(h,1,n);free_vector(g,1,n);return;}

void toeplz(float r[], float x[], float y[], int n)
Solves the Toeplitz system  $\sum_{j=1}^N R_{(N+i-j)}x_j = y_i$  ( $i = 1, \dots, N$ ). The Toeplitz matrix need
not be symmetric. y[1..n] and r[1..2*n-1] are input arrays; x[1..n] is the output array.
{
    int j,k,m,m1,m2;
    float pp,pt1,pt2,qq,qt1,qt2,sd,sgd,sgn,shn,sxn;
    float *g,*h;

    if (r[n] == 0.0) nrerror("toeplz-1 singular principal minor");
    g=vector(1,n);
    h=vector(1,n);
    x[1]=y[1]/r[n];           Initialize for the recursion.
    if (n == 1) FREERETURN
    g[1]=r[n-1]/r[n];
    h[1]=r[n+1]/r[n];
    for (m=1;m<=n;m++) {      Main loop over the recursion.
        m1=m+1;
        sxn = -y[m1];         Compute numerator and denominator for x,
        sd = -r[n];
        for (j=1;j<=m;j++) {
            sxn += r[n+m1-j]*x[j];
            sd += r[n+m1-j]*g[m-j+1];
        }
        if (sd == 0.0) nrerror("toeplz-2 singular principal minor");
        x[m1]=sxn/sd;         whence x.
        for (j=1;j<=m;j++) x[j] -= x[m1]*g[m-j+1];
        if (m1 == n) FREERETURN
        sgn = -r[n-m1];       Compute numerator and denominator for G and H,
        shn = -r[n+m1];
        sgd = -r[n];
        for (j=1;j<=m;j++) {
            sgn += r[n+j-m1]*g[j];
            shn += r[n+m1-j]*h[j];
            sgd += r[n+j-m1]*h[m-j+1];
        }
        if (sgd == 0.0) nrerror("toeplz-3 singular principal minor");
        g[m1]=sgn/sgd;       whence G and H.
        h[m1]=shn/sd;
        k=m;
        m2=(m+1) >> 1;
        pp=g[m1];
        qq=h[m1];
        for (j=1;j<=m2;j++) {
            pt1=g[j];
            pt2=g[k];
            qt1=h[j];
            qt2=h[k];
            g[j]=pt1-pp*qt2;
            g[k]=pt2-pp*qt1;
            h[j]=qt1-qq*pt2;
            h[k--]=qt2-qq*pt1;
        }
    }
    }                               Back for another recurrence.
    nrerror("toeplz - should not arrive here!");
}

```

If you are in the business of solving *very* large Toeplitz systems, you should find out about so-called “new, fast” algorithms, which require only on the order of  $N(\log N)^2$  operations, compared to  $N^2$  for Levinson’s method. These methods are too complicated to include here.

Sample page from NUMERICAL RECIPES IN C: THE ART OF SCIENTIFIC COMPUTING (ISBN 0-521-43108-5)  
 Copyright (C) 1988-1992 by Cambridge University Press. Programs Copyright (C) 1988-1992 by Numerical Recipes Software.  
 Permission is granted for internet users to make one paper copy for their own personal use. Further reproduction, or any copying of machine-readable files (including this one), to any server computer, is strictly prohibited. To order Numerical Recipes books or CDROMs, visit website <http://www.nr.com> or call 1-800-872-7423 (North America only), or send email to [directcustserv@cambridge.org](mailto:directcustserv@cambridge.org) (outside North America).

Papers by Bunch [6] and de Hoog [7] will give entry to the literature.

#### CITED REFERENCES AND FURTHER READING:

- Golub, G.H., and Van Loan, C.F. 1989, *Matrix Computations*, 2nd ed. (Baltimore: Johns Hopkins University Press), Chapter 5 [also treats some other special forms].
- Forsythe, G.E., and Moler, C.B. 1967, *Computer Solution of Linear Algebraic Systems* (Englewood Cliffs, NJ: Prentice-Hall), §19. [1]
- Westlake, J.R. 1968, *A Handbook of Numerical Matrix Inversion and Solution of Linear Equations* (New York: Wiley). [2]
- von Mises, R. 1964, *Mathematical Theory of Probability and Statistics* (New York: Academic Press), pp. 394ff. [3]
- Levinson, N., Appendix B of N. Wiener, 1949, *Extrapolation, Interpolation and Smoothing of Stationary Time Series* (New York: Wiley). [4]
- Robinson, E.A., and Treitel, S. 1980, *Geophysical Signal Analysis* (Englewood Cliffs, NJ: Prentice-Hall), pp. 163ff. [5]
- Bunch, J.R. 1985, *SIAM Journal on Scientific and Statistical Computing*, vol. 6, pp. 349–364. [6]
- de Hoog, F. 1987, *Linear Algebra and Its Applications*, vol. 88/89, pp. 123–138. [7]

## 2.9 Cholesky Decomposition

If a square matrix  $\mathbf{A}$  happens to be symmetric and positive definite, then it has a special, more efficient, triangular decomposition. *Symmetric* means that  $a_{ij} = a_{ji}$  for  $i, j = 1, \dots, N$ , while *positive definite* means that

$$\mathbf{v} \cdot \mathbf{A} \cdot \mathbf{v} > 0 \quad \text{for all vectors } \mathbf{v} \quad (2.9.1)$$

(In Chapter 11 we will see that positive definite has the equivalent interpretation that  $\mathbf{A}$  has all positive eigenvalues.) While symmetric, positive definite matrices are rather special, they occur quite frequently in some applications, so their special factorization, called *Cholesky decomposition*, is good to know about. When you can use it, Cholesky decomposition is about a factor of two faster than alternative methods for solving linear equations.

Instead of seeking arbitrary lower and upper triangular factors  $\mathbf{L}$  and  $\mathbf{U}$ , Cholesky decomposition constructs a lower triangular matrix  $\mathbf{L}$  whose transpose  $\mathbf{L}^T$  can itself serve as the upper triangular part. In other words we replace equation (2.3.1) by

$$\mathbf{L} \cdot \mathbf{L}^T = \mathbf{A} \quad (2.9.2)$$

This factorization is sometimes referred to as “taking the square root” of the matrix  $\mathbf{A}$ . The components of  $\mathbf{L}^T$  are of course related to those of  $\mathbf{L}$  by

$$L_{ij}^T = L_{ji} \quad (2.9.3)$$

Writing out equation (2.9.2) in components, one readily obtains the analogs of equations (2.3.12)–(2.3.13),

$$L_{ii} = \left( a_{ii} - \sum_{k=1}^{i-1} L_{ik}^2 \right)^{1/2} \quad (2.9.4)$$

and

$$L_{ji} = \frac{1}{L_{ii}} \left( a_{ij} - \sum_{k=1}^{i-1} L_{ik} L_{jk} \right) \quad j = i + 1, i + 2, \dots, N \quad (2.9.5)$$

```

void dsprstx(double sa[], unsigned long ija[], double x[], double b[],
             unsigned long n);
These are double versions of sprsax and sprstx.

if (itrnsp) dsprstx(sa,ija,x,r,n);
else dsprsax(sa,ija,x,r,n);
}

extern unsigned long ija[];
extern double sa[];           The matrix is stored somewhere.

void asolve(unsigned long n, double b[], double x[], int itrnsp)
{
    unsigned long i;

    for(i=1;i<=n;i++) x[i]=(sa[i] != 0.0 ? b[i]/sa[i] : b[i]);
    The matrix  $\tilde{A}$  is the diagonal part of  $A$ , stored in the first  $n$  elements of  $sa$ . Since the
    transpose matrix has the same diagonal, the flag  $itrnsp$  is not used.
}

```

## CITED REFERENCES AND FURTHER READING:

- Tewarson, R.P. 1973, *Sparse Matrices* (New York: Academic Press). [1]
- Jacobs, D.A.H. (ed.) 1977, *The State of the Art in Numerical Analysis* (London: Academic Press), Chapter I.3 (by J.K. Reid). [2]
- George, A., and Liu, J.W.H. 1981, *Computer Solution of Large Sparse Positive Definite Systems* (Englewood Cliffs, NJ: Prentice-Hall). [3]
- NAG Fortran Library* (Numerical Algorithms Group, 256 Banbury Road, Oxford OX27DE, U.K.). [4]
- IMSL Math/Library Users Manual* (IMSL Inc., 2500 CityWest Boulevard, Houston TX 77042). [5]
- Eisenstat, S.C., Gursky, M.C., Schultz, M.H., and Sherman, A.H. 1977, *Yale Sparse Matrix Package*, Technical Reports 112 and 114 (Yale University Department of Computer Science). [6]
- Knuth, D.E. 1968, *Fundamental Algorithms*, vol. 1 of *The Art of Computer Programming* (Reading, MA: Addison-Wesley), §2.2.6. [7]
- Kincaid, D.R., Respass, J.R., Young, D.M., and Grimes, R.G. 1982, *ACM Transactions on Mathematical Software*, vol. 8, pp. 302–322. [8]
- PCGPAK User's Guide* (New Haven: Scientific Computing Associates, Inc.). [9]
- Bentley, J. 1986, *Programming Pearls* (Reading, MA: Addison-Wesley), §9. [10]
- Golub, G.H., and Van Loan, C.F. 1989, *Matrix Computations*, 2nd ed. (Baltimore: Johns Hopkins University Press), Chapters 4 and 10, particularly §§10.2–10.3. [11]
- Stoer, J., and Bulirsch, R. 1980, *Introduction to Numerical Analysis* (New York: Springer-Verlag), Chapter 8. [12]
- Baker, L. 1991, *More C Tools for Scientists and Engineers* (New York: McGraw-Hill). [13]
- Fletcher, R. 1976, in *Numerical Analysis Dundee 1975*, Lecture Notes in Mathematics, vol. 506, A. Dold and B. Eckmann, eds. (Berlin: Springer-Verlag), pp. 73–89. [14]
- Saad, Y., and Schultz, M. 1986, *SIAM Journal on Scientific and Statistical Computing*, vol. 7, pp. 856–869. [15]
- Bunch, J.R., and Rose, D.J. (eds.) 1976, *Sparse Matrix Computations* (New York: Academic Press).
- Duff, I.S., and Stewart, G.W. (eds.) 1979, *Sparse Matrix Proceedings 1978* (Philadelphia: S.I.A.M.).

Sample page from NUMERICAL RECIPES IN C: THE ART OF SCIENTIFIC COMPUTING (ISBN 0-521-43108-5)  
 Copyright (C) 1988-1992 by Cambridge University Press. Programs Copyright (C) 1988-1992 by Numerical Recipes Software.  
 Permission is granted for internet users to make one paper copy for their own personal use. Further reproduction, or any copying of machine-readable files (including this one), to any server computer, is strictly prohibited. To order Numerical Recipes books or CDROMs, visit website <http://www.nr.com> or call 1-800-872-7423 (North America only), or send email to [directcustserv@cambridge.org](mailto:directcustserv@cambridge.org) (outside North America).

## 2.8 Vandermonde Matrices and Toeplitz Matrices

In §2.4 the case of a tridiagonal matrix was treated specially, because that particular type of linear system admits a solution in only of order  $N$  operations, rather than of order  $N^3$  for the general linear problem. When such particular types exist, it is important to know about them. Your computational savings, should you ever happen to be working on a problem that involves the right kind of particular type, can be enormous.

This section treats two special types of matrices that can be solved in of order  $N^2$  operations, not as good as tridiagonal, but a lot better than the general case. (Other than the operations count, these two types having nothing in common.) Matrices of the first type, termed *Vandermonde matrices*, occur in some problems having to do with the fitting of polynomials, the reconstruction of distributions from their moments, and also other contexts. In this book, for example, a Vandermonde problem crops up in §3.5. Matrices of the second type, termed *Toeplitz matrices*, tend to occur in problems involving deconvolution and signal processing. In this book, a Toeplitz problem is encountered in §13.7.

These are not the *only* special types of matrices worth knowing about. The *Hilbert matrices*, whose components are of the form  $a_{ij} = 1/(i + j - 1)$ ,  $i, j = 1, \dots, N$  can be inverted by an exact integer algorithm, and are very *difficult* to invert in any other way, since they are notoriously ill-conditioned (see [1] for details). The Sherman-Morrison and Woodbury formulas, discussed in §2.7, can sometimes be used to convert new special forms into old ones. Reference [2] gives some other special forms. We have not found these additional forms to arise as frequently as the two that we now discuss.

### Vandermonde Matrices

A Vandermonde matrix of size  $N \times N$  is completely determined by  $N$  arbitrary numbers  $x_1, x_2, \dots, x_N$ , in terms of which its  $N^2$  components are the integer powers  $x_i^{j-1}$ ,  $i, j = 1, \dots, N$ . Evidently there are two possible such forms, depending on whether we view the  $i$ 's as rows,  $j$ 's as columns, or vice versa. In the former case, we get a linear system of equations that looks like this,

$$\begin{bmatrix} 1 & x_1 & x_1^2 & \cdots & x_1^{N-1} \\ 1 & x_2 & x_2^2 & \cdots & x_2^{N-1} \\ \vdots & \vdots & \vdots & \ddots & \vdots \\ 1 & x_N & x_N^2 & \cdots & x_N^{N-1} \end{bmatrix} \cdot \begin{bmatrix} c_1 \\ c_2 \\ \vdots \\ c_N \end{bmatrix} = \begin{bmatrix} y_1 \\ y_2 \\ \vdots \\ y_N \end{bmatrix} \quad (2.8.1)$$

Performing the matrix multiplication, you will see that this equation solves for the unknown coefficients  $c_i$  which fit a polynomial to the  $N$  pairs of abscissas and ordinates  $(x_j, y_j)$ . Precisely this problem will arise in §3.5, and the routine given there will solve (2.8.1) by the method that we are about to describe.

The alternative identification of rows and columns leads to the set of equations

$$\begin{bmatrix} 1 & 1 & \cdots & 1 \\ x_1 & x_2 & \cdots & x_N \\ x_1^2 & x_2^2 & \cdots & x_N^2 \\ \vdots & \vdots & \ddots & \vdots \\ x_1^{N-1} & x_2^{N-1} & \cdots & x_N^{N-1} \end{bmatrix} \cdot \begin{bmatrix} w_1 \\ w_2 \\ w_3 \\ \vdots \\ w_N \end{bmatrix} = \begin{bmatrix} q_1 \\ q_2 \\ q_3 \\ \vdots \\ q_N \end{bmatrix} \quad (2.8.2)$$

Write this out and you will see that it relates to the *problem of moments*: Given the values of  $N$  points  $x_i$ , find the unknown weights  $w_i$ , assigned so as to match the given values  $q_j$  of the first  $N$  moments. (For more on this problem, consult [3].) The routine given in this section solves (2.8.2).

The method of solution of both (2.8.1) and (2.8.2) is closely related to Lagrange's polynomial interpolation formula, which we will not formally meet until §3.1 below. Notwithstanding, the following derivation should be comprehensible:

Let  $P_j(x)$  be the polynomial of degree  $N - 1$  defined by

$$P_j(x) = \prod_{\substack{n=1 \\ (n \neq j)}}^N \frac{x - x_n}{x_j - x_n} = \sum_{k=1}^N A_{jk} x^{k-1} \quad (2.8.3)$$

Here the meaning of the last equality is to define the components of the matrix  $A_{ij}$  as the coefficients that arise when the product is multiplied out and like terms collected.

The polynomial  $P_j(x)$  is a function of  $x$  generally. But you will notice that it is specifically designed so that it takes on a value of zero at all  $x_i$  with  $i \neq j$ , and has a value of unity at  $x = x_j$ . In other words,

$$P_j(x_i) = \delta_{ij} = \sum_{k=1}^N A_{jk} x_i^{k-1} \quad (2.8.4)$$

But (2.8.4) says that  $A_{jk}$  is exactly the inverse of the matrix of components  $x_i^{k-1}$ , which appears in (2.8.2), with the subscript as the column index. Therefore the solution of (2.8.2) is just that matrix inverse times the right-hand side,

$$w_j = \sum_{k=1}^N A_{jk} q_k \quad (2.8.5)$$

As for the transpose problem (2.8.1), we can use the fact that the inverse of the transpose is the transpose of the inverse, so

$$c_j = \sum_{k=1}^N A_{kj} y_k \quad (2.8.6)$$

The routine in §3.5 implements this.

It remains to find a good way of multiplying out the monomial terms in (2.8.3), in order to get the components of  $A_{jk}$ . This is essentially a bookkeeping problem, and we will let you read the routine itself to see how it can be solved. One trick is to define a master  $P(x)$  by

$$P(x) \equiv \prod_{n=1}^N (x - x_n) \quad (2.8.7)$$

work out its coefficients, and then obtain the numerators and denominators of the specific  $P_j$ 's via synthetic division by the one supernumerary term. (See §5.3 for more on synthetic division.) Since each such division is only a process of order  $N$ , the total procedure is of order  $N^2$ .

You should be warned that Vandermonde systems are notoriously ill-conditioned, by their very nature. (As an aside anticipating §5.8, the reason is the same as that which makes Chebyshev fitting so impressively accurate: there exist high-order polynomials that are very good uniform fits to zero. Hence roundoff error can introduce rather substantial coefficients of the leading terms of these polynomials.) It is a good idea always to compute Vandermonde problems in double precision.

The routine for (2.8.2) which follows is due to G.B. Rybicki.

```
#include "nrutil.h"

void vander(double x[], double w[], double q[], int n)
Solves the Vandermonde linear system  $\sum_{i=1}^N x_i^{k-1} w_i = q_k$  ( $k = 1, \dots, N$ ). Input consists of
the vectors x[1..n] and q[1..n]; the vector w[1..n] is output.
{
  int i,j,k;
  double b,s,t,xx;
  double *c;

  c=dvector(1,n);
  if (n == 1) w[1]=q[1];
  else {
    for (i=1;i<=n;i++) c[i]=0.0;           Initialize array.
    c[n] = -x[1];                          Coefficients of the master polynomial are found
    for (i=2;i<=n;i++) {                    by recursion.
      xx = -x[i];
      for (j=(n+1-i);j<=(n-1);j++) c[j] += xx*c[j+1];
      c[n] += xx;
    }
    for (i=1;i<=n;i++) {                    Each subfactor in turn
      xx=x[i];
      t=b=1.0;
      s=q[n];
      for (k=n;k>=2;k--) {                  is synthetically divided,
        b=c[k]+xx*b;                       matrix-multiplied by the right-hand side,
        s += q[k-1]*b;                     and supplied with a denominator.
        t=xx*t+b;
      }
      w[i]=s/t;
    }
  }
  free_dvector(c,1,n);
}
```

## Toeplitz Matrices

An  $N \times N$  Toeplitz matrix is specified by giving  $2N - 1$  numbers  $R_k$ ,  $k = -N + 1, \dots, -1, 0, 1, \dots, N - 1$ . Those numbers are then emplaced as matrix elements constant along the (upper-left to lower-right) diagonals of the matrix:

$$\begin{bmatrix} R_0 & R_{-1} & R_{-2} & \cdots & R_{-(N-2)} & R_{-(N-1)} \\ R_1 & R_0 & R_{-1} & \cdots & R_{-(N-3)} & R_{-(N-2)} \\ R_2 & R_1 & R_0 & \cdots & R_{-(N-4)} & R_{-(N-3)} \\ \cdots & & & \cdots & & \\ R_{N-2} & R_{N-3} & R_{N-4} & \cdots & R_0 & R_{-1} \\ R_{N-1} & R_{N-2} & R_{N-3} & \cdots & R_1 & R_0 \end{bmatrix} \quad (2.8.8)$$

The linear Toeplitz problem can thus be written as

$$\sum_{j=1}^N R_{i-j} x_j = y_i \quad (i = 1, \dots, N) \quad (2.8.9)$$

where the  $x_j$ 's,  $j = 1, \dots, N$ , are the unknowns to be solved for.

The Toeplitz matrix is symmetric if  $R_k = R_{-k}$  for all  $k$ . Levinson [4] developed an algorithm for fast solution of the symmetric Toeplitz problem, by a *bordering method*, that is,

a recursive procedure that solves the  $M$ -dimensional Toeplitz problem

$$\sum_{j=1}^M R_{i-j} x_j^{(M)} = y_i \quad (i = 1, \dots, M) \quad (2.8.10)$$

in turn for  $M = 1, 2, \dots$  until  $M = N$ , the desired result, is finally reached. The vector  $x_j^{(M)}$  is the result at the  $M$ th stage, and becomes the desired answer only when  $N$  is reached.

Levinson's method is well documented in standard texts (e.g., [5]). The useful fact that the method generalizes to the *nonsymmetric* case seems to be less well known. At some risk of excessive detail, we therefore give a derivation here, due to G.B. Rybicki.

In following a recursion from step  $M$  to step  $M + 1$  we find that our developing solution  $x^{(M)}$  changes in this way:

$$\sum_{j=1}^M R_{i-j} x_j^{(M)} = y_i \quad i = 1, \dots, M \quad (2.8.11)$$

becomes

$$\sum_{j=1}^M R_{i-j} x_j^{(M+1)} + R_{i-(M+1)} x_{M+1}^{(M+1)} = y_i \quad i = 1, \dots, M + 1 \quad (2.8.12)$$

By eliminating  $y_i$  we find

$$\sum_{j=1}^M R_{i-j} \left( \frac{x_j^{(M)} - x_j^{(M+1)}}{x_{M+1}^{(M+1)}} \right) = R_{i-(M+1)} \quad i = 1, \dots, M \quad (2.8.13)$$

or by letting  $i \rightarrow M + 1 - i$  and  $j \rightarrow M + 1 - j$ ,

$$\sum_{j=1}^M R_{j-i} G_j^{(M)} = R_{-i} \quad (2.8.14)$$

where

$$G_j^{(M)} \equiv \frac{x_{M+1-j}^{(M)} - x_{M+1-j}^{(M+1)}}{x_{M+1}^{(M+1)}} \quad (2.8.15)$$

To put this another way,

$$x_{M+1-j}^{(M+1)} = x_{M+1-j}^{(M)} - x_{M+1}^{(M+1)} G_j^{(M)} \quad j = 1, \dots, M \quad (2.8.16)$$

Thus, if we can use recursion to find the order  $M$  quantities  $x^{(M)}$  and  $G^{(M)}$  and the single order  $M + 1$  quantity  $x_{M+1}^{(M+1)}$ , then all of the other  $x_j^{(M+1)}$  will follow. Fortunately, the quantity  $x_{M+1}^{(M+1)}$  follows from equation (2.8.12) with  $i = M + 1$ ,

$$\sum_{j=1}^M R_{M+1-j} x_j^{(M+1)} + R_0 x_{M+1}^{(M+1)} = y_{M+1} \quad (2.8.17)$$

For the unknown order  $M + 1$  quantities  $x_j^{(M+1)}$  we can substitute the previous order quantities in  $G$  since

$$G_{M+1-j}^{(M)} = \frac{x_j^{(M)} - x_j^{(M+1)}}{x_{M+1}^{(M+1)}} \quad (2.8.18)$$

The result of this operation is

$$x_{M+1}^{(M+1)} = \frac{\sum_{j=1}^M R_{M+1-j} x_j^{(M)} - y_{M+1}}{\sum_{j=1}^M R_{M+1-j} G_{M+1-j}^{(M)} - R_0} \quad (2.8.19)$$



The only remaining problem is to develop a recursion relation for  $G$ . Before we do that, however, we should point out that there are actually two distinct sets of solutions to the original linear problem for a nonsymmetric matrix, namely right-hand solutions (which we have been discussing) and left-hand solutions  $z_i$ . The formalism for the left-hand solutions differs only in that we deal with the equations

$$\sum_{j=1}^M R_{j-i} z_j^{(M)} = y_i \quad i = 1, \dots, M \quad (2.8.20)$$

Then, the same sequence of operations on this set leads to

$$\sum_{j=1}^M R_{i-j} H_j^{(M)} = R_i \quad (2.8.21)$$

where

$$H_j^{(M)} \equiv \frac{z_{M+1-j}^{(M)} - z_{M+1-j}^{(M+1)}}{z_{M+1}^{(M+1)}} \quad (2.8.22)$$

(compare with 2.8.14 – 2.8.15). The reason for mentioning the left-hand solutions now is that, by equation (2.8.21), the  $H_j$  satisfy exactly the same equation as the  $x_j$  except for the substitution  $y_i \rightarrow R_i$  on the right-hand side. Therefore we can quickly deduce from equation (2.8.19) that

$$H_{M+1}^{(M+1)} = \frac{\sum_{j=1}^M R_{M+1-j} H_j^{(M)} - R_{M+1}}{\sum_{j=1}^M R_{M+1-j} G_{M+1-j}^{(M)} - R_0} \quad (2.8.23)$$

By the same token,  $G$  satisfies the same equation as  $z$ , except for the substitution  $y_i \rightarrow R_{-i}$ . This gives

$$G_{M+1}^{(M+1)} = \frac{\sum_{j=1}^M R_{j-M-1} G_j^{(M)} - R_{-M-1}}{\sum_{j=1}^M R_{j-M-1} H_{M+1-j}^{(M)} - R_0} \quad (2.8.24)$$

The same “morphism” also turns equation (2.8.16), and its partner for  $z$ , into the final equations

$$\begin{aligned} G_j^{(M+1)} &= G_j^{(M)} - G_{M+1}^{(M+1)} H_{M+1-j}^{(M)} \\ H_j^{(M+1)} &= H_j^{(M)} - H_{M+1}^{(M+1)} G_{M+1-j}^{(M)} \end{aligned} \quad (2.8.25)$$

Now, starting with the initial values

$$x_1^{(1)} = y_1/R_0 \quad G_1^{(1)} = R_{-1}/R_0 \quad H_1^{(1)} = R_1/R_0 \quad (2.8.26)$$

we can recurse away. At each stage  $M$  we use equations (2.8.23) and (2.8.24) to find  $H_{M+1}^{(M+1)}$ ,  $G_{M+1}^{(M+1)}$ , and then equation (2.8.25) to find the other components of  $H^{(M+1)}$ ,  $G^{(M+1)}$ . From there the vectors  $x^{(M+1)}$  and/or  $z^{(M+1)}$  are easily calculated.

The program below does this. It incorporates the second equation in (2.8.25) in the form

$$H_{M+1-j}^{(M+1)} = H_{M+1-j}^{(M)} - H_{M+1}^{(M+1)} G_j^{(M)} \quad (2.8.27)$$

so that the computation can be done “in place.”

Notice that the above algorithm fails if  $R_0 = 0$ . In fact, because the bordering method does not allow pivoting, the algorithm will fail if any of the diagonal principal minors of the original Toeplitz matrix vanish. (Compare with discussion of the tridiagonal algorithm in §2.4.) If the algorithm fails, your matrix is not necessarily singular — you might just have to solve your problem by a slower and more general algorithm such as  $LU$  decomposition with pivoting.

The routine that implements equations (2.8.23)–(2.8.27) is also due to Rybicki. Note that the routine’s  $r[n+j]$  is equal to  $R_j$  above, so that subscripts on the  $r$  array vary from 1 to  $2N - 1$ .

```

#include "nrutil.h"
#define FREERETURN {free_vector(h,1,n);free_vector(g,1,n);return;}

void toeplz(float r[], float x[], float y[], int n)
Solves the Toeplitz system  $\sum_{j=1}^N R_{(N+i-j)}x_j = y_i$  ( $i = 1, \dots, N$ ). The Toeplitz matrix need
not be symmetric. y[1..n] and r[1..2*n-1] are input arrays; x[1..n] is the output array.
{
    int j,k,m,m1,m2;
    float pp,pt1,pt2,qq,qt1,qt2,sd,sgd,sgn,shn,sxn;
    float *g,*h;

    if (r[n] == 0.0) nrerror("toeplz-1 singular principal minor");
    g=vector(1,n);
    h=vector(1,n);
    x[1]=y[1]/r[n];           Initialize for the recursion.
    if (n == 1) FREERETURN
    g[1]=r[n-1]/r[n];
    h[1]=r[n+1]/r[n];
    for (m=1;m<=n;m++) {      Main loop over the recursion.
        m1=m+1;
        sxn = -y[m1];         Compute numerator and denominator for x,
        sd = -r[n];
        for (j=1;j<=m;j++) {
            sxn += r[n+m1-j]*x[j];
            sd += r[n+m1-j]*g[m-j+1];
        }
        if (sd == 0.0) nrerror("toeplz-2 singular principal minor");
        x[m1]=sxn/sd;         whence x.
        for (j=1;j<=m;j++) x[j] -= x[m1]*g[m-j+1];
        if (m1 == n) FREERETURN
        sgn = -r[n-m1];       Compute numerator and denominator for G and H,
        shn = -r[n+m1];
        sgd = -r[n];
        for (j=1;j<=m;j++) {
            sgn += r[n+j-m1]*g[j];
            shn += r[n+m1-j]*h[j];
            sgd += r[n+j-m1]*h[m-j+1];
        }
        if (sgd == 0.0) nrerror("toeplz-3 singular principal minor");
        g[m1]=sgn/sgd;       whence G and H.
        h[m1]=shn/sd;
        k=m;
        m2=(m+1) >> 1;
        pp=g[m1];
        qq=h[m1];
        for (j=1;j<=m2;j++) {
            pt1=g[j];
            pt2=g[k];
            qt1=h[j];
            qt2=h[k];
            g[j]=pt1-pp*qt2;
            g[k]=pt2-pp*qt1;
            h[j]=qt1-qq*pt2;
            h[k--]=qt2-qq*pt1;
        }
    }
    }                               Back for another recurrence.
    nrerror("toeplz - should not arrive here!");
}

```

If you are in the business of solving *very* large Toeplitz systems, you should find out about so-called “new, fast” algorithms, which require only on the order of  $N(\log N)^2$  operations, compared to  $N^2$  for Levinson’s method. These methods are too complicated to include here.

Sample page from NUMERICAL RECIPES IN C: THE ART OF SCIENTIFIC COMPUTING (ISBN 0-521-43108-5)  
 Copyright (C) 1988-1992 by Cambridge University Press. Programs Copyright (C) 1988-1992 by Numerical Recipes Software.  
 Permission is granted for internet users to make one paper copy for their own personal use. Further reproduction, or any copying of machine-readable files (including this one), to any server computer, is strictly prohibited. To order Numerical Recipes books or CDROMs, visit website <http://www.nr.com> or call 1-800-872-7423 (North America only), or send email to [directcustserv@cambridge.org](mailto:directcustserv@cambridge.org) (outside North America).

Papers by Bunch [6] and de Hoog [7] will give entry to the literature.

#### CITED REFERENCES AND FURTHER READING:

- Golub, G.H., and Van Loan, C.F. 1989, *Matrix Computations*, 2nd ed. (Baltimore: Johns Hopkins University Press), Chapter 5 [also treats some other special forms].
- Forsythe, G.E., and Moler, C.B. 1967, *Computer Solution of Linear Algebraic Systems* (Englewood Cliffs, NJ: Prentice-Hall), §19. [1]
- Westlake, J.R. 1968, *A Handbook of Numerical Matrix Inversion and Solution of Linear Equations* (New York: Wiley). [2]
- von Mises, R. 1964, *Mathematical Theory of Probability and Statistics* (New York: Academic Press), pp. 394ff. [3]
- Levinson, N., Appendix B of N. Wiener, 1949, *Extrapolation, Interpolation and Smoothing of Stationary Time Series* (New York: Wiley). [4]
- Robinson, E.A., and Treitel, S. 1980, *Geophysical Signal Analysis* (Englewood Cliffs, NJ: Prentice-Hall), pp. 163ff. [5]
- Bunch, J.R. 1985, *SIAM Journal on Scientific and Statistical Computing*, vol. 6, pp. 349–364. [6]
- de Hoog, F. 1987, *Linear Algebra and Its Applications*, vol. 88/89, pp. 123–138. [7]

## 2.9 Cholesky Decomposition

If a square matrix  $\mathbf{A}$  happens to be symmetric and positive definite, then it has a special, more efficient, triangular decomposition. *Symmetric* means that  $a_{ij} = a_{ji}$  for  $i, j = 1, \dots, N$ , while *positive definite* means that

$$\mathbf{v} \cdot \mathbf{A} \cdot \mathbf{v} > 0 \quad \text{for all vectors } \mathbf{v} \quad (2.9.1)$$

(In Chapter 11 we will see that positive definite has the equivalent interpretation that  $\mathbf{A}$  has all positive eigenvalues.) While symmetric, positive definite matrices are rather special, they occur quite frequently in some applications, so their special factorization, called *Cholesky decomposition*, is good to know about. When you can use it, Cholesky decomposition is about a factor of two faster than alternative methods for solving linear equations.

Instead of seeking arbitrary lower and upper triangular factors  $\mathbf{L}$  and  $\mathbf{U}$ , Cholesky decomposition constructs a lower triangular matrix  $\mathbf{L}$  whose transpose  $\mathbf{L}^T$  can itself serve as the upper triangular part. In other words we replace equation (2.3.1) by

$$\mathbf{L} \cdot \mathbf{L}^T = \mathbf{A} \quad (2.9.2)$$

This factorization is sometimes referred to as “taking the square root” of the matrix  $\mathbf{A}$ . The components of  $\mathbf{L}^T$  are of course related to those of  $\mathbf{L}$  by

$$L_{ij}^T = L_{ji} \quad (2.9.3)$$

Writing out equation (2.9.2) in components, one readily obtains the analogs of equations (2.3.12)–(2.3.13),

$$L_{ii} = \left( a_{ii} - \sum_{k=1}^{i-1} L_{ik}^2 \right)^{1/2} \quad (2.9.4)$$

and

$$L_{ji} = \frac{1}{L_{ii}} \left( a_{ij} - \sum_{k=1}^{i-1} L_{ik} L_{jk} \right) \quad j = i + 1, i + 2, \dots, N \quad (2.9.5)$$

If you apply equations (2.9.4) and (2.9.5) in the order  $i = 1, 2, \dots, N$ , you will see that the  $L$ 's that occur on the right-hand side are already determined by the time they are needed. Also, only components  $a_{ij}$  with  $j \geq i$  are referenced. (Since  $\mathbf{A}$  is symmetric, these have complete information.) It is convenient, then, to have the factor  $\mathbf{L}$  overwrite the subdiagonal (lower triangular but not including the diagonal) part of  $\mathbf{A}$ , preserving the input upper triangular values of  $\mathbf{A}$ . Only one extra vector of length  $N$  is needed to store the diagonal part of  $\mathbf{L}$ . The operations count is  $N^3/6$  executions of the inner loop (consisting of one multiply and one subtract), with also  $N$  square roots. As already mentioned, this is about a factor 2 better than  $LU$  decomposition of  $\mathbf{A}$  (where its symmetry would be ignored).

A straightforward implementation is

```
#include <math.h>

void choldd(float **a, int n, float p[])
Given a positive-definite symmetric matrix a[1..n][1..n], this routine constructs its Cholesky
decomposition,  $\mathbf{A} = \mathbf{L} \cdot \mathbf{L}^T$ . On input, only the upper triangle of a need be given; it is not
modified. The Cholesky factor  $\mathbf{L}$  is returned in the lower triangle of a, except for its diagonal
elements which are returned in p[1..n].
{
    void nrerror(char error_text[]);
    int i,j,k;
    float sum;

    for (i=1;i<=n;i++) {
        for (j=i;j<=n;j++) {
            for (sum=a[i][j],k=i-1;k>=1;k--) sum -= a[i][k]*a[j][k];
            if (i == j) {
                if (sum <= 0.0)          a, with rounding errors, is not positive definite.
                    nrerror("choldd failed");
                p[i]=sqrt(sum);
            } else a[j][i]=sum/p[i];
        }
    }
}
```

You might at this point wonder about pivoting. The pleasant answer is that Cholesky decomposition is extremely stable numerically, without any pivoting at all. Failure of choldd simply indicates that the matrix  $\mathbf{A}$  (or, with roundoff error, another very nearby matrix) is not positive definite. In fact, choldd is an efficient way to test *whether* a symmetric matrix is positive definite. (In this application, you will want to replace the call to nrerror with some less drastic signaling method.)

Once your matrix is decomposed, the triangular factor can be used to solve a linear equation by backsubstitution. The straightforward implementation of this is

```
void cholsl(float **a, int n, float p[], float b[], float x[])
Solves the set of n linear equations  $\mathbf{A} \cdot \mathbf{x} = \mathbf{b}$ , where a is a positive-definite symmetric matrix.
a[1..n][1..n] and p[1..n] are input as the output of the routine choldd. Only the lower
subdiagonal portion of a is accessed. b[1..n] is input as the right-hand side vector. The
solution vector is returned in x[1..n]. a, n, and p are not modified and can be left in place
for successive calls with different right-hand sides b. b is not modified unless you identify b and
x in the calling sequence, which is allowed.
{
    int i,k;
    float sum;

    for (i=1;i<=n;i++) {          Solve  $\mathbf{L} \cdot \mathbf{y} = \mathbf{b}$ , storing  $\mathbf{y}$  in  $\mathbf{x}$ .
        for (sum=b[i],k=i-1;k>=1;k--) sum -= a[i][k]*x[k];
        x[i]=sum/p[i];
    }
    for (i=n;i>=1;i--) {          Solve  $\mathbf{L}^T \cdot \mathbf{x} = \mathbf{y}$ .
        for (sum=x[i],k=i+1;k<=n;k++) sum += a[k][i]*x[k];
    }
}
```

```

    x[i]=sum/p[i];
  }
}

```

A typical use of `cholc` and `cholsl` is in the inversion of covariance matrices describing the fit of data to a model; see, e.g., §15.6. In this, and many other applications, one often needs  $\mathbf{L}^{-1}$ . The lower triangle of this matrix can be efficiently found from the output of `cholc`:

```

for (i=1;i<=n;i++) {
  a[i][i]=1.0/p[i];
  for (j=i+1;j<=n;j++) {
    sum=0.0;
    for (k=i;k<j;k++) sum -= a[j][k]*a[k][i];
    a[j][i]=sum/p[j];
  }
}

```

#### CITED REFERENCES AND FURTHER READING:

- Wilkinson, J.H., and Reinsch, C. 1971, *Linear Algebra*, vol. II of *Handbook for Automatic Computation* (New York: Springer-Verlag), Chapter I/1.
- Gill, P.E., Murray, W., and Wright, M.H. 1991, *Numerical Linear Algebra and Optimization*, vol. 1 (Redwood City, CA: Addison-Wesley), §4.9.2.
- Dahlquist, G., and Bjorck, A. 1974, *Numerical Methods* (Englewood Cliffs, NJ: Prentice-Hall), §5.3.5.
- Golub, G.H., and Van Loan, C.F. 1989, *Matrix Computations*, 2nd ed. (Baltimore: Johns Hopkins University Press), §4.2.

## 2.10 QR Decomposition

There is another matrix factorization that is sometimes very useful, the so-called *QR decomposition*,

$$\mathbf{A} = \mathbf{Q} \cdot \mathbf{R} \quad (2.10.1)$$

Here  $\mathbf{R}$  is upper triangular, while  $\mathbf{Q}$  is orthogonal, that is,

$$\mathbf{Q}^T \cdot \mathbf{Q} = \mathbf{1} \quad (2.10.2)$$

where  $\mathbf{Q}^T$  is the transpose matrix of  $\mathbf{Q}$ . Although the decomposition exists for a general rectangular matrix, we shall restrict our treatment to the case when all the matrices are square, with dimensions  $N \times N$ .

Like the other matrix factorizations we have met (*LU*, *SVD*, *Cholesky*), *QR* decomposition can be used to solve systems of linear equations. To solve

$$\mathbf{A} \cdot \mathbf{x} = \mathbf{b} \quad (2.10.3)$$

first form  $\mathbf{Q}^T \cdot \mathbf{b}$  and then solve

$$\mathbf{R} \cdot \mathbf{x} = \mathbf{Q}^T \cdot \mathbf{b} \quad (2.10.4)$$

by backsubstitution. Since *QR* decomposition involves about twice as many operations as *LU* decomposition, it is not used for typical systems of linear equations. However, we will meet special cases where *QR* is the method of choice.

```

    x[i]=sum/p[i];
  }
}

```

A typical use of `cholc` and `chols1` is in the inversion of covariance matrices describing the fit of data to a model; see, e.g., §15.6. In this, and many other applications, one often needs  $\mathbf{L}^{-1}$ . The lower triangle of this matrix can be efficiently found from the output of `cholc`:

```

for (i=1;i<=n;i++) {
  a[i][i]=1.0/p[i];
  for (j=i+1;j<=n;j++) {
    sum=0.0;
    for (k=i;k<j;k++) sum -= a[j][k]*a[k][i];
    a[j][i]=sum/p[j];
  }
}

```

#### CITED REFERENCES AND FURTHER READING:

- Wilkinson, J.H., and Reinsch, C. 1971, *Linear Algebra*, vol. II of *Handbook for Automatic Computation* (New York: Springer-Verlag), Chapter I/1.
- Gill, P.E., Murray, W., and Wright, M.H. 1991, *Numerical Linear Algebra and Optimization*, vol. 1 (Redwood City, CA: Addison-Wesley), §4.9.2.
- Dahlquist, G., and Bjorck, A. 1974, *Numerical Methods* (Englewood Cliffs, NJ: Prentice-Hall), §5.3.5.
- Golub, G.H., and Van Loan, C.F. 1989, *Matrix Computations*, 2nd ed. (Baltimore: Johns Hopkins University Press), §4.2.

## 2.10 QR Decomposition

There is another matrix factorization that is sometimes very useful, the so-called *QR decomposition*,

$$\mathbf{A} = \mathbf{Q} \cdot \mathbf{R} \quad (2.10.1)$$

Here  $\mathbf{R}$  is upper triangular, while  $\mathbf{Q}$  is orthogonal, that is,

$$\mathbf{Q}^T \cdot \mathbf{Q} = \mathbf{1} \quad (2.10.2)$$

where  $\mathbf{Q}^T$  is the transpose matrix of  $\mathbf{Q}$ . Although the decomposition exists for a general rectangular matrix, we shall restrict our treatment to the case when all the matrices are square, with dimensions  $N \times N$ .

Like the other matrix factorizations we have met (*LU*, *SVD*, *Cholesky*), *QR* decomposition can be used to solve systems of linear equations. To solve

$$\mathbf{A} \cdot \mathbf{x} = \mathbf{b} \quad (2.10.3)$$

first form  $\mathbf{Q}^T \cdot \mathbf{b}$  and then solve

$$\mathbf{R} \cdot \mathbf{x} = \mathbf{Q}^T \cdot \mathbf{b} \quad (2.10.4)$$

by backsubstitution. Since *QR* decomposition involves about twice as many operations as *LU* decomposition, it is not used for typical systems of linear equations. However, we will meet special cases where *QR* is the method of choice.

The standard algorithm for the  $QR$  decomposition involves successive Householder transformations (to be discussed later in §11.2). We write a Householder matrix in the form  $\mathbf{I} - \mathbf{u} \otimes \mathbf{u}/c$  where  $c = \frac{1}{2} \mathbf{u} \cdot \mathbf{u}$ . An appropriate Householder matrix applied to a given matrix can zero all elements in a column of the matrix situated below a chosen element. Thus we arrange for the first Householder matrix  $\mathbf{Q}_1$  to zero all elements in the first column of  $\mathbf{A}$  below the first element. Similarly  $\mathbf{Q}_2$  zeroes all elements in the second column below the second element, and so on up to  $\mathbf{Q}_{n-1}$ . Thus

$$\mathbf{R} = \mathbf{Q}_{n-1} \cdots \mathbf{Q}_1 \cdot \mathbf{A} \quad (2.10.5)$$

Since the Householder matrices are orthogonal,

$$\mathbf{Q} = (\mathbf{Q}_{n-1} \cdots \mathbf{Q}_1)^{-1} = \mathbf{Q}_1 \cdots \mathbf{Q}_{n-1} \quad (2.10.6)$$

In most applications we don't need to form  $\mathbf{Q}$  explicitly; we instead store it in the factored form (2.10.6). Pivoting is not usually necessary unless the matrix  $\mathbf{A}$  is very close to singular. A general  $QR$  algorithm for rectangular matrices including pivoting is given in [1]. For square matrices, an implementation is the following:

```
#include <math.h>
#include "nrutil.h"

void qrdcmp(float **a, int n, float *c, float *d, int *sing)
Constructs the  $QR$  decomposition of  $a[1..n][1..n]$ . The upper triangular matrix  $\mathbf{R}$  is returned in the upper triangle of  $\mathbf{a}$ , except for the diagonal elements of  $\mathbf{R}$  which are returned in  $d[1..n]$ . The orthogonal matrix  $\mathbf{Q}$  is represented as a product of  $n-1$  Householder matrices  $\mathbf{Q}_1 \cdots \mathbf{Q}_{n-1}$ , where  $\mathbf{Q}_j = \mathbf{I} - \mathbf{u}_j \otimes \mathbf{u}_j/c_j$ . The  $i$ th component of  $\mathbf{u}_j$  is zero for  $i = 1, \dots, j-1$  while the nonzero components are returned in  $a[i][j]$  for  $i = j, \dots, n$ .  $sing$  returns as true (1) if singularity is encountered during the decomposition, but the decomposition is still completed in this case; otherwise it returns false (0).
{
    int i,j,k;
    float scale,sigma,sum,tau;

    *sing=0;
    for (k=1;k<n;k++) {
        scale=0.0;
        for (i=k;i<=n;i++) scale=FMAX(scale,fabs(a[i][k]));
        if (scale == 0.0) {
            *sing=1;
            c[k]=d[k]=0.0;
        } else {
            Form  $\mathbf{Q}_k$  and  $\mathbf{Q}_k \cdot \mathbf{A}$ .
            for (i=k;i<=n;i++) a[i][k] /= scale;
            for (sum=0.0,i=k;i<=n;i++) sum += SQR(a[i][k]);
            sigma=SIGN(sqrt(sum),a[k][k]);
            a[k][k] += sigma;
            c[k]=sigma*a[k][k];
            d[k] = -scale*sigma;
            for (j=k+1;j<=n;j++) {
                for (sum=0.0,i=k;i<=n;i++) sum += a[i][k]*a[i][j];
                tau=sum/c[k];
                for (i=k;i<=n;i++) a[i][j] -= tau*a[i][k];
            }
        }
    }
    d[n]=a[n][n];
    if (d[n] == 0.0) *sing=1;
}
```

The next routine, `qrsolv`, is used to solve linear systems. In many applications only the part (2.10.4) of the algorithm is needed, so we separate it off into its own routine `rsolv`.

void qrsolv(float \*\*a, int n, float c[], float d[], float b[])  
Solves the set of  $n$  linear equations  $\mathbf{A} \cdot \mathbf{x} = \mathbf{b}$ .  $\mathbf{a}[1..n][1..n]$ ,  $\mathbf{c}[1..n]$ , and  $\mathbf{d}[1..n]$  are input as the output of the routine `qrncmp` and are not modified.  $\mathbf{b}[1..n]$  is input as the right-hand side vector, and is overwritten with the solution vector on output.

```
{
  void rsolv(float **a, int n, float d[], float b[]);
  int i,j;
  float sum,tau;

  for (j=1;j<n;j++) {          Form  $\mathbf{Q}^T \cdot \mathbf{b}$ .
    for (sum=0.0,i=j;i<=n;i++) sum += a[i][j]*b[i];
    tau=sum/c[j];
    for (i=j;i<=n;i++) b[i] -= tau*a[i][j];
  }
  rsolv(a,n,d,b);           Solve  $\mathbf{R} \cdot \mathbf{x} = \mathbf{Q}^T \cdot \mathbf{b}$ .
}
```

void rsolv(float \*\*a, int n, float d[], float b[])  
Solves the set of  $n$  linear equations  $\mathbf{R} \cdot \mathbf{x} = \mathbf{b}$ , where  $\mathbf{R}$  is an upper triangular matrix stored in  $\mathbf{a}$  and  $\mathbf{d}$ .  $\mathbf{a}[1..n][1..n]$  and  $\mathbf{d}[1..n]$  are input as the output of the routine `qrncmp` and are not modified.  $\mathbf{b}[1..n]$  is input as the right-hand side vector, and is overwritten with the solution vector on output.

```
{
  int i,j;
  float sum;

  b[n] /= d[n];
  for (i=n-1;i>=1;i--) {
    for (sum=0.0,j=i+1;j<=n;j++) sum += a[i][j]*b[j];
    b[i]=(b[i]-sum)/d[i];
  }
}
```

See [2] for details on how to use  $QR$  decomposition for constructing orthogonal bases, and for solving least-squares problems. (We prefer to use SVD, §2.6, for these purposes, because of its greater diagnostic capability in pathological cases.)

## Updating a $QR$ decomposition

Some numerical algorithms involve solving a succession of linear systems each of which differs only slightly from its predecessor. Instead of doing  $O(N^3)$  operations each time to solve the equations from scratch, one can often update a matrix factorization in  $O(N^2)$  operations and use the new factorization to solve the next set of linear equations. The  $LU$  decomposition is complicated to update because of pivoting. However,  $QR$  turns out to be quite simple for a very common kind of update,

$$\mathbf{A} \rightarrow \mathbf{A} + \mathbf{s} \otimes \mathbf{t} \quad (2.10.7)$$

(compare equation 2.7.1). In practice it is more convenient to work with the equivalent form

$$\mathbf{A} = \mathbf{Q} \cdot \mathbf{R} \quad \rightarrow \quad \mathbf{A}' = \mathbf{Q}' \cdot \mathbf{R}' = \mathbf{Q} \cdot (\mathbf{R} + \mathbf{u} \otimes \mathbf{v}) \quad (2.10.8)$$

One can go back and forth between equations (2.10.7) and (2.10.8) using the fact that  $\mathbf{Q}$  is orthogonal, giving

$$\mathbf{t} = \mathbf{v} \quad \text{and either} \quad \mathbf{s} = \mathbf{Q} \cdot \mathbf{u} \quad \text{or} \quad \mathbf{u} = \mathbf{Q}^T \cdot \mathbf{s} \quad (2.10.9)$$

The algorithm [2] has two phases. In the first we apply  $N - 1$  Jacobi rotations (§11.1) to reduce  $\mathbf{R} + \mathbf{u} \otimes \mathbf{v}$  to upper Hessenberg form. Another  $N - 1$  Jacobi rotations transform this upper Hessenberg matrix to the new upper triangular matrix  $\mathbf{R}'$ . The matrix  $\mathbf{Q}'$  is simply the product of  $\mathbf{Q}$  with the  $2(N - 1)$  Jacobi rotations. In applications we usually want  $\mathbf{Q}^T$ , and the algorithm can easily be rearranged to work with this matrix instead of with  $\mathbf{Q}$ .



```

#include <math.h>
#include "nrutil.h"

void qrupdt(float **r, float **qt, int n, float u[], float v[])
Given the QR decomposition of some  $n \times n$  matrix, calculates the QR decomposition of the
matrix  $Q \cdot (R + u \otimes v)$ . The quantities are dimensioned as  $r[1..n][1..n]$ ,  $qt[1..n][1..n]$ ,
 $u[1..n]$ , and  $v[1..n]$ . Note that  $Q^T$  is input and returned in qt.
{
    void rotate(float **r, float **qt, int n, int i, float a, float b);
    int i,j,k;

    for (k=n;k>=1;k--) {                Find largest k such that  $u[k] \neq 0$ .
        if (u[k]) break;
    }
    if (k < 1) k=1;
    for (i=k-1;i>=1;i--) {              Transform  $R + u \otimes v$  to upper Hessenberg.
        rotate(r,qt,n,i,u[i],-u[i+1]);
        if (u[i] == 0.0) u[i]=fabs(u[i+1]);
        else if (fabs(u[i]) > fabs(u[i+1]))
            u[i]=fabs(u[i])*sqrt(1.0+SQR(u[i+1]/u[i]));
        else u[i]=fabs(u[i+1])*sqrt(1.0+SQR(u[i]/u[i+1]));
    }
    for (j=1;j<=n;j++) r[1][j] += u[1]*v[j];
    for (i=1;i<k;i++)                  Transform upper Hessenberg matrix to upper tri-
        rotate(r,qt,n,i,r[i][i],-r[i+1][i]);    angular.
}

#include <math.h>
#include "nrutil.h"

void rotate(float **r, float **qt, int n, int i, float a, float b)
Given matrices  $r[1..n][1..n]$  and  $qt[1..n][1..n]$ , carry out a Jacobi rotation on rows
 $i$  and  $i + 1$  of each matrix.  $a$  and  $b$  are the parameters of the rotation:  $\cos \theta = a/\sqrt{a^2 + b^2}$ ,
 $\sin \theta = b/\sqrt{a^2 + b^2}$ .
{
    int j;
    float c,fact,s,w,y;

    if (a == 0.0) {                    Avoid unnecessary overflow or underflow.
        c=0.0;
        s=(b >= 0.0 ? 1.0 : -1.0);
    } else if (fabs(a) > fabs(b)) {
        fact=b/a;
        c=SIGN(1.0/sqrt(1.0+(fact*fact)),a);
        s=fact*c;
    } else {
        fact=a/b;
        s=SIGN(1.0/sqrt(1.0+(fact*fact)),b);
        c=fact*s;
    }
    for (j=i;j<=n;j++) {              Premultiply r by Jacobi rotation.
        y=r[i][j];
        w=r[i+1][j];
        r[i][j]=c*y-s*w;
        r[i+1][j]=s*y+c*w;
    }
    for (j=1;j<=n;j++) {              Premultiply qt by Jacobi rotation.
        y=qt[i][j];
        w=qt[i+1][j];
        qt[i][j]=c*y-s*w;
        qt[i+1][j]=s*y+c*w;
    }
}

```

Sample page from NUMERICAL RECIPES IN C: THE ART OF SCIENTIFIC COMPUTING (ISBN 0-521-43108-5)  
 Copyright (C) 1988-1992 by Cambridge University Press. Programs Copyright (C) 1988-1992 by Numerical Recipes Software.  
 Permission is granted for internet users to make one paper copy for their own personal use. Further reproduction, or any copying of machine-  
 readable files (including this one), to any server computer, is strictly prohibited. To order Numerical Recipes books or CDROMs, visit website  
<http://www.nr.com> or call 1-800-872-7423 (North America only), or send email to [directcustserv@cambridge.org](mailto:directcustserv@cambridge.org) (outside North America).

We will make use of  $QR$  decomposition, and its updating, in §9.7.

CITED REFERENCES AND FURTHER READING:

- Wilkinson, J.H., and Reinsch, C. 1971, *Linear Algebra*, vol. II of *Handbook for Automatic Computation* (New York: Springer-Verlag), Chapter I/8. [1]  
 Golub, G.H., and Van Loan, C.F. 1989, *Matrix Computations*, 2nd ed. (Baltimore: Johns Hopkins University Press), §§5.2, 5.3, 12.6. [2]

## 2.11 Is Matrix Inversion an $N^3$ Process?

We close this chapter with a little entertainment, a bit of algorithmic prestidigitiation which probes more deeply into the subject of matrix inversion. We start with a seemingly simple question:

How many individual multiplications does it take to perform the matrix multiplication of two  $2 \times 2$  matrices,

$$\begin{pmatrix} a_{11} & a_{12} \\ a_{21} & a_{22} \end{pmatrix} \cdot \begin{pmatrix} b_{11} & b_{12} \\ b_{21} & b_{22} \end{pmatrix} = \begin{pmatrix} c_{11} & c_{12} \\ c_{21} & c_{22} \end{pmatrix} \quad (2.11.1)$$

Eight, right? Here they are written explicitly:

$$\begin{aligned} c_{11} &= a_{11} \times b_{11} + a_{12} \times b_{21} \\ c_{12} &= a_{11} \times b_{12} + a_{12} \times b_{22} \\ c_{21} &= a_{21} \times b_{11} + a_{22} \times b_{21} \\ c_{22} &= a_{21} \times b_{12} + a_{22} \times b_{22} \end{aligned} \quad (2.11.2)$$

Do you think that one can write formulas for the  $c$ 's that involve only *seven* multiplications? (Try it yourself, before reading on.)

Such a set of formulas was, in fact, discovered by Strassen [1]. The formulas are:

$$\begin{aligned} Q_1 &\equiv (a_{11} + a_{22}) \times (b_{11} + b_{22}) \\ Q_2 &\equiv (a_{21} + a_{22}) \times b_{11} \\ Q_3 &\equiv a_{11} \times (b_{12} - b_{22}) \\ Q_4 &\equiv a_{22} \times (-b_{11} + b_{21}) \\ Q_5 &\equiv (a_{11} + a_{12}) \times b_{22} \\ Q_6 &\equiv (-a_{11} + a_{21}) \times (b_{11} + b_{12}) \\ Q_7 &\equiv (a_{12} - a_{22}) \times (b_{21} + b_{22}) \end{aligned} \quad (2.11.3)$$

We will make use of  $QR$  decomposition, and its updating, in §9.7.

CITED REFERENCES AND FURTHER READING:

- Wilkinson, J.H., and Reinsch, C. 1971, *Linear Algebra*, vol. II of *Handbook for Automatic Computation* (New York: Springer-Verlag), Chapter I/8. [1]  
 Golub, G.H., and Van Loan, C.F. 1989, *Matrix Computations*, 2nd ed. (Baltimore: Johns Hopkins University Press), §§5.2, 5.3, 12.6. [2]

## 2.11 Is Matrix Inversion an $N^3$ Process?

We close this chapter with a little entertainment, a bit of algorithmic prestidigitiation which probes more deeply into the subject of matrix inversion. We start with a seemingly simple question:

How many individual multiplications does it take to perform the matrix multiplication of two  $2 \times 2$  matrices,

$$\begin{pmatrix} a_{11} & a_{12} \\ a_{21} & a_{22} \end{pmatrix} \cdot \begin{pmatrix} b_{11} & b_{12} \\ b_{21} & b_{22} \end{pmatrix} = \begin{pmatrix} c_{11} & c_{12} \\ c_{21} & c_{22} \end{pmatrix} \quad (2.11.1)$$

Eight, right? Here they are written explicitly:

$$\begin{aligned} c_{11} &= a_{11} \times b_{11} + a_{12} \times b_{21} \\ c_{12} &= a_{11} \times b_{12} + a_{12} \times b_{22} \\ c_{21} &= a_{21} \times b_{11} + a_{22} \times b_{21} \\ c_{22} &= a_{21} \times b_{12} + a_{22} \times b_{22} \end{aligned} \quad (2.11.2)$$

Do you think that one can write formulas for the  $c$ 's that involve only *seven* multiplications? (Try it yourself, before reading on.)

Such a set of formulas was, in fact, discovered by Strassen [1]. The formulas are:

$$\begin{aligned} Q_1 &\equiv (a_{11} + a_{22}) \times (b_{11} + b_{22}) \\ Q_2 &\equiv (a_{21} + a_{22}) \times b_{11} \\ Q_3 &\equiv a_{11} \times (b_{12} - b_{22}) \\ Q_4 &\equiv a_{22} \times (-b_{11} + b_{21}) \\ Q_5 &\equiv (a_{11} + a_{12}) \times b_{22} \\ Q_6 &\equiv (-a_{11} + a_{21}) \times (b_{11} + b_{12}) \\ Q_7 &\equiv (a_{12} - a_{22}) \times (b_{21} + b_{22}) \end{aligned} \quad (2.11.3)$$

in terms of which

$$\begin{aligned}
 c_{11} &= Q_1 + Q_4 - Q_5 + Q_7 \\
 c_{21} &= Q_2 + Q_4 \\
 c_{12} &= Q_3 + Q_5 \\
 c_{22} &= Q_1 + Q_3 - Q_2 + Q_6
 \end{aligned}
 \tag{2.11.4}$$

What's the use of this? There is one fewer multiplication than in equation (2.11.2), but *many more* additions and subtractions. It is not clear that anything has been gained. But notice that in (2.11.3) the  $a$ 's and  $b$ 's are never commuted. Therefore (2.11.3) and (2.11.4) are valid when the  $a$ 's and  $b$ 's are themselves matrices. The problem of multiplying two very large matrices (of order  $N = 2^m$  for some integer  $m$ ) can now be broken down recursively by partitioning the matrices into quarters, sixteenths, etc. And note the key point: The savings is not just a factor "7/8"; it is that factor at *each* hierarchical level of the recursion. In total it reduces the process of matrix multiplication to order  $N^{\log_2 7}$  instead of  $N^3$ .

What about all the extra additions in (2.11.3)–(2.11.4)? Don't they outweigh the advantage of the fewer multiplications? For large  $N$ , it turns out that there are six times as many additions as multiplications implied by (2.11.3)–(2.11.4). But, if  $N$  is very large, this constant factor is no match for the change in the *exponent* from  $N^3$  to  $N^{\log_2 7}$ .

With this "fast" matrix multiplication, Strassen also obtained a surprising result for matrix inversion [1]. Suppose that the matrices

$$\begin{pmatrix} a_{11} & a_{12} \\ a_{21} & a_{22} \end{pmatrix} \quad \text{and} \quad \begin{pmatrix} c_{11} & c_{12} \\ c_{21} & c_{22} \end{pmatrix}
 \tag{2.11.5}$$

are inverses of each other. Then the  $c$ 's can be obtained from the  $a$ 's by the following operations (compare equations 2.7.22 and 2.7.25):

$$\begin{aligned}
 R_1 &= \text{Inverse}(a_{11}) \\
 R_2 &= a_{21} \times R_1 \\
 R_3 &= R_1 \times a_{12} \\
 R_4 &= a_{21} \times R_3 \\
 R_5 &= R_4 - a_{22} \\
 R_6 &= \text{Inverse}(R_5) \\
 c_{12} &= R_3 \times R_6 \\
 c_{21} &= R_6 \times R_2 \\
 R_7 &= R_3 \times c_{21} \\
 c_{11} &= R_1 - R_7 \\
 c_{22} &= -R_6
 \end{aligned}
 \tag{2.11.6}$$

In (2.11.6) the “inverse” operator occurs just twice. It is to be interpreted as the reciprocal if the  $a$ 's and  $c$ 's are scalars, but as matrix inversion if the  $a$ 's and  $c$ 's are themselves submatrices. Imagine doing the inversion of a very large matrix, of order  $N = 2^m$ , recursively by partitions in half. At each step, halving the order *doubles* the number of inverse operations. But this means that there are only  $N$  divisions in all! So divisions don't dominate in the recursive use of (2.11.6). Equation (2.11.6) is dominated, in fact, by its 6 multiplications. Since these can be done by an  $N^{\log_2 7}$  algorithm, so can the matrix inversion!

This is fun, but let's look at practicalities: If you estimate how large  $N$  has to be before the difference between exponent 3 and exponent  $\log_2 7 = 2.807$  is substantial enough to outweigh the bookkeeping overhead, arising from the complicated nature of the recursive Strassen algorithm, you will find that  $LU$  decomposition is in no immediate danger of becoming obsolete.

If, on the other hand, you like this kind of fun, then try these: (1) Can you multiply the complex numbers  $(a+ib)$  and  $(c+id)$  in only *three* real multiplications? [Answer: see §5.4.] (2) Can you evaluate a general fourth-degree polynomial in  $x$  for many different values of  $x$  with only *three* multiplications per evaluation? [Answer: see §5.3.]

#### CITED REFERENCES AND FURTHER READING:

- Strassen, V. 1969, *Numerische Mathematik*, vol. 13, pp. 354–356. [1]  
 Kronsjö, L. 1987, *Algorithms: Their Complexity and Efficiency*, 2nd ed. (New York: Wiley).  
 Winograd, S. 1971, *Linear Algebra and Its Applications*, vol. 4, pp. 381–388.  
 Pan, V. Ya. 1980, *SIAM Journal on Computing*, vol. 9, pp. 321–342.  
 Pan, V. 1984, *How to Multiply Matrices Faster*, Lecture Notes in Computer Science, vol. 179 (New York: Springer-Verlag)  
 Pan, V. 1984, *SIAM Review*, vol. 26, pp. 393–415. [More recent results that show that an exponent of 2.496 can be achieved — theoretically!]

# Chapter 3. Interpolation and Extrapolation

## 3.0 Introduction

We sometimes know the value of a function  $f(x)$  at a set of points  $x_1, x_2, \dots, x_N$  (say, with  $x_1 < \dots < x_N$ ), but we don't have an analytic expression for  $f(x)$  that lets us calculate its value at an arbitrary point. For example, the  $f(x_i)$ 's might result from some physical measurement or from long numerical calculation that cannot be cast into a simple functional form. Often the  $x_i$ 's are equally spaced, but not necessarily.

The task now is to estimate  $f(x)$  for arbitrary  $x$  by, in some sense, drawing a smooth curve through (and perhaps beyond) the  $x_i$ . If the desired  $x$  is in between the largest and smallest of the  $x_i$ 's, the problem is called *interpolation*; if  $x$  is outside that range, it is called *extrapolation*, which is considerably more hazardous (as many former stock-market analysts can attest).

Interpolation and extrapolation schemes must model the function, between or beyond the known points, by some plausible functional form. The form should be sufficiently general so as to be able to approximate large classes of functions which might arise in practice. By far most common among the functional forms used are polynomials (§3.1). Rational functions (quotients of polynomials) also turn out to be extremely useful (§3.2). Trigonometric functions, sines and cosines, give rise to *trigonometric interpolation* and related Fourier methods, which we defer to Chapters 12 and 13.

There is an extensive mathematical literature devoted to theorems about what sort of functions can be well approximated by which interpolating functions. These theorems are, alas, almost completely useless in day-to-day work: If we know enough about our function to apply a theorem of any power, we are usually not in the pitiful state of having to interpolate on a table of its values!

Interpolation is related to, but distinct from, *function approximation*. That task consists of finding an approximate (but easily computable) function to use in place of a more complicated one. In the case of interpolation, you are given the function  $f$  at points *not of your own choosing*. For the case of function approximation, you are allowed to compute the function  $f$  at *any* desired points for the purpose of developing your approximation. We deal with function approximation in Chapter 5.

One can easily find pathological functions that make a mockery of any interpolation scheme. Consider, for example, the function

$$f(x) = 3x^2 + \frac{1}{\pi^4} \ln [(\pi - x)^2] + 1 \quad (3.0.1)$$

which is well-behaved everywhere except at  $x = \pi$ , very mildly singular at  $x = \pi$ , and otherwise takes on all positive and negative values. Any interpolation based on the values  $x = 3.13, 3.14, 3.15, 3.16$ , will assuredly get a very wrong answer for the value  $x = 3.1416$ , even though a graph plotting those five points looks really quite smooth! (Try it on your calculator.)

Because pathologies can lurk anywhere, it is highly desirable that an interpolation and extrapolation routine should provide an estimate of its own error. Such an error estimate can never be foolproof, of course. We could have a function that, for reasons known only to its maker, takes off wildly and unexpectedly between two tabulated points. Interpolation always presumes some degree of smoothness for the function interpolated, but within this framework of presumption, deviations from smoothness can be detected.

Conceptually, the interpolation process has two stages: (1) Fit an interpolating function to the data points provided. (2) Evaluate that interpolating function at the target point  $x$ .

However, this two-stage method is generally not the best way to proceed in practice. Typically it is computationally less efficient, and more susceptible to roundoff error, than methods which construct a functional estimate  $f(x)$  directly from the  $N$  tabulated values every time one is desired. Most practical schemes start at a nearby point  $f(x_i)$ , then add a sequence of (hopefully) decreasing corrections, as information from other  $f(x_i)$ 's is incorporated. The procedure typically takes  $O(N^2)$  operations. If everything is well behaved, the last correction will be the smallest, and it can be used as an informal (though not rigorous) bound on the error.

In the case of polynomial interpolation, it sometimes does happen that the coefficients of the interpolating polynomial are of interest, even though their use in *evaluating* the interpolating function should be frowned on. We deal with this eventuality in §3.5.

Local interpolation, using a finite number of “nearest-neighbor” points, gives interpolated values  $f(x)$  that do not, in general, have continuous first or higher derivatives. That happens because, as  $x$  crosses the tabulated values  $x_i$ , the interpolation scheme switches which tabulated points are the “local” ones. (If such a switch is allowed to occur anywhere *else*, then there will be a discontinuity in the interpolated function itself at that point. Bad idea!)

In situations where continuity of derivatives is a concern, one must use the “stiffer” interpolation provided by a so-called *spline* function. A spline is a polynomial between each pair of table points, but one whose coefficients are determined “slightly” nonlocally. The nonlocality is designed to guarantee global smoothness in the interpolated function up to some order of derivative. Cubic splines (§3.3) are the most popular. They produce an interpolated function that is continuous through the second derivative. Splines tend to be stabler than polynomials, with less possibility of wild oscillation between the tabulated points.

The number of points (minus one) used in an interpolation scheme is called the *order* of the interpolation. Increasing the order does not necessarily increase the accuracy, especially in polynomial interpolation. If the added points are distant from the point of interest  $x$ , the resulting higher-order polynomial, with its additional constrained points, tends to oscillate wildly between the tabulated values. This oscillation may have no relation at all to the behavior of the “true” function (see Figure 3.0.1). Of course, adding points *close* to the desired point usually does help,

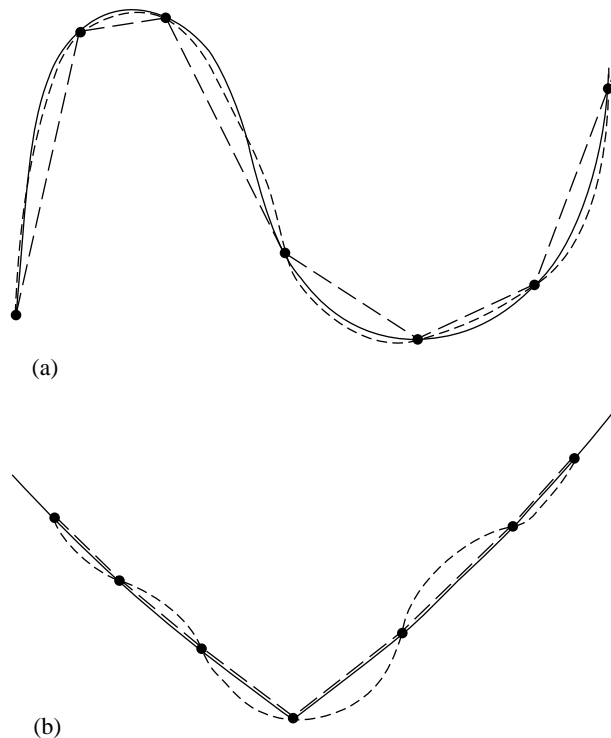


Figure 3.0.1. (a) A smooth function (solid line) is more accurately interpolated by a high-order polynomial (shown schematically as dotted line) than by a low-order polynomial (shown as a piecewise linear dashed line). (b) A function with sharp corners or rapidly changing higher derivatives is *less* accurately approximated by a high-order polynomial (dotted line), which is too “stiff,” than by a low-order polynomial (dashed lines). Even some smooth functions, such as exponentials or rational functions, can be badly approximated by high-order polynomials.

but a finer mesh implies a larger table of values, not always available.

Unless there is solid evidence that the interpolating function is close in form to the true function  $f$ , it is a good idea to be cautious about high-order interpolation. We enthusiastically endorse interpolations with 3 or 4 points, we are perhaps tolerant of 5 or 6; but we rarely go higher than that unless there is quite rigorous monitoring of estimated errors.

When your table of values contains many more points than the desirable order of interpolation, you must begin each interpolation with a search for the right “local” place in the table. While not strictly a part of the subject of interpolation, this task is important enough (and often enough botched) that we devote §3.4 to its discussion.

The routines given for interpolation are also routines for extrapolation. An important application, in Chapter 16, is their use in the integration of ordinary differential equations. There, considerable care *is* taken with the monitoring of errors. Otherwise, the dangers of extrapolation cannot be overemphasized: An interpolating function, which is perforce an extrapolating function, will typically go berserk when the argument  $x$  is outside the range of tabulated values by more than the typical spacing of tabulated points.

Interpolation can be done in more than one dimension, e.g., for a function



$f(x, y, z)$ . Multidimensional interpolation is often accomplished by a sequence of one-dimensional interpolations. We discuss this in §3.6.

#### CITED REFERENCES AND FURTHER READING:

- Abramowitz, M., and Stegun, I.A. 1964, *Handbook of Mathematical Functions*, Applied Mathematics Series, Volume 55 (Washington: National Bureau of Standards; reprinted 1968 by Dover Publications, New York), §25.2.
- Stoer, J., and Bulirsch, R. 1980, *Introduction to Numerical Analysis* (New York: Springer-Verlag), Chapter 2.
- Acton, F.S. 1970, *Numerical Methods That Work*; 1990, corrected edition (Washington: Mathematical Association of America), Chapter 3.
- Kahaner, D., Moler, C., and Nash, S. 1989, *Numerical Methods and Software* (Englewood Cliffs, NJ: Prentice Hall), Chapter 4.
- Johnson, L.W., and Riess, R.D. 1982, *Numerical Analysis*, 2nd ed. (Reading, MA: Addison-Wesley), Chapter 5.
- Ralston, A., and Rabinowitz, P. 1978, *A First Course in Numerical Analysis*, 2nd ed. (New York: McGraw-Hill), Chapter 3.
- Isaacson, E., and Keller, H.B. 1966, *Analysis of Numerical Methods* (New York: Wiley), Chapter 6.

## 3.1 Polynomial Interpolation and Extrapolation

Through any two points there is a unique line. Through any three points, a unique quadratic. Et cetera. The interpolating polynomial of degree  $N - 1$  through the  $N$  points  $y_1 = f(x_1), y_2 = f(x_2), \dots, y_N = f(x_N)$  is given explicitly by Lagrange's classical formula,

$$P(x) = \frac{(x - x_2)(x - x_3)\dots(x - x_N)}{(x_1 - x_2)(x_1 - x_3)\dots(x_1 - x_N)}y_1 + \frac{(x - x_1)(x - x_3)\dots(x - x_N)}{(x_2 - x_1)(x_2 - x_3)\dots(x_2 - x_N)}y_2 + \dots + \frac{(x - x_1)(x - x_2)\dots(x - x_{N-1})}{(x_N - x_1)(x_N - x_2)\dots(x_N - x_{N-1})}y_N \quad (3.1.1)$$

There are  $N$  terms, each a polynomial of degree  $N - 1$  and each constructed to be zero at all of the  $x_i$  except one, at which it is constructed to be  $y_i$ .

It is not terribly wrong to implement the Lagrange formula straightforwardly, but it is not terribly right either. The resulting algorithm gives no error estimate, and it is also somewhat awkward to program. A much better algorithm (for constructing the same, unique, interpolating polynomial) is *Neville's algorithm*, closely related to and sometimes confused with *Aitken's algorithm*, the latter now considered obsolete.

Let  $P_1$  be the value at  $x$  of the unique polynomial of degree zero (i.e., a constant) passing through the point  $(x_1, y_1)$ ; so  $P_1 = y_1$ . Likewise define  $P_2, P_3, \dots, P_N$ . Now let  $P_{12}$  be the value at  $x$  of the unique polynomial of degree one passing through both  $(x_1, y_1)$  and  $(x_2, y_2)$ . Likewise  $P_{23}, P_{34}, \dots, P_{(N-1)N}$ . Similarly, for higher-order polynomials, up to  $P_{123\dots N}$ , which is the value of the unique interpolating polynomial through all  $N$  points, i.e., the desired answer.

$f(x, y, z)$ . Multidimensional interpolation is often accomplished by a sequence of one-dimensional interpolations. We discuss this in §3.6.

#### CITED REFERENCES AND FURTHER READING:

- Abramowitz, M., and Stegun, I.A. 1964, *Handbook of Mathematical Functions*, Applied Mathematics Series, Volume 55 (Washington: National Bureau of Standards; reprinted 1968 by Dover Publications, New York), §25.2.
- Stoer, J., and Bulirsch, R. 1980, *Introduction to Numerical Analysis* (New York: Springer-Verlag), Chapter 2.
- Acton, F.S. 1970, *Numerical Methods That Work*; 1990, corrected edition (Washington: Mathematical Association of America), Chapter 3.
- Kahaner, D., Moler, C., and Nash, S. 1989, *Numerical Methods and Software* (Englewood Cliffs, NJ: Prentice Hall), Chapter 4.
- Johnson, L.W., and Riess, R.D. 1982, *Numerical Analysis*, 2nd ed. (Reading, MA: Addison-Wesley), Chapter 5.
- Ralston, A., and Rabinowitz, P. 1978, *A First Course in Numerical Analysis*, 2nd ed. (New York: McGraw-Hill), Chapter 3.
- Isaacson, E., and Keller, H.B. 1966, *Analysis of Numerical Methods* (New York: Wiley), Chapter 6.

## 3.1 Polynomial Interpolation and Extrapolation

Through any two points there is a unique line. Through any three points, a unique quadratic. Et cetera. The interpolating polynomial of degree  $N - 1$  through the  $N$  points  $y_1 = f(x_1), y_2 = f(x_2), \dots, y_N = f(x_N)$  is given explicitly by Lagrange's classical formula,

$$P(x) = \frac{(x - x_2)(x - x_3)\dots(x - x_N)}{(x_1 - x_2)(x_1 - x_3)\dots(x_1 - x_N)}y_1 + \frac{(x - x_1)(x - x_3)\dots(x - x_N)}{(x_2 - x_1)(x_2 - x_3)\dots(x_2 - x_N)}y_2 + \dots + \frac{(x - x_1)(x - x_2)\dots(x - x_{N-1})}{(x_N - x_1)(x_N - x_2)\dots(x_N - x_{N-1})}y_N \quad (3.1.1)$$

There are  $N$  terms, each a polynomial of degree  $N - 1$  and each constructed to be zero at all of the  $x_i$  except one, at which it is constructed to be  $y_i$ .

It is not terribly wrong to implement the Lagrange formula straightforwardly, but it is not terribly right either. The resulting algorithm gives no error estimate, and it is also somewhat awkward to program. A much better algorithm (for constructing the same, unique, interpolating polynomial) is *Neville's algorithm*, closely related to and sometimes confused with *Aitken's algorithm*, the latter now considered obsolete.

Let  $P_1$  be the value at  $x$  of the unique polynomial of degree zero (i.e., a constant) passing through the point  $(x_1, y_1)$ ; so  $P_1 = y_1$ . Likewise define  $P_2, P_3, \dots, P_N$ . Now let  $P_{12}$  be the value at  $x$  of the unique polynomial of degree one passing through both  $(x_1, y_1)$  and  $(x_2, y_2)$ . Likewise  $P_{23}, P_{34}, \dots, P_{(N-1)N}$ . Similarly, for higher-order polynomials, up to  $P_{123\dots N}$ , which is the value of the unique interpolating polynomial through all  $N$  points, i.e., the desired answer.

Sample page from NUMERICAL RECIPES IN C: THE ART OF SCIENTIFIC COMPUTING (ISBN 0-521-43108-5)  
Copyright (C) 1988-1992 by Cambridge University Press. Programs Copyright (C) 1988-1992 by Numerical Recipes Software.  
Permission is granted for internet users to make one paper copy for their own personal use. Further reproduction, or any copying of machine-readable files (including this one), to any server computer, is strictly prohibited. To order Numerical Recipes books or CDROMs, visit website <http://www.nr.com> or call 1-800-872-7423 (North America only), or send email to [directcustserv@cambridge.org](mailto:directcustserv@cambridge.org) (outside North America).

The various  $P$ 's form a "tableau" with "ancestors" on the left leading to a single "descendant" at the extreme right. For example, with  $N = 4$ ,

$$\begin{array}{rcccc}
 x_1 : & y_1 = P_1 & & & \\
 & & P_{12} & & \\
 x_2 : & y_2 = P_2 & & P_{123} & \\
 & & P_{23} & & P_{1234} \\
 x_3 : & y_3 = P_3 & & P_{234} & \\
 & & P_{34} & & \\
 x_4 : & y_4 = P_4 & & & 
 \end{array} \tag{3.1.2}$$

Neville's algorithm is a recursive way of filling in the numbers in the tableau a column at a time, from left to right. It is based on the relationship between a "daughter"  $P$  and its two "parents,"

$$P_{i(i+1)\dots(i+m)} = \frac{(x - x_{i+m})P_{i(i+1)\dots(i+m-1)} + (x_i - x)P_{(i+1)(i+2)\dots(i+m)}}{x_i - x_{i+m}} \tag{3.1.3}$$

This recurrence works because the two parents already agree at points  $x_{i+1} \dots x_{i+m-1}$ .

An improvement on the recurrence (3.1.3) is to keep track of the small *differences* between parents and daughters, namely to define (for  $m = 1, 2, \dots, N - 1$ ),

$$\begin{aligned}
 C_{m,i} &\equiv P_{i\dots(i+m)} - P_{i\dots(i+m-1)} \\
 D_{m,i} &\equiv P_{i\dots(i+m)} - P_{(i+1)\dots(i+m)}.
 \end{aligned} \tag{3.1.4}$$

Then one can easily derive from (3.1.3) the relations

$$\begin{aligned}
 D_{m+1,i} &= \frac{(x_{i+m+1} - x)(C_{m,i+1} - D_{m,i})}{x_i - x_{i+m+1}} \\
 C_{m+1,i} &= \frac{(x_i - x)(C_{m,i+1} - D_{m,i})}{x_i - x_{i+m+1}}
 \end{aligned} \tag{3.1.5}$$

At each level  $m$ , the  $C$ 's and  $D$ 's are the corrections that make the interpolation one order higher. The final answer  $P_{1\dots N}$  is equal to the sum of *any*  $y_i$  plus a set of  $C$ 's and/or  $D$ 's that form a path through the family tree to the rightmost daughter.

Here is a routine for polynomial interpolation or extrapolation from  $N$  input points. Note that the input arrays are assumed to be unit-offset. If you have zero-offset arrays, remember to subtract 1 (see §1.2):

```

#include <math.h>
#include "nrutil.h"

void polint(float xa[], float ya[], int n, float x, float *y, float *dy)
Given arrays xa[1..n] and ya[1..n], and given a value x, this routine returns a value y, and
an error estimate dy. If P(x) is the polynomial of degree N - 1 such that P(xa_i) = ya_i, i =
1, ..., n, then the returned value y = P(x).
{
    int i,m,ns=1;
    float den,dif,dift,ho,hp,w;

```

```

float *c,*d;

dif=fabs(x-xa[1]);
c=vector(1,n);
d=vector(1,n);
for (i=1;i<n;i++) {           Here we find the index ns of the closest table entry,
    if ( (dift=fabs(x-xa[i])) < dif) {
        ns=i;
        dif=dift;
    }
    c[i]=ya[i];               and initialize the tableau of c's and d's.
    d[i]=ya[i];
}
*y=ya[ns--];                 This is the initial approximation to y.
for (m=1;m<n;m++) {          For each column of the tableau,
    for (i=1;i<=n-m;i++) {   we loop over the current c's and d's and update
        ho=xa[i]-x;           them.
        hp=xa[i+m]-x;
        w=c[i+1]-d[i];
        if ( (den=ho-hp) == 0.0) nrerror("Error in routine polint");
        This error can occur only if two input xa's are (to within roundoff) identical.
        den=w/den;
        d[i]=hp*den;         Here the c's and d's are updated.
        c[i]=ho*den;
    }
    *y += (*dy=(2*ns < (n-m) ? c[ns+1] : d[ns--]));
    After each column in the tableau is completed, we decide which correction, c or d,
    we want to add to our accumulating value of y, i.e., which path to take through the
    tableau—forking up or down. We do this in such a way as to take the most "straight
    line" route through the tableau to its apex, updating ns accordingly to keep track of
    where we are. This route keeps the partial approximations centered (insofar as possible)
    on the target x. The last dy added is thus the error indication.
}
free_vector(d,1,n);
free_vector(c,1,n);
}

```

Quite often you will want to call `polint` with the dummy arguments `xa` and `ya` replaced by actual arrays *with offsets*. For example, the construction `polint(&xx[14], &yy[14], 4, x, y, dy)` performs 4-point interpolation on the tabulated values `xx[15..18]`, `yy[15..18]`. For more on this, see the end of §3.4.

#### CITED REFERENCES AND FURTHER READING:

- Abramowitz, M., and Stegun, I.A. 1964, *Handbook of Mathematical Functions*, Applied Mathematics Series, Volume 55 (Washington: National Bureau of Standards; reprinted 1968 by Dover Publications, New York), §25.2.
- Stoer, J., and Bulirsch, R. 1980, *Introduction to Numerical Analysis* (New York: Springer-Verlag), §2.1.
- Gear, C.W. 1971, *Numerical Initial Value Problems in Ordinary Differential Equations* (Englewood Cliffs, NJ: Prentice-Hall), §6.1.

## 3.2 Rational Function Interpolation and Extrapolation

Some functions are not well approximated by polynomials, but *are* well approximated by rational functions, that is quotients of polynomials. We denote by  $R_{i(i+1)\dots(i+m)}$  a rational function passing through the  $m + 1$  points  $(x_i, y_i) \dots (x_{i+m}, y_{i+m})$ . More explicitly, suppose

$$R_{i(i+1)\dots(i+m)} = \frac{P_\mu(x)}{Q_\nu(x)} = \frac{p_0 + p_1x + \dots + p_\mu x^\mu}{q_0 + q_1x + \dots + q_\nu x^\nu} \quad (3.2.1)$$

Since there are  $\mu + \nu + 1$  unknown  $p$ 's and  $q$ 's ( $q_0$  being arbitrary), we must have

$$m + 1 = \mu + \nu + 1 \quad (3.2.2)$$

In specifying a rational function interpolating function, you must give the desired order of both the numerator and the denominator.

Rational functions are sometimes superior to polynomials, roughly speaking, because of their ability to model functions with poles, that is, zeros of the denominator of equation (3.2.1). These poles might occur for real values of  $x$ , if the function to be interpolated itself has poles. More often, the function  $f(x)$  is finite for all finite *real*  $x$ , but has an analytic continuation with poles in the complex  $x$ -plane. Such poles can themselves ruin a polynomial approximation, even one restricted to real values of  $x$ , just as they can ruin the convergence of an infinite power series in  $x$ . If you draw a circle in the complex plane around your  $m$  tabulated points, then you should not expect polynomial interpolation to be good unless the nearest pole is rather far outside the circle. A rational function approximation, by contrast, will stay "good" as long as it has enough powers of  $x$  in its denominator to account for (cancel) any nearby poles.

For the interpolation problem, a rational function is constructed so as to go through a chosen set of tabulated functional values. However, we should also mention in passing that rational function approximations can be used in analytic work. One sometimes constructs a rational function approximation by the criterion that the rational function of equation (3.2.1) itself have a power series expansion that agrees with the first  $m + 1$  terms of the power series expansion of the desired function  $f(x)$ . This is called *Padé approximation*, and is discussed in §5.12.

Bulirsch and Stoer found an algorithm of the Neville type which performs rational function extrapolation on tabulated data. A tableau like that of equation (3.1.2) is constructed column by column, leading to a result and an error estimate. The Bulirsch-Stoer algorithm produces the so-called *diagonal* rational function, with the degrees of numerator and denominator equal (if  $m$  is even) or with the degree of the denominator larger by one (if  $m$  is odd, cf. equation 3.2.2 above). For the derivation of the algorithm, refer to [1]. The algorithm is summarized by a recurrence

## 3.2 Rational Function Interpolation and Extrapolation

Some functions are not well approximated by polynomials, but *are* well approximated by rational functions, that is quotients of polynomials. We denote by  $R_{i(i+1)\dots(i+m)}$  a rational function passing through the  $m + 1$  points  $(x_i, y_i) \dots (x_{i+m}, y_{i+m})$ . More explicitly, suppose

$$R_{i(i+1)\dots(i+m)} = \frac{P_\mu(x)}{Q_\nu(x)} = \frac{p_0 + p_1x + \dots + p_\mu x^\mu}{q_0 + q_1x + \dots + q_\nu x^\nu} \quad (3.2.1)$$

Since there are  $\mu + \nu + 1$  unknown  $p$ 's and  $q$ 's ( $q_0$  being arbitrary), we must have

$$m + 1 = \mu + \nu + 1 \quad (3.2.2)$$

In specifying a rational function interpolating function, you must give the desired order of both the numerator and the denominator.

Rational functions are sometimes superior to polynomials, roughly speaking, because of their ability to model functions with poles, that is, zeros of the denominator of equation (3.2.1). These poles might occur for real values of  $x$ , if the function to be interpolated itself has poles. More often, the function  $f(x)$  is finite for all finite *real*  $x$ , but has an analytic continuation with poles in the complex  $x$ -plane. Such poles can themselves ruin a polynomial approximation, even one restricted to real values of  $x$ , just as they can ruin the convergence of an infinite power series in  $x$ . If you draw a circle in the complex plane around your  $m$  tabulated points, then you should not expect polynomial interpolation to be good unless the nearest pole is rather far outside the circle. A rational function approximation, by contrast, will stay "good" as long as it has enough powers of  $x$  in its denominator to account for (cancel) any nearby poles.

For the interpolation problem, a rational function is constructed so as to go through a chosen set of tabulated functional values. However, we should also mention in passing that rational function approximations can be used in analytic work. One sometimes constructs a rational function approximation by the criterion that the rational function of equation (3.2.1) itself have a power series expansion that agrees with the first  $m + 1$  terms of the power series expansion of the desired function  $f(x)$ . This is called *Padé approximation*, and is discussed in §5.12.

Bulirsch and Stoer found an algorithm of the Neville type which performs rational function extrapolation on tabulated data. A tableau like that of equation (3.1.2) is constructed column by column, leading to a result and an error estimate. The Bulirsch-Stoer algorithm produces the so-called *diagonal* rational function, with the degrees of numerator and denominator equal (if  $m$  is even) or with the degree of the denominator larger by one (if  $m$  is odd, cf. equation 3.2.2 above). For the derivation of the algorithm, refer to [1]. The algorithm is summarized by a recurrence

relation exactly analogous to equation (3.1.3) for polynomial approximation:

$$R_{i(i+1)\dots(i+m)} = R_{(i+1)\dots(i+m)} + \frac{R_{(i+1)\dots(i+m)} - R_{i\dots(i+m-1)}}{\left(\frac{x-x_i}{x-x_{i+m}}\right) \left(1 - \frac{R_{(i+1)\dots(i+m)} - R_{i\dots(i+m-1)}}{R_{(i+1)\dots(i+m)} - R_{(i+1)\dots(i+m-1)}}\right)} - 1 \quad (3.2.3)$$

This recurrence generates the rational functions through  $m + 1$  points from the ones through  $m$  and (the term  $R_{(i+1)\dots(i+m-1)}$  in equation 3.2.3)  $m - 1$  points. It is started with

$$R_i = y_i \quad (3.2.4)$$

and with

$$R \equiv [R_{i(i+1)\dots(i+m)} \quad \text{with} \quad m = -1] = 0 \quad (3.2.5)$$

Now, exactly as in equations (3.1.4) and (3.1.5) above, we can convert the recurrence (3.2.3) to one involving only the small differences

$$\begin{aligned} C_{m,i} &\equiv R_{i\dots(i+m)} - R_{i\dots(i+m-1)} \\ D_{m,i} &\equiv R_{i\dots(i+m)} - R_{(i+1)\dots(i+m)} \end{aligned} \quad (3.2.6)$$

Note that these satisfy the relation

$$C_{m+1,i} - D_{m+1,i} = C_{m,i+1} - D_{m,i} \quad (3.2.7)$$

which is useful in proving the recurrences

$$\begin{aligned} D_{m+1,i} &= \frac{C_{m,i+1}(C_{m,i+1} - D_{m,i})}{\left(\frac{x-x_i}{x-x_{i+m+1}}\right) D_{m,i} - C_{m,i+1}} \\ C_{m+1,i} &= \frac{\left(\frac{x-x_i}{x-x_{i+m+1}}\right) D_{m,i}(C_{m,i+1} - D_{m,i})}{\left(\frac{x-x_i}{x-x_{i+m+1}}\right) D_{m,i} - C_{m,i+1}} \end{aligned} \quad (3.2.8)$$

This recurrence is implemented in the following function, whose use is analogous in every way to `polint` in §3.1. Note again that unit-offset input arrays are assumed (§1.2).

```
#include <math.h>
#include "nrutil.h"
#define TINY 1.0e-25          A small number.
#define FREEReturn {free_vector(d,1,n);free_vector(c,1,n);return;}

void ratint(float xa[], float ya[], int n, float x, float *y, float *dy)
Given arrays xa[1..n] and ya[1..n], and given a value of x, this routine returns a value of
y and an accuracy estimate dy. The value returned is that of the diagonal rational function,
evaluated at x, which passes through the n points (xa_i, ya_i), i = 1..n.
{
    int m,i,ns=1;
    float w,t,hh,h,dd,*c,*d;
```

```

c=vector(1,n);
d=vector(1,n);
hh=fabs(x-xa[1]);
for (i=1;i<=n;i++) {
  h=fabs(x-xa[i]);
  if (h == 0.0) {
    *y=ya[i];
    *dy=0.0;
    FREERETURN
  } else if (h < hh) {
    ns=i;
    hh=h;
  }
  c[i]=ya[i];
  d[i]=ya[i]+TINY;
}
*y=ya[ns--];
for (m=1;m<n;m++) {
  for (i=1;i<=n-m;i++) {
    w=c[i+1]-d[i];
    h=xa[i+m]-x;
    t=(xa[i]-x)*d[i]/h;
    dd=t-c[i+1];
    if (dd == 0.0) nrerror("Error in routine ratint");
    This error condition indicates that the interpolating function has a pole at the
    requested value of x.
    dd=w/dd;
    d[i]=c[i+1]*dd;
    c[i]=t*dd;
  }
  *y += (*dy=(2*ns < (n-m) ? c[ns+1] : d[ns--]));
}
FREERETURN
}

```

The TINY part is needed to prevent a rare zero-over-zero condition.

h will never be zero, since this was tested in the initializing loop.

## CITED REFERENCES AND FURTHER READING:

- Stoer, J., and Bulirsch, R. 1980, *Introduction to Numerical Analysis* (New York: Springer-Verlag), §2.2. [1]
- Gear, C.W. 1971, *Numerical Initial Value Problems in Ordinary Differential Equations* (Englewood Cliffs, NJ: Prentice-Hall), §6.2.
- Cuyt, A., and Wuytack, L. 1987, *Nonlinear Methods in Numerical Analysis* (Amsterdam: North-Holland), Chapter 3.

### 3.3 Cubic Spline Interpolation

Given a tabulated function  $y_i = y(x_i)$ ,  $i = 1 \dots N$ , focus attention on one particular interval, between  $x_j$  and  $x_{j+1}$ . Linear interpolation in that interval gives the interpolation formula

$$y = Ay_j + By_{j+1} \quad (3.3.1)$$



```

c=vector(1,n);
d=vector(1,n);
hh=fabs(x-xa[1]);
for (i=1;i<=n;i++) {
  h=fabs(x-xa[i]);
  if (h == 0.0) {
    *y=ya[i];
    *dy=0.0;
    FREERETURN
  } else if (h < hh) {
    ns=i;
    hh=h;
  }
  c[i]=ya[i];
  d[i]=ya[i]+TINY;
}
*y=ya[ns--];
for (m=1;m<n;m++) {
  for (i=1;i<=n-m;i++) {
    w=c[i+1]-d[i];
    h=xa[i+m]-x;
    t=(xa[i]-x)*d[i]/h;
    dd=t-c[i+1];
    if (dd == 0.0) nrerror("Error in routine ratint");
    This error condition indicates that the interpolating function has a pole at the
    requested value of x.
    dd=w/dd;
    d[i]=c[i+1]*dd;
    c[i]=t*dd;
  }
  *y += (*dy=(2*ns < (n-m) ? c[ns+1] : d[ns--]));
}
FREERETURN
}

```

The TINY part is needed to prevent a rare zero-over-zero condition.

h will never be zero, since this was tested in the initializing loop.

## CITED REFERENCES AND FURTHER READING:

- Stoer, J., and Bulirsch, R. 1980, *Introduction to Numerical Analysis* (New York: Springer-Verlag), §2.2. [1]
- Gear, C.W. 1971, *Numerical Initial Value Problems in Ordinary Differential Equations* (Englewood Cliffs, NJ: Prentice-Hall), §6.2.
- Cuyt, A., and Wuytack, L. 1987, *Nonlinear Methods in Numerical Analysis* (Amsterdam: North-Holland), Chapter 3.

### 3.3 Cubic Spline Interpolation

Given a tabulated function  $y_i = y(x_i)$ ,  $i = 1 \dots N$ , focus attention on one particular interval, between  $x_j$  and  $x_{j+1}$ . Linear interpolation in that interval gives the interpolation formula

$$y = Ay_j + By_{j+1} \quad (3.3.1)$$

where

$$A \equiv \frac{x_{j+1} - x}{x_{j+1} - x_j} \quad B \equiv 1 - A = \frac{x - x_j}{x_{j+1} - x_j} \quad (3.3.2)$$

Equations (3.3.1) and (3.3.2) are a special case of the general Lagrange interpolation formula (3.1.1).

Since it is (piecewise) linear, equation (3.3.1) has zero second derivative in the interior of each interval, and an undefined, or infinite, second derivative at the abscissas  $x_j$ . The goal of cubic spline interpolation is to get an interpolation formula that is smooth in the first derivative, and continuous in the second derivative, both within an interval and at its boundaries.

Suppose, contrary to fact, that in addition to the tabulated values of  $y_i$ , we also have tabulated values for the function's second derivatives,  $y''$ , that is, a set of numbers  $y''_i$ . Then, within each interval, we can add to the right-hand side of equation (3.3.1) a cubic polynomial whose second derivative varies linearly from a value  $y''_j$  on the left to a value  $y''_{j+1}$  on the right. Doing so, we will have the desired continuous second derivative. If we also construct the cubic polynomial to have zero values at  $x_j$  and  $x_{j+1}$ , then adding it in will not spoil the agreement with the tabulated functional values  $y_j$  and  $y_{j+1}$  at the endpoints  $x_j$  and  $x_{j+1}$ .

A little side calculation shows that there is only one way to arrange this construction, namely replacing (3.3.1) by

$$y = Ay_j + By_{j+1} + Cy''_j + Dy''_{j+1} \quad (3.3.3)$$

where  $A$  and  $B$  are defined in (3.3.2) and

$$C \equiv \frac{1}{6}(A^3 - A)(x_{j+1} - x_j)^2 \quad D \equiv \frac{1}{6}(B^3 - B)(x_{j+1} - x_j)^2 \quad (3.3.4)$$

Notice that the dependence on the independent variable  $x$  in equations (3.3.3) and (3.3.4) is entirely through the linear  $x$ -dependence of  $A$  and  $B$ , and (through  $A$  and  $B$ ) the cubic  $x$ -dependence of  $C$  and  $D$ .

We can readily check that  $y''$  is in fact the second derivative of the new interpolating polynomial. We take derivatives of equation (3.3.3) with respect to  $x$ , using the definitions of  $A, B, C, D$  to compute  $dA/dx, dB/dx, dC/dx$ , and  $dD/dx$ . The result is

$$\frac{dy}{dx} = \frac{y_{j+1} - y_j}{x_{j+1} - x_j} - \frac{3A^2 - 1}{6}(x_{j+1} - x_j)y''_j + \frac{3B^2 - 1}{6}(x_{j+1} - x_j)y''_{j+1} \quad (3.3.5)$$

for the first derivative, and

$$\frac{d^2y}{dx^2} = Ay''_j + By''_{j+1} \quad (3.3.6)$$

for the second derivative. Since  $A = 1$  at  $x_j$ ,  $A = 0$  at  $x_{j+1}$ , while  $B$  is just the other way around, (3.3.6) shows that  $y''$  is just the tabulated second derivative, and also that the second derivative will be continuous across (e.g.) the boundary between the two intervals  $(x_{j-1}, x_j)$  and  $(x_j, x_{j+1})$ .

The only problem now is that we supposed the  $y_i''$ 's to be known, when, actually, they are not. However, we have not yet required that the *first* derivative, computed from equation (3.3.5), be continuous across the boundary between two intervals. The key idea of a cubic spline is to require this continuity and to use it to get equations for the second derivatives  $y_i''$ .

The required equations are obtained by setting equation (3.3.5) evaluated for  $x = x_j$  in the interval  $(x_{j-1}, x_j)$  equal to the same equation evaluated for  $x = x_j$  but in the interval  $(x_j, x_{j+1})$ . With some rearrangement, this gives (for  $j = 2, \dots, N-1$ )

$$\frac{x_j - x_{j-1}}{6} y_{j-1}'' + \frac{x_{j+1} - x_{j-1}}{3} y_j'' + \frac{x_{j+1} - x_j}{6} y_{j+1}'' = \frac{y_{j+1} - y_j}{x_{j+1} - x_j} - \frac{y_j - y_{j-1}}{x_j - x_{j-1}} \quad (3.3.7)$$

These are  $N - 2$  linear equations in the  $N$  unknowns  $y_i'', i = 1, \dots, N$ . Therefore there is a two-parameter family of possible solutions.

For a unique solution, we need to specify two further conditions, typically taken as boundary conditions at  $x_1$  and  $x_N$ . The most common ways of doing this are either

- set one or both of  $y_1''$  and  $y_N''$  equal to zero, giving the so-called *natural cubic spline*, which has zero second derivative on one or both of its boundaries, or
- set either of  $y_1''$  and  $y_N''$  to values calculated from equation (3.3.5) so as to make the first derivative of the interpolating function have a specified value on either or both boundaries.

One reason that cubic splines are especially practical is that the set of equations (3.3.7), along with the two additional boundary conditions, are not only linear, but also *tridiagonal*. Each  $y_j''$  is coupled only to its nearest neighbors at  $j \pm 1$ . Therefore, the equations can be solved in  $O(N)$  operations by the tridiagonal algorithm (§2.4). That algorithm is concise enough to build right into the spline calculational routine. This makes the routine not completely transparent as an implementation of (3.3.7), so we encourage you to study it carefully, comparing with `tridag` (§2.4). Arrays are assumed to be unit-offset. If you have zero-offset arrays, see §1.2.

```
#include "nrutil.h"
```

```
void spline(float x[], float y[], int n, float yp1, float ypn, float y2[])
Given arrays x[1..n] and y[1..n] containing a tabulated function, i.e.,  $y_i = f(x_i)$ , with  $x_1 < x_2 < \dots < x_N$ , and given values yp1 and ypn for the first derivative of the interpolating function at points 1 and n, respectively, this routine returns an array y2[1..n] that contains the second derivatives of the interpolating function at the tabulated points  $x_i$ . If yp1 and/or ypn are equal to  $1 \times 10^{30}$  or larger, the routine is signaled to set the corresponding boundary condition for a natural spline, with zero second derivative on that boundary.
```

```
{
    int i,k;
    float p,qn,sig,un,*u;

    u=vector(1,n-1);
    if (yp1 > 0.99e30)                The lower boundary condition is set either to be "nat-
        y2[1]=u[1]=0.0;                ural"
    else {                              or else to have a specified first derivative.
        y2[1] = -0.5;
        u[1]=(3.0/(x[2]-x[1]))*((y[2]-y[1])/(x[2]-x[1])-yp1);
    }
}
```

```

for (i=2;i<=n-1;i++) {          This is the decomposition loop of the tridiagonal al-
    sig=(x[i]-x[i-1])/(x[i+1]-x[i-1]);          gorithm. y2 and u are used for tem-
    p=sig*y2[i-1]+2.0;                      porary storage of the decomposed
    y2[i]=(sig-1.0)/p;                      factors.
    u[i]=(y[i+1]-y[i])/(x[i+1]-x[i]) - (y[i]-y[i-1])/(x[i]-x[i-1]);
    u[i]=(6.0*u[i]/(x[i+1]-x[i-1])-sig*u[i-1])/p;
}
if (ypn > 0.99e30)              The upper boundary condition is set either to be
    qn=un=0.0;                  "natural"
else {                          or else to have a specified first derivative.
    qn=0.5;
    un=(3.0/(x[n]-x[n-1]))*(ypn-(y[n]-y[n-1])/(x[n]-x[n-1]));
}
y2[n]=(un-qn*u[n-1])/(qn*y2[n-1]+1.0);
for (k=n-1;k>=1;k--)           This is the backsubstitution loop of the tridiagonal
    y2[k]=y2[k]*y2[k+1]+u[k];          algorithm.
free_vector(u,1,n-1);
}

```

It is important to understand that the program `spline` is called only *once* to process an entire tabulated function in arrays  $x_i$  and  $y_i$ . Once this has been done, values of the interpolated function for any value of  $x$  are obtained by calls (as many as desired) to a separate routine `splint` (for “*spline interpolation*”):

```

void splint(float xa[], float ya[], float y2a[], int n, float x, float *y)
Given the arrays xa[1..n] and ya[1..n], which tabulate a function (with the xa's in order),
and given the array y2a[1..n], which is the output from spline above, and given a value of
x, this routine returns a cubic-spline interpolated value y.
{
    void nerror(char error_text[]);
    int klo,khi,k;
    float h,b,a;

    klo=1;                          We will find the right place in the table by means of
    khi=n;                          bisection. This is optimal if sequential calls to this
    while (khi-klo > 1) {            routine are at random values of x. If sequential calls
        k=(khi+klo) >> 1;           are in order, and closely spaced, one would do better
        if (xa[k] > x) khi=k;       to store previous values of klo and khi and test if
        else klo=k;                they remain appropriate on the next call.
    }                                klo and khi now bracket the input value of x.
    h=xa[khi]-xa[klo];
    if (h == 0.0) nerror("Bad xa input to routine splint");   The xa's must be dis-
    a=(xa[khi]-x)/h;                                          tinct.
    b=(x-xa[klo])/h;                                          Cubic spline polynomial is now evaluated.
    *y=a*ya[klo]+b*ya[khi]+((a*a*a-a)*y2a[klo]+(b*b*b-b)*y2a[khi])*(h*h)/6.0;
}

```

#### CITED REFERENCES AND FURTHER READING:

- De Boor, C. 1978, *A Practical Guide to Splines* (New York: Springer-Verlag).
- Forsythe, G.E., Malcolm, M.A., and Moler, C.B. 1977, *Computer Methods for Mathematical Computations* (Englewood Cliffs, NJ: Prentice-Hall), §§4.4–4.5.
- Stoer, J., and Bulirsch, R. 1980, *Introduction to Numerical Analysis* (New York: Springer-Verlag), §2.4.
- Ralston, A., and Rabinowitz, P. 1978, *A First Course in Numerical Analysis*, 2nd ed. (New York: McGraw-Hill), §3.8.

Sample page from NUMERICAL RECIPES IN C: THE ART OF SCIENTIFIC COMPUTING (ISBN 0-521-43108-5)  
 Copyright (C) 1988-1992 by Cambridge University Press. Programs Copyright (C) 1988-1992 by Numerical Recipes Software.  
 Permission is granted for internet users to make one paper copy for their own personal use. Further reproduction, or any copying of machine-  
 readable files (including this one), to any server computer, is strictly prohibited. To order Numerical Recipes books or CDROMs, visit website  
<http://www.nr.com> or call 1-800-872-7423 (North America only), or send email to [directcustserv@cambridge.org](mailto:directcustserv@cambridge.org) (outside North America).

## 3.4 How to Search an Ordered Table

Suppose that you have decided to use some particular interpolation scheme, such as fourth-order polynomial interpolation, to compute a function  $f(x)$  from a set of tabulated  $x_i$ 's and  $f_i$ 's. Then you will need a fast way of finding your place in the table of  $x_i$ 's, given some particular value  $x$  at which the function evaluation is desired. This problem is not properly one of numerical analysis, but it occurs so often in practice that it would be negligent of us to ignore it.

Formally, the problem is this: Given an array of abscissas  $xx[j]$ ,  $j=1, 2, \dots, n$ , with the elements either monotonically increasing or monotonically decreasing, and given a number  $x$ , find an integer  $j$  such that  $x$  lies between  $xx[j]$  and  $xx[j+1]$ . For this task, let us define fictitious array elements  $xx[0]$  and  $xx[n+1]$  equal to plus or minus infinity (in whichever order is consistent with the monotonicity of the table). Then  $j$  will always be between 0 and  $n$ , inclusive; a value of 0 indicates "off-scale" at one end of the table,  $n$  indicates off-scale at the other end.

In most cases, when all is said and done, it is hard to do better than *bisection*, which will find the right place in the table in about  $\log_2 n$  tries. We already did use bisection in the spline evaluation routine `splint` of the preceding section, so you might glance back at that. Standing by itself, a bisection routine looks like this:

```
void locate(float xx[], unsigned long n, float x, unsigned long *j)
Given an array xx[1..n], and given a value x, returns a value j such that x is between xx[j]
and xx[j+1]. xx must be monotonic, either increasing or decreasing. j=0 or j=n is returned
to indicate that x is out of range.
{
    unsigned long ju,jm,jl;
    int ascnd;

    jl=0;                Initialize lower
    ju=n+1;             and upper limits.
    ascnd=(xx[n] >= xx[1]);
    while (ju-jl > 1) {   If we are not yet done,
        jm=(ju+jl) >> 1; compute a midpoint,
        if (x >= xx[jm] == ascnd)
            jl=jm;        and replace either the lower limit
        else
            ju=jm;        or the upper limit, as appropriate.
    }                    Repeat until the test condition is satisfied.
    if (x == xx[1]) *j=1; Then set the output
    else if(x == xx[n]) *j=n-1;
    else *j=jl;
}                        and return.
```

A unit-offset array `xx` is assumed. To use `locate` with a zero-offset array, remember to subtract 1 from the address of `xx`, and also from the returned value `j`.

### Search with Correlated Values

Sometimes you will be in the situation of searching a large table many times, and with nearly identical abscissas on consecutive searches. For example, you may be generating a function that is used on the right-hand side of a differential equation: Most differential-equation integrators, as we shall see in Chapter 16, call

## 3.4 How to Search an Ordered Table

Suppose that you have decided to use some particular interpolation scheme, such as fourth-order polynomial interpolation, to compute a function  $f(x)$  from a set of tabulated  $x_i$ 's and  $f_i$ 's. Then you will need a fast way of finding your place in the table of  $x_i$ 's, given some particular value  $x$  at which the function evaluation is desired. This problem is not properly one of numerical analysis, but it occurs so often in practice that it would be negligent of us to ignore it.

Formally, the problem is this: Given an array of abscissas  $xx[j]$ ,  $j=1, 2, \dots, n$ , with the elements either monotonically increasing or monotonically decreasing, and given a number  $x$ , find an integer  $j$  such that  $x$  lies between  $xx[j]$  and  $xx[j+1]$ . For this task, let us define fictitious array elements  $xx[0]$  and  $xx[n+1]$  equal to plus or minus infinity (in whichever order is consistent with the monotonicity of the table). Then  $j$  will always be between 0 and  $n$ , inclusive; a value of 0 indicates "off-scale" at one end of the table,  $n$  indicates off-scale at the other end.

In most cases, when all is said and done, it is hard to do better than *bisection*, which will find the right place in the table in about  $\log_2 n$  tries. We already did use bisection in the spline evaluation routine `splint` of the preceding section, so you might glance back at that. Standing by itself, a bisection routine looks like this:

```
void locate(float xx[], unsigned long n, float x, unsigned long *j)
Given an array xx[1..n], and given a value x, returns a value j such that x is between xx[j]
and xx[j+1]. xx must be monotonic, either increasing or decreasing. j=0 or j=n is returned
to indicate that x is out of range.
{
    unsigned long ju, jm, jl;
    int ascnd;

    jl=0;                Initialize lower
    ju=n+1;             and upper limits.
    ascnd=(xx[n] >= xx[1]);
    while (ju-jl > 1) {   If we are not yet done,
        jm=(ju+jl) >> 1;   compute a midpoint,
        if (x >= xx[jm] == ascnd)
            jl=jm;        and replace either the lower limit
        else
            ju=jm;        or the upper limit, as appropriate.
    }                   Repeat until the test condition is satisfied.
    if (x == xx[1]) *j=1; Then set the output
    else if(x == xx[n]) *j=n-1;
    else *j=jl;
}                       and return.
```

A unit-offset array `xx` is assumed. To use `locate` with a zero-offset array, remember to subtract 1 from the address of `xx`, and also from the returned value `j`.

### Search with Correlated Values

Sometimes you will be in the situation of searching a large table many times, and with nearly identical abscissas on consecutive searches. For example, you may be generating a function that is used on the right-hand side of a differential equation: Most differential-equation integrators, as we shall see in Chapter 16, call

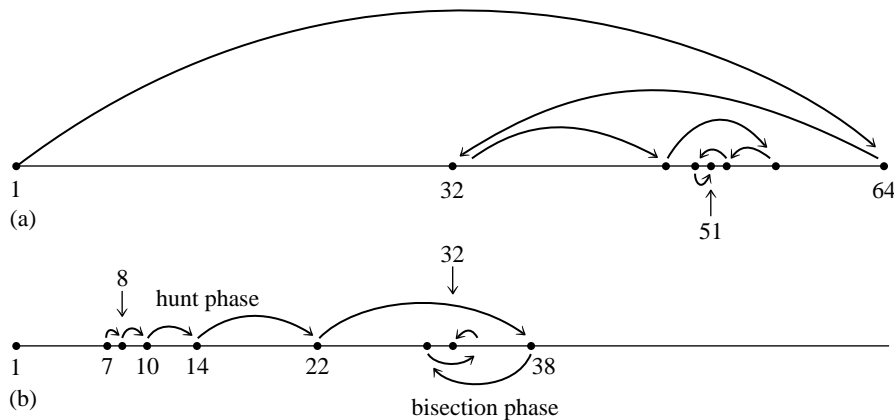


Figure 3.4.1. (a) The routine `locate` finds a table entry by bisection. Shown here is the sequence of steps that converge to element 51 in a table of length 64. (b) The routine `hunt` searches from a previously known position in the table by increasing steps, then converges by bisection. Shown here is a particularly unfavorable example, converging to element 32 from element 7. A favorable example would be convergence to an element near 7, such as 9, which would require just three “hops.”

for right-hand side evaluations at points that hop back and forth a bit, but whose trend moves slowly in the direction of the integration.

In such cases it is wasteful to do a full bisection, *ab initio*, on each call. The following routine instead starts with a guessed position in the table. It first “hunts,” either up or down, in increments of 1, then 2, then 4, etc., until the desired value is bracketed. Second, it then bisects in the bracketed interval. At worst, this routine is about a factor of 2 slower than `locate` above (if the hunt phase expands to include the whole table). At best, it can be a factor of  $\log_2 n$  faster than `locate`, if the desired point is usually quite close to the input guess. Figure 3.4.1 compares the two routines.

```
void hunt(float xx[], unsigned long n, float x, unsigned long *jlo)
Given an array xx[1..n], and given a value x, returns a value jlo such that x is between
xx[jlo] and xx[jlo+1]. xx[1..n] must be monotonic, either increasing or decreasing.
jlo=0 or jlo=n is returned to indicate that x is out of range. jlo on input is taken as the
initial guess for jlo on output.
```

```
{
    unsigned long jm,jhi,inc;
    int ascnd;

    ascnd=(xx[n] >= xx[1]);           True if ascending order of table, false otherwise.
    if (*jlo <= 0 || *jlo > n) {     Input guess not useful. Go immediately to bisection.
        *jlo=0;
        jhi=n+1;
    } else {
        inc=1;                       Set the hunting increment.
        if (x >= xx[*jlo] == ascnd) { Hunt up:
            if (*jlo == n) return;
            jhi=(*jlo)+1;
            while (x >= xx[jhi] == ascnd) { Not done hunting,
                *jlo=jhi;                so double the increment
                inc += inc;
                jhi=(*jlo)+inc;
                if (jhi > n) {           Done hunting, since off end of table.
                    jhi=n+1;
                    break;
                }
            }
            Try again.
        }
    }
}
```

```

    }
} else {
    if (*jlo == 1) {
        *jlo=0;
        return;
    }
    jhi=(*jlo)--;
    while (x < xx[*jlo] == ascnd) {      Not done hunting,
        jhi=(*jlo);
        inc <<= 1;                      so double the increment
        if (inc >= jhi) {                Done hunting, since off end of table.
            *jlo=0;
            break;
        }
        else *jlo=jhi-inc;
    }
    and try again.
    Done hunting, value bracketed.
    Hunt is done, so begin the final bisection phase:
}
while (jhi-(*jlo) != 1) {
    jm=(jhi+(*jlo)) >> 1;
    if (x >= xx[jm] == ascnd)
        *jlo=jm;
    else
        jhi=jm;
}
if (x == xx[n]) *jlo=n-1;
if (x == xx[1]) *jlo=1;
}

```

If your array `xx` is zero-offset, read the comment following `locate`, above.

### After the Hunt

The problem: Routines `locate` and `hunt` return an index `j` such that your desired value lies between table entries `xx[j]` and `xx[j+1]`, where `xx[1..n]` is the full length of the table. But, to obtain an `m`-point interpolated value using a routine like `polint` (§3.1) or `ratint` (§3.2), you need to supply much shorter `xx` and `yy` arrays, of length `m`. How do you make the connection?

The solution: Calculate

$$k = \text{IMIN}(\text{IMAX}(j - (m-1)/2, 1), n+1-m)$$

(The macros `IMIN` and `IMAX` give the minimum and maximum of two integer arguments; see §1.2 and Appendix B.) This expression produces the index of the leftmost member of an `m`-point set of points centered (insofar as possible) between `j` and `j+1`, but bounded by 1 at the left and `n` at the right. `C` then lets you call the interpolation routine with array addresses offset by `k`, e.g.,

```
polint(&xx[k-1], &yy[k-1], m, ...)
```

#### CITED REFERENCES AND FURTHER READING:

Knuth, D.E. 1973, *Sorting and Searching*, vol. 3 of *The Art of Computer Programming* (Reading, MA: Addison-Wesley), §6.2.1.



### 3.5 Coefficients of the Interpolating Polynomial

Occasionally you may wish to know not the value of the interpolating polynomial that passes through a (small!) number of points, but the coefficients of that polynomial. A valid use of the coefficients might be, for example, to compute simultaneous interpolated values of the function and of several of its derivatives (see §5.3), or to convolve a segment of the tabulated function with some other function, where the moments of that other function (i.e., its convolution with powers of  $x$ ) are known analytically.

However, please be certain that the coefficients are what you need. Generally the coefficients of the interpolating polynomial can be determined much less accurately than its value at a desired abscissa. Therefore it is not a good idea to determine the coefficients only for use in calculating interpolating values. Values thus calculated will not pass exactly through the tabulated points, for example, while values computed by the routines in §3.1–§3.3 will pass exactly through such points.

Also, you should not mistake the interpolating polynomial (and its coefficients) for its cousin, the *best fit* polynomial through a data set. Fitting is a *smoothing* process, since the number of fitted coefficients is typically much less than the number of data points. Therefore, fitted coefficients can be accurately and stably determined even in the presence of statistical errors in the tabulated values. (See §14.8.) Interpolation, where the number of coefficients and number of tabulated points are equal, takes the tabulated values as perfect. If they in fact contain statistical errors, these can be magnified into oscillations of the interpolating polynomial in between the tabulated points.

As before, we take the tabulated points to be  $y_i \equiv y(x_i)$ . If the interpolating polynomial is written as

$$y = c_0 + c_1x + c_2x^2 + \cdots + c_Nx^N \quad (3.5.1)$$

then the  $c_i$ 's are required to satisfy the linear equation

$$\begin{bmatrix} 1 & x_0 & x_0^2 & \cdots & x_0^N \\ 1 & x_1 & x_1^2 & \cdots & x_1^N \\ \vdots & \vdots & \vdots & & \vdots \\ 1 & x_N & x_N^2 & \cdots & x_N^N \end{bmatrix} \cdot \begin{bmatrix} c_0 \\ c_1 \\ \vdots \\ c_N \end{bmatrix} = \begin{bmatrix} y_0 \\ y_1 \\ \vdots \\ y_N \end{bmatrix} \quad (3.5.2)$$

This is a *Vandermonde matrix*, as described in §2.8. One could in principle solve equation (3.5.2) by standard techniques for linear equations generally (§2.3); however the special method that was derived in §2.8 is more efficient by a large factor, of order  $N$ , so it is much better.

Remember that Vandermonde systems can be quite ill-conditioned. In such a case, *no* numerical method is going to give a very accurate answer. Such cases do not, please note, imply any difficulty in finding interpolated *values* by the methods of §3.1, but only difficulty in finding *coefficients*.

Like the routine in §2.8, the following is due to G.B. Rybicki. Note that the arrays are all assumed to be zero-offset.

### 3.5 Coefficients of the Interpolating Polynomial

Occasionally you may wish to know not the value of the interpolating polynomial that passes through a (small!) number of points, but the coefficients of that polynomial. A valid use of the coefficients might be, for example, to compute simultaneous interpolated values of the function and of several of its derivatives (see §5.3), or to convolve a segment of the tabulated function with some other function, where the moments of that other function (i.e., its convolution with powers of  $x$ ) are known analytically.

However, please be certain that the coefficients are what you need. Generally the coefficients of the interpolating polynomial can be determined much less accurately than its value at a desired abscissa. Therefore it is not a good idea to determine the coefficients only for use in calculating interpolating values. Values thus calculated will not pass exactly through the tabulated points, for example, while values computed by the routines in §3.1–§3.3 will pass exactly through such points.

Also, you should not mistake the interpolating polynomial (and its coefficients) for its cousin, the *best fit* polynomial through a data set. Fitting is a *smoothing* process, since the number of fitted coefficients is typically much less than the number of data points. Therefore, fitted coefficients can be accurately and stably determined even in the presence of statistical errors in the tabulated values. (See §14.8.) Interpolation, where the number of coefficients and number of tabulated points are equal, takes the tabulated values as perfect. If they in fact contain statistical errors, these can be magnified into oscillations of the interpolating polynomial in between the tabulated points.

As before, we take the tabulated points to be  $y_i \equiv y(x_i)$ . If the interpolating polynomial is written as

$$y = c_0 + c_1x + c_2x^2 + \cdots + c_Nx^N \quad (3.5.1)$$

then the  $c_i$ 's are required to satisfy the linear equation

$$\begin{bmatrix} 1 & x_0 & x_0^2 & \cdots & x_0^N \\ 1 & x_1 & x_1^2 & \cdots & x_1^N \\ \vdots & \vdots & \vdots & & \vdots \\ 1 & x_N & x_N^2 & \cdots & x_N^N \end{bmatrix} \cdot \begin{bmatrix} c_0 \\ c_1 \\ \vdots \\ c_N \end{bmatrix} = \begin{bmatrix} y_0 \\ y_1 \\ \vdots \\ y_N \end{bmatrix} \quad (3.5.2)$$

This is a *Vandermonde matrix*, as described in §2.8. One could in principle solve equation (3.5.2) by standard techniques for linear equations generally (§2.3); however the special method that was derived in §2.8 is more efficient by a large factor, of order  $N$ , so it is much better.

Remember that Vandermonde systems can be quite ill-conditioned. In such a case, *no* numerical method is going to give a very accurate answer. Such cases do not, please note, imply any difficulty in finding interpolated *values* by the methods of §3.1, but only difficulty in finding *coefficients*.

Like the routine in §2.8, the following is due to G.B. Rybicki. Note that the arrays are all assumed to be zero-offset.

```
#include "nrutil.h"

void polcoe(float x[], float y[], int n, float cof[])
Given arrays x[0..n] and y[0..n] containing a tabulated function  $y_i = f(x_i)$ , this routine
returns an array of coefficients cof[0..n], such that  $y_i = \sum_j \text{cof}_j x_i^j$ .
{
    int k,j,i;
    float phi,ff,b,*s;

    s=vector(0,n);
    for (i=0;i<=n;i++) s[i]=cof[i]=0.0;
    s[n] = -x[0];
    for (i=1;i<=n;i++) {           Coefficients  $s_i$  of the master polynomial  $P(x)$  are
        for (j=n-i;j<=n-1;j++)    found by recurrence.
            s[j] -= x[i]*s[j+1];
        s[n] -= x[i];
    }
    for (j=0;j<=n;j++) {
        phi=n+1;
        for (k=n;k>=1;k--)        The quantity  $\text{phi} = \prod_{j \neq k} (x_j - x_k)$  is found as a
            phi=k*s[k]+x[j]*phi;  derivative of  $P(x_j)$ .
        ff=y[j]/phi;
        b=1.0;
        for (k=n;k>=0;k--) {      Coefficients of polynomials in each term of the La-
            cof[k] += b*ff;        grange formula are found by synthetic division of
            b=s[k]+x[j]*b;         $P(x)$  by  $(x - x_j)$ . The solution  $c_k$  is accumu-
        }                          lated.
    }
    free_vector(s,0,n);
}
```

## Another Method

Another technique is to make use of the function value interpolation routine already given (polint §3.1). If we interpolate (or extrapolate) to find the value of the interpolating polynomial at  $x = 0$ , then this value will evidently be  $c_0$ . Now we can subtract  $c_0$  from the  $y_i$ 's and divide each by its corresponding  $x_i$ . Throwing out one point (the one with smallest  $x_i$  is a good candidate), we can repeat the procedure to find  $c_1$ , and so on.

It is not instantly obvious that this procedure is stable, but we have generally found it to be somewhat *more* stable than the routine immediately preceding. This method is of order  $N^3$ , while the preceding one was of order  $N^2$ . You will find, however, that neither works very well for large  $N$ , because of the intrinsic ill-condition of the Vandermonde problem. In single precision,  $N$  up to 8 or 10 is satisfactory; about double this in double precision.

```
#include <math.h>
#include "nrutil.h"

void polcof(float xa[], float ya[], int n, float cof[])
Given arrays xa[0..n] and ya[0..n] containing a tabulated function  $ya_i = f(xa_i)$ , this
routine returns an array of coefficients cof[0..n] such that  $ya_i = \sum_j \text{cof}_j xa_i^j$ .
{
    void polint(float xa[], float ya[], int n, float x, float *y, float *dy);
    int k,j,i;
    float xmin,dy,*x,*y;
```

```

x=vector(0,n);
y=vector(0,n);
for (j=0;j<=n;j++) {
  x[j]=xa[j];
  y[j]=ya[j];
}
for (j=0;j<=n;j++) {
  polint(x-1,y-1,n+1-j,0.0,&cof[j],&dy);
  Subtract 1 from the pointers to x and y because polint uses dimensions [1..n]. We
  extrapolate to  $x = 0$ .
  xmin=1.0e38;
  k = -1;
  for (i=0;i<=n-j;i++) {
    if (fabs(x[i]) < xmin) {
      xmin=fabs(x[i]);
      k=i;
    }
    if (x[i]) y[i]=(y[i]-cof[j])/x[i]; (meanwhile reducing all the terms)
  }
  for (i=k+1;i<=n-j;i++) {
    y[i-1]=y[i];
    x[i-1]=x[i];
  }
}
free_vector(y,0,n);
free_vector(x,0,n);
}

```

If the point  $x = 0$  is not in (or at least close to) the range of the tabulated  $x_i$ 's, then the coefficients of the interpolating polynomial will in general become very large. However, the real “information content” of the coefficients is in small differences from the “translation-induced” large values. This is one cause of ill-conditioning, resulting in loss of significance and poorly determined coefficients. You should consider redefining the origin of the problem, to put  $x = 0$  in a sensible place.

Another pathology is that, if too high a degree of interpolation is attempted on a smooth function, the interpolating polynomial will attempt to use its high-degree coefficients, in combinations with large and almost precisely canceling combinations, to match the tabulated values down to the last possible epsilon of accuracy. This effect is the same as the intrinsic tendency of the interpolating polynomial values to oscillate (wildly) between its constrained points, and would be present even if the machine's floating precision were infinitely good. The above routines `polcoe` and `polcof` have slightly different sensitivities to the pathologies that can occur.

Are you still quite certain that using the *coefficients* is a good idea?

#### CITED REFERENCES AND FURTHER READING:

Isaacson, E., and Keller, H.B. 1966, *Analysis of Numerical Methods* (New York: Wiley), §5.2.

### 3.6 Interpolation in Two or More Dimensions

In multidimensional interpolation, we seek an estimate of  $y(x_1, x_2, \dots, x_n)$  from an  $n$ -dimensional grid of tabulated values  $y$  and  $n$  one-dimensional vectors giving the tabulated values of each of the independent variables  $x_1, x_2, \dots, x_n$ . We will not here consider the problem of interpolating on a mesh that is not Cartesian, i.e., has tabulated function values at “random” points in  $n$ -dimensional space rather than at the vertices of a rectangular array. For clarity, we will consider explicitly only the case of two dimensions, the cases of three or more dimensions being analogous in every way.

In two dimensions, we imagine that we are given a matrix of functional values  $ya[1..m][1..n]$ . We are also given an array  $x1a[1..m]$ , and an array  $x2a[1..n]$ . The relation of these input quantities to an underlying function  $y(x_1, x_2)$  is

$$ya[j][k] = y(x1a[j], x2a[k]) \quad (3.6.1)$$

We want to estimate, by interpolation, the function  $y$  at some untabulated point  $(x_1, x_2)$ .

An important concept is that of the *grid square* in which the point  $(x_1, x_2)$  falls, that is, the four tabulated points that surround the desired interior point. For convenience, we will number these points from 1 to 4, counterclockwise starting from the lower left (see Figure 3.6.1). More precisely, if

$$\begin{aligned} x1a[j] &\leq x_1 \leq x1a[j+1] \\ x2a[k] &\leq x_2 \leq x2a[k+1] \end{aligned} \quad (3.6.2)$$

defines  $j$  and  $k$ , then

$$\begin{aligned} y_1 &\equiv ya[j][k] \\ y_2 &\equiv ya[j+1][k] \\ y_3 &\equiv ya[j+1][k+1] \\ y_4 &\equiv ya[j][k+1] \end{aligned} \quad (3.6.3)$$

The simplest interpolation in two dimensions is *bilinear interpolation* on the grid square. Its formulas are:

$$\begin{aligned} t &\equiv (x_1 - x1a[j]) / (x1a[j+1] - x1a[j]) \\ u &\equiv (x_2 - x2a[k]) / (x2a[k+1] - x2a[k]) \end{aligned} \quad (3.6.4)$$

(so that  $t$  and  $u$  each lie between 0 and 1), and

$$y(x_1, x_2) = (1-t)(1-u)y_1 + t(1-u)y_2 + tuy_3 + (1-t)uy_4 \quad (3.6.5)$$

Bilinear interpolation is frequently “close enough for government work.” As the interpolating point wanders from grid square to grid square, the interpolated

### 3.6 Interpolation in Two or More Dimensions

In multidimensional interpolation, we seek an estimate of  $y(x_1, x_2, \dots, x_n)$  from an  $n$ -dimensional grid of tabulated values  $y$  and  $n$  one-dimensional vectors giving the tabulated values of each of the independent variables  $x_1, x_2, \dots, x_n$ . We will not here consider the problem of interpolating on a mesh that is not Cartesian, i.e., has tabulated function values at “random” points in  $n$ -dimensional space rather than at the vertices of a rectangular array. For clarity, we will consider explicitly only the case of two dimensions, the cases of three or more dimensions being analogous in every way.

In two dimensions, we imagine that we are given a matrix of functional values  $ya[1..m][1..n]$ . We are also given an array  $x1a[1..m]$ , and an array  $x2a[1..n]$ . The relation of these input quantities to an underlying function  $y(x_1, x_2)$  is

$$ya[j][k] = y(x1a[j], x2a[k]) \quad (3.6.1)$$

We want to estimate, by interpolation, the function  $y$  at some untabulated point  $(x_1, x_2)$ .

An important concept is that of the *grid square* in which the point  $(x_1, x_2)$  falls, that is, the four tabulated points that surround the desired interior point. For convenience, we will number these points from 1 to 4, counterclockwise starting from the lower left (see Figure 3.6.1). More precisely, if

$$\begin{aligned} x1a[j] &\leq x_1 \leq x1a[j+1] \\ x2a[k] &\leq x_2 \leq x2a[k+1] \end{aligned} \quad (3.6.2)$$

defines  $j$  and  $k$ , then

$$\begin{aligned} y_1 &\equiv ya[j][k] \\ y_2 &\equiv ya[j+1][k] \\ y_3 &\equiv ya[j+1][k+1] \\ y_4 &\equiv ya[j][k+1] \end{aligned} \quad (3.6.3)$$

The simplest interpolation in two dimensions is *bilinear interpolation* on the grid square. Its formulas are:

$$\begin{aligned} t &\equiv (x_1 - x1a[j]) / (x1a[j+1] - x1a[j]) \\ u &\equiv (x_2 - x2a[k]) / (x2a[k+1] - x2a[k]) \end{aligned} \quad (3.6.4)$$

(so that  $t$  and  $u$  each lie between 0 and 1), and

$$y(x_1, x_2) = (1-t)(1-u)y_1 + t(1-u)y_2 + tuy_3 + (1-t)uy_4 \quad (3.6.5)$$

Bilinear interpolation is frequently “close enough for government work.” As the interpolating point wanders from grid square to grid square, the interpolated

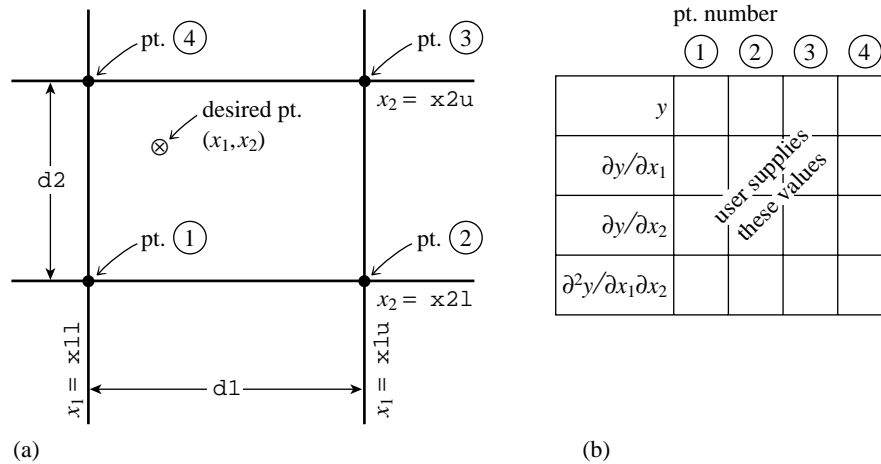


Figure 3.6.1. (a) Labeling of points used in the two-dimensional interpolation routines `bcuint` and `bcucof`. (b) For each of the four points in (a), the user supplies one function value, two first derivatives, and one cross-derivative, a total of 16 numbers.

function value changes continuously. However, the gradient of the interpolated function changes discontinuously at the boundaries of each grid square.

There are two distinctly different directions that one can take in going beyond bilinear interpolation to higher-order methods: One can use higher order to obtain increased accuracy for the interpolated function (for sufficiently smooth functions!), without necessarily trying to fix up the continuity of the gradient and higher derivatives. Or, one can make use of higher order to enforce smoothness of some of these derivatives as the interpolating point crosses grid-square boundaries. We will now consider each of these two directions in turn.

### Higher Order for Accuracy

The basic idea is to break up the problem into a succession of one-dimensional interpolations. If we want to do  $m-1$  order interpolation in the  $x_1$  direction, and  $n-1$  order in the  $x_2$  direction, we first locate an  $m \times n$  sub-block of the tabulated function matrix that contains our desired point  $(x_1, x_2)$ . We then do  $m$  one-dimensional interpolations in the  $x_2$  direction, i.e., on the rows of the sub-block, to get function values at the points  $(x_{1a}[j], x_2)$ ,  $j = 1, \dots, m$ . Finally, we do a last interpolation in the  $x_1$  direction to get the answer. If we use the polynomial interpolation routine `polint` of §3.1, and a sub-block which is presumed to be already located (and addressed through the pointer `float **ya`, see §1.2), the procedure looks like this:

```
#include "nrutil.h"

void polin2(float x1a[], float x2a[], float **ya, int m, int n, float x1,
           float x2, float *y, float *dy)
Given arrays x1a[1..m] and x2a[1..n] of independent variables, and a submatrix of function
values ya[1..m][1..n], tabulated at the grid points defined by x1a and x2a; and given values
x1 and x2 of the independent variables; this routine returns an interpolated function value y,
and an accuracy indication dy (based only on the interpolation in the x1 direction, however).
{
    void polint(float xa[], float ya[], int n, float x, float *y, float *dy);
```

```

int j;
float *ymtmp;

ymtmp=vector(1,m);
for (j=1;j<=m;j++) {           Loop over rows.
    polint(x2a,ya[j],n,x2,&ymtmp[j],dy);   Interpolate answer into temporary stor-
}                                       age.
polint(x1a,ymtmp,m,x1,y,dy);         Do the final interpolation.
free_vector(ymtmp,1,m);
}

```

### Higher Order for Smoothness: Bicubic Interpolation

We will give two methods that are in common use, and which are themselves not unrelated. The first is usually called *bicubic interpolation*.

Bicubic interpolation requires the user to specify at each grid point not just the function  $y(x_1, x_2)$ , but also the gradients  $\partial y/\partial x_1 \equiv y_{,1}$ ,  $\partial y/\partial x_2 \equiv y_{,2}$  and the cross derivative  $\partial^2 y/\partial x_1 \partial x_2 \equiv y_{,12}$ . Then an interpolating function that is *cubic* in the scaled coordinates  $t$  and  $u$  (equation 3.6.4) can be found, with the following properties: (i) The values of the function and the specified derivatives are reproduced exactly on the grid points, and (ii) the values of the function and the specified derivatives change continuously as the interpolating point crosses from one grid square to another.

It is important to understand that nothing in the equations of bicubic interpolation requires you to specify the extra derivatives *correctly*! The smoothness properties are tautologically “forced,” and have nothing to do with the “accuracy” of the specified derivatives. It is a separate problem for you to decide how to obtain the values that are specified. The better you do, the more *accurate* the interpolation will be. But it will be *smooth* no matter what you do.

Best of all is to know the derivatives analytically, or to be able to compute them accurately by numerical means, at the grid points. Next best is to determine them by numerical differencing from the functional values already tabulated on the grid. The relevant code would be something like this (using centered differencing):

```

y1a[j][k]=(ya[j+1][k]-ya[j-1][k])/(x1a[j+1]-x1a[j-1]);
y2a[j][k]=(ya[j][k+1]-ya[j][k-1])/(x2a[k+1]-x2a[k-1]);
y12a[j][k]=(ya[j+1][k+1]-ya[j+1][k-1]-ya[j-1][k+1]+ya[j-1][k-1])
/(x1a[j+1]-x1a[j-1])*(x2a[k+1]-x2a[k-1]);

```

To do a bicubic interpolation within a grid square, given the function  $y$  and the derivatives  $y_1, y_2, y_{12}$  at each of the four corners of the square, there are two steps: First obtain the sixteen quantities  $c_{ij}$ ,  $i, j = 1, \dots, 4$  using the routine `bcucof` below. (The formulas that obtain the  $c$ 's from the function and derivative values are just a complicated linear transformation, with coefficients which, having been determined once in the mists of numerical history, can be tabulated and forgotten.) Next, substitute the  $c$ 's into any or all of the following bicubic formulas for function and derivatives, as desired:



$$\begin{aligned}
y(x_1, x_2) &= \sum_{i=1}^4 \sum_{j=1}^4 c_{ij} t^{i-1} u^{j-1} \\
y_{,1}(x_1, x_2) &= \sum_{i=1}^4 \sum_{j=1}^4 (i-1) c_{ij} t^{i-2} u^{j-1} (dt/dx_1) \\
y_{,2}(x_1, x_2) &= \sum_{i=1}^4 \sum_{j=1}^4 (j-1) c_{ij} t^{i-1} u^{j-2} (du/dx_2) \\
y_{,12}(x_1, x_2) &= \sum_{i=1}^4 \sum_{j=1}^4 (i-1)(j-1) c_{ij} t^{i-2} u^{j-2} (dt/dx_1)(du/dx_2)
\end{aligned} \tag{3.6.6}$$

where  $t$  and  $u$  are again given by equation (3.6.4).

void bcucof(float y[], float y1[], float y2[], float y12[], float d1, float d2, float \*\*c)

Given arrays y[1..4], y1[1..4], y2[1..4], and y12[1..4], containing the function, gradients, and cross derivative at the four grid points of a rectangular grid cell (numbered counterclockwise from the lower left), and given d1 and d2, the length of the grid cell in the 1- and 2-directions, this routine returns the table c[1..4][1..4] that is used by routine bcuint for bicubic interpolation.

```

{
    static int wt[16][16]=
        { 1,0,0,0,0,0,0,0,0,0,0,0,0,0,0,0,
          0,0,0,0,0,0,0,0,1,0,0,0,0,0,0,0,
          -3,0,0,3,0,0,0,0,-2,0,0,-1,0,0,0,0,
          2,0,0,-2,0,0,0,0,1,0,0,1,0,0,0,0,
          0,0,0,0,1,0,0,0,0,0,0,0,0,0,0,0,
          0,0,0,0,0,0,0,0,0,0,0,0,0,1,0,0,0,
          0,0,0,0,-3,0,0,3,0,0,0,0,-2,0,0,-1,
          0,0,0,0,2,0,0,-2,0,0,0,0,1,0,0,1,
          -3,3,0,0,-2,-1,0,0,0,0,0,0,0,0,0,0,
          0,0,0,0,0,0,0,0,-3,3,0,0,-2,-1,0,0,
          9,-9,9,-9,6,3,-3,-6,6,-6,-3,3,4,2,1,2,
          -6,6,-6,6,-4,-2,2,4,-3,3,3,-3,-2,-1,-1,-2,
          2,-2,0,0,1,1,0,0,0,0,0,0,0,0,0,0,
          0,0,0,0,0,0,0,0,2,-2,0,0,1,1,0,0,
          -6,6,-6,6,-3,-3,3,3,-4,4,2,-2,-2,-2,-1,-1,
          4,-4,4,-4,2,2,-2,-2,2,-2,-2,2,1,1,1,1};
    int l,k,j,i;
    float xx,d1d2,c1[16],x[16];

    d1d2=d1*d2;
    for (i=1;i<=4;i++) {          Pack a temporary vector x.
        x[i-1]=y[i];
        x[i+3]=y1[i]*d1;
        x[i+7]=y2[i]*d2;
        x[i+11]=y12[i]*d1d2;
    }
    for (i=0;i<=15;i++) {        Matrix multiply by the stored table.
        xx=0.0;
        for (k=0;k<=15;k++) xx += wt[i][k]*x[k];
        c1[i]=xx;
    }
    l=0;
    for (i=1;i<=4;i++)          Unpack the result into the output table.
        for (j=1;j<=4;j++) c[i][j]=c1[l++];
}

```

Sample page from NUMERICAL RECIPES IN C: THE ART OF SCIENTIFIC COMPUTING (ISBN 0-521-43108-5)  
 Copyright (C) 1988-1992 by Cambridge University Press. Programs Copyright (C) 1988-1992 by Numerical Recipes Software.  
 Permission is granted for internet users to make one paper copy for their own personal use. Further reproduction, or any copying of machine-readable files (including this one), to any server computer, is strictly prohibited. To order Numerical Recipes books or CDROMs, visit website <http://www.nr.com> or call 1-800-872-7423 (North America only), or send email to [directcustserv@cambridge.org](mailto:directcustserv@cambridge.org) (outside North America).

The implementation of equation (3.6.6), which performs a bicubic interpolation, gives back the interpolated function value and the two gradient values, and uses the above routine `bcucof`, is simply:

```
#include "nrutil.h"

void bcuint(float y[], float y1[], float y2[], float y12[], float x1l,
            float x1u, float x2l, float x2u, float x1, float x2, float *ansy,
            float *ansy1, float *ansy2)
Bicubic interpolation within a grid square. Input quantities are y,y1,y2,y12 (as described in
bcucof); x1l and x1u, the lower and upper coordinates of the grid square in the 1-direction;
x2l and x2u likewise for the 2-direction; and x1,x2, the coordinates of the desired point for
the interpolation. The interpolated function value is returned as ansy, and the interpolated
gradient values as ansy1 and ansy2. This routine calls bcucof.
{
    void bcucof(float y[], float y1[], float y2[], float y12[], float d1,
                float d2, float **c);
    int i;
    float t,u,d1,d2,**c;

    c=matrix(1,4,1,4);
    d1=x1u-x1l;
    d2=x2u-x2l;
    bcucof(y,y1,y2,y12,d1,d2,c);           Get the c's.
    if (x1u == x1l || x2u == x2l) nrerror("Bad input in routine bcuint");
    t=(x1-x1l)/d1;                          Equation (3.6.4).
    u=(x2-x2l)/d2;
    *ansy>(*ansy2)=(*ansy1)=0.0;
    for (i=4;i>=1;i--) {                    Equation (3.6.6).
        *ansy=t*(*ansy)+((c[i][4]*u+c[i][3])*u+c[i][2])*u+c[i][1];
        *ansy2=t*(*ansy2)+(3.0*c[i][4]*u+2.0*c[i][3])*u+c[i][2];
        *ansy1=u*(*ansy1)+(3.0*c[4][i]*t+2.0*c[3][i])*t+c[2][i];
    }
    *ansy1 /= d1;
    *ansy2 /= d2;
    free_matrix(c,1,4,1,4);
}
```

### Higher Order for Smoothness: Bicubic Spline

The other common technique for obtaining smoothness in two-dimensional interpolation is the *bicubic spline*. Actually, this is equivalent to a special case of bicubic interpolation: The interpolating function is of the same functional form as equation (3.6.6); the values of the derivatives at the grid points are, however, determined “globally” by one-dimensional splines. However, bicubic splines are usually implemented in a form that looks rather different from the above bicubic interpolation routines, instead looking much closer in form to the routine `polin2` above: To interpolate one functional value, one performs  $m$  one-dimensional splines across the rows of the table, followed by one additional one-dimensional spline down the newly created column. It is a matter of taste (and trade-off between time and memory) as to how much of this process one wants to precompute and store. Instead of precomputing and storing all the derivative information (as in bicubic interpolation), spline users typically precompute and store only one auxiliary table, of second derivatives in one direction only. Then one need only do spline *evaluations* (not constructions) for the  $m$  row splines; one must still do a construction *and* an

evaluation for the final column spline. (Recall that a spline construction is a process of order  $N$ , while a spline evaluation is only of order  $\log N$  — and that is just to find the place in the table!)

Here is a routine to precompute the auxiliary second-derivative table:

```
void splie2(float x1a[], float x2a[], float **ya, int m, int n, float **y2a)
Given an m by n tabulated function ya[1..m][1..n], and tabulated independent variables
x2a[1..n], this routine constructs one-dimensional natural cubic splines of the rows of ya
and returns the second-derivatives in the array y2a[1..m][1..n]. (The array x1a[1..m] is
included in the argument list merely for consistency with routine splin2.)
{
    void spline(float x[], float y[], int n, float yp1, float ypn, float y2[]);
    int j;

    for (j=1;j<=m;j++)
        spline(x2a,ya[j],n,1.0e30,1.0e30,y2a[j]);           Values 1×1030 signal a nat-
                                                            ural spline.
}
```

(If you want to interpolate on a sub-block of a bigger matrix, see §1.2.)

After the above routine has been executed once, any number of bicubic spline interpolations can be performed by successive calls of the following routine:

```
#include "nrutil.h"

void splin2(float x1a[], float x2a[], float **ya, float **y2a, int m, int n,
            float x1, float x2, float *y)
Given x1a, x2a, ya, m, n as described in splie2 and y2a as produced by that routine; and
given a desired interpolating point x1,x2; this routine returns an interpolated function value y
by bicubic spline interpolation.
{
    void spline(float x[], float y[], int n, float yp1, float ypn, float y2[]);
    void splint(float xa[], float ya[], float y2a[], int n, float x, float *y);
    int j;
    float *ytmp,*yytmp;

    ytmp=vector(1,m);
    yytmp=vector(1,m);
    for (j=1;j<=m;j++)
        splint(x2a,ya[j],y2a[j],n,x2,&yytmp[j]);           Perform m evaluations of the row splines constructed by
                                                            splie2, using the one-dimensional spline evaluator
                                                            splint.
    spline(x1a,yytmp,m,1.0e30,1.0e30,ytmp);               Construct the one-dimensional col-
                                                            umn spline and evaluate it.
    splint(x1a,ytmp,ytmp,m,x1,y);
    free_vector(yytmp,1,m);
    free_vector(ytmp,1,m);
}
```

#### CITED REFERENCES AND FURTHER READING:

- Abramowitz, M., and Stegun, I.A. 1964, *Handbook of Mathematical Functions*, Applied Mathematics Series, Volume 55 (Washington: National Bureau of Standards; reprinted 1968 by Dover Publications, New York), §25.2.
- Kinahan, B.F., and Harm, R. 1975, *Astrophysical Journal*, vol. 200, pp. 330–335.
- Johnson, L.W., and Riess, R.D. 1982, *Numerical Analysis*, 2nd ed. (Reading, MA: Addison-Wesley), §5.2.7.
- Dahlquist, G., and Bjorck, A. 1974, *Numerical Methods* (Englewood Cliffs, NJ: Prentice-Hall), §7.7.

## Chapter 4. Integration of Functions

### 4.0 Introduction

Numerical integration, which is also called *quadrature*, has a history extending back to the invention of calculus and before. The fact that integrals of elementary functions could not, in general, be computed analytically, while derivatives *could* be, served to give the field a certain panache, and to set it a cut above the arithmetic drudgery of numerical analysis during the whole of the 18th and 19th centuries.

With the invention of automatic computing, quadrature became just one numerical task among many, and not a very interesting one at that. Automatic computing, even the most primitive sort involving desk calculators and rooms full of “computers” (that were, until the 1950s, people rather than machines), opened to feasibility the much richer field of numerical integration of differential equations. Quadrature is merely the simplest special case: The evaluation of the integral

$$I = \int_a^b f(x)dx \quad (4.0.1)$$

is precisely equivalent to solving for the value  $I \equiv y(b)$  the differential equation

$$\frac{dy}{dx} = f(x) \quad (4.0.2)$$

with the boundary condition

$$y(a) = 0 \quad (4.0.3)$$

Chapter 16 of this book deals with the numerical integration of differential equations. In that chapter, much emphasis is given to the concept of “variable” or “adaptive” choices of stepsize. We will not, therefore, develop that material here. If the function that you propose to integrate is sharply concentrated in one or more peaks, or if its shape is not readily characterized by a single length-scale, then it is likely that you should cast the problem in the form of (4.0.2)–(4.0.3) and use the methods of Chapter 16.

The quadrature methods in this chapter are based, in one way or another, on the obvious device of adding up the value of the integrand at a sequence of abscissas within the range of integration. The game is to obtain the integral as accurately as possible with the smallest number of function evaluations of the integrand. Just as in the case of interpolation (Chapter 3), one has the freedom to choose methods

Sample page from NUMERICAL RECIPES IN C: THE ART OF SCIENTIFIC COMPUTING (ISBN 0-521-43108-5)  
Copyright (C) 1988-1992 by Cambridge University Press. Programs Copyright (C) 1988-1992 by Numerical Recipes Software.  
Permission is granted for internet users to make one paper copy for their own personal use. Further reproduction, or any copying of machine-readable files (including this one), to any server computer, is strictly prohibited. To order Numerical Recipes books or CDROMs, visit website <http://www.nr.com> or call 1-800-872-7423 (North America only), or send email to [directcustserv@cambridge.org](mailto:directcustserv@cambridge.org) (outside North America).

of various *orders*, with higher order sometimes, but not always, giving higher accuracy. “Romberg integration,” which is discussed in §4.3, is a general formalism for making use of integration methods of a variety of different orders, and we recommend it highly.

Apart from the methods of this chapter and of Chapter 16, there are yet other methods for obtaining integrals. One important class is based on function approximation. We discuss explicitly the integration of functions by Chebyshev approximation (“Clenshaw-Curtis” quadrature) in §5.9. Although not explicitly discussed here, you ought to be able to figure out how to do *cubic spline quadrature* using the output of the routine `spline` in §3.3. (Hint: Integrate equation 3.3.3 over  $x$  analytically. See [1].)

Some integrals related to Fourier transforms can be calculated using the fast Fourier transform (FFT) algorithm. This is discussed in §13.9.

Multidimensional integrals are another whole multidimensional bag of worms. Section 4.6 is an introductory discussion in this chapter; the important technique of *Monte-Carlo integration* is treated in Chapter 7.

#### CITED REFERENCES AND FURTHER READING:

- Carnahan, B., Luther, H.A., and Wilkes, J.O. 1969, *Applied Numerical Methods* (New York: Wiley), Chapter 2.
- Isaacson, E., and Keller, H.B. 1966, *Analysis of Numerical Methods* (New York: Wiley), Chapter 7.
- Acton, F.S. 1970, *Numerical Methods That Work*; 1990, corrected edition (Washington: Mathematical Association of America), Chapter 4.
- Stoer, J., and Bulirsch, R. 1980, *Introduction to Numerical Analysis* (New York: Springer-Verlag), Chapter 3.
- Ralston, A., and Rabinowitz, P. 1978, *A First Course in Numerical Analysis*, 2nd ed. (New York: McGraw-Hill), Chapter 4.
- Dahlquist, G., and Bjorck, A. 1974, *Numerical Methods* (Englewood Cliffs, NJ: Prentice-Hall), §7.4.
- Kahaner, D., Moler, C., and Nash, S. 1989, *Numerical Methods and Software* (Englewood Cliffs, NJ: Prentice Hall), Chapter 5.
- Forsythe, G.E., Malcolm, M.A., and Moler, C.B. 1977, *Computer Methods for Mathematical Computations* (Englewood Cliffs, NJ: Prentice-Hall), §5.2, p. 89. [1]
- Davis, P., and Rabinowitz, P. 1984, *Methods of Numerical Integration*, 2nd ed. (Orlando, FL: Academic Press).

## 4.1 Classical Formulas for Equally Spaced Abscissas

Where would any book on numerical analysis be without Mr. Simpson and his “rule”? The classical formulas for integrating a function whose value is known at equally spaced steps have a certain elegance about them, and they are redolent with historical association. Through them, the modern numerical analyst communes with the spirits of his or her predecessors back across the centuries, as far as the time of Newton, if not farther. Alas, times *do* change; with the exception of two of the most modest formulas (“extended trapezoidal rule,” equation 4.1.11, and “extended

of various *orders*, with higher order sometimes, but not always, giving higher accuracy. “Romberg integration,” which is discussed in §4.3, is a general formalism for making use of integration methods of a variety of different orders, and we recommend it highly.

Apart from the methods of this chapter and of Chapter 16, there are yet other methods for obtaining integrals. One important class is based on function approximation. We discuss explicitly the integration of functions by Chebyshev approximation (“Clenshaw-Curtis” quadrature) in §5.9. Although not explicitly discussed here, you ought to be able to figure out how to do *cubic spline quadrature* using the output of the routine `spline` in §3.3. (Hint: Integrate equation 3.3.3 over  $x$  analytically. See [1].)

Some integrals related to Fourier transforms can be calculated using the fast Fourier transform (FFT) algorithm. This is discussed in §13.9.

Multidimensional integrals are another whole multidimensional bag of worms. Section 4.6 is an introductory discussion in this chapter; the important technique of *Monte-Carlo integration* is treated in Chapter 7.

#### CITED REFERENCES AND FURTHER READING:

- Carnahan, B., Luther, H.A., and Wilkes, J.O. 1969, *Applied Numerical Methods* (New York: Wiley), Chapter 2.
- Isaacson, E., and Keller, H.B. 1966, *Analysis of Numerical Methods* (New York: Wiley), Chapter 7.
- Acton, F.S. 1970, *Numerical Methods That Work*; 1990, corrected edition (Washington: Mathematical Association of America), Chapter 4.
- Stoer, J., and Bulirsch, R. 1980, *Introduction to Numerical Analysis* (New York: Springer-Verlag), Chapter 3.
- Ralston, A., and Rabinowitz, P. 1978, *A First Course in Numerical Analysis*, 2nd ed. (New York: McGraw-Hill), Chapter 4.
- Dahlquist, G., and Bjorck, A. 1974, *Numerical Methods* (Englewood Cliffs, NJ: Prentice-Hall), §7.4.
- Kahaner, D., Moler, C., and Nash, S. 1989, *Numerical Methods and Software* (Englewood Cliffs, NJ: Prentice Hall), Chapter 5.
- Forsythe, G.E., Malcolm, M.A., and Moler, C.B. 1977, *Computer Methods for Mathematical Computations* (Englewood Cliffs, NJ: Prentice-Hall), §5.2, p. 89. [1]
- Davis, P., and Rabinowitz, P. 1984, *Methods of Numerical Integration*, 2nd ed. (Orlando, FL: Academic Press).

## 4.1 Classical Formulas for Equally Spaced Abscissas

Where would any book on numerical analysis be without Mr. Simpson and his “rule”? The classical formulas for integrating a function whose value is known at equally spaced steps have a certain elegance about them, and they are redolent with historical association. Through them, the modern numerical analyst communes with the spirits of his or her predecessors back across the centuries, as far as the time of Newton, if not farther. Alas, times *do* change; with the exception of two of the most modest formulas (“extended trapezoidal rule,” equation 4.1.11, and “extended

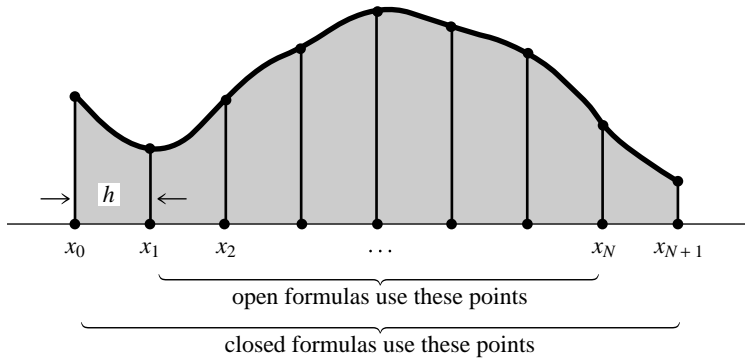


Figure 4.1.1. Quadrature formulas with equally spaced abscissas compute the integral of a function between  $x_0$  and  $x_{N+1}$ . Closed formulas evaluate the function on the boundary points, while open formulas refrain from doing so (useful if the evaluation algorithm breaks down on the boundary points).

midpoint rule,” equation 4.1.19, see §4.2), the classical formulas are almost entirely useless. They are museum pieces, but beautiful ones.

Some notation: We have a sequence of abscissas, denoted  $x_0, x_1, \dots, x_N, x_{N+1}$  which are spaced apart by a constant step  $h$ ,

$$x_i = x_0 + ih \quad i = 0, 1, \dots, N + 1 \tag{4.1.1}$$

A function  $f(x)$  has known values at the  $x_i$ ’s,

$$f(x_i) \equiv f_i \tag{4.1.2}$$

We want to integrate the function  $f(x)$  between a lower limit  $a$  and an upper limit  $b$ , where  $a$  and  $b$  are each equal to one or the other of the  $x_i$ ’s. An integration formula that uses the value of the function at the endpoints,  $f(a)$  or  $f(b)$ , is called a *closed* formula. Occasionally, we want to integrate a function whose value at one or both endpoints is difficult to compute (e.g., the computation of  $f$  goes to a limit of zero over zero there, or worse yet has an integrable singularity there). In this case we want an *open* formula, which estimates the integral using only  $x_i$ ’s strictly *between*  $a$  and  $b$  (see Figure 4.1.1).

The basic building blocks of the classical formulas are rules for integrating a function over a small number of intervals. As that number increases, we can find rules that are exact for polynomials of increasingly high order. (Keep in mind that higher order does not always imply higher accuracy in real cases.) A sequence of such closed formulas is now given.

### Closed Newton-Cotes Formulas

*Trapezoidal rule:*

$$\int_{x_1}^{x_2} f(x)dx = h \left[ \frac{1}{2}f_1 + \frac{1}{2}f_2 \right] + O(h^3 f'') \tag{4.1.3}$$

Here the error term  $O(\ )$  signifies that the true answer differs from the estimate by an amount that is the product of some numerical coefficient times  $h^3$  times the value

Sample page from NUMERICAL RECIPES IN C: THE ART OF SCIENTIFIC COMPUTING (ISBN 0-521-43108-5)  
 Copyright (C) 1988-1992 by Cambridge University Press. Programs Copyright (C) 1988-1992 by Numerical Recipes Software.  
 Permission is granted for internet users to make one paper copy for their own personal use. Further reproduction, or any copying of machine-readable files (including this one), to any server computer, is strictly prohibited. To order Numerical Recipes books or CDROMs, visit website <http://www.nr.com> or call 1-800-872-7423 (North America only), or send email to [directcustserv@cambridge.org](mailto:directcustserv@cambridge.org) (outside North America).

of the function's second derivative somewhere in the interval of integration. The coefficient is knowable, and it can be found in all the standard references on this subject. The point at which the second derivative is to be evaluated is, however, unknowable. If we knew it, we could evaluate the function there and have a higher-order method! Since the product of a knowable and an unknowable is unknowable, we will streamline our formulas and write only  $O(\cdot)$ , instead of the coefficient.

Equation (4.1.3) is a two-point formula ( $x_1$  and  $x_2$ ). It is exact for polynomials up to and including degree 1, i.e.,  $f(x) = x$ . One anticipates that there is a three-point formula exact up to polynomials of degree 2. This is true; moreover, by a cancellation of coefficients due to left-right symmetry of the formula, the three-point formula is exact for polynomials up to and including degree 3, i.e.,  $f(x) = x^3$ :

*Simpson's rule:*

$$\int_{x_1}^{x_3} f(x)dx = h \left[ \frac{1}{3}f_1 + \frac{4}{3}f_2 + \frac{1}{3}f_3 \right] + O(h^5 f^{(4)}) \quad (4.1.4)$$

Here  $f^{(4)}$  means the fourth derivative of the function  $f$  evaluated at an unknown place in the interval. Note also that the formula gives the integral over an interval of size  $2h$ , so the coefficients add up to 2.

There is no lucky cancellation in the four-point formula, so it is also exact for polynomials up to and including degree 3.

*Simpson's  $\frac{3}{8}$  rule:*

$$\int_{x_1}^{x_4} f(x)dx = h \left[ \frac{3}{8}f_1 + \frac{9}{8}f_2 + \frac{9}{8}f_3 + \frac{3}{8}f_4 \right] + O(h^5 f^{(4)}) \quad (4.1.5)$$

The five-point formula again benefits from a cancellation:

*Bode's rule:*

$$\int_{x_1}^{x_5} f(x)dx = h \left[ \frac{14}{45}f_1 + \frac{64}{45}f_2 + \frac{24}{45}f_3 + \frac{64}{45}f_4 + \frac{14}{45}f_5 \right] + O(h^7 f^{(6)}) \quad (4.1.6)$$

This is exact for polynomials up to and including degree 5.

At this point the formulas stop being named after famous personages, so we will not go any further. Consult [1] for additional formulas in the sequence.

### **Extrapolative Formulas for a Single Interval**

We are going to depart from historical practice for a moment. Many texts would give, at this point, a sequence of "Newton-Cotes Formulas of Open Type." Here is an example:

$$\int_{x_0}^{x_5} f(x)dx = h \left[ \frac{55}{24}f_1 + \frac{5}{24}f_2 + \frac{5}{24}f_3 + \frac{55}{24}f_4 \right] + O(h^5 f^{(4)})$$



Notice that the integral from  $a = x_0$  to  $b = x_5$  is estimated, using only the interior points  $x_1, x_2, x_3, x_4$ . In our opinion, formulas of this type are not useful for the reasons that (i) they cannot usefully be strung together to get “extended” rules, as we are about to do with the closed formulas, and (ii) for all other possible uses they are dominated by the Gaussian integration formulas which we will introduce in §4.5.

Instead of the Newton-Cotes open formulas, let us set out the formulas for estimating the integral in the single interval from  $x_0$  to  $x_1$ , using values of the function  $f$  at  $x_1, x_2, \dots$ . These will be useful building blocks for the “extended” open formulas.

$$\int_{x_0}^{x_1} f(x)dx = h[f_1] + O(h^2 f') \tag{4.1.7}$$

$$\int_{x_0}^{x_1} f(x)dx = h\left[\frac{3}{2}f_1 - \frac{1}{2}f_2\right] + O(h^3 f'') \tag{4.1.8}$$

$$\int_{x_0}^{x_1} f(x)dx = h\left[\frac{23}{12}f_1 - \frac{16}{12}f_2 + \frac{5}{12}f_3\right] + O(h^4 f^{(3)}) \tag{4.1.9}$$

$$\int_{x_0}^{x_1} f(x)dx = h\left[\frac{55}{24}f_1 - \frac{59}{24}f_2 + \frac{37}{24}f_3 - \frac{9}{24}f_4\right] + O(h^5 f^{(4)}) \tag{4.1.10}$$

Perhaps a word here would be in order about how formulas like the above can be derived. There are elegant ways, but the most straightforward is to write down the basic form of the formula, replacing the numerical coefficients with unknowns, say  $p, q, r, s$ . Without loss of generality take  $x_0 = 0$  and  $x_1 = 1$ , so  $h = 1$ . Substitute in turn for  $f(x)$  (and for  $f_1, f_2, f_3, f_4$ ) the functions  $f(x) = 1, f(x) = x, f(x) = x^2$ , and  $f(x) = x^3$ . Doing the integral in each case reduces the left-hand side to a number, and the right-hand side to a linear equation for the unknowns  $p, q, r, s$ . Solving the four equations produced in this way gives the coefficients.

**Extended Formulas (Closed)**

If we use equation (4.1.3)  $N - 1$  times, to do the integration in the intervals  $(x_1, x_2), (x_2, x_3), \dots, (x_{N-1}, x_N)$ , and then add the results, we obtain an “extended” or “composite” formula for the integral from  $x_1$  to  $x_N$ .

*Extended trapezoidal rule:*

$$\int_{x_1}^{x_N} f(x)dx = h\left[\frac{1}{2}f_1 + f_2 + f_3 + \dots + f_{N-1} + \frac{1}{2}f_N\right] + O\left(\frac{(b-a)^3 f''}{N^2}\right) \tag{4.1.11}$$

Here we have written the error estimate in terms of the interval  $b - a$  and the number of points  $N$  instead of in terms of  $h$ . This is clearer, since one is usually holding  $a$  and  $b$  fixed and wanting to know (e.g.) how much the error will be decreased

Sample page from NUMERICAL RECIPES IN C: THE ART OF SCIENTIFIC COMPUTING (ISBN 0-521-43108-5)  
 Copyright (C) 1988-1992 by Cambridge University Press. Programs Copyright (C) 1988-1992 by Numerical Recipes Software.  
 Permission is granted for internet users to make one paper copy for their own personal use. Further reproduction, or any copying of machine-readable files (including this one), to any server computer, is strictly prohibited. To order Numerical Recipes books or CDROMs, visit website <http://www.nr.com> or call 1-800-872-7423 (North America only), or send email to [directcustserv@cambridge.org](mailto:directcustserv@cambridge.org) (outside North America).

by taking twice as many steps (in this case, it is by a factor of 4). In subsequent equations we will show *only* the scaling of the error term with the number of steps.

For reasons that will not become clear until §4.2, equation (4.1.11) is in fact the most important equation in this section, the basis for most practical quadrature schemes.

The *extended formula of order  $1/N^3$*  is:

$$\int_{x_1}^{x_N} f(x)dx = h \left[ \frac{5}{12}f_1 + \frac{13}{12}f_2 + f_3 + f_4 + \dots + f_{N-2} + \frac{13}{12}f_{N-1} + \frac{5}{12}f_N \right] + O\left(\frac{1}{N^3}\right) \quad (4.1.12)$$

(We will see in a moment where this comes from.)

If we apply equation (4.1.4) to successive, nonoverlapping *pairs* of intervals, we get the *extended Simpson's rule*:

$$\int_{x_1}^{x_N} f(x)dx = h \left[ \frac{1}{3}f_1 + \frac{4}{3}f_2 + \frac{2}{3}f_3 + \frac{4}{3}f_4 + \dots + \frac{2}{3}f_{N-2} + \frac{4}{3}f_{N-1} + \frac{1}{3}f_N \right] + O\left(\frac{1}{N^4}\right) \quad (4.1.13)$$

Notice that the 2/3, 4/3 alternation continues throughout the interior of the evaluation. Many people believe that the wobbling alternation somehow contains deep information about the integral of their function that is not apparent to mortal eyes. In fact, the alternation is an artifact of using the building block (4.1.4). Another extended formula with the same order as Simpson's rule is

$$\int_{x_1}^{x_N} f(x)dx = h \left[ \frac{3}{8}f_1 + \frac{7}{6}f_2 + \frac{23}{24}f_3 + f_4 + f_5 + \dots + f_{N-4} + f_{N-3} + \frac{23}{24}f_{N-2} + \frac{7}{6}f_{N-1} + \frac{3}{8}f_N \right] + O\left(\frac{1}{N^4}\right) \quad (4.1.14)$$

This equation is constructed by fitting cubic polynomials through successive groups of four points; we defer details to §18.3, where a similar technique is used in the solution of integral equations. We can, however, tell you where equation (4.1.12) came from. It is Simpson's extended rule, averaged with a modified version of itself in which the first and last step are done with the trapezoidal rule (4.1.3). The trapezoidal step is *two* orders lower than Simpson's rule; however, its contribution to the integral goes down as an additional power of  $N$  (since it is used only twice, not  $N$  times). This makes the resulting formula of degree *one* less than Simpson.

### Extended Formulas (Open and Semi-open)

We can construct open and semi-open extended formulas by adding the closed formulas (4.1.11)–(4.1.14), evaluated for the second and subsequent steps, to the extrapolative open formulas for the first step, (4.1.7)–(4.1.10). As discussed immediately above, it is consistent to use an end step that is of one order lower than the (repeated) interior step. The resulting formulas for an interval open at both ends are as follows:

Equations (4.1.7) and (4.1.11) give

$$\int_{x_1}^{x_N} f(x)dx = h \left[ \frac{3}{2}f_2 + f_3 + f_4 + \cdots + f_{N-2} + \frac{3}{2}f_{N-1} \right] + O\left(\frac{1}{N^2}\right) \quad (4.1.15)$$

Equations (4.1.8) and (4.1.12) give

$$\begin{aligned} \int_{x_1}^{x_N} f(x)dx = h \left[ \frac{23}{12}f_2 + \frac{7}{12}f_3 + f_4 + f_5 + \right. \\ \left. \cdots + f_{N-3} + \frac{7}{12}f_{N-2} + \frac{23}{12}f_{N-1} \right] \\ + O\left(\frac{1}{N^3}\right) \end{aligned} \quad (4.1.16)$$

Equations (4.1.9) and (4.1.13) give

$$\begin{aligned} \int_{x_1}^{x_N} f(x)dx = h \left[ \frac{27}{12}f_2 + 0 + \frac{13}{12}f_4 + \frac{4}{3}f_5 + \right. \\ \left. \cdots + \frac{4}{3}f_{N-4} + \frac{13}{12}f_{N-3} + 0 + \frac{27}{12}f_{N-1} \right] \\ + O\left(\frac{1}{N^4}\right) \end{aligned} \quad (4.1.17)$$

The interior points alternate  $4/3$  and  $2/3$ . If we want to avoid this alternation, we can combine equations (4.1.9) and (4.1.14), giving

$$\begin{aligned} \int_{x_1}^{x_N} f(x)dx = h \left[ \frac{55}{24}f_2 - \frac{1}{6}f_3 + \frac{11}{8}f_4 + f_5 + f_6 + f_7 + \right. \\ \left. \cdots + f_{N-5} + f_{N-4} + \frac{11}{8}f_{N-3} - \frac{1}{6}f_{N-2} + \frac{55}{24}f_{N-1} \right] \\ + O\left(\frac{1}{N^4}\right) \end{aligned} \quad (4.1.18)$$

We should mention in passing another extended open formula, for use where the limits of integration are located halfway between tabulated abscissas. This one is known as the *extended midpoint rule*, and is accurate to the same order as (4.1.15):

$$\begin{aligned} \int_{x_1}^{x_N} f(x)dx = h[f_{3/2} + f_{5/2} + f_{7/2} + \\ \cdots + f_{N-3/2} + f_{N-1/2}] + O\left(\frac{1}{N^2}\right) \end{aligned} \quad (4.1.19)$$

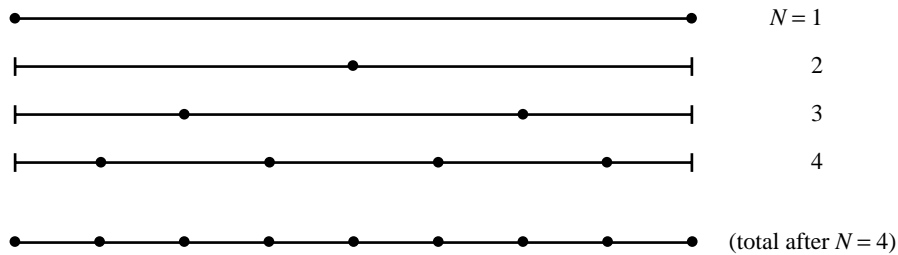


Figure 4.2.1. Sequential calls to the routine `trapzd` incorporate the information from previous calls and evaluate the integrand only at those new points necessary to refine the grid. The bottom line shows the totality of function evaluations after the fourth call. The routine `qsimp`, by weighting the intermediate results, transforms the trapezoid rule into Simpson's rule with essentially no additional overhead.

There are also formulas of higher order for this situation, but we will refrain from giving them.

The *semi-open formulas* are just the obvious combinations of equations (4.1.11)–(4.1.14) with (4.1.15)–(4.1.18), respectively. At the closed end of the integration, use the weights from the former equations; at the open end use the weights from the latter equations. One example should give the idea, the formula with error term decreasing as  $1/N^3$  which is closed on the right and open on the left:

$$\int_{x_1}^{x_N} f(x) dx = h \left[ \frac{23}{12} f_2 + \frac{7}{12} f_3 + f_4 + f_5 + \dots + f_{N-2} + \frac{13}{12} f_{N-1} + \frac{5}{12} f_N \right] + O\left(\frac{1}{N^3}\right) \quad (4.1.20)$$

#### CITED REFERENCES AND FURTHER READING:

Abramowitz, M., and Stegun, I.A. 1964, *Handbook of Mathematical Functions*, Applied Mathematics Series, Volume 55 (Washington: National Bureau of Standards; reprinted 1968 by Dover Publications, New York), §25.4. [1]

Isaacson, E., and Keller, H.B. 1966, *Analysis of Numerical Methods* (New York: Wiley), §7.1.

## 4.2 Elementary Algorithms

Our starting point is equation (4.1.11), the extended trapezoidal rule. There are two facts about the trapezoidal rule which make it the starting point for a variety of algorithms. One fact is rather obvious, while the second is rather “deep.”

The obvious fact is that, for a fixed function  $f(x)$  to be integrated between fixed limits  $a$  and  $b$ , one can double the number of intervals in the extended trapezoidal rule without losing the benefit of previous work. The coarsest implementation of the trapezoidal rule is to average the function at its endpoints  $a$  and  $b$ . The first stage of refinement is to add to this average the value of the function at the halfway point. The second stage of refinement is to add the values at the  $1/4$  and  $3/4$  points. And so on (see Figure 4.2.1).

Without further ado we can write a routine with this kind of logic to it:

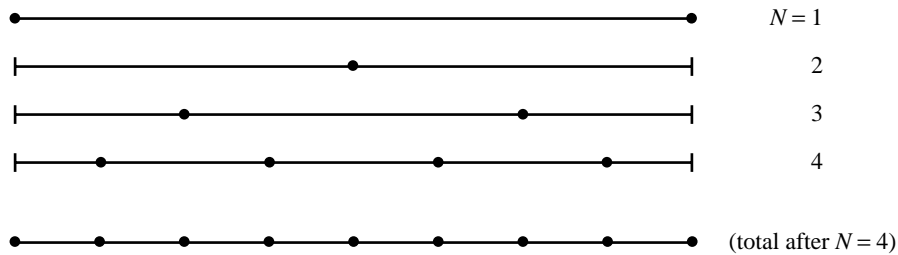


Figure 4.2.1. Sequential calls to the routine `trapzd` incorporate the information from previous calls and evaluate the integrand only at those new points necessary to refine the grid. The bottom line shows the totality of function evaluations after the fourth call. The routine `qsimp`, by weighting the intermediate results, transforms the trapezoid rule into Simpson's rule with essentially no additional overhead.

There are also formulas of higher order for this situation, but we will refrain from giving them.

The *semi-open formulas* are just the obvious combinations of equations (4.1.11)–(4.1.14) with (4.1.15)–(4.1.18), respectively. At the closed end of the integration, use the weights from the former equations; at the open end use the weights from the latter equations. One example should give the idea, the formula with error term decreasing as  $1/N^3$  which is closed on the right and open on the left:

$$\int_{x_1}^{x_N} f(x) dx = h \left[ \frac{23}{12} f_2 + \frac{7}{12} f_3 + f_4 + f_5 + \dots + f_{N-2} + \frac{13}{12} f_{N-1} + \frac{5}{12} f_N \right] + O\left(\frac{1}{N^3}\right) \quad (4.1.20)$$

#### CITED REFERENCES AND FURTHER READING:

Abramowitz, M., and Stegun, I.A. 1964, *Handbook of Mathematical Functions*, Applied Mathematics Series, Volume 55 (Washington: National Bureau of Standards; reprinted 1968 by Dover Publications, New York), §25.4. [1]

Isaacson, E., and Keller, H.B. 1966, *Analysis of Numerical Methods* (New York: Wiley), §7.1.

## 4.2 Elementary Algorithms

Our starting point is equation (4.1.11), the extended trapezoidal rule. There are two facts about the trapezoidal rule which make it the starting point for a variety of algorithms. One fact is rather obvious, while the second is rather “deep.”

The obvious fact is that, for a fixed function  $f(x)$  to be integrated between fixed limits  $a$  and  $b$ , one can double the number of intervals in the extended trapezoidal rule without losing the benefit of previous work. The coarsest implementation of the trapezoidal rule is to average the function at its endpoints  $a$  and  $b$ . The first stage of refinement is to add to this average the value of the function at the halfway point. The second stage of refinement is to add the values at the  $1/4$  and  $3/4$  points. And so on (see Figure 4.2.1).

Without further ado we can write a routine with this kind of logic to it:

```
#define FUNC(x) ((*func)(x))

float trapzd(float (*func)(float), float a, float b, int n)
This routine computes the nth stage of refinement of an extended trapezoidal rule. func is input
as a pointer to the function to be integrated between limits a and b, also input. When called with
n=1, the routine returns the crudest estimate of  $\int_a^b f(x)dx$ . Subsequent calls with n=2,3,...
(in that sequential order) will improve the accuracy by adding  $2^{n-2}$  additional interior points.
{
    float x,tnm,sum,del;
    static float s;
    int it,j;

    if (n == 1) {
        return (s=0.5*(b-a)*(FUNC(a)+FUNC(b)));
    } else {
        for (it=1,j=1;j<n-1;j++) it <<= 1;
        tnm=it;
        del=(b-a)/tnm;           This is the spacing of the points to be added.
        x=a+0.5*del;
        for (sum=0.0,j=1;j<=it;j++,x+=del) sum += FUNC(x);
        s=0.5*(s+(b-a)*sum/tnm);   This replaces s by its refined value.
        return s;
    }
}
```

The above routine (`trapzd`) is a workhorse that can be harnessed in several ways. The simplest and crudest is to integrate a function by the extended trapezoidal rule where you know in advance (we can't imagine how!) the number of steps you want. If you want  $2^M + 1$ , you can accomplish this by the fragment

```
for(j=1;j<=m+1;j++) s=trapzd(func,a,b,j);
```

with the answer returned as `s`.

Much better, of course, is to refine the trapezoidal rule until some specified degree of accuracy has been achieved:

```
#include <math.h>
#define EPS 1.0e-5
#define JMAX 20

float qtrap(float (*func)(float), float a, float b)
Returns the integral of the function func from a to b. The parameters EPS can be set to the
desired fractional accuracy and JMAX so that 2 to the power JMAX-1 is the maximum allowed
number of steps. Integration is performed by the trapezoidal rule.
{
    float trapzd(float (*func)(float), float a, float b, int n);
    void nrerror(char error_text[]);
    int j;
    float s,olds=0.0;           Initial value of olds is arbitrary.

    for (j=1;j<=JMAX;j++) {
        s=trapzd(func,a,b,j);
        if (j > 5)             Avoid spurious early convergence.
            if (fabs(s-olds) < EPS*fabs(olds) ||
                (s == 0.0 && olds == 0.0)) return s;
        olds=s;
    }
    nrerror("Too many steps in routine qtrap");
    return 0.0;               Never get here.
}
```

Unsophisticated as it is, routine `qtrap` is in fact a fairly robust way of doing integrals of functions that are not very smooth. Increased sophistication will usually translate into a higher-order method whose efficiency will be greater only for sufficiently smooth integrands. `qtrap` is the method of choice, e.g., for an integrand which is a function of a variable that is linearly interpolated between measured data points. Be sure that you do not require too stringent an EPS, however: If `qtrap` takes too many steps in trying to achieve your required accuracy, accumulated roundoff errors may start increasing, and the routine may never converge. A value  $10^{-6}$  is just on the edge of trouble for most 32-bit machines; it is achievable when the convergence is moderately rapid, but not otherwise.

We come now to the “deep” fact about the extended trapezoidal rule, equation (4.1.11). It is this: The error of the approximation, which begins with a term of order  $1/N^2$ , is in fact *entirely even* when expressed in powers of  $1/N$ . This follows directly from the *Euler-Maclaurin Summation Formula*,

$$\int_{x_1}^{x_N} f(x) dx = h \left[ \frac{1}{2} f_1 + f_2 + f_3 + \cdots + f_{N-1} + \frac{1}{2} f_N \right] - \frac{B_2 h^2}{2!} (f'_N - f'_1) - \cdots - \frac{B_{2k} h^{2k}}{(2k)!} (f_N^{(2k-1)} - f_1^{(2k-1)}) - \cdots \quad (4.2.1)$$

Here  $B_{2k}$  is a *Bernoulli number*, defined by the generating function

$$\frac{t}{e^t - 1} = \sum_{n=0}^{\infty} B_n \frac{t^n}{n!} \quad (4.2.2)$$

with the first few even values (odd values vanish except for  $B_1 = -1/2$ )

$$\begin{aligned} B_0 &= 1 & B_2 &= \frac{1}{6} & B_4 &= -\frac{1}{30} & B_6 &= \frac{1}{42} \\ B_8 &= -\frac{1}{30} & B_{10} &= \frac{5}{66} & B_{12} &= -\frac{691}{2730} \end{aligned} \quad (4.2.3)$$

Equation (4.2.1) is not a convergent expansion, but rather only an asymptotic expansion whose error when truncated at any point is always less than twice the magnitude of the first neglected term. The reason that it is not convergent is that the Bernoulli numbers become very large, e.g.,

$$B_{50} = \frac{495057205241079648212477525}{66}$$

The key point is that only even powers of  $h$  occur in the error series of (4.2.1). This fact is not, in general, shared by the higher-order quadrature rules in §4.1. For example, equation (4.1.12) has an error series beginning with  $O(1/N^3)$ , but continuing with all subsequent powers of  $N$ :  $1/N^4$ ,  $1/N^5$ , etc.

Suppose we evaluate (4.1.11) with  $N$  steps, getting a result  $S_N$ , and then again with  $2N$  steps, getting a result  $S_{2N}$ . (This is done by any two consecutive calls of

trapzd.) The leading error term in the second evaluation will be 1/4 the size of the error in the first evaluation. Therefore the combination

$$S = \frac{4}{3}S_{2N} - \frac{1}{3}S_N \quad (4.2.4)$$

will cancel out the leading order error term. But there *is* no error term of order  $1/N^3$ , by (4.2.1). The surviving error is of order  $1/N^4$ , the same as Simpson's rule. In fact, it should not take long for you to see that (4.2.4) is *exactly* Simpson's rule (4.1.13), alternating 2/3's, 4/3's, and all. This is the preferred method for evaluating that rule, and we can write it as a routine exactly analogous to qtrap above:

```
#include <math.h>
#define EPS 1.0e-6
#define JMAX 20

float qsimp(float (*func)(float), float a, float b)
Returns the integral of the function func from a to b. The parameters EPS can be set to the
desired fractional accuracy and JMAX so that 2 to the power JMAX-1 is the maximum allowed
number of steps. Integration is performed by Simpson's rule.
{
    float trapzd(float (*func)(float), float a, float b, int n);
    void nrerror(char error_text[]);
    int j;
    float s,st,ost=0.0,os=0.0;

    for (j=1;j<=JMAX;j++) {
        st=trapzd(func,a,b,j);
        s=(4.0*st-ost)/3.0;           Compare equation (4.2.4), above.
        if (j > 5)                   Avoid spurious early convergence.
            if (fabs(s-os) < EPS*fabs(os) ||
                (s == 0.0 && os == 0.0)) return s;
        os=s;
        ost=st;
    }
    nrerror("Too many steps in routine qsimp");
    return 0.0;                     Never get here.
}
```

The routine qsimp will in general be more efficient than qtrap (i.e., require fewer function evaluations) when the function to be integrated has a finite 4th derivative (i.e., a continuous 3rd derivative). The combination of qsimp and its necessary workhorse trapzd is a good one for light-duty work.

#### CITED REFERENCES AND FURTHER READING:

- Stoer, J., and Bulirsch, R. 1980, *Introduction to Numerical Analysis* (New York: Springer-Verlag), §3.3.
- Dahlquist, G., and Bjorck, A. 1974, *Numerical Methods* (Englewood Cliffs, NJ: Prentice-Hall), §§7.4.1–7.4.2.
- Forsythe, G.E., Malcolm, M.A., and Moler, C.B. 1977, *Computer Methods for Mathematical Computations* (Englewood Cliffs, NJ: Prentice-Hall), §5.3.



### 4.3 Romberg Integration

We can view Romberg's method as the natural generalization of the routine `qsimp` in the last section to integration schemes that are of higher order than Simpson's rule. The basic idea is to use the results from  $k$  successive refinements of the extended trapezoidal rule (implemented in `trapzd`) to remove all terms in the error series up to but not including  $O(1/N^{2k})$ . The routine `qsimp` is the case of  $k = 2$ . This is one example of a very general idea that goes by the name of *Richardson's deferred approach to the limit*: Perform some numerical algorithm for various values of a parameter  $h$ , and then extrapolate the result to the continuum limit  $h = 0$ .

Equation (4.2.4), which subtracts off the leading error term, is a special case of polynomial extrapolation. In the more general Romberg case, we can use Neville's algorithm (see §3.1) to extrapolate the successive refinements to zero stepsize. Neville's algorithm can in fact be coded very concisely within a Romberg integration routine. For clarity of the program, however, it seems better to do the extrapolation by function call to `polint`, already given in §3.1.

```
#include <math.h>
#define EPS 1.0e-6
#define JMAX 20
#define JMAXP (JMAX+1)
#define K 5
Here EPS is the fractional accuracy desired, as determined by the extrapolation error estimate;
JMAX limits the total number of steps; K is the number of points used in the extrapolation.

float qromb(float (*func)(float), float a, float b)
Returns the integral of the function func from a to b. Integration is performed by Romberg's
method of order 2K, where, e.g., K=2 is Simpson's rule.
{
    void polint(float xa[], float ya[], int n, float x, float *y, float *dy);
    float trapzd(float (*func)(float), float a, float b, int n);
    void nrerror(char error_text[]);
    float ss,dss;
    float s[JMAXP],h[JMAXP+1];           These store the successive trapezoidal approxi-
    int j;                               mations and their relative stepsizes.

    h[1]=1.0;
    for (j=1;j<=JMAX;j++) {
        s[j]=trapzd(func,a,b,j);
        if (j >= K) {
            polint(&h[j-K],&s[j-K],K,0.0,&ss,&dss);
            if (fabs(dss) <= EPS*fabs(ss)) return ss;
        }
        h[j+1]=0.25*h[j];
        This is a key step: The factor is 0.25 even though the stepsize is decreased by only
        0.5. This makes the extrapolation a polynomial in  $h^2$  as allowed by equation (4.2.1),
        not just a polynomial in  $h$ .
    }
    nrerror("Too many steps in routine qromb");
    return 0.0;                          Never get here.
}
```

The routine `qromb`, along with its required `trapzd` and `polint`, is quite powerful for sufficiently smooth (e.g., analytic) integrands, integrated over intervals

### 4.3 Romberg Integration

We can view Romberg's method as the natural generalization of the routine `qsimp` in the last section to integration schemes that are of higher order than Simpson's rule. The basic idea is to use the results from  $k$  successive refinements of the extended trapezoidal rule (implemented in `trapzd`) to remove all terms in the error series up to but not including  $O(1/N^{2k})$ . The routine `qsimp` is the case of  $k = 2$ . This is one example of a very general idea that goes by the name of *Richardson's deferred approach to the limit*: Perform some numerical algorithm for various values of a parameter  $h$ , and then extrapolate the result to the continuum limit  $h = 0$ .

Equation (4.2.4), which subtracts off the leading error term, is a special case of polynomial extrapolation. In the more general Romberg case, we can use Neville's algorithm (see §3.1) to extrapolate the successive refinements to zero stepsize. Neville's algorithm can in fact be coded very concisely within a Romberg integration routine. For clarity of the program, however, it seems better to do the extrapolation by function call to `polint`, already given in §3.1.

```
#include <math.h>
#define EPS 1.0e-6
#define JMAX 20
#define JMAXP (JMAX+1)
#define K 5
Here EPS is the fractional accuracy desired, as determined by the extrapolation error estimate;
JMAX limits the total number of steps; K is the number of points used in the extrapolation.

float qromb(float (*func)(float), float a, float b)
Returns the integral of the function func from a to b. Integration is performed by Romberg's
method of order 2K, where, e.g., K=2 is Simpson's rule.
{
    void polint(float xa[], float ya[], int n, float x, float *y, float *dy);
    float trapzd(float (*func)(float), float a, float b, int n);
    void nrerror(char error_text[]);
    float ss,dss;
    float s[JMAXP],h[JMAXP+1];           These store the successive trapezoidal approxi-
    int j;                               mations and their relative stepsizes.

    h[1]=1.0;
    for (j=1;j<=JMAX;j++) {
        s[j]=trapzd(func,a,b,j);
        if (j >= K) {
            polint(&h[j-K],&s[j-K],K,0.0,&ss,&dss);
            if (fabs(dss) <= EPS*fabs(ss)) return ss;
        }
        h[j+1]=0.25*h[j];
        This is a key step: The factor is 0.25 even though the stepsize is decreased by only
        0.5. This makes the extrapolation a polynomial in  $h^2$  as allowed by equation (4.2.1),
        not just a polynomial in  $h$ .
    }
    nrerror("Too many steps in routine qromb");
    return 0.0;                          Never get here.
}
```

The routine `qromb`, along with its required `trapzd` and `polint`, is quite powerful for sufficiently smooth (e.g., analytic) integrands, integrated over intervals

which contain no singularities, and where the endpoints are also nonsingular. `qromb`, in such circumstances, takes many, *many* fewer function evaluations than either of the routines in §4.2. For example, the integral

$$\int_0^2 x^4 \log(x + \sqrt{x^2 + 1}) dx$$

converges (with parameters as shown above) on the very first extrapolation, after just 5 calls to `trapzd`, while `qsimp` requires 8 calls (8 times as many evaluations of the integrand) and `qtrap` requires 13 calls (making 256 times as many evaluations of the integrand).

#### CITED REFERENCES AND FURTHER READING:

- Stoer, J., and Bulirsch, R. 1980, *Introduction to Numerical Analysis* (New York: Springer-Verlag), §§3.4–3.5.
- Dahlquist, G., and Björck, A. 1974, *Numerical Methods* (Englewood Cliffs, NJ: Prentice-Hall), §§7.4.1–7.4.2.
- Ralston, A., and Rabinowitz, P. 1978, *A First Course in Numerical Analysis*, 2nd ed. (New York: McGraw-Hill), §4.10–2.

## 4.4 Improper Integrals

For our present purposes, an integral will be “improper” if it has any of the following problems:

- its integrand goes to a finite limiting value at finite upper and lower limits, but cannot be evaluated *right on* one of those limits (e.g.,  $\sin x/x$  at  $x = 0$ )
- its upper limit is  $\infty$ , or its lower limit is  $-\infty$
- it has an integrable singularity at either limit (e.g.,  $x^{-1/2}$  at  $x = 0$ )
- it has an integrable singularity at a known place between its upper and lower limits
- it has an integrable singularity at an unknown place between its upper and lower limits

If an integral is infinite (e.g.,  $\int_1^\infty x^{-1} dx$ ), or does not exist in a limiting sense (e.g.,  $\int_{-\infty}^\infty \cos x dx$ ), we do not call it improper; we call it impossible. No amount of clever algorithmics will return a meaningful answer to an ill-posed problem.

In this section we will generalize the techniques of the preceding two sections to cover the first four problems on the above list. A more advanced discussion of quadrature with integrable singularities occurs in Chapter 18, notably §18.3. The fifth problem, singularity at unknown location, can really only be handled by the use of a variable stepsize differential equation integration routine, as will be given in Chapter 16.

We need a workhorse like the extended trapezoidal rule (equation 4.1.11), but one which is an *open* formula in the sense of §4.1, i.e., does not require the integrand to be evaluated at the endpoints. Equation (4.1.19), the extended midpoint rule, is the best choice. The reason is that (4.1.19) shares with (4.1.11) the “deep” property of

which contain no singularities, and where the endpoints are also nonsingular. `qromb`, in such circumstances, takes many, *many* fewer function evaluations than either of the routines in §4.2. For example, the integral

$$\int_0^2 x^4 \log(x + \sqrt{x^2 + 1}) dx$$

converges (with parameters as shown above) on the very first extrapolation, after just 5 calls to `trapzd`, while `qsimp` requires 8 calls (8 times as many evaluations of the integrand) and `qtrap` requires 13 calls (making 256 times as many evaluations of the integrand).

#### CITED REFERENCES AND FURTHER READING:

- Stoer, J., and Bulirsch, R. 1980, *Introduction to Numerical Analysis* (New York: Springer-Verlag), §§3.4–3.5.
- Dahlquist, G., and Björck, A. 1974, *Numerical Methods* (Englewood Cliffs, NJ: Prentice-Hall), §§7.4.1–7.4.2.
- Ralston, A., and Rabinowitz, P. 1978, *A First Course in Numerical Analysis*, 2nd ed. (New York: McGraw-Hill), §4.10–2.

## 4.4 Improper Integrals

For our present purposes, an integral will be “improper” if it has any of the following problems:

- its integrand goes to a finite limiting value at finite upper and lower limits, but cannot be evaluated *right on* one of those limits (e.g.,  $\sin x/x$  at  $x = 0$ )
- its upper limit is  $\infty$ , or its lower limit is  $-\infty$
- it has an integrable singularity at either limit (e.g.,  $x^{-1/2}$  at  $x = 0$ )
- it has an integrable singularity at a known place between its upper and lower limits
- it has an integrable singularity at an unknown place between its upper and lower limits

If an integral is infinite (e.g.,  $\int_1^\infty x^{-1} dx$ ), or does not exist in a limiting sense (e.g.,  $\int_{-\infty}^\infty \cos x dx$ ), we do not call it improper; we call it impossible. No amount of clever algorithmics will return a meaningful answer to an ill-posed problem.

In this section we will generalize the techniques of the preceding two sections to cover the first four problems on the above list. A more advanced discussion of quadrature with integrable singularities occurs in Chapter 18, notably §18.3. The fifth problem, singularity at unknown location, can really only be handled by the use of a variable stepsize differential equation integration routine, as will be given in Chapter 16.

We need a workhorse like the extended trapezoidal rule (equation 4.1.11), but one which is an *open* formula in the sense of §4.1, i.e., does not require the integrand to be evaluated at the endpoints. Equation (4.1.19), the extended midpoint rule, is the best choice. The reason is that (4.1.19) shares with (4.1.11) the “deep” property of

having an error series that is entirely even in  $h$ . Indeed there is a formula, not as well known as it ought to be, called the *Second Euler-Maclaurin summation formula*,

$$\int_{x_1}^{x_N} f(x)dx = h[f_{3/2} + f_{5/2} + f_{7/2} + \cdots + f_{N-3/2} + f_{N-1/2}] \\ + \frac{B_2 h^2}{4}(f'_N - f'_1) + \cdots \\ + \frac{B_{2k} h^{2k}}{(2k)!}(1 - 2^{-2k+1})(f_N^{(2k-1)} - f_1^{(2k-1)}) + \cdots \quad (4.4.1)$$

This equation can be derived by writing out (4.2.1) with stepsize  $h$ , then writing it out again with stepsize  $h/2$ , then subtracting the first from twice the second.

It is not possible to double the number of steps in the extended midpoint rule and still have the benefit of previous function evaluations (try it!). However, it is possible to *triple* the number of steps and do so. Shall we do this, or double and accept the loss? On the average, tripling does a factor  $\sqrt{3}$  of unnecessary work, since the “right” number of steps for a desired accuracy criterion may in fact fall anywhere in the logarithmic interval implied by tripling. For doubling, the factor is only  $\sqrt{2}$ , but we lose an extra factor of 2 in being unable to use all the previous evaluations. Since  $1.732 < 2 \times 1.414$ , it is better to triple.

Here is the resulting routine, which is directly comparable to trapzd.

```
#define FUNC(x) ((*func)(x))

float midpnt(float (*func)(float), float a, float b, int n)
This routine computes the nth stage of refinement of an extended midpoint rule. func is input
as a pointer to the function to be integrated between limits a and b, also input. When called with
n=1, the routine returns the crudest estimate of  $\int_a^b f(x)dx$ . Subsequent calls with n=2,3,...
(in that sequential order) will improve the accuracy of s by adding  $(2/3) \times 3^{n-1}$  additional
interior points. s should not be modified between sequential calls.
{
    float x,tnm,sum,del,ddel;
    static float s;
    int it,j;

    if (n == 1) {
        return (s=(b-a)*FUNC(0.5*(a+b)));
    } else {
        for(it=1,j=1;j<n-1;j++) it *= 3;
        tnm=it;
        del=(b-a)/(3.0*tnm);
        ddel=del+del;
        x=a+0.5*del;
        sum=0.0;
        for (j=1;j<=it;j++) {
            sum += FUNC(x);
            x += ddel;
            sum += FUNC(x);
            x += del;
        }
        s=(s+(b-a)*sum/tnm)/3.0;
        return s;
    }
}
```

The added points alternate in spacing between del and ddel.

The new sum is combined with the old integral to give a refined integral.

The routine `midpnt` can exactly replace `trapzd` in a driver routine like `qtrap` (§4.2); one simply changes `trapzd(func, a, b, j)` to `midpnt(func, a, b, j)`, and perhaps also decreases the parameter `JMAX` since  $3^{JMAX-1}$  (from step tripling) is a much larger number than  $2^{JMAX-1}$  (step doubling).

The open formula implementation analogous to Simpson's rule (`qsimp` in §4.2) substitutes `midpnt` for `trapzd` and decreases `JMAX` as above, but now also changes the extrapolation step to be

```
s=(9.0*st-ost)/8.0;
```

since, when the number of steps is tripled, the error decreases to 1/9th its size, not 1/4th as with step doubling.

Either the modified `qtrap` or the modified `qsimp` will fix the first problem on the list at the beginning of this section. Yet more sophisticated is to generalize Romberg integration in like manner:

```
#include <math.h>
#define EPS 1.0e-6
#define JMAX 14
#define JMAXP (JMAX+1)
#define K 5

float qromo(float (*func)(float), float a, float b,
            float (*choose)(float*)(float), float, float, int))
Romberg integration on an open interval. Returns the integral of the function func from a to b,
using any specified integrating function choose and Romberg's method. Normally choose will
be an open formula, not evaluating the function at the endpoints. It is assumed that choose
triples the number of steps on each call, and that its error series contains only even powers of
the number of steps. The routines midpnt, midinf, midsql, midsqu, midexp, are possible
choices for choose. The parameters have the same meaning as in qromb.
{
    void polint(float xa[], float ya[], int n, float x, float *y, float *dy);
    void nrerror(char error_text[]);
    int j;
    float ss,dss,h[JMAXP+1],s[JMAXP];

    h[1]=1.0;
    for (j=1;j<=JMAX;j++) {
        s[j]=(*choose)(func,a,b,j);
        if (j >= K) {
            polint(&h[j-K],&s[j-K],K,0.0,&ss,&dss);
            if (fabs(dss) <= EPS*fabs(ss)) return ss;
        }
        h[j+1]=h[j]/9.0;          This is where the assumption of step tripling and an even
                                error series is used.
    }
    nrerror("Too many steps in routing qromo");
    return 0.0;                 Never get here.
}
```

Don't be put off by `qromo`'s complicated ANSI declaration. A typical invocation (integrating the Bessel function  $Y_0(x)$  from 0 to 2) is simply

```
#include "nr.h"
float answer;
...
answer=qromo(bessy0,0.0,2.0,midpnt);
```

The differences between `qromo` and `qromb` (§4.3) are so slight that it is perhaps gratuitous to list `qromo` in full. It, however, is an excellent driver routine for solving all the other problems of improper integrals in our first list (except the intractable fifth), as we shall now see.

The basic trick for improper integrals is to make a change of variables to eliminate the singularity, or to map an infinite range of integration to a finite one. For example, the identity

$$\int_a^b f(x)dx = \int_{1/b}^{1/a} \frac{1}{t^2} f\left(\frac{1}{t}\right) dt \quad ab > 0 \quad (4.4.2)$$

can be used with *either*  $b \rightarrow \infty$  and  $a$  positive, *or* with  $a \rightarrow -\infty$  and  $b$  negative, and works for any function which decreases towards infinity faster than  $1/x^2$ .

You can make the change of variable implied by (4.4.2) either analytically and then use (e.g.) `qromo` and `midpnt` to do the numerical evaluation, *or* you can let the numerical algorithm make the change of variable for you. We prefer the latter method as being more transparent to the user. To implement equation (4.4.2) we simply write a modified version of `midpnt`, called `midinf`, which allows  $b$  to be infinite (or, more precisely, a very large number on your particular machine, such as  $1 \times 10^{30}$ ), or  $a$  to be negative and infinite.

```
#define FUNC(x) ((*funkt)(1.0/(x))/((x)*(x)))      Effects the change of variable.

float midinf(float (*funkt)(float), float aa, float bb, int n)
This routine is an exact replacement for midpnt, i.e., returns the nth stage of refinement of
the integral of funk from aa to bb, except that the function is evaluated at evenly spaced
points in 1/x rather than in x. This allows the upper limit bb to be as large and positive as
the computer allows, or the lower limit aa to be as large and negative, but not both. aa and
bb must have the same sign.
{
    float x,tnm,sum,del,ddel,b,a;
    static float s;
    int it,j;

    b=1.0/aa;          These two statements change the limits of integration.
    a=1.0/bb;
    if (n == 1) {      From this point on, the routine is identical to midpnt.
        return (s=(b-a)*FUNC(0.5*(a+b)));
    } else {
        for(it=1,j=1;j<n-1;j++) it *= 3;
        tnm=it;
        del=(b-a)/(3.0*tnm);
        ddel=del+del;
        x=a+0.5*del;
        sum=0.0;
        for (j=1;j<=it;j++) {
            sum += FUNC(x);
            x += ddel;
            sum += FUNC(x);
            x += del;
        }
        return (s=(s+(b-a)*sum/tnm)/3.0);
    }
}
```

If you need to integrate from a negative lower limit to positive infinity, you do this by breaking the integral into two pieces at some positive value, for example,

```
answer=qromo(funk,-5.0,2.0,midpnt)+qromo(funk,2.0,1.0e30,midinf);
```

Where should you choose the breakpoint? At a sufficiently large positive value so that the function `funk` is at least beginning to approach its asymptotic decrease to zero value at infinity. The polynomial extrapolation implicit in the second call to `qromo` deals with a polynomial in  $1/x$ , not in  $x$ .

To deal with an integral that has an integrable power-law singularity at its lower limit, one also makes a change of variable. If the integrand diverges as  $(x - a)^{-\gamma}$ ,  $0 \leq \gamma < 1$ , near  $x = a$ , use the identity

$$\int_a^b f(x)dx = \frac{1}{1-\gamma} \int_0^{(b-a)^{1-\gamma}} t^{\frac{\gamma}{1-\gamma}} f\left(t^{\frac{1}{1-\gamma}} + a\right) dt \quad (b > a) \quad (4.4.3)$$

If the singularity is at the upper limit, use the identity

$$\int_a^b f(x)dx = \frac{1}{1-\gamma} \int_0^{(b-a)^{1-\gamma}} t^{\frac{\gamma}{1-\gamma}} f\left(b - t^{\frac{1}{1-\gamma}}\right) dt \quad (b > a) \quad (4.4.4)$$

If there is a singularity at both limits, divide the integral at an interior breakpoint as in the example above.

Equations (4.4.3) and (4.4.4) are particularly simple in the case of inverse square-root singularities, a case that occurs frequently in practice:

$$\int_a^b f(x)dx = \int_0^{\sqrt{b-a}} 2t f(a+t^2) dt \quad (b > a) \quad (4.4.5)$$

for a singularity at  $a$ , and

$$\int_a^b f(x)dx = \int_0^{\sqrt{b-a}} 2t f(b-t^2) dt \quad (b > a) \quad (4.4.6)$$

for a singularity at  $b$ . Once again, we can implement these changes of variable transparently to the user by defining substitute routines for `midpnt` which make the change of variable automatically:

```
#include <math.h>

#define FUNC(x) (2.0*(x)*(funkt(aa+(x)*(x)))

float midsql(float (*funkt)(float), float aa, float bb, int n)
This routine is an exact replacement for midpnt, except that it allows for an inverse square-root
singularity in the integrand at the lower limit aa.
{
    float x,tnm,sum,del,ddel,a,b;
    static float s;
    int it,j;

    b=sqrt(bb-aa);
    a=0.0;
    if (n == 1) {
The rest of the routine is exactly like midpnt and is omitted.
```



Similarly,

```
#include <math.h>

#define FUNC(x) (2.0*(x)*(*funkt)(bb-(x)*(x)))

float midsqu(float (*funkt)(float), float aa, float bb, int n)
This routine is an exact replacement for midpnt, except that it allows for an inverse square-root singularity in the integrand at the upper limit bb.
{
```

```
    float x,tnm,sum,del,ddel,a,b;
    static float s;
    int it,j;
```

```
    b=sqrt(bb-aa);
    a=0.0;
    if (n == 1) {
```

The rest of the routine is exactly like midpnt and is omitted.

One last example should suffice to show how these formulas are derived in general. Suppose the upper limit of integration is infinite, and the integrand falls off exponentially. Then we want a change of variable that maps  $e^{-x}dx$  into  $(\pm)dt$  (with the sign chosen to keep the upper limit of the new variable larger than the lower limit). Doing the integration gives by inspection

$$t = e^{-x} \quad \text{or} \quad x = -\log t \quad (4.4.7)$$

so that

$$\int_{x=a}^{x=\infty} f(x)dx = \int_{t=0}^{t=e^{-a}} f(-\log t) \frac{dt}{t} \quad (4.4.8)$$

The user-transparent implementation would be

```
#include <math.h>

#define FUNC(x) ((*funkt)(-log(x)))/(x)

float midexp(float (*funkt)(float), float aa, float bb, int n)
This routine is an exact replacement for midpnt, except that bb is assumed to be infinite (value passed not actually used). It is assumed that the function funkt decreases exponentially rapidly at infinity.
{
```

```
    float x,tnm,sum,del,ddel,a,b;
    static float s;
    int it,j;
```

```
    b=exp(-aa);
    a=0.0;
    if (n == 1) {
```

The rest of the routine is exactly like midpnt and is omitted.

#### CITED REFERENCES AND FURTHER READING:

Acton, F.S. 1970, *Numerical Methods That Work*, 1990, corrected edition (Washington: Mathematical Association of America), Chapter 4.

Sample page from NUMERICAL RECIPES IN C: THE ART OF SCIENTIFIC COMPUTING (ISBN 0-521-43108-5)  
Copyright (C) 1988-1992 by Cambridge University Press. Programs Copyright (C) 1988-1992 by Numerical Recipes Software.  
Permission is granted for internet users to make one paper copy for their own personal use. Further reproduction, or any copying of machine-readable files (including this one), to any server computer, is strictly prohibited. To order Numerical Recipes books or CDROMs, visit website <http://www.nr.com> or call 1-800-872-7423 (North America only), or send email to [directcustserv@cambridge.org](mailto:directcustserv@cambridge.org) (outside North America).

Dahlquist, G., and Bjorck, A. 1974, *Numerical Methods* (Englewood Cliffs, NJ: Prentice-Hall), §7.4.3, p. 294.

Stoer, J., and Bulirsch, R. 1980, *Introduction to Numerical Analysis* (New York: Springer-Verlag), §3.7, p. 152.

## 4.5 Gaussian Quadratures and Orthogonal Polynomials

In the formulas of §4.1, the integral of a function was approximated by the sum of its functional values at a set of equally spaced points, multiplied by certain aptly chosen weighting coefficients. We saw that as we allowed ourselves more freedom in choosing the coefficients, we could achieve integration formulas of higher and higher order. The idea of *Gaussian quadratures* is to give ourselves the freedom to choose not only the weighting coefficients, but also the location of the abscissas at which the function is to be evaluated: They will no longer be equally spaced. Thus, we will have *twice* the number of degrees of freedom at our disposal; it will turn out that we can achieve Gaussian quadrature formulas whose order is, essentially, twice that of the Newton-Cotes formula with the same number of function evaluations.

Does this sound too good to be true? Well, in a sense it is. The catch is a familiar one, which cannot be overemphasized: High order is not the same as high accuracy. High order translates to high accuracy only when the integrand is very smooth, in the sense of being “well-approximated by a polynomial.”

There is, however, one additional feature of Gaussian quadrature formulas that adds to their usefulness: We can arrange the choice of weights and abscissas to make the integral exact for a class of integrands “polynomials times some known function  $W(x)$ ” rather than for the usual class of integrands “polynomials.” The function  $W(x)$  can then be chosen to remove integrable singularities from the desired integral. Given  $W(x)$ , in other words, and given an integer  $N$ , we can find a set of weights  $w_j$  and abscissas  $x_j$  such that the approximation

$$\int_a^b W(x)f(x)dx \approx \sum_{j=1}^N w_j f(x_j) \quad (4.5.1)$$

is exact if  $f(x)$  is a polynomial. For example, to do the integral

$$\int_{-1}^1 \frac{\exp(-\cos^2 x)}{\sqrt{1-x^2}} dx \quad (4.5.2)$$

(not a very natural looking integral, it must be admitted), we might well be interested in a Gaussian quadrature formula based on the choice

$$W(x) = \frac{1}{\sqrt{1-x^2}} \quad (4.5.3)$$

in the interval  $(-1, 1)$ . (This particular choice is called *Gauss-Chebyshev integration*, for reasons that will become clear shortly.)

- Dahlquist, G., and Bjorck, A. 1974, *Numerical Methods* (Englewood Cliffs, NJ: Prentice-Hall), §7.4.3, p. 294.
- Stoer, J., and Bulirsch, R. 1980, *Introduction to Numerical Analysis* (New York: Springer-Verlag), §3.7, p. 152.

## 4.5 Gaussian Quadratures and Orthogonal Polynomials

In the formulas of §4.1, the integral of a function was approximated by the sum of its functional values at a set of equally spaced points, multiplied by certain aptly chosen weighting coefficients. We saw that as we allowed ourselves more freedom in choosing the coefficients, we could achieve integration formulas of higher and higher order. The idea of *Gaussian quadratures* is to give ourselves the freedom to choose not only the weighting coefficients, but also the location of the abscissas at which the function is to be evaluated: They will no longer be equally spaced. Thus, we will have *twice* the number of degrees of freedom at our disposal; it will turn out that we can achieve Gaussian quadrature formulas whose order is, essentially, twice that of the Newton-Cotes formula with the same number of function evaluations.

Does this sound too good to be true? Well, in a sense it is. The catch is a familiar one, which cannot be overemphasized: High order is not the same as high accuracy. High order translates to high accuracy only when the integrand is very smooth, in the sense of being “well-approximated by a polynomial.”

There is, however, one additional feature of Gaussian quadrature formulas that adds to their usefulness: We can arrange the choice of weights and abscissas to make the integral exact for a class of integrands “polynomials times some known function  $W(x)$ ” rather than for the usual class of integrands “polynomials.” The function  $W(x)$  can then be chosen to remove integrable singularities from the desired integral. Given  $W(x)$ , in other words, and given an integer  $N$ , we can find a set of weights  $w_j$  and abscissas  $x_j$  such that the approximation

$$\int_a^b W(x)f(x)dx \approx \sum_{j=1}^N w_j f(x_j) \quad (4.5.1)$$

is exact if  $f(x)$  is a polynomial. For example, to do the integral

$$\int_{-1}^1 \frac{\exp(-\cos^2 x)}{\sqrt{1-x^2}} dx \quad (4.5.2)$$

(not a very natural looking integral, it must be admitted), we might well be interested in a Gaussian quadrature formula based on the choice

$$W(x) = \frac{1}{\sqrt{1-x^2}} \quad (4.5.3)$$

in the interval  $(-1, 1)$ . (This particular choice is called *Gauss-Chebyshev integration*, for reasons that will become clear shortly.)

Notice that the integration formula (4.5.1) can also be written with the weight function  $W(x)$  not overtly visible: Define  $g(x) \equiv W(x)f(x)$  and  $v_j \equiv w_j/W(x_j)$ . Then (4.5.1) becomes

$$\int_a^b g(x)dx \approx \sum_{j=1}^N v_j g(x_j) \quad (4.5.4)$$

Where did the function  $W(x)$  go? It is lurking there, ready to give high-order accuracy to integrands of the form polynomials times  $W(x)$ , and ready to *deny* high-order accuracy to integrands that are otherwise perfectly smooth and well-behaved. When you find tabulations of the weights and abscissas for a given  $W(x)$ , you have to determine carefully whether they are to be used with a formula in the form of (4.5.1), or like (4.5.4).

Here is an example of a quadrature routine that contains the tabulated abscissas and weights for the case  $W(x) = 1$  and  $N = 10$ . Since the weights and abscissas are, in this case, symmetric around the midpoint of the range of integration, there are actually only five distinct values of each:

```
float qgaus(float (*func)(float), float a, float b)
Returns the integral of the function func between a and b, by ten-point Gauss-Legendre integration: the function is evaluated exactly ten times at interior points in the range of integration.
{
    int j;
    float xr, xm, dx, s;
    static float x[]={0.0,0.1488743389,0.4333953941,          The abscissas and weights.
        0.6794095682,0.8650633666,0.9739065285};          First value of each array
    static float w[]={0.0,0.2955242247,0.2692667193,          not used.
        0.2190863625,0.1494513491,0.0666713443};

    xm=0.5*(b+a);
    xr=0.5*(b-a);
    s=0;
    for (j=1;j<=5;j++) {          Will be twice the average value of the function, since the
        dx=xr*x[j];              ten weights (five numbers above each used twice)
        s += w[j]*((*func)(xm+dx)+(*func)(xm-dx));          sum to 2.
    }
    return s *= xr;              Scale the answer to the range of integration.
}
```

The above routine illustrates that one can use Gaussian quadratures without necessarily understanding the theory behind them: One just locates tabulated weights and abscissas in a book (e.g., [1] or [2]). However, the theory is very pretty, and it will come in handy if you ever need to construct your own tabulation of weights and abscissas for an unusual choice of  $W(x)$ . We will therefore give, without any proofs, some useful results that will enable you to do this. Several of the results assume that  $W(x)$  does not change sign inside  $(a, b)$ , which is usually the case in practice.

The theory behind Gaussian quadratures goes back to Gauss in 1814, who used continued fractions to develop the subject. In 1826 Jacobi rederived Gauss's results by means of orthogonal polynomials. The systematic treatment of arbitrary weight functions  $W(x)$  using orthogonal polynomials is largely due to Christoffel in 1877. To introduce these orthogonal polynomials, let us fix the interval of interest to be  $(a, b)$ . We can define the "scalar product of two functions  $f$  and  $g$  over a

weight function  $W$ ” as

$$\langle f|g \rangle \equiv \int_a^b W(x)f(x)g(x)dx \quad (4.5.5)$$

The scalar product is a number, not a function of  $x$ . Two functions are said to be *orthogonal* if their scalar product is zero. A function is said to be *normalized* if its scalar product with itself is unity. A set of functions that are all mutually orthogonal and also all individually normalized is called an *orthonormal set*.

We can find a set of polynomials (i) that includes exactly one polynomial of order  $j$ , called  $p_j(x)$ , for each  $j = 0, 1, 2, \dots$ , and (ii) all of which are mutually orthogonal over the specified weight function  $W(x)$ . A constructive procedure for finding such a set is the recurrence relation

$$\begin{aligned} p_{-1}(x) &\equiv 0 \\ p_0(x) &\equiv 1 \\ p_{j+1}(x) &= (x - a_j)p_j(x) - b_j p_{j-1}(x) \quad j = 0, 1, 2, \dots \end{aligned} \quad (4.5.6)$$

where

$$\begin{aligned} a_j &= \frac{\langle xp_j|p_j \rangle}{\langle p_j|p_j \rangle} \quad j = 0, 1, \dots \\ b_j &= \frac{\langle p_j|p_j \rangle}{\langle p_{j-1}|p_{j-1} \rangle} \quad j = 1, 2, \dots \end{aligned} \quad (4.5.7)$$

The coefficient  $b_0$  is arbitrary; we can take it to be zero.

The polynomials defined by (4.5.6) are *monic*, i.e., the coefficient of their leading term [ $x^j$  for  $p_j(x)$ ] is unity. If we divide each  $p_j(x)$  by the constant  $[\langle p_j|p_j \rangle]^{1/2}$  we can render the set of polynomials orthonormal. One also encounters orthogonal polynomials with various other normalizations. You can convert from a given normalization to monic polynomials if you know that the coefficient of  $x^j$  in  $p_j$  is  $\lambda_j$ , say; then the monic polynomials are obtained by dividing each  $p_j$  by  $\lambda_j$ . Note that the coefficients in the recurrence relation (4.5.6) depend on the adopted normalization.

The polynomial  $p_j(x)$  can be shown to have exactly  $j$  distinct roots in the interval  $(a, b)$ . Moreover, it can be shown that the roots of  $p_j(x)$  “interleave” the  $j - 1$  roots of  $p_{j-1}(x)$ , i.e., there is exactly one root of the former in between each two adjacent roots of the latter. This fact comes in handy if you need to find all the roots: You can start with the one root of  $p_1(x)$  and then, in turn, bracket the roots of each higher  $j$ , pinning them down at each stage more precisely by Newton’s rule or some other root-finding scheme (see Chapter 9).

Why would you ever want to find all the roots of an orthogonal polynomial  $p_j(x)$ ? Because the abscissas of the  $N$ -point Gaussian quadrature formulas (4.5.1) and (4.5.4) with weighting function  $W(x)$  in the interval  $(a, b)$  are precisely the roots of the orthogonal polynomial  $p_N(x)$  for the same interval and weighting function. This is the fundamental theorem of Gaussian quadratures, and lets you find the abscissas for any particular case.

Once you know the abscissas  $x_1, \dots, x_N$ , you need to find the weights  $w_j$ ,  $j = 1, \dots, N$ . One way to do this (not the most efficient) is to solve the set of linear equations

$$\begin{bmatrix} p_0(x_1) & \dots & p_0(x_N) \\ p_1(x_1) & \dots & p_1(x_N) \\ \vdots & & \vdots \\ p_{N-1}(x_1) & \dots & p_{N-1}(x_N) \end{bmatrix} \begin{bmatrix} w_1 \\ w_2 \\ \vdots \\ w_N \end{bmatrix} = \begin{bmatrix} \int_a^b W(x)p_0(x)dx \\ 0 \\ \vdots \\ 0 \end{bmatrix} \quad (4.5.8)$$

Equation (4.5.8) simply solves for those weights such that the quadrature (4.5.1) gives the correct answer for the integral of the first  $N$  orthogonal polynomials. Note that the zeros on the right-hand side of (4.5.8) appear because  $p_1(x), \dots, p_{N-1}(x)$  are all orthogonal to  $p_0(x)$ , which is a constant. It can be shown that, with those weights, the integral of the *next*  $N - 1$  polynomials is also exact, so that the quadrature is exact for all polynomials of degree  $2N - 1$  or less. Another way to evaluate the weights (though one whose proof is beyond our scope) is by the formula

$$w_j = \frac{\langle p_{N-1} | p_{N-1} \rangle}{p_{N-1}(x_j) p'_N(x_j)} \quad (4.5.9)$$

where  $p'_N(x_j)$  is the derivative of the orthogonal polynomial at its zero  $x_j$ .

The computation of Gaussian quadrature rules thus involves two distinct phases: (i) the generation of the orthogonal polynomials  $p_0, \dots, p_N$ , i.e., the computation of the coefficients  $a_j, b_j$  in (4.5.6); (ii) the determination of the zeros of  $p_N(x)$ , and the computation of the associated weights. For the case of the “classical” orthogonal polynomials, the coefficients  $a_j$  and  $b_j$  are explicitly known (equations 4.5.10 – 4.5.14 below) and phase (i) can be omitted. However, if you are confronted with a “nonclassical” weight function  $W(x)$ , and you don’t know the coefficients  $a_j$  and  $b_j$ , the construction of the associated set of orthogonal polynomials is not trivial. We discuss it at the end of this section.

### Computation of the Abscissas and Weights

This task can range from easy to difficult, depending on how much you already know about your weight function and its associated polynomials. In the case of classical, well-studied, orthogonal polynomials, practically everything is known, including good approximations for their zeros. These can be used as starting guesses, enabling Newton’s method (to be discussed in §9.4) to converge very rapidly. Newton’s method requires the derivative  $p'_N(x)$ , which is evaluated by standard relations in terms of  $p_N$  and  $p_{N-1}$ . The weights are then conveniently evaluated by equation (4.5.9). For the following named cases, this direct root-finding is faster, by a factor of 3 to 5, than any other method.

Here are the weight functions, intervals, and recurrence relations that generate the most commonly used orthogonal polynomials and their corresponding Gaussian quadrature formulas.

*Gauss-Legendre:*

$$W(x) = 1 \quad -1 < x < 1$$

$$(j+1)P_{j+1} = (2j+1)xP_j - jP_{j-1} \quad (4.5.10)$$

*Gauss-Chebyshev:*

$$W(x) = (1-x^2)^{-1/2} \quad -1 < x < 1$$

$$T_{j+1} = 2xT_j - T_{j-1} \quad (4.5.11)$$

*Gauss-Laguerre:*

$$W(x) = x^\alpha e^{-x} \quad 0 < x < \infty$$

$$(j+1)L_{j+1}^\alpha = (-x+2j+\alpha+1)L_j^\alpha - (j+\alpha)L_{j-1}^\alpha \quad (4.5.12)$$

*Gauss-Hermite:*

$$W(x) = e^{-x^2} \quad -\infty < x < \infty$$

$$H_{j+1} = 2xH_j - 2jH_{j-1} \quad (4.5.13)$$

*Gauss-Jacobi:*

$$W(x) = (1-x)^\alpha(1+x)^\beta \quad -1 < x < 1$$

$$c_j P_{j+1}^{(\alpha,\beta)} = (d_j + e_j x) P_j^{(\alpha,\beta)} - f_j P_{j-1}^{(\alpha,\beta)} \quad (4.5.14)$$

where the coefficients  $c_j$ ,  $d_j$ ,  $e_j$ , and  $f_j$  are given by

$$\begin{aligned} c_j &= 2(j+1)(j+\alpha+\beta+1)(2j+\alpha+\beta) \\ d_j &= (2j+\alpha+\beta+1)(\alpha^2-\beta^2) \\ e_j &= (2j+\alpha+\beta)(2j+\alpha+\beta+1)(2j+\alpha+\beta+2) \\ f_j &= 2(j+\alpha)(j+\beta)(2j+\alpha+\beta+2) \end{aligned} \quad (4.5.15)$$

We now give individual routines that calculate the abscissas and weights for these cases. First comes the most common set of abscissas and weights, those of Gauss-Legendre. The routine, due to G.B. Rybicki, uses equation (4.5.9) in the special form for the Gauss-Legendre case,

$$w_j = \frac{2}{(1-x_j^2)[P'_N(x_j)]^2} \quad (4.5.16)$$

The routine also scales the range of integration from  $(x_1, x_2)$  to  $(-1, 1)$ , and provides abscissas  $x_j$  and weights  $w_j$  for the Gaussian formula

$$\int_{x_1}^{x_2} f(x) dx = \sum_{j=1}^N w_j f(x_j) \quad (4.5.17)$$

```

#include <math.h>
#define EPS 3.0e-11                                EPS is the relative precision.

void gauleg(float x1, float x2, float x[], float w[], int n)
Given the lower and upper limits of integration x1 and x2, and given n, this routine returns
arrays x[1..n] and w[1..n] of length n, containing the abscissas and weights of the Gauss-
Legendre n-point quadrature formula.
{
    int m,j,i;
    double z1,z,xm,xl,pp,p3,p2,p1;                High precision is a good idea for this rou-
                                                    tine.

    m=(n+1)/2;                                    The roots are symmetric in the interval, so
    xm=0.5*(x2+x1);                               we only have to find half of them.
    xl=0.5*(x2-x1);
    for (i=1;i<=m;i++) {                          Loop over the desired roots.
        z=cos(3.141592654*(i-0.25)/(n+0.5));
        Starting with the above approximation to the ith root, we enter the main loop of
        refinement by Newton's method.
        do {
            p1=1.0;
            p2=0.0;
            for (j=1;j<=n;j++) {                  Loop up the recurrence relation to get the
                                                    Legendre polynomial evaluated at z.
                p3=p2;
                p2=p1;
                p1=((2.0*j-1.0)*z*p2-(j-1.0)*p3)/j;
            }
            p1 is now the desired Legendre polynomial. We next compute pp, its derivative,
            by a standard relation involving also p2, the polynomial of one lower order.
            pp=n*(z*p1-p2)/(z*z-1.0);
            z1=z;
            z=z1-p1/pp;                            Newton's method.
        } while (fabs(z-z1) > EPS);
        x[i]=xm-xl*z;                              Scale the root to the desired interval,
        x[n+1-i]=xm+xl*z;                          and put in its symmetric counterpart.
        w[i]=2.0*xl/((1.0-z*z)*pp*pp);             Compute the weight
        w[n+1-i]=w[i];                             and its symmetric counterpart.
    }
}

```

Next we give three routines that use initial approximations for the roots given by Stroud and Secrest [2]. The first is for Gauss-Laguerre abscissas and weights, to be used with the integration formula

$$\int_0^{\infty} x^{\alpha} e^{-x} f(x) dx = \sum_{j=1}^N w_j f(x_j) \quad (4.5.18)$$

```

#include <math.h>
#define EPS 3.0e-14                                Increase EPS if you don't have this preci-
#define MAXIT 10                                  sion.

void gaulag(float x[], float w[], int n, float alf)
Given alf, the parameter  $\alpha$  of the Laguerre polynomials, this routine returns arrays x[1..n]
and w[1..n] containing the abscissas and weights of the n-point Gauss-Laguerre quadrature
formula. The smallest abscissa is returned in x[1], the largest in x[n].
{
    float gammln(float xx);
    void nrerror(char error_text[]);
    int i,its,j;
    float ai;

```

Sample page from NUMERICAL RECIPES IN C: THE ART OF SCIENTIFIC COMPUTING (ISBN 0-521-43108-5)  
 Copyright (C) 1988-1992 by Cambridge University Press. Programs Copyright (C) 1988-1992 by Numerical Recipes Software.  
 Permission is granted for internet users to make one paper copy for their own personal use. Further reproduction, or any copying of machine-  
 readable files (including this one), to any server computer, is strictly prohibited. To order Numerical Recipes books or CDROMs, visit website  
<http://www.nr.com> or call 1-800-872-7423 (North America only), or send email to [directcustserv@cambridge.org](mailto:directcustserv@cambridge.org) (outside North America).



```

double p1,p2,p3,pp,z,z1;           High precision is a good idea for this rou-
                                   tine.
for (i=1;i<=n;i++) {             Loop over the desired roots.
  if (i == 1) {                  Initial guess for the smallest root.
    z=(1.0+alf)*(3.0+0.92*alf)/(1.0+2.4*n+1.8*alf);
  } else if (i == 2) {          Initial guess for the second root.
    z += (15.0+6.25*alf)/(1.0+0.9*alf+2.5*n);
  } else {                      Initial guess for the other roots.
    ai=i-2;
    z += ((1.0+2.55*ai)/(1.9*ai)+1.26*ai*alf/
          (1.0+3.5*ai))*(z-x[i-2])/(1.0+0.3*alf);
  }
  for (its=1;its<=MAXIT;its++) { Refinement by Newton's method.
    p1=1.0;
    p2=0.0;
    for (j=1;j<=n;j++) {        Loop up the recurrence relation to get the
      p3=p2;                    Laguerre polynomial evaluated at z.
      p2=p1;
      p1=((2*j-1+alf-z)*p2-(j-1+alf)*p3)/j;
    }
    p1 is now the desired Laguerre polynomial. We next compute pp, its derivative,
    by a standard relation involving also p2, the polynomial of one lower order.
    pp=(n*p1-(n+alf)*p2)/z;
    z1=z;
    z=z1-p1/pp;                Newton's formula.
    if (fabs(z-z1) <= EPS) break;
  }
  if (its > MAXIT) nrerror("too many iterations in gaulag");
  x[i]=z;                      Store the root and the weight.
  w[i] = -exp(gammln(alf+n)-gammln((float)n))/(pp*n*p2);
}
}

```

Next is a routine for Gauss-Hermite abscissas and weights. If we use the “standard” normalization of these functions, as given in equation (4.5.13), we find that the computations overflow for large  $N$  because of various factorials that occur. We can avoid this by using instead the orthonormal set of polynomials  $\tilde{H}_j$ . They are generated by the recurrence

$$\tilde{H}_{-1} = 0, \quad \tilde{H}_0 = \frac{1}{\pi^{1/4}}, \quad \tilde{H}_{j+1} = x\sqrt{\frac{2}{j+1}}\tilde{H}_j - \sqrt{\frac{j}{j+1}}\tilde{H}_{j-1} \quad (4.5.19)$$

The formula for the weights becomes

$$w_j = \frac{2}{[\tilde{H}'_N(x_j)]^2} \quad (4.5.20)$$

while the formula for the derivative with this normalization is

$$\tilde{H}'_j = \sqrt{2j}\tilde{H}_{j-1} \quad (4.5.21)$$

The abscissas and weights returned by `gauher` are used with the integration formula

$$\int_{-\infty}^{\infty} e^{-x^2} f(x) dx = \sum_{j=1}^N w_j f(x_j) \quad (4.5.22)$$

```

#include <math.h>
#define EPS 3.0e-14
#define PIM4 0.7511255444649425
#define MAXIT 10

void gauher(float x[], float w[], int n)
Given n, this routine returns arrays x[1..n] and w[1..n] containing the abscissas and weights
of the n-point Gauss-Hermite quadrature formula. The largest abscissa is returned in x[1], the
most negative in x[n].
{
    void nrerror(char error_text[]);
    int i, its, j, m;
    double p1, p2, p3, pp, z, z1;

    m=(n+1)/2;
    The roots are symmetric about the origin, so we have to find only half of them.
    for (i=1; i<=m; i++) {
        if (i == 1) {
            z=sqrt((double)(2*n+1))-1.85575*pow((double)(2*n+1), -0.16667);
        } else if (i == 2) {
            z -= 1.14*pow((double)n, 0.426)/z;
        } else if (i == 3) {
        } else if (i == 4) {
        } else {
        }
        for (its=1; its<=MAXIT; its++) {
            p1=PIM4;
            p2=0.0;
            for (j=1; j<=n; j++) {
            }
            p1 is now the desired Hermite polynomial. We next compute pp, its derivative, by
            the relation (4.5.21) using p2, the polynomial of one lower order.
            pp=sqrt((double)2*n)*p2;
            z1=z;
            z=z1-p1/pp;
            if (fabs(z-z1) <= EPS) break;
        }
        if (its > MAXIT) nrerror("too many iterations in gauher");
        x[i]=z;
        x[n+1-i] = -z;
        w[i]=2.0/(pp*pp);
        w[n+1-i]=w[i];
    }
}

```

Finally, here is a routine for Gauss-Jacobi abscissas and weights, which implement the integration formula

$$\int_{-1}^1 (1-x)^\alpha (1+x)^\beta f(x) dx = \sum_{j=1}^N w_j f(x_j) \quad (4.5.23)$$

Sample page from NUMERICAL RECIPES IN C: THE ART OF SCIENTIFIC COMPUTING (ISBN 0-521-43108-5)  
 Copyright (C) 1988-1992 by Cambridge University Press. Programs Copyright (C) 1988-1992 by Numerical Recipes Software.  
 Permission is granted for internet users to make one paper copy for their own personal use. Further reproduction, or any copying of machine-  
 readable files (including this one), to any server computer, is strictly prohibited. To order Numerical Recipes books or CDROMs, visit website  
<http://www.nr.com> or call 1-800-872-7423 (North America only), or send email to [directcustserv@cambridge.org](mailto:directcustserv@cambridge.org) (outside North America).

```

#include <math.h>
#define EPS 3.0e-14          Increase EPS if you don't have this precision.
#define MAXIT 10

void gaujac(float x[], float w[], int n, float alf, float bet)
Given alf and bet, the parameters  $\alpha$  and  $\beta$  of the Jacobi polynomials, this routine returns
arrays x[1..n] and w[1..n] containing the abscissas and weights of the n-point Gauss-Jacobi
quadrature formula. The largest abscissa is returned in x[1], the smallest in x[n].
{
    float gammln(float xx);
    void nrerror(char error_text[]);
    int i, its, j;
    float alfbet, an, bn, r1, r2, r3;
    double a, b, c, p1, p2, p3, pp, temp, z, z1;      High precision is a good idea for this routine.

    for (i=1; i<=n; i++) {                          Loop over the desired roots.
        if (i == 1) {                                Initial guess for the largest root.
            an=alf/n;
            bn=bet/n;
            r1=(1.0+alf)*(2.78/(4.0+n*n)+0.768*an/n);
            r2=1.0+1.48*an+0.96*bn+0.452*an*an+0.83*an*bn;
            z=1.0-r1/r2;
        } else if (i == 2) {                          Initial guess for the second largest root.
            r1=(4.1+alf)/((1.0+alf)*(1.0+0.156*alf));
            r2=1.0+0.06*(n-8.0)*(1.0+0.12*alf)/n;
            r3=1.0+0.012*bet*(1.0+0.25*fabs(alf))/n;
            z -= (1.0-z)*r1*r2*r3;
        } else if (i == 3) {                          Initial guess for the third largest root.
            r1=(1.67+0.28*alf)/(1.0+0.37*alf);
            r2=1.0+0.22*(n-8.0)/n;
            r3=1.0+8.0*bet/((6.28+bet)*n*n);
            z -= (x[1]-z)*r1*r2*r3;
        } else if (i == n-1) {                        Initial guess for the second smallest root.
            r1=(1.0+0.235*bet)/(0.766+0.119*bet);
            r2=1.0/(1.0+0.639*(n-4.0)/(1.0+0.71*(n-4.0)));
            r3=1.0/(1.0+20.0*alf/((7.5+alf)*n*n));
            z += (z-x[n-3])*r1*r2*r3;
        } else if (i == n) {                          Initial guess for the smallest root.
            r1=(1.0+0.37*bet)/(1.67+0.28*bet);
            r2=1.0/(1.0+0.22*(n-8.0)/n);
            r3=1.0/(1.0+8.0*alf/((6.28+alf)*n*n));
            z += (z-x[n-2])*r1*r2*r3;
        } else {                                      Initial guess for the other roots.
            z=3.0*x[i-1]-3.0*x[i-2]+x[i-3];
        }
        alfbet=alf+bet;
        for (its=1; its<=MAXIT; its++) {              Refinement by Newton's method.
            temp=2.0+alfbet;                          Start the recurrence with  $P_0$  and  $P_1$  to avoid
            p1=(alf-bet+temp*z)/2.0;                  a division by zero when  $\alpha + \beta = 0$  or
            p2=1.0;                                    -1.
            for (j=2; j<=n; j++) {                    Loop up the recurrence relation to get the
                p3=p2;                                Jacobi polynomial evaluated at z.
                p2=p1;
                temp=2*j+alfbet;
                a=2*j*(j+alfbet)*(temp-2.0);
                b=(temp-1.0)*(alf*alf-bet*bet+temp*(temp-2.0)*z);
                c=2.0*(j-1+alf)*(j-1+bet)*temp;
                p1=(b*p2-c*p3)/a;
            }
            pp=(n*(alf-bet-temp*z)*p1+2.0*(n+alf)*(n+bet)*p2)/(temp*(1.0-z*z));
            p1 is now the desired Jacobi polynomial. We next compute pp, its derivative, by
            a standard relation involving also p2, the polynomial of one lower order.
            z1=z;
            z=z1-p1/pp;                                Newton's formula.
        }
    }
}

```

Sample page from NUMERICAL RECIPES IN C: THE ART OF SCIENTIFIC COMPUTING (ISBN 0-521-43108-5)  
 Copyright (C) 1988-1992 by Cambridge University Press. Programs Copyright (C) 1988-1992 by Numerical Recipes Software.  
 Permission is granted for internet users to make one paper copy for their own personal use. Further reproduction, or any copying of machine-readable files (including this one), to any server computer, is strictly prohibited. To order Numerical Recipes books or CDROMs, visit website <http://www.nr.com> or call 1-800-872-7423 (North America only), or send email to [directcustserv@cambridge.org](mailto:directcustserv@cambridge.org) (outside North America).

```

        if (fabs(z-z1) <= EPS) break;
    }
    if (its > MAXIT) nrerror("too many iterations in gaujac");
    x[i]=z;                               Store the root and the weight.
    w[i]=exp(gammln(alf+n)+gammln(bet+n)-gammln(n+1.0)-
            gammln(n+alfbet+1.0))*temp*pow(2.0,alfbet)/(pp*p2);
}
}

```

Legendre polynomials are special cases of Jacobi polynomials with  $\alpha = \beta = 0$ , but it is worth having the separate routine for them, `gauleg`, given above. Chebyshev polynomials correspond to  $\alpha = \beta = -1/2$  (see §5.8). They have analytic abscissas and weights:

$$\begin{aligned}
 x_j &= \cos\left(\frac{\pi(j - \frac{1}{2})}{N}\right) \\
 w_j &= \frac{\pi}{N}
 \end{aligned}
 \tag{4.5.24}$$

### Case of Known Recurrences

Turn now to the case where you do not know good initial guesses for the zeros of your orthogonal polynomials, but you do have available the coefficients  $a_j$  and  $b_j$  that generate them. As we have seen, the zeros of  $p_N(x)$  are the abscissas for the  $N$ -point Gaussian quadrature formula. The most useful computational formula for the weights is equation (4.5.9) above, since the derivative  $p'_N$  can be efficiently computed by the derivative of (4.5.6) in the general case, or by special relations for the classical polynomials. Note that (4.5.9) is valid as written only for monic polynomials; for other normalizations, there is an extra factor of  $\lambda_N/\lambda_{N-1}$ , where  $\lambda_N$  is the coefficient of  $x^N$  in  $p_N$ .

Except in those special cases already discussed, the best way to find the abscissas is *not* to use a root-finding method like Newton's method on  $p_N(x)$ . Rather, it is generally faster to use the Golub-Welsch [3] algorithm, which is based on a result of Wilf [4]. This algorithm notes that if you bring the term  $x p_j$  to the left-hand side of (4.5.6) and the term  $p_{j+1}$  to the right-hand side, the recurrence relation can be written in matrix form as

$$x \begin{bmatrix} p_0 \\ p_1 \\ \vdots \\ p_{N-2} \\ p_{N-1} \end{bmatrix} = \begin{bmatrix} a_0 & 1 & & & \\ b_1 & a_1 & 1 & & \\ & \vdots & \vdots & & \\ & & & b_{N-2} & a_{N-2} & 1 \\ & & & & b_{N-1} & a_{N-1} \end{bmatrix} \cdot \begin{bmatrix} p_0 \\ p_1 \\ \vdots \\ p_{N-2} \\ p_{N-1} \end{bmatrix} + \begin{bmatrix} 0 \\ 0 \\ \vdots \\ 0 \\ p_N \end{bmatrix}$$

or

$$x\mathbf{p} = \mathbf{T} \cdot \mathbf{p} + p_N \mathbf{e}_{N-1}
 \tag{4.5.25}$$

Here  $\mathbf{T}$  is a tridiagonal matrix,  $\mathbf{p}$  is a column vector of  $p_0, p_1, \dots, p_{N-1}$ , and  $\mathbf{e}_{N-1}$  is a unit vector with a 1 in the  $(N-1)$ st (last) position and zeros elsewhere. The matrix  $\mathbf{T}$  can be symmetrized by a diagonal similarity transformation  $\mathbf{D}$  to give

$$\mathbf{J} = \mathbf{D}\mathbf{T}\mathbf{D}^{-1} = \begin{bmatrix} a_0 & \sqrt{b_1} & & & \\ \sqrt{b_1} & a_1 & \sqrt{b_2} & & \\ & \vdots & \vdots & & \\ & & \sqrt{b_{N-2}} & a_{N-2} & \sqrt{b_{N-1}} \\ & & & \sqrt{b_{N-1}} & a_{N-1} \end{bmatrix}
 \tag{4.5.26}$$

The matrix  $\mathbf{J}$  is called the *Jacobi matrix* (not to be confused with other matrices named after Jacobi that arise in completely different problems!). Now we see from (4.5.25) that

$p_N(x_j) = 0$  is equivalent to  $x_j$  being an eigenvalue of  $\mathbf{T}$ . Since eigenvalues are preserved by a similarity transformation,  $x_j$  is an eigenvalue of the symmetric tridiagonal matrix  $\mathbf{J}$ . Moreover, Wilf [4] shows that if  $\mathbf{v}_j$  is the eigenvector corresponding to the eigenvalue  $x_j$ , normalized so that  $\mathbf{v} \cdot \mathbf{v} = 1$ , then

$$w_j = \mu_0 v_{j,1}^2 \quad (4.5.27)$$

where

$$\mu_0 = \int_a^b W(x) dx \quad (4.5.28)$$

and where  $v_{j,1}$  is the first component of  $\mathbf{v}$ . As we shall see in Chapter 11, finding all eigenvalues and eigenvectors of a symmetric tridiagonal matrix is a relatively efficient and well-conditioned procedure. We accordingly give a routine, `gaucof`, for finding the abscissas and weights, given the coefficients  $a_j$  and  $b_j$ . Remember that if you know the recurrence relation for orthogonal polynomials that are not normalized to be monic, you can easily convert it to monic form by means of the quantities  $\lambda_j$ .

```
#include <math.h>
#include "nrutil.h"

void gaucof(int n, float a[], float b[], float amu0, float x[], float w[])
Computes the abscissas and weights for a Gaussian quadrature formula from the Jacobi matrix.
On input, a[1..n] and b[1..n] are the coefficients of the recurrence relation for the set of
monic orthogonal polynomials. The quantity  $\mu_0 \equiv \int_a^b W(x) dx$  is input as amu0. The abscissas
x[1..n] are returned in descending order, with the corresponding weights in w[1..n]. The
arrays a and b are modified. Execution can be speeded up by modifying tqli and eigsrt to
compute only the first component of each eigenvector.
{
    void eigsrt(float d[], float **v, int n);
    void tqli(float d[], float e[], int n, float **z);
    int i,j;
    float **z;

    z=matrix(1,n,1,n);
    for (i=1;i<=n;i++) {
        if (i != 1) b[i]=sqrt(b[i]);          Set up superdiagonal of Jacobi matrix.
        for (j=1;j<=n;j++) z[i][j]=(float)(i == j);
        Set up identity matrix for tqli to compute eigenvectors.
    }
    tqli(a,b,n,z);
    eigsrt(a,z,n);                            Sort eigenvalues into descending order.
    for (i=1;i<=n;i++) {
        x[i]=a[i];
        w[i]=amu0*z[1][i]*z[1][i];          Equation (4.5.27).
    }
    free_matrix(z,1,n,1,n);
}
```

## Orthogonal Polynomials with Nonclassical Weights

This somewhat specialized subsection will tell you what to do if your weight function is not one of the classical ones dealt with above and you do not know the  $a_j$ 's and  $b_j$ 's of the recurrence relation (4.5.6) to use in `gaucof`. Then, a method of finding the  $a_j$ 's and  $b_j$ 's is needed.

The *procedure of Stieltjes* is to compute  $a_0$  from (4.5.7), then  $p_1(x)$  from (4.5.6). Knowing  $p_0$  and  $p_1$ , we can compute  $a_1$  and  $b_1$  from (4.5.7), and so on. But how are we to compute the inner products in (4.5.7)?

The textbook approach is to represent each  $p_j(x)$  explicitly as a polynomial in  $x$  and to compute the inner products by multiplying out term by term. This will be feasible if we know the first  $2N$  moments of the weight function,

$$\mu_j = \int_a^b x^j W(x) dx \quad j = 0, 1, \dots, 2N - 1 \quad (4.5.29)$$

However, the solution of the resulting set of algebraic equations for the coefficients  $a_j$  and  $b_j$  in terms of the moments  $\mu_j$  is in general *extremely* ill-conditioned. Even in double precision, it is not unusual to lose all accuracy by the time  $N = 12$ . We thus reject any procedure based on the moments (4.5.29).

Sack and Donovan [5] discovered that the numerical stability is greatly improved if, instead of using powers of  $x$  as a set of basis functions to represent the  $p_j$ 's, one uses some other known set of orthogonal polynomials  $\pi_j(x)$ , say. Roughly speaking, the improved stability occurs because the polynomial basis "samples" the interval  $(a, b)$  better than the power basis when the inner product integrals are evaluated, especially if its weight function resembles  $W(x)$ .

So assume that we know the *modified moments*

$$\nu_j = \int_a^b \pi_j(x) W(x) dx \quad j = 0, 1, \dots, 2N - 1 \quad (4.5.30)$$

where the  $\pi_j$ 's satisfy a recurrence relation analogous to (4.5.6),

$$\begin{aligned} \pi_{-1}(x) &\equiv 0 \\ \pi_0(x) &\equiv 1 \\ \pi_{j+1}(x) &= (x - \alpha_j)\pi_j(x) - \beta_j\pi_{j-1}(x) \quad j = 0, 1, 2, \dots \end{aligned} \quad (4.5.31)$$

and the coefficients  $\alpha_j, \beta_j$  are known explicitly. Then Wheeler [6] has given an efficient  $O(N^2)$  algorithm equivalent to that of Sack and Donovan for finding  $a_j$  and  $b_j$  via a set of intermediate quantities

$$\sigma_{k,l} = \langle p_k | \pi_l \rangle \quad k, l \geq -1 \quad (4.5.32)$$

Initialize

$$\begin{aligned} \sigma_{-1,l} &= 0 & l &= 1, 2, \dots, 2N - 2 \\ \sigma_{0,l} &= \nu_l & l &= 0, 1, \dots, 2N - 1 \\ a_0 &= \alpha_0 + \frac{\nu_1}{\nu_0} \\ b_0 &= 0 \end{aligned} \quad (4.5.33)$$

Then, for  $k = 1, 2, \dots, N - 1$ , compute

$$\begin{aligned} \sigma_{k,l} &= \sigma_{k-1,l+1} - (a_{k-1} - \alpha_l)\sigma_{k-1,l} - b_{k-1}\sigma_{k-2,l} + \beta_l\sigma_{k-1,l-1} \\ & \quad l = k, k + 1, \dots, 2N - k - 1 \\ a_k &= \alpha_k - \frac{\sigma_{k-1,k}}{\sigma_{k-1,k-1}} + \frac{\sigma_{k,k+1}}{\sigma_{k,k}} \\ b_k &= \frac{\sigma_{k,k}}{\sigma_{k-1,k-1}} \end{aligned} \quad (4.5.34)$$

Note that the normalization factors can also easily be computed if needed:

$$\begin{aligned} \langle p_0 | p_0 \rangle &= \nu_0 \\ \langle p_j | p_j \rangle &= b_j \langle p_{j-1} | p_{j-1} \rangle \quad j = 1, 2, \dots \end{aligned} \quad (4.5.35)$$

You can find a derivation of the above algorithm in Ref. [7].

Wheeler's algorithm requires that the modified moments (4.5.30) be accurately computed. In practical cases there is often a closed form, or else recurrence relations can be used. The

algorithm is extremely successful for *finite* intervals  $(a, b)$ . For infinite intervals, the algorithm does not completely remove the ill-conditioning. In this case, Gautschi [8,9] recommends reducing the interval to a finite interval by a change of variable, and then using a suitable discretization procedure to compute the inner products. You will have to consult the references for details.

We give the routine `orthog` for generating the coefficients  $a_j$  and  $b_j$  by Wheeler's algorithm, given the coefficients  $\alpha_j$  and  $\beta_j$ , and the modified moments  $\nu_j$ . For consistency with `gaucof`, the vectors  $\alpha$ ,  $\beta$ ,  $a$  and  $b$  are 1-based. Correspondingly, we increase the indices of the  $\sigma$  matrix by 2, i.e.,  $\text{sig}[k, l] = \sigma_{k-2, l-2}$ .

```
#include "nrutil.h"

void orthog(int n, float anu[], float alpha[], float beta[], float a[],
            float b[])
    Computes the coefficients  $a_j$  and  $b_j$ ,  $j = 0, \dots, N-1$ , of the recurrence relation for monic
    orthogonal polynomials with weight function  $W(x)$  by Wheeler's algorithm. On input, the arrays
    alpha[1..2*n-1] and beta[1..2*n-1] are the coefficients  $\alpha_j$  and  $\beta_j$ ,  $j = 0, \dots, 2N-2$ , of
    the recurrence relation for the chosen basis of orthogonal polynomials. The modified moments
     $\nu_j$  are input in anu[1..2*n]. The first  $n$  coefficients are returned in a[1..n] and b[1..n].
    {
        int k, l;
        float **sig;
        int looptmp;

        sig=matrix(1, 2*n+1, 1, 2*n+1);
        looptmp=2*n;
        for (l=3; l<=looptmp; l++) sig[l][l]=0.0;           Initialization, Equation (4.5.33).
        looptmp++;
        for (l=2; l<=looptmp; l++) sig[l][l]=anu[l-1];
        a[1]=alpha[1]+anu[2]/anu[1];
        b[1]=0.0;
        for (k=3; k<=n+1; k++) {                           Equation (4.5.34).
            looptmp=2*n-k+3;
            for (l=k; l<=looptmp; l++) {
                sig[k][l]=sig[k-1][l+1]+(alpha[l-1]-a[k-2])*sig[k-1][l]-
                    b[k-2]*sig[k-2][l]+beta[l-1]*sig[k-1][l-1];
            }
            a[k-1]=alpha[k-1]+sig[k][k+1]/sig[k][k]-sig[k-1][k]/sig[k-1][k-1];
            b[k-1]=sig[k][k]/sig[k-1][k-1];
        }
        free_matrix(sig, 1, 2*n+1, 1, 2*n+1);
    }
}
```

As an example of the use of `orthog`, consider the problem [7] of generating orthogonal polynomials with the weight function  $W(x) = -\log x$  on the interval  $(0, 1)$ . A suitable set of  $\pi_j$ 's is the shifted Legendre polynomials

$$\pi_j = \frac{(j!)^2}{(2j)!} P_j(2x-1) \quad (4.5.36)$$

The factor in front of  $P_j$  makes the polynomials monic. The coefficients in the recurrence relation (4.5.31) are

$$\begin{aligned} \alpha_j &= \frac{1}{2} & j &= 0, 1, \dots \\ \beta_j &= \frac{1}{4(4-j^2)} & j &= 1, 2, \dots \end{aligned} \quad (4.5.37)$$

while the modified moments are

$$\nu_j = \begin{cases} 1 & j = 0 \\ \frac{(-1)^j (j!)^2}{j(j+1)(2j)!} & j \geq 1 \end{cases} \quad (4.5.38)$$

A call to `orthog` with this input allows one to generate the required polynomials to machine accuracy for very large  $N$ , and hence do Gaussian quadrature with this weight function. Before Sack and Donovan's observation, this seemingly simple problem was essentially intractable.

## Extensions of Gaussian Quadrature

There are many different ways in which the ideas of Gaussian quadrature have been extended. One important extension is the case of *preassigned nodes*: Some points are required to be included in the set of abscissas, and the problem is to choose the weights and the remaining abscissas to maximize the degree of exactness of the quadrature rule. The most common cases are *Gauss-Radau* quadrature, where one of the nodes is an endpoint of the interval, either  $a$  or  $b$ , and *Gauss-Lobatto* quadrature, where both  $a$  and  $b$  are nodes. Golub [10] has given an algorithm similar to `gaucof` for these cases.

The second important extension is the *Gauss-Kronrod* formulas. For ordinary Gaussian quadrature formulas, as  $N$  increases the sets of abscissas have no points in common. This means that if you compare results with increasing  $N$  as a way of estimating the quadrature error, you cannot reuse the previous function evaluations. Kronrod [11] posed the problem of searching for optimal sequences of rules, each of which reuses all abscissas of its predecessor. If one starts with  $N = m$ , say, and then adds  $n$  new points, one has  $2n + m$  free parameters: the  $n$  new abscissas and weights, and  $m$  new weights for the fixed previous abscissas. The maximum degree of exactness one would expect to achieve would therefore be  $2n + m - 1$ . The question is whether this maximum degree of exactness can actually be achieved in practice, when the abscissas are required to all lie inside  $(a, b)$ . The answer to this question is not known in general.

Kronrod showed that if you choose  $n = m + 1$ , an optimal extension can be found for Gauss-Legendre quadrature. Patterson [12] showed how to compute continued extensions of this kind. Sequences such as  $N = 10, 21, 43, 87, \dots$  are popular in automatic quadrature routines [13] that attempt to integrate a function until some specified accuracy has been achieved.

### CITED REFERENCES AND FURTHER READING:

- Abramowitz, M., and Stegun, I.A. 1964, *Handbook of Mathematical Functions*, Applied Mathematics Series, Volume 55 (Washington: National Bureau of Standards; reprinted 1968 by Dover Publications, New York), §25.4. [1]
- Stroud, A.H., and Secrest, D. 1966, *Gaussian Quadrature Formulas* (Englewood Cliffs, NJ: Prentice-Hall). [2]
- Golub, G.H., and Welsch, J.H. 1969, *Mathematics of Computation*, vol. 23, pp. 221–230 and A1–A10. [3]
- Wilf, H.S. 1962, *Mathematics for the Physical Sciences* (New York: Wiley), Problem 9, p. 80. [4]
- Sack, R.A., and Donovan, A.F. 1971/72, *Numerische Mathematik*, vol. 18, pp. 465–478. [5]
- Wheeler, J.C. 1974, *Rocky Mountain Journal of Mathematics*, vol. 4, pp. 287–296. [6]
- Gautschi, W. 1978, in *Recent Advances in Numerical Analysis*, C. de Boor and G.H. Golub, eds. (New York: Academic Press), pp. 45–72. [7]
- Gautschi, W. 1981, in *E.B. Christoffel*, P.L. Butzer and F. Fehér, eds. (Basel: Birkhauser Verlag), pp. 72–147. [8]
- Gautschi, W. 1990, in *Orthogonal Polynomials*, P. Nevai, ed. (Dordrecht: Kluwer Academic Publishers), pp. 181–216. [9]



- Golub, G.H. 1973, *SIAM Review*, vol. 15, pp. 318–334. [10]
- Kronrod, A.S. 1964, *Doklady Akademii Nauk SSSR*, vol. 154, pp. 283–286 (in Russian). [11]
- Patterson, T.N.L. 1968, *Mathematics of Computation*, vol. 22, pp. 847–856 and C1–C11; 1969, *op. cit.*, vol. 23, p. 892. [12]
- Piessens, R., de Doncker, E., Uberhuber, C.W., and Kahaner, D.K. 1983, *QUADPACK: A Subroutine Package for Automatic Integration* (New York: Springer-Verlag). [13]
- Stoer, J., and Bulirsch, R. 1980, *Introduction to Numerical Analysis* (New York: Springer-Verlag), §3.6.
- Johnson, L.W., and Riess, R.D. 1982, *Numerical Analysis*, 2nd ed. (Reading, MA: Addison-Wesley), §6.5.
- Carnahan, B., Luther, H.A., and Wilkes, J.O. 1969, *Applied Numerical Methods* (New York: Wiley), §§2.9–2.10.
- Ralston, A., and Rabinowitz, P. 1978, *A First Course in Numerical Analysis*, 2nd ed. (New York: McGraw-Hill), §§4.4–4.8.

## 4.6 Multidimensional Integrals

Integrals of functions of several variables, over regions with dimension greater than one, are *not easy*. There are two reasons for this. First, the number of function evaluations needed to sample an  $N$ -dimensional space increases as the  $N$ th power of the number needed to do a one-dimensional integral. If you need 30 function evaluations to do a one-dimensional integral crudely, then you will likely need on the order of 30000 evaluations to reach the same crude level for a three-dimensional integral. Second, the region of integration in  $N$ -dimensional space is defined by an  $N - 1$  dimensional boundary which can itself be terribly complicated: It need not be convex or simply connected, for example. By contrast, the boundary of a one-dimensional integral consists of two numbers, its upper and lower limits.

The first question to be asked, when faced with a multidimensional integral, is, “can it be reduced analytically to a lower dimensionality?” For example, so-called *iterated integrals* of a function of one variable  $f(t)$  can be reduced to one-dimensional integrals by the formula

$$\begin{aligned} \int_0^x dt_n \int_0^{t_n} dt_{n-1} \cdots \int_0^{t_3} dt_2 \int_0^{t_2} f(t_1) dt_1 \\ = \frac{1}{(n-1)!} \int_0^x (x-t)^{n-1} f(t) dt \end{aligned} \quad (4.6.1)$$

Alternatively, the function may have some special symmetry in the way it depends on its independent variables. If the boundary also has this symmetry, then the dimension can be reduced. In three dimensions, for example, the integration of a spherically symmetric function over a spherical region reduces, in polar coordinates, to a one-dimensional integral.

The next questions to be asked will guide your choice between two entirely different approaches to doing the problem. The questions are: Is the shape of the boundary of the region of integration simple or complicated? Inside the region, is the integrand smooth and simple, or complicated, or locally strongly peaked? Does

- Golub, G.H. 1973, *SIAM Review*, vol. 15, pp. 318–334. [10]
- Kronrod, A.S. 1964, *Doklady Akademii Nauk SSSR*, vol. 154, pp. 283–286 (in Russian). [11]
- Patterson, T.N.L. 1968, *Mathematics of Computation*, vol. 22, pp. 847–856 and C1–C11; 1969, *op. cit.*, vol. 23, p. 892. [12]
- Piessens, R., de Doncker, E., Uberhuber, C.W., and Kahaner, D.K. 1983, *QUADPACK: A Subroutine Package for Automatic Integration* (New York: Springer-Verlag). [13]
- Stoer, J., and Bulirsch, R. 1980, *Introduction to Numerical Analysis* (New York: Springer-Verlag), §3.6.
- Johnson, L.W., and Riess, R.D. 1982, *Numerical Analysis*, 2nd ed. (Reading, MA: Addison-Wesley), §6.5.
- Carnahan, B., Luther, H.A., and Wilkes, J.O. 1969, *Applied Numerical Methods* (New York: Wiley), §§2.9–2.10.
- Ralston, A., and Rabinowitz, P. 1978, *A First Course in Numerical Analysis*, 2nd ed. (New York: McGraw-Hill), §§4.4–4.8.

## 4.6 Multidimensional Integrals

Integrals of functions of several variables, over regions with dimension greater than one, are *not easy*. There are two reasons for this. First, the number of function evaluations needed to sample an  $N$ -dimensional space increases as the  $N$ th power of the number needed to do a one-dimensional integral. If you need 30 function evaluations to do a one-dimensional integral crudely, then you will likely need on the order of 30000 evaluations to reach the same crude level for a three-dimensional integral. Second, the region of integration in  $N$ -dimensional space is defined by an  $N - 1$  dimensional boundary which can itself be terribly complicated: It need not be convex or simply connected, for example. By contrast, the boundary of a one-dimensional integral consists of two numbers, its upper and lower limits.

The first question to be asked, when faced with a multidimensional integral, is, “can it be reduced analytically to a lower dimensionality?” For example, so-called *iterated integrals* of a function of one variable  $f(t)$  can be reduced to one-dimensional integrals by the formula

$$\begin{aligned} \int_0^x dt_n \int_0^{t_n} dt_{n-1} \cdots \int_0^{t_3} dt_2 \int_0^{t_2} f(t_1) dt_1 \\ = \frac{1}{(n-1)!} \int_0^x (x-t)^{n-1} f(t) dt \end{aligned} \quad (4.6.1)$$

Alternatively, the function may have some special symmetry in the way it depends on its independent variables. If the boundary also has this symmetry, then the dimension can be reduced. In three dimensions, for example, the integration of a spherically symmetric function over a spherical region reduces, in polar coordinates, to a one-dimensional integral.

The next questions to be asked will guide your choice between two entirely different approaches to doing the problem. The questions are: Is the shape of the boundary of the region of integration simple or complicated? Inside the region, is the integrand smooth and simple, or complicated, or locally strongly peaked? Does

the problem require high accuracy, or does it require an answer accurate only to a percent, or a few percent?

If your answers are that the boundary is complicated, the integrand is *not* strongly peaked in very small regions, and relatively low accuracy is tolerable, then your problem is a good candidate for *Monte Carlo integration*. This method is very straightforward to program, in its cruder forms. One needs only to know a region with simple boundaries that *includes* the complicated region of integration, plus a method of determining whether a random point is inside or outside the region of integration. Monte Carlo integration evaluates the function at a random sample of points, and estimates its integral based on that random sample. We will discuss it in more detail, and with more sophistication, in Chapter 7.

If the boundary is simple, and the function is very smooth, then the remaining approaches, breaking up the problem into repeated one-dimensional integrals, or multidimensional Gaussian quadratures, will be effective and relatively fast [1]. If you require high accuracy, these approaches are in any case the *only* ones available to you, since Monte Carlo methods are by nature asymptotically slow to converge.

For low accuracy, use repeated one-dimensional integration or multidimensional Gaussian quadratures when the integrand is slowly varying and smooth in the region of integration, Monte Carlo when the integrand is oscillatory or discontinuous, but not strongly peaked in small regions.

If the integrand *is* strongly peaked in small regions, and you know where those regions are, break the integral up into several regions so that the integrand is smooth in each, and do each separately. If you don't know where the strongly peaked regions are, you might as well (at the level of sophistication of this book) quit: It is hopeless to expect an integration routine to search out unknown pockets of large contribution in a huge  $N$ -dimensional space. (But see §7.8.)

If, on the basis of the above guidelines, you decide to pursue the repeated one-dimensional integration approach, here is how it works. For definiteness, we will consider the case of a three-dimensional integral in  $x, y, z$ -space. Two dimensions, or more than three dimensions, are entirely analogous.

The first step is to specify the region of integration by (i) its lower and upper limits in  $x$ , which we will denote  $x_1$  and  $x_2$ ; (ii) its lower and upper limits in  $y$  at a specified value of  $x$ , denoted  $y_1(x)$  and  $y_2(x)$ ; and (iii) its lower and upper limits in  $z$  at specified  $x$  and  $y$ , denoted  $z_1(x, y)$  and  $z_2(x, y)$ . In other words, find the numbers  $x_1$  and  $x_2$ , and the functions  $y_1(x), y_2(x), z_1(x, y)$ , and  $z_2(x, y)$  such that

$$\begin{aligned} I &\equiv \int \int \int dx dy dz f(x, y, z) \\ &= \int_{x_1}^{x_2} dx \int_{y_1(x)}^{y_2(x)} dy \int_{z_1(x, y)}^{z_2(x, y)} dz f(x, y, z) \end{aligned} \quad (4.6.2)$$

For example, a two-dimensional integral over a circle of radius one centered on the origin becomes

$$\int_{-1}^1 dx \int_{-\sqrt{1-x^2}}^{\sqrt{1-x^2}} dy f(x, y) \quad (4.6.3)$$

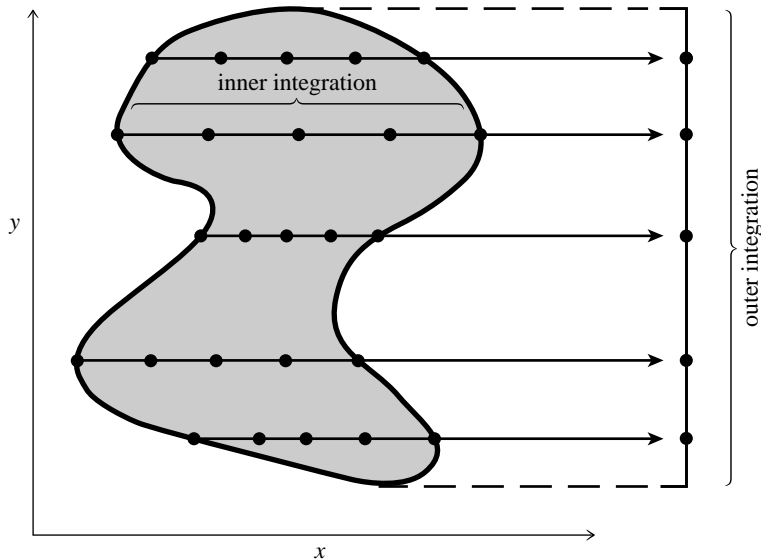


Figure 4.6.1. Function evaluations for a two-dimensional integral over an irregular region, shown schematically. The outer integration routine, in  $y$ , requests values of the inner,  $x$ , integral at locations along the  $y$  axis of its own choosing. The inner integration routine then evaluates the function at  $x$  locations suitable to it. This is more accurate in general than, e.g., evaluating the function on a Cartesian mesh of points.

Now we can define a function  $G(x, y)$  that does the innermost integral,

$$G(x, y) \equiv \int_{z_1(x, y)}^{z_2(x, y)} f(x, y, z) dz \quad (4.6.4)$$

and a function  $H(x)$  that does the integral of  $G(x, y)$ ,

$$H(x) \equiv \int_{y_1(x)}^{y_2(x)} G(x, y) dy \quad (4.6.5)$$

and finally our answer as an integral over  $H(x)$

$$I = \int_{x_1}^{x_2} H(x) dx \quad (4.6.6)$$

In an implementation of equations (4.6.4)–(4.6.6), some basic one-dimensional integration routine (e.g., `qgaus` in the program following) gets called recursively: once to evaluate the outer integral  $I$ , then many times to evaluate the middle integral  $H$ , then even more times to evaluate the inner integral  $G$  (see Figure 4.6.1). Current values of  $x$  and  $y$ , and the pointer to your function `func`, are passed “over the head” of the intermediate calls through static top-level variables.

```

static float xsav,ysav;
static float (*nrfunc)(float,float,float);

float quad3d(float (*func)(float, float, float), float x1, float x2)
Returns the integral of a user-supplied function func over a three-dimensional region specified
by the limits x1, x2, and by the user-supplied functions yy1, yy2, z1, and z2, as defined in
(4.6.2). (The functions  $y_1$  and  $y_2$  are here called yy1 and yy2 to avoid conflict with the names
of Bessel functions in some C libraries). Integration is performed by calling qgaus recursively.
{
    float qgaus(float (*func)(float), float a, float b);
    float f1(float x);

    nrfunc=func;
    return qgaus(f1,x1,x2);
}

float f1(float x)          This is  $H$  of eq. (4.6.5).
{
    float qgaus(float (*func)(float), float a, float b);
    float f2(float y);
    float yy1(float),yy2(float);

    xsav=x;
    return qgaus(f2,yy1(x),yy2(x));
}

float f2(float y)          This is  $G$  of eq. (4.6.4).
{
    float qgaus(float (*func)(float), float a, float b);
    float f3(float z);
    float z1(float,float),z2(float,float);

    ysav=y;
    return qgaus(f3,z1(xsav,y),z2(xsav,y));
}

float f3(float z)          The integrand  $f(x,y,z)$  evaluated at fixed  $x$  and  $y$ .
{
    return (*nrfunc)(xsav,ysav,z);
}

```

The necessary user-supplied functions have the following prototypes:

```

float func(float x,float y,float z);    The 3-dimensional function to be inte-
float yy1(float x);                    grated.
float yy2(float x);
float z1(float x,float y);
float z2(float x,float y);

```

#### CITED REFERENCES AND FURTHER READING:

- Stroud, A.H. 1971, *Approximate Calculation of Multiple Integrals* (Englewood Cliffs, NJ: Prentice-Hall). [1]
- Dahlquist, G., and Bjorck, A. 1974, *Numerical Methods* (Englewood Cliffs, NJ: Prentice-Hall), §7.7, p. 318.
- Johnson, L.W., and Riess, R.D. 1982, *Numerical Analysis*, 2nd ed. (Reading, MA: Addison-Wesley), §6.2.5, p. 307.
- Abramowitz, M., and Stegun, I.A. 1964, *Handbook of Mathematical Functions*, Applied Mathematics Series, Volume 55 (Washington: National Bureau of Standards; reprinted 1968 by Dover Publications, New York), equations 25.4.58ff.

# Chapter 5. Evaluation of Functions

## 5.0 Introduction

The purpose of this chapter is to acquaint you with a selection of the techniques that are frequently used in evaluating functions. In Chapter 6, we will apply and illustrate these techniques by giving routines for a variety of specific functions. The purposes of this chapter and the next are thus mostly in harmony, but there is nevertheless some tension between them: Routines that are clearest and most illustrative of the general techniques of this chapter are not always the methods of choice for a particular special function. By comparing this chapter to the next one, you should get some idea of the balance between “general” and “special” methods that occurs in practice.

Insofar as that balance favors general methods, this chapter should give you ideas about how to write your own routine for the evaluation of a function which, while “special” to you, is not so special as to be included in Chapter 6 or the standard program libraries.

### CITED REFERENCES AND FURTHER READING:

- Fike, C.T. 1968, *Computer Evaluation of Mathematical Functions* (Englewood Cliffs, NJ: Prentice-Hall).  
Lanczos, C. 1956, *Applied Analysis*; reprinted 1988 (New York: Dover), Chapter 7.

## 5.1 Series and Their Convergence

Everybody knows that an analytic function can be expanded in the neighborhood of a point  $x_0$  in a power series,

$$f(x) = \sum_{k=0}^{\infty} a_k (x - x_0)^k \quad (5.1.1)$$

Such series are straightforward to evaluate. You don’t, of course, evaluate the  $k$ th power of  $x - x_0$  *ab initio* for each term; rather you keep the  $k - 1$ st power and update it with a multiply. Similarly, the form of the coefficients  $a$  is often such as to make use of previous work: Terms like  $k!$  or  $(2k)!$  can be updated in a multiply or two.

# Chapter 5. Evaluation of Functions

## 5.0 Introduction

The purpose of this chapter is to acquaint you with a selection of the techniques that are frequently used in evaluating functions. In Chapter 6, we will apply and illustrate these techniques by giving routines for a variety of specific functions. The purposes of this chapter and the next are thus mostly in harmony, but there is nevertheless some tension between them: Routines that are clearest and most illustrative of the general techniques of this chapter are not always the methods of choice for a particular special function. By comparing this chapter to the next one, you should get some idea of the balance between “general” and “special” methods that occurs in practice.

Insofar as that balance favors general methods, this chapter should give you ideas about how to write your own routine for the evaluation of a function which, while “special” to you, is not so special as to be included in Chapter 6 or the standard program libraries.

### CITED REFERENCES AND FURTHER READING:

- Fike, C.T. 1968, *Computer Evaluation of Mathematical Functions* (Englewood Cliffs, NJ: Prentice-Hall).  
Lanczos, C. 1956, *Applied Analysis*; reprinted 1988 (New York: Dover), Chapter 7.

## 5.1 Series and Their Convergence

Everybody knows that an analytic function can be expanded in the neighborhood of a point  $x_0$  in a power series,

$$f(x) = \sum_{k=0}^{\infty} a_k (x - x_0)^k \quad (5.1.1)$$

Such series are straightforward to evaluate. You don’t, of course, evaluate the  $k$ th power of  $x - x_0$  *ab initio* for each term; rather you keep the  $k - 1$ st power and update it with a multiply. Similarly, the form of the coefficients  $a$  is often such as to make use of previous work: Terms like  $k!$  or  $(2k)!$  can be updated in a multiply or two.

How do you know when you have summed enough terms? In practice, the terms had better be getting small fast, otherwise the series is not a good technique to use in the first place. While not mathematically rigorous in all cases, standard practice is to quit when the term you have just added is smaller in magnitude than some small  $\epsilon$  times the magnitude of the sum thus far accumulated. (But watch out if isolated instances of  $a_k = 0$  are possible!).

A weakness of a power series representation is that it is guaranteed *not* to converge farther than that distance from  $x_0$  at which a singularity is encountered *in the complex plane*. This catastrophe is not usually unexpected: When you find a power series in a book (or when you work one out yourself), you will generally also know the radius of convergence. An insidious problem occurs with series that converge everywhere (in the mathematical sense), but almost nowhere fast enough to be useful in a numerical method. Two familiar examples are the sine function and the Bessel function of the first kind,

$$\sin x = \sum_{k=0}^{\infty} \frac{(-1)^k}{(2k+1)!} x^{2k+1} \quad (5.1.2)$$

$$J_n(x) = \left(\frac{x}{2}\right)^n \sum_{k=0}^{\infty} \frac{(-\frac{1}{4}x^2)^k}{k!(k+n)!} \quad (5.1.3)$$

Both of these series converge for all  $x$ . But both don't even start to converge until  $k \gg |x|$ ; before this, their terms are increasing. This makes these series useless for large  $x$ .

### Accelerating the Convergence of Series

There are several tricks for accelerating the rate of convergence of a series (or, equivalently, of a sequence of partial sums). These tricks will *not* generally help in cases like (5.1.2) or (5.1.3) while the size of the terms is still increasing. For series with terms of decreasing magnitude, however, some accelerating methods can be startlingly good. *Aitken's  $\delta^2$ -process* is simply a formula for extrapolating the partial sums of a series whose convergence is approximately geometric. If  $S_{n-1}, S_n, S_{n+1}$  are three successive partial sums, then an improved estimate is

$$S'_n \equiv S_{n+1} - \frac{(S_{n+1} - S_n)^2}{S_{n+1} - 2S_n + S_{n-1}} \quad (5.1.4)$$

You can also use (5.1.4) with  $n+1$  and  $n-1$  replaced by  $n+p$  and  $n-p$  respectively, for any integer  $p$ . If you form the sequence of  $S'_i$ 's, you can apply (5.1.4) a second time to *that* sequence, and so on. (In practice, this iteration will only rarely do much for you after the first stage.) Note that equation (5.1.4) should be computed as written; there exist algebraically equivalent forms that are much more susceptible to roundoff error.

For *alternating series* (where the terms in the sum alternate in sign), *Euler's transformation* can be a powerful tool. Generally it is advisable to do a small



number of terms directly, through term  $n - 1$  say, then apply the transformation to the rest of the series beginning with term  $n$ . The formula (for  $n$  even) is

$$\sum_{s=0}^{\infty} (-1)^s u_s = u_0 - u_1 + u_2 \dots - u_{n-1} + \sum_{s=0}^{\infty} \frac{(-1)^s}{2^{s+1}} [\Delta^s u_n] \quad (5.1.5)$$

Here  $\Delta$  is the *forward difference operator*, i.e.,

$$\begin{aligned} \Delta u_n &\equiv u_{n+1} - u_n \\ \Delta^2 u_n &\equiv u_{n+2} - 2u_{n+1} + u_n \\ \Delta^3 u_n &\equiv u_{n+3} - 3u_{n+2} + 3u_{n+1} - u_n \quad \text{etc.} \end{aligned} \quad (5.1.6)$$

Of course you don't actually do the infinite sum on the right-hand side of (5.1.5), but only the first, say,  $p$  terms, thus requiring the first  $p$  differences (5.1.6) obtained from the terms starting at  $u_n$ .

Euler's transformation can be applied not only to convergent series. In some cases it will produce accurate answers from the first terms of a series that is formally divergent. It is widely used in the summation of asymptotic series. In this case it is generally wise not to sum farther than where the terms start increasing in magnitude; and you should devise some independent numerical check that the results are meaningful.

There is an elegant and subtle implementation of Euler's transformation due to van Wijngaarden [1]: It incorporates the terms of the original alternating series one at a time, in order. For each incorporation it *either* increases  $p$  by 1, equivalent to computing one further difference (5.1.6), or else *retroactively* increases  $n$  by 1, without having to redo all the difference calculations based on the old  $n$  value! The decision as to which to increase,  $n$  or  $p$ , is taken in such a way as to make the convergence most rapid. Van Wijngaarden's technique requires only one vector of saved partial differences. Here is the algorithm:

```
#include <math.h>
```

```
void eulsum(float *sum, float term, int jterm, float wksp[])
```

Incorporates into `sum` the `jterm`'th term, with value `term`, of an alternating series. `sum` is input as the previous partial sum, and is output as the new partial sum. The first call to this routine, with the first term in the series, should be with `jterm=1`. On the second call, `term` should be set to the second term of the series, with sign opposite to that of the first call, and `jterm` should be 2. And so on. `wksp` is a workspace array provided by the calling program, dimensioned at least as large as the maximum number of terms to be incorporated.

```
{
    int j;
    static int nterm;
    float tmp,dum;

    if (jterm == 1) {
        nterm=1;
        *sum=0.5*(wksp[1]=term);
    } else {
        tmp=wksp[1];
        wksp[1]=term;
        for (j=1;j<=nterm-1;j++) {
            dum=wksp[j+1];

```

Initialize:  
Number of saved differences in `wksp`.  
Return first estimate.

Update saved quantities by van Wijngaarden's algorithm.

```

    wksp[j+1]=0.5*(wksp[j]+tmp);
    tmp=dum;
}
wksp[nterm+1]=0.5*(wksp[nterm]+tmp);
if (fabs(wksp[nterm+1]) <= fabs(wksp[nterm]))    Favorable to increase p,
    *sum += (0.5*wksp[+nterm]);                and the table becomes longer.
else
    *sum += wksp[nterm+1];                      Favorable to increase n,
                                                the table doesn't become longer.
}
}

```

The powerful Euler technique is not directly applicable to a series of positive terms. Occasionally it is useful to convert a series of positive terms into an alternating series, just so that the Euler transformation can be used! Van Wijngaarden has given a transformation for accomplishing this [1]:

$$\sum_{r=1}^{\infty} v_r = \sum_{r=1}^{\infty} (-1)^{r-1} w_r \quad (5.1.7)$$

where

$$w_r \equiv v_r + 2v_{2r} + 4v_{4r} + 8v_{8r} + \dots \quad (5.1.8)$$

Equations (5.1.7) and (5.1.8) replace a simple sum by a two-dimensional sum, each term in (5.1.7) being itself an infinite sum (5.1.8). This may seem a strange way to save on work! Since, however, the indices in (5.1.8) increase tremendously rapidly, as powers of 2, it often requires only a few terms to converge (5.1.8) to extraordinary accuracy. You do, however, need to be able to compute the  $v_r$ 's efficiently for "random" values  $r$ . The standard "updating" tricks for sequential  $r$ 's, mentioned above following equation (5.1.1), can't be used.

Actually, Euler's transformation is a special case of a more general transformation of power series. Suppose that some known function  $g(z)$  has the series

$$g(z) = \sum_{n=0}^{\infty} b_n z^n \quad (5.1.9)$$

and that you want to sum the new, unknown, series

$$f(z) = \sum_{n=0}^{\infty} c_n b_n z^n \quad (5.1.10)$$

Then it is not hard to show (see [2]) that equation (5.1.10) can be written as

$$f(z) = \sum_{n=0}^{\infty} [\Delta^{(n)} c_0] \frac{g^{(n)}}{n!} z^n \quad (5.1.11)$$

which often converges much more rapidly. Here  $\Delta^{(n)} c_0$  is the  $n$ th finite-difference operator (equation 5.1.6), with  $\Delta^{(0)} c_0 \equiv c_0$ , and  $g^{(n)}$  is the  $n$ th derivative of  $g(z)$ . The usual Euler transformation (equation 5.1.5 with  $n = 0$ ) can be obtained, for example, by substituting

$$g(z) = \frac{1}{1+z} = 1 - z + z^2 - z^3 + \dots \quad (5.1.12)$$

into equation (5.1.11), and then setting  $z = 1$ .

Sometimes you will want to compute a function from a series representation even when the computation is *not* efficient. For example, you may be using the values obtained to fit the function to an approximating form that you will use subsequently (cf. §5.8). If you are summing very large numbers of slowly convergent terms, pay attention to roundoff errors! In floating-point representation it is more accurate to sum a list of numbers in the order starting with the smallest one, rather than starting with the largest one. It is even better to group terms pairwise, then in pairs of pairs, etc., so that all additions involve operands of comparable magnitude.

#### CITED REFERENCES AND FURTHER READING:

- Goodwin, E.T. (ed.) 1961, *Modern Computing Methods*, 2nd ed. (New York: Philosophical Library), Chapter 13 [van Wijngaarden's transformations]. [1]  
 Dahlquist, G., and Björck, A. 1974, *Numerical Methods* (Englewood Cliffs, NJ: Prentice-Hall), Chapter 3.  
 Abramowitz, M., and Stegun, I.A. 1964, *Handbook of Mathematical Functions*, Applied Mathematics Series, Volume 55 (Washington: National Bureau of Standards; reprinted 1968 by Dover Publications, New York), §3.6.  
 Mathews, J., and Walker, R.L. 1970, *Mathematical Methods of Physics*, 2nd ed. (Reading, MA: W.A. Benjamin/Addison-Wesley), §2.3. [2]

## 5.2 Evaluation of Continued Fractions

Continued fractions are often powerful ways of evaluating functions that occur in scientific applications. A continued fraction looks like this:

$$f(x) = b_0 + \frac{a_1}{b_1 + \frac{a_2}{b_2 + \frac{a_3}{b_3 + \frac{a_4}{b_4 + \frac{a_5}{b_5 + \dots}}}}} \quad (5.2.1)$$

Printers prefer to write this as

$$f(x) = b_0 + \frac{a_1}{b_1 +} \frac{a_2}{b_2 +} \frac{a_3}{b_3 +} \frac{a_4}{b_4 +} \frac{a_5}{b_5 +} \dots \quad (5.2.2)$$

In either (5.2.1) or (5.2.2), the  $a$ 's and  $b$ 's can themselves be functions of  $x$ , usually linear or quadratic monomials at worst (i.e., constants times  $x$  or times  $x^2$ ). For example, the continued fraction representation of the tangent function is

$$\tan x = \frac{x}{1 -} \frac{x^2}{3 -} \frac{x^2}{5 -} \frac{x^2}{7 -} \dots \quad (5.2.3)$$

Continued fractions frequently converge much more rapidly than power series expansions, and in a much larger domain in the complex plane (not necessarily including the domain of convergence of the series, however). Sometimes the continued fraction converges best where the series does worst, although this is not

into equation (5.1.11), and then setting  $z = 1$ .

Sometimes you will want to compute a function from a series representation even when the computation is *not* efficient. For example, you may be using the values obtained to fit the function to an approximating form that you will use subsequently (cf. §5.8). If you are summing very large numbers of slowly convergent terms, pay attention to roundoff errors! In floating-point representation it is more accurate to sum a list of numbers in the order starting with the smallest one, rather than starting with the largest one. It is even better to group terms pairwise, then in pairs of pairs, etc., so that all additions involve operands of comparable magnitude.

#### CITED REFERENCES AND FURTHER READING:

- Goodwin, E.T. (ed.) 1961, *Modern Computing Methods*, 2nd ed. (New York: Philosophical Library), Chapter 13 [van Wijngaarden's transformations]. [1]  
 Dahlquist, G., and Björck, A. 1974, *Numerical Methods* (Englewood Cliffs, NJ: Prentice-Hall), Chapter 3.  
 Abramowitz, M., and Stegun, I.A. 1964, *Handbook of Mathematical Functions*, Applied Mathematics Series, Volume 55 (Washington: National Bureau of Standards; reprinted 1968 by Dover Publications, New York), §3.6.  
 Mathews, J., and Walker, R.L. 1970, *Mathematical Methods of Physics*, 2nd ed. (Reading, MA: W.A. Benjamin/Addison-Wesley), §2.3. [2]

## 5.2 Evaluation of Continued Fractions

Continued fractions are often powerful ways of evaluating functions that occur in scientific applications. A continued fraction looks like this:

$$f(x) = b_0 + \frac{a_1}{b_1 + \frac{a_2}{b_2 + \frac{a_3}{b_3 + \frac{a_4}{b_4 + \frac{a_5}{b_5 + \dots}}}}} \quad (5.2.1)$$

Printers prefer to write this as

$$f(x) = b_0 + \frac{a_1}{b_1 +} \frac{a_2}{b_2 +} \frac{a_3}{b_3 +} \frac{a_4}{b_4 +} \frac{a_5}{b_5 +} \dots \quad (5.2.2)$$

In either (5.2.1) or (5.2.2), the  $a$ 's and  $b$ 's can themselves be functions of  $x$ , usually linear or quadratic monomials at worst (i.e., constants times  $x$  or times  $x^2$ ). For example, the continued fraction representation of the tangent function is

$$\tan x = \frac{x}{1 -} \frac{x^2}{3 -} \frac{x^2}{5 -} \frac{x^2}{7 -} \dots \quad (5.2.3)$$

Continued fractions frequently converge much more rapidly than power series expansions, and in a much larger domain in the complex plane (not necessarily including the domain of convergence of the series, however). Sometimes the continued fraction converges best where the series does worst, although this is not

a general rule. Blanch [1] gives a good review of the most useful convergence tests for continued fractions.

There are standard techniques, including the important *quotient-difference algorithm*, for going back and forth between continued fraction approximations, power series approximations, and rational function approximations. Consult Acton [2] for an introduction to this subject, and Fike [3] for further details and references.

How do you tell how far to go when evaluating a continued fraction? Unlike a series, you can't just evaluate equation (5.2.1) from left to right, stopping when the change is small. Written in the form of (5.2.1), the only way to evaluate the continued fraction is from right to left, first (blindly!) guessing how far out to start. This is not the right way.

The right way is to use a result that relates continued fractions to rational approximations, and that gives a means of evaluating (5.2.1) or (5.2.2) from left to right. Let  $f_n$  denote the result of evaluating (5.2.2) with coefficients through  $a_n$  and  $b_n$ . Then

$$f_n = \frac{A_n}{B_n} \quad (5.2.4)$$

where  $A_n$  and  $B_n$  are given by the following recurrence:

$$\begin{aligned} A_{-1} &\equiv 1 & B_{-1} &\equiv 0 \\ A_0 &\equiv b_0 & B_0 &\equiv 1 \\ A_j &= b_j A_{j-1} + a_j A_{j-2} & B_j &= b_j B_{j-1} + a_j B_{j-2} & j &= 1, 2, \dots, n \end{aligned} \quad (5.2.5)$$

This method was invented by J. Wallis in 1655 (!), and is discussed in his *Arithmetica Infinitorum* [4]. You can easily prove it by induction.

In practice, this algorithm has some unattractive features: The recurrence (5.2.5) frequently generates very large or very small values for the partial numerators and denominators  $A_j$  and  $B_j$ . There is thus the danger of overflow or underflow of the floating-point representation. However, the recurrence (5.2.5) is linear in the  $A$ 's and  $B$ 's. At any point you can rescale the currently saved two levels of the recurrence, e.g., divide  $A_j, B_j, A_{j-1}$ , and  $B_{j-1}$  all by  $B_j$ . This incidentally makes  $A_j = f_j$  and is convenient for testing whether you have gone far enough: See if  $f_j$  and  $f_{j-1}$  from the last iteration are as close as you would like them to be. (If  $B_j$  happens to be zero, which can happen, just skip the renormalization for this cycle. A fancier level of optimization is to renormalize only when an overflow is imminent, saving the unnecessary divides. All this complicates the program logic.)

Two newer algorithms have been proposed for evaluating continued fractions. *Steed's method* does not use  $A_j$  and  $B_j$  explicitly, but only the *ratio*  $D_j = B_{j-1}/B_j$ . One calculates  $D_j$  and  $\Delta f_j = f_j - f_{j-1}$  recursively using

$$D_j = 1/(b_j + a_j D_{j-1}) \quad (5.2.6)$$

$$\Delta f_j = (b_j D_j - 1) \Delta f_{j-1} \quad (5.2.7)$$

Steed's method (see, e.g., [5]) avoids the need for rescaling of intermediate results. However, for certain continued fractions you can occasionally run into a situation

where the denominator in (5.2.6) approaches zero, so that  $D_j$  and  $\Delta f_j$  are very large. The next  $\Delta f_{j+1}$  will typically cancel this large change, but with loss of accuracy in the numerical running sum of the  $f_j$ 's. It is awkward to program around this, so Steed's method can be recommended only for cases where you know in advance that no denominator can vanish. We will use it for a special purpose in the routine `bessik` (§6.7).

The best general method for evaluating continued fractions seems to be the *modified Lentz's method* [6]. The need for rescaling intermediate results is avoided by using *both* the ratios

$$C_j = A_j/A_{j-1}, \quad D_j = B_{j-1}/B_j \quad (5.2.8)$$

and calculating  $f_j$  by

$$f_j = f_{j-1}C_jD_j \quad (5.2.9)$$

From equation (5.2.5), one easily shows that the ratios satisfy the recurrence relations

$$D_j = 1/(b_j + a_jD_{j-1}), \quad C_j = b_j + a_j/C_{j-1} \quad (5.2.10)$$

In this algorithm there is the danger that the denominator in the expression for  $D_j$ , or the quantity  $C_j$  itself, might approach zero. Either of these conditions invalidates (5.2.10). However, Thompson and Barnett [5] show how to modify Lentz's algorithm to fix this: Just shift the offending term by a small amount, e.g.,  $10^{-30}$ . If you work through a cycle of the algorithm with this prescription, you will see that  $f_{j+1}$  is accurately calculated.

In detail, the modified Lentz's algorithm is this:

- Set  $f_0 = b_0$ ; if  $b_0 = 0$  set  $f_0 = \textit{tiny}$ .
- Set  $C_0 = f_0$ .
- Set  $D_0 = 0$ .
- For  $j = 1, 2, \dots$ 
  - Set  $D_j = b_j + a_jD_{j-1}$ .
  - If  $D_j = 0$ , set  $D_j = \textit{tiny}$ .
  - Set  $C_j = b_j + a_j/C_{j-1}$ .
  - If  $C_j = 0$  set  $C_j = \textit{tiny}$ .
  - Set  $D_j = 1/D_j$ .
  - Set  $\Delta_j = C_jD_j$ .
  - Set  $f_j = f_{j-1}\Delta_j$ .
  - If  $|\Delta_j - 1| < \textit{eps}$  then exit.

Here *eps* is your floating-point precision, say  $10^{-7}$  or  $10^{-15}$ . The parameter *tiny* should be less than typical values of  $\textit{eps}|b_j|$ , say  $10^{-30}$ .

The above algorithm assumes that you can terminate the evaluation of the continued fraction when  $|f_j - f_{j-1}|$  is sufficiently small. This is usually the case, but by no means guaranteed. Jones [7] gives a list of theorems that can be used to justify this termination criterion for various kinds of continued fractions.

There is at present no rigorous analysis of error propagation in Lentz's algorithm. However, empirical tests suggest that it is at least as good as other methods.

## Manipulating Continued Fractions

Several important properties of continued fractions can be used to rewrite them in forms that can speed up numerical computation. An *equivalence transformation*

$$a_n \rightarrow \lambda a_n, \quad b_n \rightarrow \lambda b_n, \quad a_{n+1} \rightarrow \lambda a_{n+1} \quad (5.2.11)$$

leaves the value of a continued fraction unchanged. By a suitable choice of the scale factor  $\lambda$  you can often simplify the form of the  $a$ 's and the  $b$ 's. Of course, you can carry out successive equivalence transformations, possibly with different  $\lambda$ 's, on successive terms of the continued fraction.

The *even* and *odd* parts of a continued fraction are continued fractions whose successive convergents are  $f_{2n}$  and  $f_{2n+1}$ , respectively. Their main use is that they converge twice as fast as the original continued fraction, and so if their terms are not much more complicated than the terms in the original there can be a big savings in computation. The formula for the even part of (5.2.2) is

$$f_{\text{even}} = d_0 + \frac{c_1}{d_1 +} \frac{c_2}{d_2 +} \cdots \quad (5.2.12)$$

where in terms of intermediate variables

$$\begin{aligned} \alpha_1 &= \frac{a_1}{b_1} \\ \alpha_n &= \frac{a_n}{b_n b_{n-1}}, \quad n \geq 2 \end{aligned} \quad (5.2.13)$$

we have

$$\begin{aligned} d_0 &= b_0, \quad c_1 = \alpha_1, \quad d_1 = 1 + \alpha_2 \\ c_n &= -\alpha_{2n-1} \alpha_{2n-2}, \quad d_n = 1 + \alpha_{2n-1} + \alpha_{2n}, \quad n \geq 2 \end{aligned} \quad (5.2.14)$$

You can find the similar formula for the odd part in the review by Blanch [1]. Often a combination of the transformations (5.2.14) and (5.2.11) is used to get the best form for numerical work.

We will make frequent use of continued fractions in the next chapter.

### CITED REFERENCES AND FURTHER READING:

- Abramowitz, M., and Stegun, I.A. 1964, *Handbook of Mathematical Functions*, Applied Mathematics Series, Volume 55 (Washington: National Bureau of Standards; reprinted 1968 by Dover Publications, New York), §3.10.
- Blanch, G. 1964, *SIAM Review*, vol. 6, pp. 383–421. [1]
- Acton, F.S. 1970, *Numerical Methods That Work*; 1990, corrected edition (Washington: Mathematical Association of America), Chapter 11. [2]
- Cuyt, A., and Wuytack, L. 1987, *Nonlinear Methods in Numerical Analysis* (Amsterdam: North-Holland), Chapter 1.
- Fike, C.T. 1968, *Computer Evaluation of Mathematical Functions* (Englewood Cliffs, NJ: Prentice-Hall), §§8.2, 10.4, and 10.5. [3]
- Wallis, J. 1695, in *Opera Mathematica*, vol. 1, p. 355, Oxoniae e Theatro Shedoniano. Reprinted by Georg Olms Verlag, Hildesheim, New York (1972). [4]

- Thompson, I.J., and Barnett, A.R. 1986, *Journal of Computational Physics*, vol. 64, pp. 490–509. [5]
- Lentz, W.J. 1976, *Applied Optics*, vol. 15, pp. 668–671. [6]
- Jones, W.B. 1973, in *Padé Approximants and Their Applications*, P.R. Graves-Morris, ed. (London: Academic Press), p. 125. [7]

## 5.3 Polynomials and Rational Functions

A polynomial of degree  $N$  is represented numerically as a stored array of coefficients,  $c[j]$  with  $j = 0, \dots, N$ . We will always take  $c[0]$  to be the constant term in the polynomial,  $c[N]$  the coefficient of  $x^N$ ; but of course other conventions are possible. There are two kinds of manipulations that you can do with a polynomial: *numerical* manipulations (such as evaluation), where you are given the numerical value of its argument, or *algebraic* manipulations, where you want to transform the coefficient array in some way without choosing any particular argument. Let's start with the numerical.

We assume that you know enough *never* to evaluate a polynomial this way:

```
p=c[0]+c[1]*x+c[2]*x*x+c[3]*x*x*x+c[4]*x*x*x*x;
```

or (even worse!),

```
p=c[0]+c[1]*x+c[2]*pow(x,2.0)+c[3]*pow(x,3.0)+c[4]*pow(x,4.0);
```

Come the (computer) revolution, all persons found guilty of such criminal behavior will be summarily executed, and their programs won't be! It is a matter of taste, however, whether to write

```
p=c[0]+x*(c[1]+x*(c[2]+x*(c[3]+x*c[4])));
```

or

```
p=((c[4]*x+c[3])*x+c[2])*x+c[1])*x+c[0];
```

If the number of coefficients  $c[0..n]$  is large, one writes

```
p=c[n];
for(j=n-1;j>=0;j--) p=p*x+c[j];
```

or

```
p=c[j=n];
while (j>0) p=p*x+c[--j];
```

Another useful trick is for evaluating a polynomial  $P(x)$  and its derivative  $dP(x)/dx$  simultaneously:

```
p=c[n];
dp=0.0;
for(j=n-1;j>=0;j--) {dp=dp*x+p; p=p*x+c[j];}
```



- Thompson, I.J., and Barnett, A.R. 1986, *Journal of Computational Physics*, vol. 64, pp. 490–509. [5]
- Lentz, W.J. 1976, *Applied Optics*, vol. 15, pp. 668–671. [6]
- Jones, W.B. 1973, in *Padé Approximants and Their Applications*, P.R. Graves-Morris, ed. (London: Academic Press), p. 125. [7]

## 5.3 Polynomials and Rational Functions

A polynomial of degree  $N$  is represented numerically as a stored array of coefficients,  $c[j]$  with  $j = 0, \dots, N$ . We will always take  $c[0]$  to be the constant term in the polynomial,  $c[N]$  the coefficient of  $x^N$ ; but of course other conventions are possible. There are two kinds of manipulations that you can do with a polynomial: *numerical* manipulations (such as evaluation), where you are given the numerical value of its argument, or *algebraic* manipulations, where you want to transform the coefficient array in some way without choosing any particular argument. Let's start with the numerical.

We assume that you know enough *never* to evaluate a polynomial this way:

```
p=c[0]+c[1]*x+c[2]*x*x+c[3]*x*x*x+c[4]*x*x*x*x;
```

or (even worse!),

```
p=c[0]+c[1]*x+c[2]*pow(x,2.0)+c[3]*pow(x,3.0)+c[4]*pow(x,4.0);
```

Come the (computer) revolution, all persons found guilty of such criminal behavior will be summarily executed, and their programs won't be! It is a matter of taste, however, whether to write

```
p=c[0]+x*(c[1]+x*(c[2]+x*(c[3]+x*c[4])));
```

or

```
p=((c[4]*x+c[3])*x+c[2])*x+c[1])*x+c[0];
```

If the number of coefficients  $c[0..n]$  is large, one writes

```
p=c[n];
for(j=n-1;j>=0;j--) p=p*x+c[j];
```

or

```
p=c[j=n];
while (j>0) p=p*x+c[--j];
```

Another useful trick is for evaluating a polynomial  $P(x)$  and its derivative  $dP(x)/dx$  simultaneously:

```
p=c[n];
dp=0.0;
for(j=n-1;j>=0;j--) {dp=dp*x+p; p=p*x+c[j];}
```

or

```
p=c[j=n];
dp=0.0;
while (j>0) {dp=dp*x+p; p=p*x+c[--j];}
```

which yields the polynomial as  $p$  and its derivative as  $dp$ .

The above trick, which is basically *synthetic division* [1,2], generalizes to the evaluation of the polynomial and  $nd$  of its derivatives simultaneously:

```
void ddpoly(float c[], int nc, float x, float pd[], int nd)
Given the nc+1 coefficients of a polynomial of degree nc as an array c[0..nc] with c[0]
being the constant term, and given a value x, and given a value nd>1, this routine returns the
polynomial evaluated at x as pd[0] and nd derivatives as pd[1..nd].
{
    int nnd,j,i;
    float cnst=1.0;

    pd[0]=c[nc];
    for (j=1;j<=nd;j++) pd[j]=0.0;
    for (i=nc-1;i>=0;i--) {
        nnd=(nd < (nc-i) ? nd : nc-i);
        for (j=nnd;j>=1;j--)
            pd[j]=pd[j]*x+pd[j-1];
        pd[0]=pd[0]*x+c[i];
    }
    for (i=2;i<=nd;i++) {      After the first derivative, factorial constants come in.
        cnst *= i;
        pd[i] *= cnst;
    }
}
```

As a curiosity, you might be interested to know that polynomials of degree  $n > 3$  can be evaluated in *fewer* than  $n$  multiplications, at least if you are willing to precompute some auxiliary coefficients and, in some cases, do an extra addition. For example, the polynomial

$$P(x) = a_0 + a_1x + a_2x^2 + a_3x^3 + a_4x^4 \quad (5.3.1)$$

where  $a_4 > 0$ , can be evaluated with 3 multiplications and 5 additions as follows:

$$P(x) = [(Ax + B)^2 + Ax + C][(Ax + B)^2 + D] + E \quad (5.3.2)$$

where  $A, B, C, D$ , and  $E$  are to be precomputed by

$$\begin{aligned} A &= (a_4)^{1/4} \\ B &= \frac{a_3 - A^3}{4A^3} \\ D &= 3B^2 + 8B^3 + \frac{a_1A - 2a_2B}{A^2} \\ C &= \frac{a_2}{A^2} - 2B - 6B^2 - D \\ E &= a_0 - B^4 - B^2(C + D) - CD \end{aligned} \quad (5.3.3)$$

Fifth degree polynomials can be evaluated in 4 multiplies and 5 adds; sixth degree polynomials can be evaluated in 4 multiplies and 7 adds; if any of this strikes you as interesting, consult references [3-5]. The subject has something of the same entertaining, if impractical, flavor as that of fast matrix multiplication, discussed in §2.11.

Turn now to algebraic manipulations. You multiply a polynomial of degree  $n - 1$  (array of range `[0..n-1]`) by a monomial factor  $x - a$  by a bit of code like the following,

```
c[n]=c[n-1];
for (j=n-1;j>=1;j--) c[j]=c[j-1]-c[j]*a;
c[0] *= (-a);
```

Likewise, you divide a polynomial of degree  $n$  by a monomial factor  $x - a$  (synthetic division again) using

```
rem=c[n];
c[n]=0.0;
for(i=n-1;i>=0;i--) {
    swap=c[i];
    c[i]=rem;
    rem=swap+rem*a;
}
```

which leaves you with a new polynomial array and a numerical remainder `rem`.

Multiplication of two general polynomials involves straightforward summing of the products, each involving one coefficient from each polynomial. Division of two general polynomials, while it can be done awkwardly in the fashion taught using pencil and paper, is susceptible to a good deal of streamlining. Witness the following routine based on the algorithm in [3].

```
void poldiv(float u[], int n, float v[], int nv, float q[], float r[])
Given the n+1 coefficients of a polynomial of degree n in u[0..n], and the nv+1 coefficients
of another polynomial of degree nv in v[0..nv], divide the polynomial u by the polynomial
v ("u"/"v") giving a quotient polynomial whose coefficients are returned in q[0..n], and a
remainder polynomial whose coefficients are returned in r[0..n]. The elements r[nv..n]
and q[n-nv+1..n] are returned as zero.
{
    int k,j;

    for (j=0;j<=n;j++) {
        r[j]=u[j];
        q[j]=0.0;
    }
    for (k=n-nv;k>=0;k--) {
        q[k]=r[nv+k]/v[nv];
        for (j=nv+k-1;j>=k;j--) r[j] -= q[k]*v[j-k];
    }
    for (j=nv;j<=n;j++) r[j]=0.0;
}
```

## Rational Functions

You evaluate a rational function like

$$R(x) = \frac{P_\mu(x)}{Q_\nu(x)} = \frac{p_0 + p_1x + \cdots + p_\mu x^\mu}{q_0 + q_1x + \cdots + q_\nu x^\nu} \quad (5.3.4)$$

in the obvious way, namely as two separate polynomials followed by a divide. As a matter of convention one usually chooses  $q_0 = 1$ , obtained by dividing numerator and denominator by any other  $q_0$ . It is often convenient to have both sets of coefficients stored in a single array, and to have a standard function available for doing the evaluation:

```
double ratval(double x, double cof[], int mm, int kk)
Given mm, kk, and cof[0..mm+kk], evaluate and return the rational function (cof[0] +
cof[1]x + ... + cof[mm]xmm)/(1 + cof[mm+1]x + ... + cof[mm+kk]xkk).
{
    int j;
    double sumd, sumn;           Note precision! Change to float if desired.

    for (sumn=cof[mm], j=mm-1; j>=0; j--) sumn=sumn*x+cof[j];
    for (sumd=0.0, j=mm+kk; j>=mm+1; j--) sumd=(sumd+cof[j])*x;
    return sumn/(1.0+sumd);
}
```

### CITED REFERENCES AND FURTHER READING:

- Acton, F.S. 1970, *Numerical Methods That Work*; 1990, corrected edition (Washington: Mathematical Association of America), pp. 183, 190. [1]  
 Mathews, J., and Walker, R.L. 1970, *Mathematical Methods of Physics*, 2nd ed. (Reading, MA: W.A. Benjamin/Addison-Wesley), pp. 361–363. [2]  
 Knuth, D.E. 1981, *Seminumerical Algorithms*, 2nd ed., vol. 2 of *The Art of Computer Programming* (Reading, MA: Addison-Wesley), §4.6. [3]  
 Fike, C.T. 1968, *Computer Evaluation of Mathematical Functions* (Englewood Cliffs, NJ: Prentice-Hall), Chapter 4.  
 Winograd, S. 1970, *Communications on Pure and Applied Mathematics*, vol. 23, pp. 165–179. [4]  
 Kronsjö, L. 1987, *Algorithms: Their Complexity and Efficiency*, 2nd ed. (New York: Wiley). [5]

## 5.4 Complex Arithmetic

As we mentioned in §1.2, the lack of built-in complex arithmetic in C is a nuisance for numerical work. Even in languages like FORTRAN that have complex data types, it is disconcertingly common to encounter complex operations that produce overflows or underflows when both the complex operands and the complex result are perfectly representable. This occurs, we think, because software companies assign inexperienced programmers to what they believe to be the perfectly trivial task of implementing complex arithmetic.

## Rational Functions

You evaluate a rational function like

$$R(x) = \frac{P_\mu(x)}{Q_\nu(x)} = \frac{p_0 + p_1x + \cdots + p_\mu x^\mu}{q_0 + q_1x + \cdots + q_\nu x^\nu} \quad (5.3.4)$$

in the obvious way, namely as two separate polynomials followed by a divide. As a matter of convention one usually chooses  $q_0 = 1$ , obtained by dividing numerator and denominator by any other  $q_0$ . It is often convenient to have both sets of coefficients stored in a single array, and to have a standard function available for doing the evaluation:

```
double ratval(double x, double cof[], int mm, int kk)
Given mm, kk, and cof[0..mm+kk], evaluate and return the rational function (cof[0] +
cof[1]x + ... + cof[mm]xmm)/(1 + cof[mm+1]x + ... + cof[mm+kk]xkk).
{
    int j;
    double sumd, sumn;           Note precision! Change to float if desired.

    for (sumn=cof[mm], j=mm-1; j>=0; j--) sumn=sumn*x+cof[j];
    for (sumd=0.0, j=mm+kk; j>=mm+1; j--) sumd=(sumd+cof[j])*x;
    return sumn/(1.0+sumd);
}
```

### CITED REFERENCES AND FURTHER READING:

- Acton, F.S. 1970, *Numerical Methods That Work*; 1990, corrected edition (Washington: Mathematical Association of America), pp. 183, 190. [1]  
 Mathews, J., and Walker, R.L. 1970, *Mathematical Methods of Physics*, 2nd ed. (Reading, MA: W.A. Benjamin/Addison-Wesley), pp. 361–363. [2]  
 Knuth, D.E. 1981, *Seminumerical Algorithms*, 2nd ed., vol. 2 of *The Art of Computer Programming* (Reading, MA: Addison-Wesley), §4.6. [3]  
 Fike, C.T. 1968, *Computer Evaluation of Mathematical Functions* (Englewood Cliffs, NJ: Prentice-Hall), Chapter 4.  
 Winograd, S. 1970, *Communications on Pure and Applied Mathematics*, vol. 23, pp. 165–179. [4]  
 Kronsjö, L. 1987, *Algorithms: Their Complexity and Efficiency*, 2nd ed. (New York: Wiley). [5]

## 5.4 Complex Arithmetic

As we mentioned in §1.2, the lack of built-in complex arithmetic in C is a nuisance for numerical work. Even in languages like FORTRAN that have complex data types, it is disconcertingly common to encounter complex operations that produce overflows or underflows when both the complex operands and the complex result are perfectly representable. This occurs, we think, because software companies assign inexperienced programmers to what they believe to be the perfectly trivial task of implementing complex arithmetic.

Actually, complex arithmetic is not *quite* trivial. Addition and subtraction are done in the obvious way, performing the operation separately on the real and imaginary parts of the operands. Multiplication can also be done in the obvious way, with 4 multiplications, one addition, and one subtraction,

$$(a + ib)(c + id) = (ac - bd) + i(bc + ad) \quad (5.4.1)$$

(the addition before the  $i$  doesn't count; it just separates the real and imaginary parts notationally). But it is sometimes faster to multiply via

$$(a + ib)(c + id) = (ac - bd) + i[(a + b)(c + d) - ac - bd] \quad (5.4.2)$$

which has only three multiplications ( $ac$ ,  $bd$ ,  $(a + b)(c + d)$ ), plus two additions and three subtractions. The total operations count is higher by two, but multiplication is a slow operation on some machines.

While it is true that intermediate results in equations (5.4.1) and (5.4.2) can overflow even when the final result is representable, this happens only when the final answer is on the edge of representability. Not so for the complex modulus, if you are misguided enough to compute it as

$$|a + ib| = \sqrt{a^2 + b^2} \quad (\text{bad!}) \quad (5.4.3)$$

whose intermediate result will overflow if either  $a$  or  $b$  is as large as the square root of the largest representable number (e.g.,  $10^{19}$  as compared to  $10^{38}$ ). The right way to do the calculation is

$$|a + ib| = \begin{cases} |a| \sqrt{1 + (b/a)^2} & |a| \geq |b| \\ |b| \sqrt{1 + (a/b)^2} & |a| < |b| \end{cases} \quad (5.4.4)$$

Complex division should use a similar trick to prevent avoidable overflows, underflow, or loss of precision,

$$\frac{a + ib}{c + id} = \begin{cases} \frac{[a + b(d/c)] + i[b - a(d/c)]}{c + d(d/c)} & |c| \geq |d| \\ \frac{[a(c/d) + b] + i[b(c/d) - a]}{c(c/d) + d} & |c| < |d| \end{cases} \quad (5.4.5)$$

Of course you should calculate repeated subexpressions, like  $c/d$  or  $d/c$ , only once.

Complex square root is even more complicated, since we must both guard intermediate results, and also enforce a chosen branch cut (here taken to be the negative real axis). To take the square root of  $c + id$ , first compute

$$w \equiv \begin{cases} 0 & c = d = 0 \\ \sqrt{|c|} \sqrt{\frac{1 + \sqrt{1 + (d/c)^2}}{2}} & |c| \geq |d| \\ \sqrt{|d|} \sqrt{\frac{|c/d| + \sqrt{1 + (c/d)^2}}{2}} & |c| < |d| \end{cases} \quad (5.4.6)$$

Then the answer is

$$\sqrt{c+id} = \begin{cases} 0 & w = 0 \\ w + i\left(\frac{d}{2w}\right) & w \neq 0, c \geq 0 \\ \frac{|d|}{2w} + iw & w \neq 0, c < 0, d \geq 0 \\ \frac{|d|}{2w} - iw & w \neq 0, c < 0, d < 0 \end{cases} \quad (5.4.7)$$

Routines implementing these algorithms are listed in Appendix C.

#### CITED REFERENCES AND FURTHER READING:

- Midy, P., and Yakovlev, Y. 1991, *Mathematics and Computers in Simulation*, vol. 33, pp. 33–49.  
 Knuth, D.E. 1981, *Seminumerical Algorithms*, 2nd ed., vol. 2 of *The Art of Computer Programming* (Reading, MA: Addison-Wesley) [see solutions to exercises 4.2.1.16 and 4.6.4.41].

## 5.5 Recurrence Relations and Clenshaw's Recurrence Formula

Many useful functions satisfy recurrence relations, e.g.,

$$(n+1)P_{n+1}(x) = (2n+1)xP_n(x) - nP_{n-1}(x) \quad (5.5.1)$$

$$J_{n+1}(x) = \frac{2n}{x}J_n(x) - J_{n-1}(x) \quad (5.5.2)$$

$$nE_{n+1}(x) = e^{-x} - xE_n(x) \quad (5.5.3)$$

$$\cos n\theta = 2 \cos \theta \cos(n-1)\theta - \cos(n-2)\theta \quad (5.5.4)$$

$$\sin n\theta = 2 \cos \theta \sin(n-1)\theta - \sin(n-2)\theta \quad (5.5.5)$$

where the first three functions are Legendre polynomials, Bessel functions of the first kind, and exponential integrals, respectively. (For notation see [1].) These relations are useful for extending computational methods from two successive values of  $n$  to other values, either larger or smaller.

Equations (5.5.4) and (5.5.5) motivate us to say a few words about trigonometric functions. If your program's running time is dominated by evaluating trigonometric functions, you are probably doing something wrong. Trig functions whose arguments form a linear sequence  $\theta = \theta_0 + n\delta$ ,  $n = 0, 1, 2, \dots$ , are efficiently calculated by the following recurrence,

$$\begin{aligned} \cos(\theta + \delta) &= \cos \theta - [\alpha \cos \theta + \beta \sin \theta] \\ \sin(\theta + \delta) &= \sin \theta - [\alpha \sin \theta - \beta \cos \theta] \end{aligned} \quad (5.5.6)$$

Then the answer is

$$\sqrt{c+id} = \begin{cases} 0 & w = 0 \\ w + i\left(\frac{d}{2w}\right) & w \neq 0, c \geq 0 \\ \frac{|d|}{2w} + iw & w \neq 0, c < 0, d \geq 0 \\ \frac{|d|}{2w} - iw & w \neq 0, c < 0, d < 0 \end{cases} \quad (5.4.7)$$

Routines implementing these algorithms are listed in Appendix C.

#### CITED REFERENCES AND FURTHER READING:

- Midy, P., and Yakovlev, Y. 1991, *Mathematics and Computers in Simulation*, vol. 33, pp. 33–49.  
 Knuth, D.E. 1981, *Seminumerical Algorithms*, 2nd ed., vol. 2 of *The Art of Computer Programming* (Reading, MA: Addison-Wesley) [see solutions to exercises 4.2.1.16 and 4.6.4.41].

## 5.5 Recurrence Relations and Clenshaw's Recurrence Formula

Many useful functions satisfy recurrence relations, e.g.,

$$(n+1)P_{n+1}(x) = (2n+1)xP_n(x) - nP_{n-1}(x) \quad (5.5.1)$$

$$J_{n+1}(x) = \frac{2n}{x}J_n(x) - J_{n-1}(x) \quad (5.5.2)$$

$$nE_{n+1}(x) = e^{-x} - xE_n(x) \quad (5.5.3)$$

$$\cos n\theta = 2 \cos \theta \cos(n-1)\theta - \cos(n-2)\theta \quad (5.5.4)$$

$$\sin n\theta = 2 \cos \theta \sin(n-1)\theta - \sin(n-2)\theta \quad (5.5.5)$$

where the first three functions are Legendre polynomials, Bessel functions of the first kind, and exponential integrals, respectively. (For notation see [1].) These relations are useful for extending computational methods from two successive values of  $n$  to other values, either larger or smaller.

Equations (5.5.4) and (5.5.5) motivate us to say a few words about trigonometric functions. If your program's running time is dominated by evaluating trigonometric functions, you are probably doing something wrong. Trig functions whose arguments form a linear sequence  $\theta = \theta_0 + n\delta$ ,  $n = 0, 1, 2, \dots$ , are efficiently calculated by the following recurrence,

$$\begin{aligned} \cos(\theta + \delta) &= \cos \theta - [\alpha \cos \theta + \beta \sin \theta] \\ \sin(\theta + \delta) &= \sin \theta - [\alpha \sin \theta - \beta \cos \theta] \end{aligned} \quad (5.5.6)$$



where  $\alpha$  and  $\beta$  are the precomputed coefficients

$$\alpha \equiv 2 \sin^2 \left( \frac{\delta}{2} \right) \quad \beta \equiv \sin \delta \quad (5.5.7)$$

The reason for doing things this way, rather than with the standard (and equivalent) identities for sums of angles, is that here  $\alpha$  and  $\beta$  do not lose significance if the incremental  $\delta$  is small. Likewise, the adds in equation (5.5.6) should be done in the order indicated by square brackets. We will use (5.5.6) repeatedly in Chapter 12, when we deal with Fourier transforms.

Another trick, occasionally useful, is to note that both  $\sin \theta$  and  $\cos \theta$  can be calculated via a single call to tan:

$$t \equiv \tan \left( \frac{\theta}{2} \right) \quad \cos \theta = \frac{1 - t^2}{1 + t^2} \quad \sin \theta = \frac{2t}{1 + t^2} \quad (5.5.8)$$

The cost of getting both sin and cos, if you need them, is thus the cost of tan plus 2 multiplies, 2 divides, and 2 adds. On machines with slow trig functions, this can be a savings. *However*, note that special treatment is required if  $\theta \rightarrow \pm\pi$ . And also note that many modern machines have *very fast* trig functions; so you should not assume that equation (5.5.8) is faster without testing.

### Stability of Recurrences

You need to be aware that recurrence relations are not necessarily *stable* against roundoff error in the direction that you propose to go (either increasing  $n$  or decreasing  $n$ ). A three-term linear recurrence relation

$$y_{n+1} + a_n y_n + b_n y_{n-1} = 0, \quad n = 1, 2, \dots \quad (5.5.9)$$

has two linearly independent solutions,  $f_n$  and  $g_n$  say. Only one of these corresponds to the sequence of functions  $f_n$  that you are trying to generate. The other one  $g_n$  may be exponentially growing in the direction that you want to go, or exponentially damped, or exponentially neutral (growing or dying as some power law, for example). If it is exponentially growing, then the recurrence relation is of little or no practical use in that direction. This is the case, e.g., for (5.5.2) in the direction of increasing  $n$ , when  $x < n$ . You cannot generate Bessel functions of high  $n$  by forward recurrence on (5.5.2).

To state things a bit more formally, if

$$f_n/g_n \rightarrow 0 \quad \text{as} \quad n \rightarrow \infty \quad (5.5.10)$$

then  $f_n$  is called the *minimal* solution of the recurrence relation (5.5.9). Nonminimal solutions like  $g_n$  are called *dominant* solutions. The minimal solution is unique, if it exists, but dominant solutions are not — you can add an arbitrary multiple of  $f_n$  to a given  $g_n$ . You can evaluate any dominant solution by forward recurrence, *but not the minimal solution*. (Unfortunately it is sometimes the one you want.)

Abramowitz and Stegun (in their Introduction) [1] give a list of recurrences that are stable in the increasing or decreasing directions. That list does not contain all

possible formulas, of course. Given a recurrence relation for some function  $f_n(x)$  you can test it yourself with about five minutes of (human) labor: For a fixed  $x$  in your range of interest, start the recurrence not with true values of  $f_j(x)$  and  $f_{j+1}(x)$ , but (first) with the values 1 and 0, respectively, and then (second) with 0 and 1, respectively. Generate 10 or 20 terms of the recursive sequences in the direction that you want to go (increasing or decreasing from  $j$ ), for each of the two starting conditions. Look at the difference between the corresponding members of the two sequences. If the differences stay of order unity (absolute value less than 10, say), then the recurrence is stable. If they increase slowly, then the recurrence may be mildly unstable but quite tolerably so. If they increase catastrophically, then there is an exponentially growing solution of the recurrence. If you know that the function that you want actually corresponds to the growing solution, then you can keep the recurrence formula anyway e.g., the case of the Bessel function  $Y_n(x)$  for increasing  $n$ , see §6.5; if you don't know which solution your function corresponds to, you must at this point reject the recurrence formula. Notice that you can do this test *before* you go to the trouble of finding a numerical method for computing the two starting functions  $f_j(x)$  and  $f_{j+1}(x)$ : stability is a property of the recurrence, not of the starting values.

An alternative heuristic procedure for testing stability is to replace the recurrence relation by a similar one that is linear with constant coefficients. For example, the relation (5.5.2) becomes

$$y_{n+1} - 2\gamma y_n + y_{n-1} = 0 \quad (5.5.11)$$

where  $\gamma \equiv n/x$  is treated as a constant. You solve such recurrence relations by trying solutions of the form  $y_n = a^n$ . Substituting into the above recurrence gives

$$a^2 - 2\gamma a + 1 = 0 \quad \text{or} \quad a = \gamma \pm \sqrt{\gamma^2 - 1} \quad (5.5.12)$$

The recurrence is stable if  $|a| \leq 1$  for all solutions  $a$ . This holds (as you can verify) if  $|\gamma| \leq 1$  or  $n \leq x$ . The recurrence (5.5.2) thus cannot be used, starting with  $J_0(x)$  and  $J_1(x)$ , to compute  $J_n(x)$  for large  $n$ .

Possibly you would at this point like the security of some real theorems on this subject (although we ourselves always follow one of the heuristic procedures). Here are two theorems, due to Perron [2]:

*Theorem A.* If in (5.5.9)  $a_n \sim an^\alpha$ ,  $b_n \sim bn^\beta$  as  $n \rightarrow \infty$ , and  $\beta < 2\alpha$ , then

$$g_{n+1}/g_n \sim -an^\alpha, \quad f_{n+1}/f_n \sim -(b/a)n^{\beta-\alpha} \quad (5.5.13)$$

and  $f_n$  is the minimal solution to (5.5.9).

*Theorem B.* Under the same conditions as Theorem A, but with  $\beta = 2\alpha$ , consider the *characteristic polynomial*

$$t^2 + at + b = 0 \quad (5.5.14)$$

If the roots  $t_1$  and  $t_2$  of (5.5.14) have distinct moduli,  $|t_1| > |t_2|$  say, then

$$g_{n+1}/g_n \sim t_1 n^\alpha, \quad f_{n+1}/f_n \sim t_2 n^\alpha \quad (5.5.15)$$

and  $f_n$  is again the minimal solution to (5.5.9). Cases other than those in these two theorems are inconclusive for the existence of minimal solutions. (For more on the stability of recurrences, see [3].)

How do you proceed if the solution that you desire *is* the minimal solution? The answer lies in that old aphorism, that every cloud has a silver lining: If a recurrence relation is catastrophically unstable in one direction, then that (undesired) solution will decrease very rapidly in the reverse direction. This means that you can start with *any* seed values for the consecutive  $f_j$  and  $f_{j+1}$  and (when you have gone enough steps in the stable direction) you will converge to the sequence of functions that you want, times an unknown normalization factor. If there is some other way to normalize the sequence (e.g., by a formula for the sum of the  $f_n$ 's), then this can be a practical means of function evaluation. The method is called *Miller's algorithm*. An example often given [1,4] uses equation (5.5.2) in just this way, along with the normalization formula

$$1 = J_0(x) + 2J_2(x) + 2J_4(x) + 2J_6(x) + \dots \quad (5.5.16)$$

Incidentally, there is an important relation between three-term recurrence relations and *continued fractions*. Rewrite the recurrence relation (5.5.9) as

$$\frac{y_n}{y_{n-1}} = -\frac{b_n}{a_n + y_{n+1}/y_n} \quad (5.5.17)$$

Iterating this equation, starting with  $n$ , gives

$$\frac{y_n}{y_{n-1}} = -\frac{b_n}{a_n - \frac{b_{n+1}}{a_{n+1} - \dots}} \quad (5.5.18)$$

*Pincherle's Theorem* [2] tells us that (5.5.18) converges if and only if (5.5.9) has a minimal solution  $f_n$ , in which case it converges to  $f_n/f_{n-1}$ . This result, usually for the case  $n = 1$  and combined with some way to determine  $f_0$ , underlies many of the practical methods for computing special functions that we give in the next chapter.

### Clenshaw's Recurrence Formula

*Clenshaw's recurrence formula* [5] is an elegant and efficient way to evaluate a sum of coefficients times functions that obey a recurrence formula, e.g.,

$$f(\theta) = \sum_{k=0}^N c_k \cos k\theta \quad \text{or} \quad f(x) = \sum_{k=0}^N c_k P_k(x)$$

Here is how it works: Suppose that the desired sum is

$$f(x) = \sum_{k=0}^N c_k F_k(x) \quad (5.5.19)$$

and that  $F_k$  obeys the recurrence relation

$$F_{n+1}(x) = \alpha(n, x)F_n(x) + \beta(n, x)F_{n-1}(x) \quad (5.5.20)$$

for some functions  $\alpha(n, x)$  and  $\beta(n, x)$ . Now define the quantities  $y_k$  ( $k = N, N - 1, \dots, 1$ ) by the following recurrence:

$$\begin{aligned} y_{N+2} &= y_{N+1} = 0 \\ y_k &= \alpha(k, x)y_{k+1} + \beta(k+1, x)y_{k+2} + c_k \quad (k = N, N-1, \dots, 1) \end{aligned} \quad (5.5.21)$$

If you solve equation (5.5.21) for  $c_k$  on the left, and then write out explicitly the sum (5.5.19), it will look (in part) like this:

$$\begin{aligned} f(x) &= \dots \\ &+ [y_8 - \alpha(8, x)y_9 - \beta(9, x)y_{10}]F_8(x) \\ &+ [y_7 - \alpha(7, x)y_8 - \beta(8, x)y_9]F_7(x) \\ &+ [y_6 - \alpha(6, x)y_7 - \beta(7, x)y_8]F_6(x) \\ &+ [y_5 - \alpha(5, x)y_6 - \beta(6, x)y_7]F_5(x) \\ &+ \dots \\ &+ [y_2 - \alpha(2, x)y_3 - \beta(3, x)y_4]F_2(x) \\ &+ [y_1 - \alpha(1, x)y_2 - \beta(2, x)y_3]F_1(x) \\ &+ [c_0 + \beta(1, x)y_2 - \beta(1, x)y_2]F_0(x) \end{aligned} \quad (5.5.22)$$

Notice that we have added and subtracted  $\beta(1, x)y_2$  in the last line. If you examine the terms containing a factor of  $y_8$  in (5.5.22), you will find that they sum to zero as a consequence of the recurrence relation (5.5.20); similarly all the other  $y_k$ 's down through  $y_2$ . The only surviving terms in (5.5.22) are

$$f(x) = \beta(1, x)F_0(x)y_2 + F_1(x)y_1 + F_0(x)c_0 \quad (5.5.23)$$

Equations (5.5.21) and (5.5.23) are *Clenshaw's recurrence formula* for doing the sum (5.5.19): You make one pass down through the  $y_k$ 's using (5.5.21); when you have reached  $y_2$  and  $y_1$  you apply (5.5.23) to get the desired answer.

Clenshaw's recurrence as written above incorporates the coefficients  $c_k$  in a downward order, with  $k$  decreasing. At each stage, the effect of all previous  $c_k$ 's is "remembered" as two coefficients which multiply the functions  $F_{k+1}$  and  $F_k$  (ultimately  $F_0$  and  $F_1$ ). If the functions  $F_k$  are small when  $k$  is large, and if the coefficients  $c_k$  are small when  $k$  is small, then the sum can be dominated by small  $F_k$ 's. In this case the remembered coefficients will involve a delicate cancellation and there can be a catastrophic loss of significance. An example would be to sum the trivial series

$$J_{15}(1) = 0 \times J_0(1) + 0 \times J_1(1) + \dots + 0 \times J_{14}(1) + 1 \times J_{15}(1) \quad (5.5.24)$$

Here  $J_{15}$ , which is tiny, ends up represented as a canceling linear combination of  $J_0$  and  $J_1$ , which are of order unity.

The solution in such cases is to use an alternative Clenshaw recurrence that incorporates  $c_k$ 's in an upward direction. The relevant equations are

$$y_{-2} = y_{-1} = 0 \quad (5.5.25)$$

$$y_k = \frac{1}{\beta(k+1, x)} [y_{k-2} - \alpha(k, x)y_{k-1} - c_k],$$

$$(k = 0, 1, \dots, N-1) \quad (5.5.26)$$

$$f(x) = c_N F_N(x) - \beta(N, x) F_{N-1}(x) y_{N-1} - F_N(x) y_{N-2} \quad (5.5.27)$$

The rare case where equations (5.5.25)–(5.5.27) should be used instead of equations (5.5.21) and (5.5.23) can be detected automatically by testing whether the operands in the first sum in (5.5.23) are opposite in sign and nearly equal in magnitude. Other than in this special case, Clenshaw's recurrence is always stable, independent of whether the recurrence for the functions  $F_k$  is stable in the upward or downward direction.

#### CITED REFERENCES AND FURTHER READING:

- Abramowitz, M., and Stegun, I.A. 1964, *Handbook of Mathematical Functions*, Applied Mathematics Series, Volume 55 (Washington: National Bureau of Standards; reprinted 1968 by Dover Publications, New York), pp. xiii, 697. [1]
- Gautschi, W. 1967, *SIAM Review*, vol. 9, pp. 24–82. [2]
- Lakshmikantham, V., and Trigiante, D. 1988, *Theory of Difference Equations: Numerical Methods and Applications* (San Diego: Academic Press). [3]
- Acton, F.S. 1970, *Numerical Methods That Work*, 1990, corrected edition (Washington: Mathematical Association of America), pp. 20ff. [4]
- Clenshaw, C.W. 1962, *Mathematical Tables*, vol. 5, National Physical Laboratory (London: H.M. Stationery Office). [5]
- Dahlquist, G., and Bjorck, A. 1974, *Numerical Methods* (Englewood Cliffs, NJ: Prentice-Hall), §4.4.3, p. 111.
- Goodwin, E.T. (ed.) 1961, *Modern Computing Methods*, 2nd ed. (New York: Philosophical Library), p. 76.

## 5.6 Quadratic and Cubic Equations

The roots of simple algebraic equations can be viewed as being functions of the equations' coefficients. We are taught these functions in elementary algebra. Yet, surprisingly many people don't know the right way to solve a quadratic equation with two real roots, or to obtain the roots of a cubic equation.

There are two ways to write the solution of the *quadratic equation*

$$ax^2 + bx + c = 0 \quad (5.6.1)$$

with real coefficients  $a, b, c$ , namely

$$x = \frac{-b \pm \sqrt{b^2 - 4ac}}{2a} \quad (5.6.2)$$

The solution in such cases is to use an alternative Clenshaw recurrence that incorporates  $c_k$ 's in an upward direction. The relevant equations are

$$y_{-2} = y_{-1} = 0 \quad (5.5.25)$$

$$y_k = \frac{1}{\beta(k+1, x)} [y_{k-2} - \alpha(k, x)y_{k-1} - c_k],$$

$$(k = 0, 1, \dots, N-1) \quad (5.5.26)$$

$$f(x) = c_N F_N(x) - \beta(N, x) F_{N-1}(x) y_{N-1} - F_N(x) y_{N-2} \quad (5.5.27)$$

The rare case where equations (5.5.25)–(5.5.27) should be used instead of equations (5.5.21) and (5.5.23) can be detected automatically by testing whether the operands in the first sum in (5.5.23) are opposite in sign and nearly equal in magnitude. Other than in this special case, Clenshaw's recurrence is always stable, independent of whether the recurrence for the functions  $F_k$  is stable in the upward or downward direction.

#### CITED REFERENCES AND FURTHER READING:

- Abramowitz, M., and Stegun, I.A. 1964, *Handbook of Mathematical Functions*, Applied Mathematics Series, Volume 55 (Washington: National Bureau of Standards; reprinted 1968 by Dover Publications, New York), pp. xiii, 697. [1]
- Gautschi, W. 1967, *SIAM Review*, vol. 9, pp. 24–82. [2]
- Lakshmikantham, V., and Trigiante, D. 1988, *Theory of Difference Equations: Numerical Methods and Applications* (San Diego: Academic Press). [3]
- Acton, F.S. 1970, *Numerical Methods That Work*, 1990, corrected edition (Washington: Mathematical Association of America), pp. 20ff. [4]
- Clenshaw, C.W. 1962, *Mathematical Tables*, vol. 5, National Physical Laboratory (London: H.M. Stationery Office). [5]
- Dahlquist, G., and Bjorck, A. 1974, *Numerical Methods* (Englewood Cliffs, NJ: Prentice-Hall), §4.4.3, p. 111.
- Goodwin, E.T. (ed.) 1961, *Modern Computing Methods*, 2nd ed. (New York: Philosophical Library), p. 76.

## 5.6 Quadratic and Cubic Equations

The roots of simple algebraic equations can be viewed as being functions of the equations' coefficients. We are taught these functions in elementary algebra. Yet, surprisingly many people don't know the right way to solve a quadratic equation with two real roots, or to obtain the roots of a cubic equation.

There are two ways to write the solution of the *quadratic equation*

$$ax^2 + bx + c = 0 \quad (5.6.1)$$

with real coefficients  $a, b, c$ , namely

$$x = \frac{-b \pm \sqrt{b^2 - 4ac}}{2a} \quad (5.6.2)$$

and

$$x = \frac{2c}{-b \pm \sqrt{b^2 - 4ac}} \quad (5.6.3)$$

If you use *either* (5.6.2) or (5.6.3) to get the two roots, you are asking for trouble: If either  $a$  or  $c$  (or both) are small, then one of the roots will involve the subtraction of  $b$  from a very nearly equal quantity (the discriminant); you will get that root very inaccurately. The correct way to compute the roots is

$$q \equiv -\frac{1}{2} \left[ b + \operatorname{sgn}(b) \sqrt{b^2 - 4ac} \right] \quad (5.6.4)$$

Then the two roots are

$$x_1 = \frac{q}{a} \quad \text{and} \quad x_2 = \frac{c}{q} \quad (5.6.5)$$

If the coefficients  $a, b, c$ , are complex rather than real, then the above formulas still hold, except that in equation (5.6.4) the sign of the square root should be chosen so as to make

$$\operatorname{Re}(b^* \sqrt{b^2 - 4ac}) \geq 0 \quad (5.6.6)$$

where  $\operatorname{Re}$  denotes the real part and asterisk denotes complex conjugation.

Apropos of quadratic equations, this seems a convenient place to recall that the inverse hyperbolic functions  $\sinh^{-1}$  and  $\cosh^{-1}$  are in fact just logarithms of solutions to such equations,

$$\sinh^{-1}(x) = \ln(x + \sqrt{x^2 + 1}) \quad (5.6.7)$$

$$\cosh^{-1}(x) = \pm \ln(x + \sqrt{x^2 - 1}) \quad (5.6.8)$$

Equation (5.6.7) is numerically robust for  $x \geq 0$ . For negative  $x$ , use the symmetry  $\sinh^{-1}(-x) = -\sinh^{-1}(x)$ . Equation (5.6.8) is of course valid only for  $x \geq 1$ .

For the *cubic equation*

$$x^3 + ax^2 + bx + c = 0 \quad (5.6.9)$$

with real or complex coefficients  $a, b, c$ , first compute

$$Q \equiv \frac{a^2 - 3b}{9} \quad \text{and} \quad R \equiv \frac{2a^3 - 9ab + 27c}{54} \quad (5.6.10)$$

If  $Q$  and  $R$  are real (always true when  $a, b, c$  are real) and  $R^2 < Q^3$ , then the cubic equation has three real roots. Find them by computing

$$\theta = \arccos(R/\sqrt{Q^3}) \quad (5.6.11)$$

in terms of which the three roots are

$$\begin{aligned}x_1 &= -2\sqrt{Q}\cos\left(\frac{\theta}{3}\right) - \frac{a}{3} \\x_2 &= -2\sqrt{Q}\cos\left(\frac{\theta + 2\pi}{3}\right) - \frac{a}{3} \\x_3 &= -2\sqrt{Q}\cos\left(\frac{\theta - 2\pi}{3}\right) - \frac{a}{3}\end{aligned}\quad (5.6.12)$$

(This equation first appears in Chapter VI of François Viète's treatise "De emendatione," published in 1615!)

Otherwise, compute

$$A = -\left[R + \sqrt{R^2 - Q^3}\right]^{1/3} \quad (5.6.13)$$

where the sign of the square root is chosen to make

$$\operatorname{Re}(R^* \sqrt{R^2 - Q^3}) \geq 0 \quad (5.6.14)$$

(asterisk again denoting complex conjugation). If  $Q$  and  $R$  are both real, equations (5.6.13)–(5.6.14) are equivalent to

$$A = -\operatorname{sgn}(R) \left[|R| + \sqrt{R^2 - Q^3}\right]^{1/3} \quad (5.6.15)$$

where the positive square root is assumed. Next compute

$$B = \begin{cases} Q/A & (A \neq 0) \\ 0 & (A = 0) \end{cases} \quad (5.6.16)$$

in terms of which the three roots are

$$x_1 = (A + B) - \frac{a}{3} \quad (5.6.17)$$

(the single real root when  $a, b, c$  are real) and

$$\begin{aligned}x_2 &= -\frac{1}{2}(A + B) - \frac{a}{3} + i\frac{\sqrt{3}}{2}(A - B) \\x_3 &= -\frac{1}{2}(A + B) - \frac{a}{3} - i\frac{\sqrt{3}}{2}(A - B)\end{aligned}\quad (5.6.18)$$

(in that same case, a complex conjugate pair). Equations (5.6.13)–(5.6.16) are arranged both to minimize roundoff error, and also (as pointed out by A.J. Glassman) to ensure that no choice of branch for the complex cube root can result in the spurious loss of a distinct root.

If you need to solve many cubic equations with only slightly different coefficients, it is more efficient to use Newton's method (§9.4).

#### CITED REFERENCES AND FURTHER READING:

- Weast, R.C. (ed.) 1967, *Handbook of Tables for Mathematics*, 3rd ed. (Cleveland: The Chemical Rubber Co.), pp. 130–133.
- Pachner, J. 1983, *Handbook of Numerical Analysis Applications* (New York: McGraw-Hill), §6.1.
- McKelvey, J.P. 1984, *American Journal of Physics*, vol. 52, pp. 269–270; see also vol. 53, p. 775, and vol. 55, pp. 374–375.



## 5.7 Numerical Derivatives

Imagine that you have a procedure which computes a function  $f(x)$ , and now you want to compute its derivative  $f'(x)$ . Easy, right? The definition of the derivative, the limit as  $h \rightarrow 0$  of

$$f'(x) \approx \frac{f(x+h) - f(x)}{h} \quad (5.7.1)$$

practically suggests the program: Pick a small value  $h$ ; evaluate  $f(x+h)$ ; you probably have  $f(x)$  already evaluated, but if not, do it too; finally apply equation (5.7.1). What more needs to be said?

Quite a lot, actually. Applied uncritically, the above procedure is almost guaranteed to produce inaccurate results. Applied properly, it can be the right way to compute a derivative only when the function  $f$  is *fiercely* expensive to compute, when you already have invested in computing  $f(x)$ , and when, therefore, you want to get the derivative in no more than a single additional function evaluation. In such a situation, the remaining issue is to choose  $h$  properly, an issue we now discuss:

There are two sources of error in equation (5.7.1), truncation error and roundoff error. The truncation error comes from higher terms in the Taylor series expansion,

$$f(x+h) = f(x) + hf'(x) + \frac{1}{2}h^2 f''(x) + \frac{1}{6}h^3 f'''(x) + \dots \quad (5.7.2)$$

whence

$$\frac{f(x+h) - f(x)}{h} = f' + \frac{1}{2}hf'' + \dots \quad (5.7.3)$$

The roundoff error has various contributions. First there is roundoff error in  $h$ : Suppose, by way of an example, that you are at a point  $x = 10.3$  and you blindly choose  $h = 0.0001$ . Neither  $x = 10.3$  nor  $x+h = 10.30001$  is a number with an exact representation in binary; each is therefore represented with some fractional error characteristic of the machine's floating-point format,  $\epsilon_m$ , whose value in single precision may be  $\sim 10^{-7}$ . The error in the *effective* value of  $h$ , namely the difference between  $x+h$  and  $x$  as represented in the machine, is therefore on the order of  $\epsilon_m x$ , which implies a fractional error in  $h$  of order  $\sim \epsilon_m x/h \sim 10^{-2}$ ! By equation (5.7.1) this immediately implies at least the same large fractional error in the derivative.

We arrive at Lesson 1: Always choose  $h$  so that  $x+h$  and  $x$  differ by an exactly representable number. This can usually be accomplished by the program steps

$$\begin{aligned} \text{temp} &= x + h \\ h &= \text{temp} - x \end{aligned} \quad (5.7.4)$$

Some optimizing compilers, and some computers whose floating-point chips have higher internal accuracy than is stored externally, can foil this trick; if so, it is usually enough to declare `temp` as `volatile`, or else to call a dummy function `donothing(temp)` between the two equations (5.7.4). This forces `temp` into and out of addressable memory.

## 5.7 Numerical Derivatives

Imagine that you have a procedure which computes a function  $f(x)$ , and now you want to compute its derivative  $f'(x)$ . Easy, right? The definition of the derivative, the limit as  $h \rightarrow 0$  of

$$f'(x) \approx \frac{f(x+h) - f(x)}{h} \quad (5.7.1)$$

practically suggests the program: Pick a small value  $h$ ; evaluate  $f(x+h)$ ; you probably have  $f(x)$  already evaluated, but if not, do it too; finally apply equation (5.7.1). What more needs to be said?

Quite a lot, actually. Applied uncritically, the above procedure is almost guaranteed to produce inaccurate results. Applied properly, it can be the right way to compute a derivative only when the function  $f$  is *fiercely* expensive to compute, when you already have invested in computing  $f(x)$ , and when, therefore, you want to get the derivative in no more than a single additional function evaluation. In such a situation, the remaining issue is to choose  $h$  properly, an issue we now discuss:

There are two sources of error in equation (5.7.1), truncation error and roundoff error. The truncation error comes from higher terms in the Taylor series expansion,

$$f(x+h) = f(x) + hf'(x) + \frac{1}{2}h^2 f''(x) + \frac{1}{6}h^3 f'''(x) + \dots \quad (5.7.2)$$

whence

$$\frac{f(x+h) - f(x)}{h} = f' + \frac{1}{2}hf'' + \dots \quad (5.7.3)$$

The roundoff error has various contributions. First there is roundoff error in  $h$ : Suppose, by way of an example, that you are at a point  $x = 10.3$  and you blindly choose  $h = 0.0001$ . Neither  $x = 10.3$  nor  $x+h = 10.30001$  is a number with an exact representation in binary; each is therefore represented with some fractional error characteristic of the machine's floating-point format,  $\epsilon_m$ , whose value in single precision may be  $\sim 10^{-7}$ . The error in the *effective* value of  $h$ , namely the difference between  $x+h$  and  $x$  as represented in the machine, is therefore on the order of  $\epsilon_m x$ , which implies a fractional error in  $h$  of order  $\sim \epsilon_m x/h \sim 10^{-2}$ ! By equation (5.7.1) this immediately implies at least the same large fractional error in the derivative.

We arrive at Lesson 1: Always choose  $h$  so that  $x+h$  and  $x$  differ by an exactly representable number. This can usually be accomplished by the program steps

$$\begin{aligned} \text{temp} &= x + h \\ h &= \text{temp} - x \end{aligned} \quad (5.7.4)$$

Some optimizing compilers, and some computers whose floating-point chips have higher internal accuracy than is stored externally, can foil this trick; if so, it is usually enough to declare `temp` as `volatile`, or else to call a dummy function `donothing(temp)` between the two equations (5.7.4). This forces `temp` into and out of addressable memory.

With  $h$  an “exact” number, the roundoff error in equation (5.7.1) is  $e_r \sim \epsilon_f |f(x)/h|$ . Here  $\epsilon_f$  is the fractional accuracy with which  $f$  is computed; for a simple function this may be comparable to the machine accuracy,  $\epsilon_f \approx \epsilon_m$ , but for a complicated calculation with additional sources of inaccuracy it may be larger. The truncation error in equation (5.7.3) is on the order of  $e_t \sim |hf''(x)|$ . Varying  $h$  to minimize the sum  $e_r + e_t$  gives the optimal choice of  $h$ ,

$$h \sim \sqrt{\frac{\epsilon_f f}{f''}} \approx \sqrt{\epsilon_f} x_c \quad (5.7.5)$$

where  $x_c \equiv (f/f'')^{1/2}$  is the “curvature scale” of the function  $f$ , or “characteristic scale” over which it changes. In the absence of any other information, one often assumes  $x_c = x$  (except near  $x = 0$  where some other estimate of the typical  $x$  scale should be used).

With the choice of equation (5.7.5), the fractional accuracy of the computed derivative is

$$(e_r + e_t)/|f'| \sim \sqrt{\epsilon_f} (f f'' / f'^2)^{1/2} \sim \sqrt{\epsilon_f} \quad (5.7.6)$$

Here the last order-of-magnitude equality assumes that  $f$ ,  $f'$ , and  $f''$  all share the same characteristic length scale, usually the case. One sees that the simple finite-difference equation (5.7.1) gives *at best* only the square root of the machine accuracy  $\epsilon_m$ .

If you can afford two function evaluations for each derivative calculation, then it is significantly better to use the symmetrized form

$$f'(x) \approx \frac{f(x+h) - f(x-h)}{2h} \quad (5.7.7)$$

In this case, by equation (5.7.2), the truncation error is  $e_t \sim h^2 f'''$ . The roundoff error  $e_r$  is about the same as before. The optimal choice of  $h$ , by a short calculation analogous to the one above, is now

$$h \sim \left( \frac{\epsilon_f f}{f'''} \right)^{1/3} \sim (\epsilon_f)^{1/3} x_c \quad (5.7.8)$$

and the fractional error is

$$(e_r + e_t)/|f'| \sim (\epsilon_f)^{2/3} f^{2/3} (f''')^{1/3} / f' \sim (\epsilon_f)^{2/3} \quad (5.7.9)$$

which will typically be an order of magnitude (single precision) or two orders of magnitude (double precision) *better* than equation (5.7.6). We have arrived at Lesson 2: Choose  $h$  to be *the correct* power of  $\epsilon_f$  or  $\epsilon_m$  times a characteristic scale  $x_c$ .

You can easily derive the correct powers for other cases [1]. For a function of two dimensions, for example, and the mixed derivative formula

$$\frac{\partial^2 f}{\partial x \partial y} = \frac{[f(x+h, y+h) - f(x+h, y-h)] - [f(x-h, y+h) - f(x-h, y-h)]}{4h^2} \quad (5.7.10)$$

the correct scaling is  $h \sim \epsilon_f^{1/4} x_c$ .

It is disappointing, certainly, that no simple finite-difference formula like equation (5.7.1) or (5.7.7) gives an accuracy comparable to the machine accuracy  $\epsilon_m$ , or even the lower accuracy to which  $f$  is evaluated,  $\epsilon_f$ . Are there no better methods?

Yes, there are. All, however, involve exploration of the function's behavior over scales comparable to  $x_c$ , plus some assumption of smoothness, or analyticity, so that the high-order terms in a Taylor expansion like equation (5.7.2) have some meaning. Such methods also involve multiple evaluations of the function  $f$ , so their increased accuracy must be weighed against increased cost.

The general idea of "Richardson's deferred approach to the limit" is particularly attractive. For numerical integrals, that idea leads to so-called Romberg integration (for review, see §4.3). For derivatives, one seeks to extrapolate, to  $h \rightarrow 0$ , the result of finite-difference calculations with smaller and smaller finite values of  $h$ . By the use of Neville's algorithm (§3.1), one uses each new finite-difference calculation to produce both an extrapolation of higher order, and also extrapolations of previous, lower, orders but with smaller scales  $h$ . Ridders [2] has given a nice implementation of this idea; the following program, `dfridr`, is based on his algorithm, modified by an improved termination criterion. Input to the routine is a function  $f$  (called `func`), a position  $x$ , and a *largest* stepsize  $h$  (more analogous to what we have called  $x_c$  above than to what we have called  $h$ ). Output is the returned value of the derivative, and an estimate of its error, `err`.

```
#include <math.h>
#include "nrutil.h"
#define CON 1.4           Stepsize is decreased by CON at each iteration.
#define CON2 (CON*CON)
#define BIG 1.0e30
#define NTAB 10          Sets maximum size of tableau.
#define SAFE 2.0         Return when error is SAFE worse than the best so
                        far.

float dfridr(float (*func)(float), float x, float h, float *err)
Returns the derivative of a function func at a point x by Ridders' method of polynomial
extrapolation. The value h is input as an estimated initial stepsize; it need not be small, but
rather should be an increment in x over which func changes substantially. An estimate of the
error in the derivative is returned as err.
{
    int i,j;
    float errt,fac,hh,**a,ans;

    if (h == 0.0) nrerror("h must be nonzero in dfridr.");
    a=matrix(1,NTAB,1,NTAB);
    hh=h;
    a[1][1]=((*func)(x+hh)-(*func)(x-hh))/(2.0*hh);
    *err=BIG;
    for (i=2;i<=NTAB;i++) {
        Successive columns in the Neville tableau will go to smaller stepsizes and higher orders of
        extrapolation.
        hh /= CON;
        a[1][i]=((*func)(x+hh)-(*func)(x-hh))/(2.0*hh);    Try new, smaller step-
        fac=CON2;                                           size.
        for (j=2;j<=i;j++) {                                Compute extrapolations of various orders, requiring
            a[j][i]=(a[j-1][i]*fac-a[j-1][i-1])/(fac-1.0);    no new function eval-
            fac=CON2*fac;                                     uations.
            errt=FMAX(fabs(a[j][i]-a[j-1][i]),fabs(a[j][i]-a[j-1][i-1]));
        }
    }
}
```

```

    The error strategy is to compare each new extrapolation to one order lower, both
    at the present stepsize and the previous one.
    if (errt <= *err) {      If error is decreased, save the improved answer.
        *err=errt;
        ans=a[j][i];
    }
}
if (fabs(a[i][i]-a[i-1][i-1]) >= SAFE>(*err)) break;
    If higher order is worse by a significant factor SAFE, then quit early.
}
free_matrix(a,1,NTAB,1,NTAB);
return ans;
}

```

In `dfriodr`, the number of evaluations of `func` is typically 6 to 12, but is allowed to be as great as  $2 \times \text{NTAB}$ . As a function of input  $h$ , it is typical for the accuracy to get *better* as  $h$  is made larger, until a sudden point is reached where nonsensical extrapolation produces early return with a large error. You should therefore choose a fairly large value for  $h$ , but monitor the returned value `err`, decreasing  $h$  if it is not small. For functions whose characteristic  $x$  scale is of order unity, we typically take  $h$  to be a few tenths.

Besides Ridders' method, there are other possible techniques. If your function is fairly smooth, and you know that you will want to evaluate its derivative many times at arbitrary points in some interval, then it makes sense to construct a Chebyshev polynomial approximation to the function in that interval, and to evaluate the derivative directly from the resulting Chebyshev coefficients. This method is described in §§5.8–5.9, following.

Another technique applies when the function consists of data that is tabulated at equally spaced intervals, and perhaps also noisy. One might then want, at each point, to least-squares *fit* a polynomial of some degree  $M$ , using an additional number  $n_L$  of points to the left and some number  $n_R$  of points to the right of each desired  $x$  value. The estimated derivative is then the derivative of the resulting fitted polynomial. A very efficient way to do this construction is via Savitzky-Golay smoothing filters, which will be discussed later, in §14.8. There we will give a routine for getting filter coefficients that not only construct the fitting polynomial but, in the accumulation of a single sum of data points times filter coefficients, evaluate it as well. In fact, the routine given, `savgol`, has an argument `ld` that determines which derivative of the fitted polynomial is evaluated. For the first derivative, the appropriate setting is `ld=1`, and the value of the derivative is the accumulated sum divided by the sampling interval  $h$ .

#### CITED REFERENCES AND FURTHER READING:

- Dennis, J.E., and Schnabel, R.B. 1983, *Numerical Methods for Unconstrained Optimization and Nonlinear Equations* (Englewood Cliffs, NJ: Prentice-Hall), §§5.4–5.6. [1]  
 Ridders, C.J.F. 1982, *Advances in Engineering Software*, vol. 4, no. 2, pp. 75–76. [2]

## 5.8 Chebyshev Approximation

The Chebyshev polynomial of degree  $n$  is denoted  $T_n(x)$ , and is given by the explicit formula

$$T_n(x) = \cos(n \arccos x) \quad (5.8.1)$$

This may look trigonometric at first glance (and there is in fact a close relation between the Chebyshev polynomials and the discrete Fourier transform); however (5.8.1) can be combined with trigonometric identities to yield explicit expressions for  $T_n(x)$  (see Figure 5.8.1),

$$\begin{aligned} T_0(x) &= 1 \\ T_1(x) &= x \\ T_2(x) &= 2x^2 - 1 \\ T_3(x) &= 4x^3 - 3x \\ T_4(x) &= 8x^4 - 8x^2 + 1 \\ &\dots \\ T_{n+1}(x) &= 2xT_n(x) - T_{n-1}(x) \quad n \geq 1. \end{aligned} \quad (5.8.2)$$

(There also exist inverse formulas for the powers of  $x$  in terms of the  $T_n$ 's — see equations 5.11.2-5.11.3.)

The Chebyshev polynomials are orthogonal in the interval  $[-1, 1]$  over a weight  $(1 - x^2)^{-1/2}$ . In particular,

$$\int_{-1}^1 \frac{T_i(x)T_j(x)}{\sqrt{1-x^2}} dx = \begin{cases} 0 & i \neq j \\ \pi/2 & i = j \neq 0 \\ \pi & i = j = 0 \end{cases} \quad (5.8.3)$$

The polynomial  $T_n(x)$  has  $n$  zeros in the interval  $[-1, 1]$ , and they are located at the points

$$x = \cos\left(\frac{\pi(k - \frac{1}{2})}{n}\right) \quad k = 1, 2, \dots, n \quad (5.8.4)$$

In this same interval there are  $n + 1$  extrema (maxima and minima), located at

$$x = \cos\left(\frac{\pi k}{n}\right) \quad k = 0, 1, \dots, n \quad (5.8.5)$$

At all of the maxima  $T_n(x) = 1$ , while at all of the minima  $T_n(x) = -1$ ; it is precisely this property that makes the Chebyshev polynomials so useful in polynomial approximation of functions.

## 5.8 Chebyshev Approximation

The Chebyshev polynomial of degree  $n$  is denoted  $T_n(x)$ , and is given by the explicit formula

$$T_n(x) = \cos(n \arccos x) \quad (5.8.1)$$

This may look trigonometric at first glance (and there is in fact a close relation between the Chebyshev polynomials and the discrete Fourier transform); however (5.8.1) can be combined with trigonometric identities to yield explicit expressions for  $T_n(x)$  (see Figure 5.8.1),

$$\begin{aligned} T_0(x) &= 1 \\ T_1(x) &= x \\ T_2(x) &= 2x^2 - 1 \\ T_3(x) &= 4x^3 - 3x \\ T_4(x) &= 8x^4 - 8x^2 + 1 \\ &\dots \\ T_{n+1}(x) &= 2xT_n(x) - T_{n-1}(x) \quad n \geq 1. \end{aligned} \quad (5.8.2)$$

(There also exist inverse formulas for the powers of  $x$  in terms of the  $T_n$ 's — see equations 5.11.2-5.11.3.)

The Chebyshev polynomials are orthogonal in the interval  $[-1, 1]$  over a weight  $(1 - x^2)^{-1/2}$ . In particular,

$$\int_{-1}^1 \frac{T_i(x)T_j(x)}{\sqrt{1-x^2}} dx = \begin{cases} 0 & i \neq j \\ \pi/2 & i = j \neq 0 \\ \pi & i = j = 0 \end{cases} \quad (5.8.3)$$

The polynomial  $T_n(x)$  has  $n$  zeros in the interval  $[-1, 1]$ , and they are located at the points

$$x = \cos\left(\frac{\pi(k - \frac{1}{2})}{n}\right) \quad k = 1, 2, \dots, n \quad (5.8.4)$$

In this same interval there are  $n + 1$  extrema (maxima and minima), located at

$$x = \cos\left(\frac{\pi k}{n}\right) \quad k = 0, 1, \dots, n \quad (5.8.5)$$

At all of the maxima  $T_n(x) = 1$ , while at all of the minima  $T_n(x) = -1$ ; it is precisely this property that makes the Chebyshev polynomials so useful in polynomial approximation of functions.

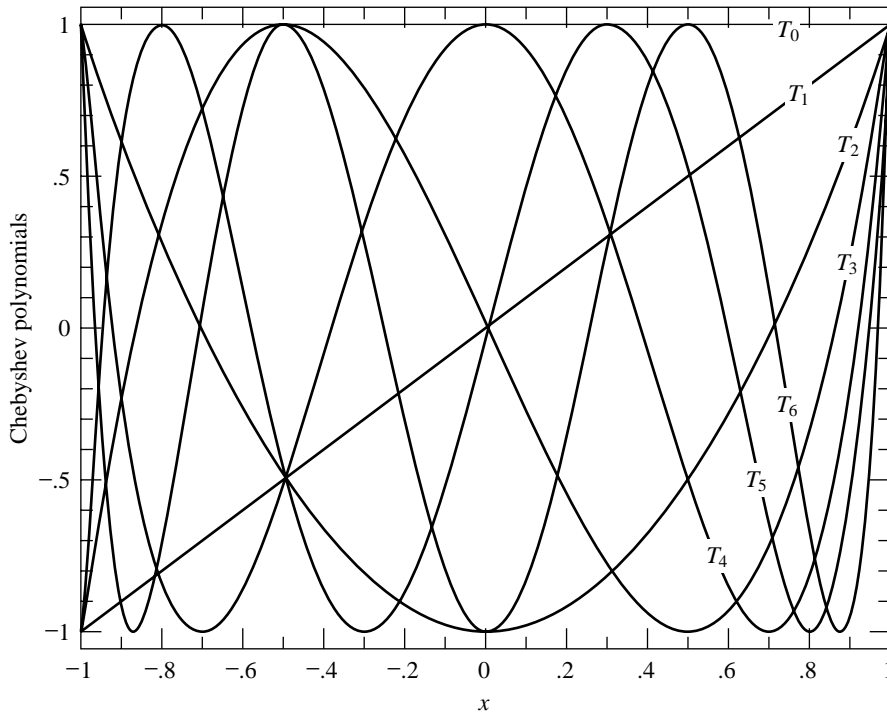


Figure 5.8.1. Chebyshev polynomials  $T_0(x)$  through  $T_6(x)$ . Note that  $T_j$  has  $j$  roots in the interval  $(-1, 1)$  and that all the polynomials are bounded between  $\pm 1$ .

The Chebyshev polynomials satisfy a discrete orthogonality relation as well as the continuous one (5.8.3): If  $x_k$  ( $k = 1, \dots, m$ ) are the  $m$  zeros of  $T_m(x)$  given by (5.8.4), and if  $i, j < m$ , then

$$\sum_{k=1}^m T_i(x_k)T_j(x_k) = \begin{cases} 0 & i \neq j \\ m/2 & i = j \neq 0 \\ m & i = j = 0 \end{cases} \quad (5.8.6)$$

It is not too difficult to combine equations (5.8.1), (5.8.4), and (5.8.6) to prove the following theorem: If  $f(x)$  is an arbitrary function in the interval  $[-1, 1]$ , and if  $N$  coefficients  $c_j, j = 0, \dots, N - 1$ , are defined by

$$\begin{aligned} c_j &= \frac{2}{N} \sum_{k=1}^N f(x_k)T_j(x_k) \\ &= \frac{2}{N} \sum_{k=1}^N f \left[ \cos \left( \frac{\pi(k - \frac{1}{2})}{N} \right) \right] \cos \left( \frac{\pi j(k - \frac{1}{2})}{N} \right) \end{aligned} \quad (5.8.7)$$

then the approximation formula

$$f(x) \approx \left[ \sum_{k=0}^{N-1} c_k T_k(x) \right] - \frac{1}{2}c_0 \quad (5.8.8)$$

Sample page from NUMERICAL RECIPES IN C: THE ART OF SCIENTIFIC COMPUTING (ISBN 0-521-43108-5)  
 Copyright (C) 1988-1992 by Cambridge University Press. Programs Copyright (C) 1988-1992 by Numerical Recipes Software.  
 Permission is granted for internet users to make one paper copy for their own personal use. Further reproduction, or any copying of machine-readable files (including this one), to any server computer, is strictly prohibited. To order Numerical Recipes books or CDROMs, visit website <http://www.nr.com> or call 1-800-872-7423 (North America only), or send email to [directcustserv@cambridge.org](mailto:directcustserv@cambridge.org) (outside North America).



is *exact* for  $x$  equal to all of the  $N$  zeros of  $T_N(x)$ .

For a fixed  $N$ , equation (5.8.8) is a polynomial in  $x$  which approximates the function  $f(x)$  in the interval  $[-1, 1]$  (where all the zeros of  $T_N(x)$  are located). Why is this particular approximating polynomial better than any other one, exact on some other set of  $N$  points? The answer is *not* that (5.8.8) is necessarily more accurate than some other approximating polynomial of the same order  $N$  (for some specified definition of “accurate”), but rather that (5.8.8) can be truncated to a polynomial of *lower* degree  $m \ll N$  in a very graceful way, one that *does* yield the “most accurate” approximation of degree  $m$  (in a sense that can be made precise). Suppose  $N$  is so large that (5.8.8) is virtually a perfect approximation of  $f(x)$ . Now consider the truncated approximation

$$f(x) \approx \left[ \sum_{k=0}^{m-1} c_k T_k(x) \right] - \frac{1}{2} c_0 \quad (5.8.9)$$

with the same  $c_j$ 's, computed from (5.8.7). Since the  $T_k(x)$ 's are all bounded between  $\pm 1$ , the difference between (5.8.9) and (5.8.8) can be no larger than the sum of the neglected  $c_k$ 's ( $k = m, \dots, N - 1$ ). In fact, if the  $c_k$ 's are rapidly decreasing (which is the typical case), then the error is dominated by  $c_m T_m(x)$ , an oscillatory function with  $m + 1$  equal extrema distributed smoothly over the interval  $[-1, 1]$ . This smooth spreading out of the error is a very important property: The Chebyshev approximation (5.8.9) is very nearly the same polynomial as that holy grail of approximating polynomials the *minimax polynomial*, which (among all polynomials of the same degree) has the smallest maximum deviation from the true function  $f(x)$ . The minimax polynomial is very difficult to find; the Chebyshev approximating polynomial is almost identical and is very easy to compute!

So, given some (perhaps difficult) means of computing the function  $f(x)$ , we now need algorithms for implementing (5.8.7) and (after inspection of the resulting  $c_k$ 's and choice of a truncating value  $m$ ) evaluating (5.8.9). The latter equation then becomes an easy way of computing  $f(x)$  for all subsequent time.

The first of these tasks is straightforward. A generalization of equation (5.8.7) that is here implemented is to allow the range of approximation to be between two arbitrary limits  $a$  and  $b$ , instead of just  $-1$  to  $1$ . This is effected by a change of variable

$$y \equiv \frac{x - \frac{1}{2}(b+a)}{\frac{1}{2}(b-a)} \quad (5.8.10)$$

and by the approximation of  $f(x)$  by a Chebyshev polynomial in  $y$ .

```
#include <math.h>
#include "nrutil.h"
#define PI 3.141592653589793
```

```
void chebft(float a, float b, float c[], int n, float (*func)(float))
Chebyshev fit: Given a function func, lower and upper limits of the interval [a,b], and a
maximum degree n, this routine computes the n coefficients c[0..n-1] such that func(x) ≈
[∑_{k=0}^{n-1} c_k T_k(y)] - c_0/2, where y and x are related by (5.8.10). This routine is to be used with
moderately large n (e.g., 30 or 50), the array of c's subsequently to be truncated at the smaller
value m such that c_m and subsequent elements are negligible.
{
    int k,j;
    float fac,bpa,bma,*f;
```

```

f=vector(0,n-1);
bma=0.5*(b-a);
bpa=0.5*(b+a);
for (k=0;k<n;k++) {
    float y=cos(PI*(k+0.5)/n);
    f[k]=(*func)(y*bma+bpa);
}
fac=2.0/n;
for (j=0;j<n;j++) {
    double sum=0.0;
    for (k=0;k<n;k++)
        sum += f[k]*cos(PI*j*(k+0.5)/n);
    c[j]=fac*sum;
}
free_vector(f,0,n-1);
}

```

We evaluate the function at the  $n$  points required by (5.8.7).

We will accumulate the sum in double precision, a nicety that you can ignore.

(If you find that the execution time of `chebft` is dominated by the calculation of  $N^2$  cosines, rather than by the  $N$  evaluations of your function, then you should look ahead to §12.3, especially equation 12.3.22, which shows how fast cosine transform methods can be used to evaluate equation 5.8.7.)

Now that we have the Chebyshev coefficients, how do we evaluate the approximation? One could use the recurrence relation of equation (5.8.2) to generate values for  $T_k(x)$  from  $T_0 = 1, T_1 = x$ , while also accumulating the sum of (5.8.9). It is better to use Clenshaw's recurrence formula (§5.5), effecting the two processes simultaneously. Applied to the Chebyshev series (5.8.9), the recurrence is

$$\begin{aligned}
 d_{m+1} &\equiv d_m \equiv 0 \\
 d_j &= 2xd_{j+1} - d_{j+2} + c_j \quad j = m-1, m-2, \dots, 1 \\
 f(x) &\equiv d_0 = xd_1 - d_2 + \frac{1}{2}c_0
 \end{aligned}
 \tag{5.8.11}$$

```

float chebev(float a, float b, float c[], int m, float x)
Chebyshev evaluation: All arguments are input. c[0..m-1] is an array of Chebyshev coefficients, the first m elements of c output from chebft (which must have been called with the same a and b). The Chebyshev polynomial  $\sum_{k=0}^{m-1} c_k T_k(y) - c_0/2$  is evaluated at a point  $y = [x - (b+a)/2]/[(b-a)/2]$ , and the result is returned as the function value.
{
    void nrerror(char error_text[]);
    float d=0.0, dd=0.0, sv, y, y2;
    int j;

    if ((x-a)*(x-b) > 0.0) nrerror("x not in range in routine chebev");
    y2=2.0*(y=(2.0*x-a-b)/(b-a));
    for (j=m-1; j>=1; j--) {
        sv=d;
        d=y2*d-dd+c[j];
        dd=sv;
    }
    return y*d-dd+0.5*c[0];
}

```

Change of variable.

Clenshaw's recurrence.

Last step is different.

If we are approximating an *even* function on the interval  $[-1, 1]$ , its expansion will involve only even Chebyshev polynomials. It is wasteful to call `chebev` with all the odd coefficients zero [1]. Instead, using the half-angle identity for the cosine in equation (5.8.1), we get the relation

$$T_{2n}(x) = T_n(2x^2 - 1) \quad (5.8.12)$$

Thus we can evaluate a series of even Chebyshev polynomials by calling `chebev` with the even coefficients stored consecutively in the array `c`, but with the argument `x` replaced by  $2x^2 - 1$ .

An odd function will have an expansion involving only odd Chebyshev polynomials. It is best to rewrite it as an expansion for the function  $f(x)/x$ , which involves only even Chebyshev polynomials. This will give accurate values for  $f(x)/x$  near  $x = 0$ . The coefficients  $c'_n$  for  $f(x)/x$  can be found from those for  $f(x)$  by recurrence:

$$\begin{aligned} c'_{N+1} &= 0 \\ c'_{n-1} &= 2c_n - c'_{n+1}, \quad n = N-1, N-3, \dots \end{aligned} \quad (5.8.13)$$

Equation (5.8.13) follows from the recurrence relation in equation (5.8.2).

If you insist on evaluating an odd Chebyshev series, the efficient way is to once again use `chebev` with `x` replaced by  $y = 2x^2 - 1$ , and with the odd coefficients stored consecutively in the array `c`. Now, however, you must also change the last formula in equation (5.8.11) to be

$$f(x) = x[(2y - 1)d_1 - d_2 + c_0] \quad (5.8.14)$$

and change the corresponding line in `chebev`.

#### CITED REFERENCES AND FURTHER READING:

- Clenshaw, C.W. 1962, *Mathematical Tables*, vol. 5, National Physical Laboratory, (London: H.M. Stationery Office). [1]
- Goodwin, E.T. (ed.) 1961, *Modern Computing Methods*, 2nd ed. (New York: Philosophical Library), Chapter 8.
- Dahlquist, G., and Bjorck, A. 1974, *Numerical Methods* (Englewood Cliffs, NJ: Prentice-Hall), §4.4.1, p. 104.
- Johnson, L.W., and Riess, R.D. 1982, *Numerical Analysis*, 2nd ed. (Reading, MA: Addison-Wesley), §6.5.2, p. 334.
- Carnahan, B., Luther, H.A., and Wilkes, J.O. 1969, *Applied Numerical Methods* (New York: Wiley), §1.10, p. 39.

## 5.9 Derivatives or Integrals of a Chebyshev-approximated Function

If you have obtained the Chebyshev coefficients that approximate a function in a certain range (e.g., from `chebft` in §5.8), then it is a simple matter to transform them to Chebyshev coefficients corresponding to the derivative or integral of the function. Having done this, you can evaluate the derivative or integral just as if it were a function that you had Chebyshev-fitted *ab initio*.

The relevant formulas are these: If  $c_i$ ,  $i = 0, \dots, m - 1$  are the coefficients that approximate a function  $f$  in equation (5.8.9),  $C_i$  are the coefficients that approximate the indefinite integral of  $f$ , and  $c'_i$  are the coefficients that approximate the derivative of  $f$ , then

$$C_i = \frac{c_{i-1} - c_{i+1}}{2i} \quad (i > 0) \quad (5.9.1)$$

$$c'_{i-1} = c'_{i+1} + 2ic_i \quad (i = m - 1, m - 2, \dots, 1) \quad (5.9.2)$$

Equation (5.9.1) is augmented by an arbitrary choice of  $C_0$ , corresponding to an arbitrary constant of integration. Equation (5.9.2), which is a recurrence, is started with the values  $c'_m = c'_{m-1} = 0$ , corresponding to no information about the  $m + 1$ st Chebyshev coefficient of the original function  $f$ .

Here are routines for implementing equations (5.9.1) and (5.9.2).

```
void chder(float a, float b, float c[], float cder[], int n)
Given a,b,c[0..n-1], as output from routine chebft §5.8, and given n, the desired degree
of approximation (length of c to be used), this routine returns the array cder[0..n-1], the
Chebyshev coefficients of the derivative of the function whose coefficients are c.
{
  int j;
  float con;

  cder[n-1]=0.0;          n-1 and n-2 are special cases.
  cder[n-2]=2*(n-1)*c[n-1];
  for (j=n-3;j>=0;j--)
    cder[j]=cder[j+2]+2*(j+1)*c[j+1];   Equation (5.9.2).
  con=2.0/(b-a);
  for (j=0;j<n;j++)      Normalize to the interval b-a.
    cder[j] *= con;
}
```

```
void chint(float a, float b, float c[], float cint[], int n)
Given a,b,c[0..n-1], as output from routine chebft §5.8, and given n, the desired degree
of approximation (length of c to be used), this routine returns the array cint[0..n-1], the
Chebyshev coefficients of the integral of the function whose coefficients are c. The constant of
integration is set so that the integral vanishes at a.
{
  int j;
  float sum=0.0, fac=1.0, con;

  con=0.25*(b-a);      Factor that normalizes to the interval b-a.
```

## 5.9 Derivatives or Integrals of a Chebyshev-approximated Function

If you have obtained the Chebyshev coefficients that approximate a function in a certain range (e.g., from `chebft` in §5.8), then it is a simple matter to transform them to Chebyshev coefficients corresponding to the derivative or integral of the function. Having done this, you can evaluate the derivative or integral just as if it were a function that you had Chebyshev-fitted *ab initio*.

The relevant formulas are these: If  $c_i$ ,  $i = 0, \dots, m - 1$  are the coefficients that approximate a function  $f$  in equation (5.8.9),  $C_i$  are the coefficients that approximate the indefinite integral of  $f$ , and  $c'_i$  are the coefficients that approximate the derivative of  $f$ , then

$$C_i = \frac{c_{i-1} - c_{i+1}}{2i} \quad (i > 0) \quad (5.9.1)$$

$$c'_{i-1} = c'_{i+1} + 2ic_i \quad (i = m - 1, m - 2, \dots, 1) \quad (5.9.2)$$

Equation (5.9.1) is augmented by an arbitrary choice of  $C_0$ , corresponding to an arbitrary constant of integration. Equation (5.9.2), which is a recurrence, is started with the values  $c'_m = c'_{m-1} = 0$ , corresponding to no information about the  $m + 1$ st Chebyshev coefficient of the original function  $f$ .

Here are routines for implementing equations (5.9.1) and (5.9.2).

```
void chder(float a, float b, float c[], float cder[], int n)
Given a,b,c[0..n-1], as output from routine chebft §5.8, and given n, the desired degree
of approximation (length of c to be used), this routine returns the array cder[0..n-1], the
Chebyshev coefficients of the derivative of the function whose coefficients are c.
{
  int j;
  float con;

  cder[n-1]=0.0;          n-1 and n-2 are special cases.
  cder[n-2]=2*(n-1)*c[n-1];
  for (j=n-3;j>=0;j--)
    cder[j]=cder[j+2]+2*(j+1)*c[j+1];    Equation (5.9.2).
  con=2.0/(b-a);
  for (j=0;j<n;j++)      Normalize to the interval b-a.
    cder[j] *= con;
}
```

```
void chint(float a, float b, float c[], float cint[], int n)
Given a,b,c[0..n-1], as output from routine chebft §5.8, and given n, the desired degree
of approximation (length of c to be used), this routine returns the array cint[0..n-1], the
Chebyshev coefficients of the integral of the function whose coefficients are c. The constant of
integration is set so that the integral vanishes at a.
{
  int j;
  float sum=0.0, fac=1.0, con;

  con=0.25*(b-a);      Factor that normalizes to the interval b-a.
```

```

for (j=1;j<=n-2;j++) {
  cint[j]=con*(c[j-1]-c[j+1])/j;      Equation (5.9.1).
  sum += fac*cint[j];                Accumulates the constant of integration.
  fac = -fac;                         Will equal ±1.
}
cint[n-1]=con*c[n-2]/(n-1);          Special case of (5.9.1) for n-1.
sum += fac*cint[n-1];
cint[0]=2.0*sum;                      Set the constant of integration.
}

```

## Clenshaw-Curtis Quadrature

Since a smooth function's Chebyshev coefficients  $c_i$  decrease rapidly, generally exponentially, equation (5.9.1) is often quite efficient as the basis for a quadrature scheme. The routines `chebft` and `chint`, used in that order, can be followed by repeated calls to `chebev` if  $\int_a^x f(x)dx$  is required for many different values of  $x$  in the range  $a \leq x \leq b$ .

If only the single definite integral  $\int_a^b f(x)dx$  is required, then `chint` and `chebev` are replaced by the simpler formula, derived from equation (5.9.1),

$$\int_a^b f(x)dx = (b-a) \left[ \frac{1}{2}c_0 - \frac{1}{3}c_2 - \frac{1}{15}c_4 - \cdots - \frac{1}{(2k+1)(2k-1)}c_{2k} - \cdots \right] \quad (5.9.3)$$

where the  $c_i$ 's are as returned by `chebft`. The series can be truncated when  $c_{2k}$  becomes negligible, and the first neglected term gives an error estimate.

This scheme is known as *Clenshaw-Curtis quadrature* [1]. It is often combined with an adaptive choice of  $N$ , the number of Chebyshev coefficients calculated via equation (5.8.7), which is also the number of function evaluations of  $f(x)$ . If a modest choice of  $N$  does not give a sufficiently small  $c_{2k}$  in equation (5.9.3), then a larger value is tried. In this adaptive case, it is even better to replace equation (5.8.7) by the so-called "trapezoidal" or Gauss-Lobatto (§4.5) variant,

$$c_j = \frac{2}{N} \sum_{k=0}^{N'} f \left[ \cos \left( \frac{\pi k}{N} \right) \right] \cos \left( \frac{\pi j k}{N} \right) \quad j = 0, \dots, N-1 \quad (5.9.4)$$

where (N.B.!) the two primes signify that the first and last terms in the sum are to be multiplied by 1/2. If  $N$  is doubled in equation (5.9.4), then half of the new function evaluation points are identical to the old ones, allowing the previous function evaluations to be reused. This feature, plus the analytic weights and abscissas (cosine functions in 5.9.4), give Clenshaw-Curtis quadrature an edge over high-order adaptive Gaussian quadrature (cf. §4.5), which the method otherwise resembles.

If your problem forces you to large values of  $N$ , you should be aware that equation (5.9.4) can be evaluated rapidly, and simultaneously for all the values of  $j$ , by a fast cosine transform. (See §12.3, especially equation 12.3.17.) (We already remarked that the nontrapezoidal form (5.8.7) can also be done by fast cosine methods, cf. equation 12.3.22.)

### CITED REFERENCES AND FURTHER READING:

- Goodwin, E.T. (ed.) 1961, *Modern Computing Methods*, 2nd ed. (New York: Philosophical Library), pp. 78–79.
- Clenshaw, C.W., and Curtis, A.R. 1960, *Numerische Mathematik*, vol. 2, pp. 197–205. [1]

## 5.10 Polynomial Approximation from Chebyshev Coefficients

You may well ask after reading the preceding two sections, “Must I store and evaluate my Chebyshev approximation as an array of Chebyshev coefficients for a transformed variable  $y$ ? Can’t I convert the  $c_k$ ’s into actual polynomial coefficients in the original variable  $x$  and have an approximation of the following form?”

$$f(x) \approx \sum_{k=0}^{m-1} g_k x^k \quad (5.10.1)$$

Yes, you can do this (and we will give you the algorithm to do it), but we caution you against it: Evaluating equation (5.10.1), where the coefficient  $g$ ’s reflect an underlying Chebyshev approximation, usually requires more significant figures than evaluation of the Chebyshev sum directly (as by `chebev`). This is because the Chebyshev polynomials themselves exhibit a rather delicate cancellation: The leading coefficient of  $T_n(x)$ , for example, is  $2^{n-1}$ ; other coefficients of  $T_n(x)$  are even bigger; yet they all manage to combine into a polynomial that lies between  $\pm 1$ . Only when  $m$  is no larger than 7 or 8 should you contemplate writing a Chebyshev fit as a direct polynomial, and even in those cases you should be willing to tolerate two or so significant figures less accuracy than the roundoff limit of your machine.

You get the  $g$ ’s in equation (5.10.1) from the  $c$ ’s output from `chebft` (suitably truncated at a modest value of  $m$ ) by calling in sequence the following two procedures:

```
#include "nrutil.h"

void chebpc(float c[], float d[], int n)
Chebyshev polynomial coefficients. Given a coefficient array c[0..n-1], this routine generates
a coefficient array d[0..n-1] such that  $\sum_{k=0}^{n-1} d_k y^k = \sum_{k=0}^{n-1} c_k T_k(y) - c_0/2$ . The method
is Clenshaw’s recurrence (5.8.11), but now applied algebraically rather than arithmetically.
{
    int k,j;
    float sv,*dd;

    dd=vector(0,n-1);
    for (j=0;j<n;j++) d[j]=dd[j]=0.0;
    d[0]=c[n-1];
    for (j=n-2;j>=1;j--) {
        for (k=n-j;k>=1;k--) {
            sv=d[k];
            d[k]=2.0*d[k-1]-dd[k];
            dd[k]=sv;
        }
        sv=d[0];
        d[0] = -dd[0]+c[j];
        dd[0]=sv;
    }
    for (j=n-1;j>=1;j--)
        d[j]=d[j-1]-dd[j];
    d[0] = -dd[0]+0.5*c[0];
    free_vector(dd,0,n-1);
}
```

## 5.10 Polynomial Approximation from Chebyshev Coefficients

You may well ask after reading the preceding two sections, “Must I store and evaluate my Chebyshev approximation as an array of Chebyshev coefficients for a transformed variable  $y$ ? Can’t I convert the  $c_k$ ’s into actual polynomial coefficients in the original variable  $x$  and have an approximation of the following form?”

$$f(x) \approx \sum_{k=0}^{m-1} g_k x^k \quad (5.10.1)$$

Yes, you can do this (and we will give you the algorithm to do it), but we caution you against it: Evaluating equation (5.10.1), where the coefficient  $g$ ’s reflect an underlying Chebyshev approximation, usually requires more significant figures than evaluation of the Chebyshev sum directly (as by `chebev`). This is because the Chebyshev polynomials themselves exhibit a rather delicate cancellation: The leading coefficient of  $T_n(x)$ , for example, is  $2^{n-1}$ ; other coefficients of  $T_n(x)$  are even bigger; yet they all manage to combine into a polynomial that lies between  $\pm 1$ . Only when  $m$  is no larger than 7 or 8 should you contemplate writing a Chebyshev fit as a direct polynomial, and even in those cases you should be willing to tolerate two or so significant figures less accuracy than the roundoff limit of your machine.

You get the  $g$ ’s in equation (5.10.1) from the  $c$ ’s output from `chebft` (suitably truncated at a modest value of  $m$ ) by calling in sequence the following two procedures:

```
#include "nrutil.h"

void chebpc(float c[], float d[], int n)
Chebyshev polynomial coefficients. Given a coefficient array c[0..n-1], this routine generates
a coefficient array d[0..n-1] such that  $\sum_{k=0}^{n-1} d_k y^k = \sum_{k=0}^{n-1} c_k T_k(y) - c_0/2$ . The method
is Clenshaw’s recurrence (5.8.11), but now applied algebraically rather than arithmetically.
{
    int k,j;
    float sv,*dd;

    dd=vector(0,n-1);
    for (j=0;j<n;j++) d[j]=dd[j]=0.0;
    d[0]=c[n-1];
    for (j=n-2;j>=1;j--) {
        for (k=n-j;k>=1;k--) {
            sv=d[k];
            d[k]=2.0*d[k-1]-dd[k];
            dd[k]=sv;
        }
        sv=d[0];
        d[0] = -dd[0]+c[j];
        dd[0]=sv;
    }
    for (j=n-1;j>=1;j--)
        d[j]=d[j-1]-dd[j];
    d[0] = -dd[0]+0.5*c[0];
    free_vector(dd,0,n-1);
}
```



```

void pcshft(float a, float b, float d[], int n)
Polynomial coefficient shift. Given a coefficient array d[0..n-1], this routine generates a
coefficient array g[0..n-1] such that  $\sum_{k=0}^{n-1} d_k y^k = \sum_{k=0}^{n-1} g_k x^k$ , where  $x$  and  $y$  are related
by (5.8.10), i.e., the interval  $-1 < y < 1$  is mapped to the interval  $a < x < b$ . The array
 $g$  is returned in  $d$ .
{
    int k,j;
    float fac,cnst;

    cnst=2.0/(b-a);
    fac=cnst;
    for (j=1;j<n;j++) {           First we rescale by the factor const...
        d[j] *= fac;
        fac *= cnst;
    }
    cnst=0.5*(a+b);             ...which is then redefined as the desired shift.
    for (j=0;j<=n-2;j++)       We accomplish the shift by synthetic division. Synthetic
        for (k=n-2;k>=j;k--)    division is a miracle of high-school algebra. If you
            d[k] -= cnst*d[k+1]; never learned it, go do so. You won't be sorry.
}

```

## CITED REFERENCES AND FURTHER READING:

Acton, F.S. 1970, *Numerical Methods That Work*; 1990, corrected edition (Washington: Mathematical Association of America), pp. 59, 182–183 [synthetic division].

## 5.11 Economization of Power Series

One particular application of Chebyshev methods, the *economization of power series*, is an occasionally useful technique, with a flavor of getting something for nothing.

Suppose that you are already computing a function by the use of a convergent power series, for example

$$f(x) \equiv 1 - \frac{x}{3!} + \frac{x^2}{5!} - \frac{x^3}{7!} + \dots \quad (5.11.1)$$

(This function is actually  $\sin(\sqrt{x})/\sqrt{x}$ , but pretend you don't know that.) You might be doing a problem that requires evaluating the series many times in some particular interval, say  $[0, (2\pi)^2]$ . Everything is fine, except that the series requires a large number of terms before its error (approximated by the first neglected term, say) is tolerable. In our example, with  $x = (2\pi)^2$ , the first term smaller than  $10^{-7}$  is  $x^{13}/(27!)$ . This then approximates the error of the finite series whose last term is  $x^{12}/(25!)$ .

Notice that because of the large exponent in  $x^{13}$ , the error is *much smaller* than  $10^{-7}$  everywhere in the interval except at the very largest values of  $x$ . This is the feature that allows "economization": if we are willing to let the error elsewhere in the interval rise to about the same value that the first neglected term has at the extreme end of the interval, then we can replace the 13-term series by one that is significantly shorter.

Here are the steps for doing so:

1. Change variables from  $x$  to  $y$ , as in equation (5.8.10), to map the  $x$  interval into  $-1 \leq y \leq 1$ .
2. Find the coefficients of the Chebyshev sum (like equation 5.8.8) that exactly equals your truncated power series (the one with enough terms for accuracy).
3. Truncate this Chebyshev series to a smaller number of terms, using the coefficient of the first neglected Chebyshev polynomial as an estimate of the error.

```

void pcsht(float a, float b, float d[], int n)
Polynomial coefficient shift. Given a coefficient array d[0..n-1], this routine generates a
coefficient array g[0..n-1] such that  $\sum_{k=0}^{n-1} d_k y^k = \sum_{k=0}^{n-1} g_k x^k$ , where  $x$  and  $y$  are related
by (5.8.10), i.e., the interval  $-1 < y < 1$  is mapped to the interval  $a < x < b$ . The array
 $g$  is returned in  $d$ .
{
    int k,j;
    float fac,cnst;

    cnst=2.0/(b-a);
    fac=cnst;
    for (j=1;j<n;j++) {           First we rescale by the factor const...
        d[j] *= fac;
        fac *= cnst;
    }
    cnst=0.5*(a+b);             ...which is then redefined as the desired shift.
    for (j=0;j<=n-2;j++)       We accomplish the shift by synthetic division. Synthetic
        for (k=n-2;k>=j;k--)    division is a miracle of high-school algebra. If you
            d[k] -= cnst*d[k+1]; never learned it, go do so. You won't be sorry.
}

```

## CITED REFERENCES AND FURTHER READING:

Acton, F.S. 1970, *Numerical Methods That Work*; 1990, corrected edition (Washington: Mathematical Association of America), pp. 59, 182–183 [synthetic division].

## 5.11 Economization of Power Series

One particular application of Chebyshev methods, the *economization of power series*, is an occasionally useful technique, with a flavor of getting something for nothing.

Suppose that you are already computing a function by the use of a convergent power series, for example

$$f(x) \equiv 1 - \frac{x}{3!} + \frac{x^2}{5!} - \frac{x^3}{7!} + \dots \quad (5.11.1)$$

(This function is actually  $\sin(\sqrt{x})/\sqrt{x}$ , but pretend you don't know that.) You might be doing a problem that requires evaluating the series many times in some particular interval, say  $[0, (2\pi)^2]$ . Everything is fine, except that the series requires a large number of terms before its error (approximated by the first neglected term, say) is tolerable. In our example, with  $x = (2\pi)^2$ , the first term smaller than  $10^{-7}$  is  $x^{13}/(27!)$ . This then approximates the error of the finite series whose last term is  $x^{12}/(25!)$ .

Notice that because of the large exponent in  $x^{13}$ , the error is *much smaller* than  $10^{-7}$  everywhere in the interval except at the very largest values of  $x$ . This is the feature that allows "economization": if we are willing to let the error elsewhere in the interval rise to about the same value that the first neglected term has at the extreme end of the interval, then we can replace the 13-term series by one that is significantly shorter.

Here are the steps for doing so:

1. Change variables from  $x$  to  $y$ , as in equation (5.8.10), to map the  $x$  interval into  $-1 \leq y \leq 1$ .
2. Find the coefficients of the Chebyshev sum (like equation 5.8.8) that exactly equals your truncated power series (the one with enough terms for accuracy).
3. Truncate this Chebyshev series to a smaller number of terms, using the coefficient of the first neglected Chebyshev polynomial as an estimate of the error.

Sample page from NUMERICAL RECIPES IN C: THE ART OF SCIENTIFIC COMPUTING (ISBN 0-521-43108-5)  
 Copyright (C) 1988-1992 by Cambridge University Press. Programs Copyright (C) 1988-1992 by Numerical Recipes Software.  
 Permission is granted for internet users to make one paper copy for their own personal use. Further reproduction, or any copying of machine-readable files (including this one), to any server computer, is strictly prohibited. To order Numerical Recipes books or CDROMs, visit website <http://www.nr.com> or call 1-800-872-7423 (North America only), or send email to [directcustserv@cambridge.org](mailto:directcustserv@cambridge.org) (outside North America).

4. Convert back to a polynomial in  $y$ .
5. Change variables back to  $x$ .

All of these steps can be done numerically, given the coefficients of the original power series expansion. The first step is exactly the inverse of the routine `pcshft` (§5.10), which mapped a polynomial from  $y$  (in the interval  $[-1, 1]$ ) to  $x$  (in the interval  $[a, b]$ ). But since equation (5.8.10) is a linear relation between  $x$  and  $y$ , one can also use `pcshft` for the inverse. The inverse of

$$\text{pcshft}(a, b, d, n)$$

turns out to be (you can check this)

$$\text{pcshft}\left(\frac{-2-b-a}{b-a}, \frac{2-b-a}{b-a}, d, n\right)$$

The second step requires the inverse operation to that done by the routine `chebpc` (which took Chebyshev coefficients into polynomial coefficients). The following routine, `pccheb`, accomplishes this, using the formula [1]

$$x^k = \frac{1}{2^{k-1}} \left[ T_k(x) + \binom{k}{1} T_{k-2}(x) + \binom{k}{2} T_{k-4}(x) + \dots \right] \quad (5.11.2)$$

where the last term depends on whether  $k$  is even or odd,

$$\dots + \binom{k}{(k-1)/2} T_1(x) \quad (k \text{ odd}), \quad \dots + \frac{1}{2} \binom{k}{k/2} T_0(x) \quad (k \text{ even}). \quad (5.11.3)$$

```
void pccheb(float d[], float c[], int n)
Inverse of routine chebpc: given an array of polynomial coefficients d[0..n-1], returns an
equivalent array of Chebyshev coefficients c[0..n-1].
{
    int j, jm, jp, k;
    float fac, pow;

    pow=1.0;                               Will be powers of 2.
    c[0]=2.0*d[0];
    for (k=1; k<n; k++) {                   Loop over orders of x in the polynomial.
        c[k]=0.0;                           Zero corresponding order of Chebyshev.
        fac=d[k]/pow;
        jm=k;
        jp=1;
        for (j=k; j>=0; j-=2, jm--, jp++) {
            Increment this and lower orders of Chebyshev with the combinatorial coefficient times
            d[k]; see text for formula.
            c[j] += fac;
            fac *= ((float)jm)/((float)jp);
        }
        pow += pow;
    }
}
```

The fourth and fifth steps are accomplished by the routines `chebpc` and `pcshft`, respectively. Here is how the procedure looks all together:

```

#define NFEW ..
#define NMANY ..

float *c,*d,*e,a,b;
Economize NMANY power series coefficients e[0..NMANY-1] in the range (a,b) into NFEW
coefficients d[0..NFEW-1].

c=vector(0,NMANY-1);
d=vector(0,NFEW-1);
e=vector(0,NMANY-1);
pcshft((-2.0-b-a)/(b-a),(2.0-b-a)/(b-a),e,NMANY);
pccheb(e,c,NMANY);
...
Here one would normally examine the Chebyshev coefficients c[0..NMANY-1] to decide
how small NFEW can be.
chebpc(c,d,NFEW);
pcshft(a,b,d,NFEW);

```

In our example, by the way, the 8th through 10th Chebyshev coefficients turn out to be on the order of  $-7 \times 10^{-6}$ ,  $3 \times 10^{-7}$ , and  $-9 \times 10^{-9}$ , so reasonable truncations (for single precision calculations) are somewhere in this range, yielding a polynomial with 8 – 10 terms instead of the original 13.

Replacing a 13-term polynomial with a (say) 10-term polynomial without any loss of accuracy — that does seem to be getting something for nothing. Is there some magic in this technique? Not really. The 13-term polynomial defined a function  $f(x)$ . Equivalent to economizing the series, we could instead have evaluated  $f(x)$  at enough points to construct its Chebyshev approximation in the interval of interest, by the methods of §5.8. We would have obtained just the same lower-order polynomial. The principal lesson is that the rate of convergence of Chebyshev coefficients has nothing to do with the rate of convergence of power series coefficients; and it is the *former* that dictates the number of terms needed in a polynomial approximation. A function might have a *divergent* power series in some region of interest, but if the function itself is well-behaved, it will have perfectly good polynomial approximations. These can be found by the methods of §5.8, but *not* by economization of series. There is slightly less to economization of series than meets the eye.

#### CITED REFERENCES AND FURTHER READING:

- Acton, F.S. 1970, *Numerical Methods That Work*; 1990, corrected edition (Washington: Mathematical Association of America), Chapter 12.
- Arfken, G. 1970, *Mathematical Methods for Physicists*, 2nd ed. (New York: Academic Press), p. 631. [1]

## 5.12 Padé Approximants

A *Padé approximant*, so called, is that rational function (of a specified order) whose power series expansion agrees with a given power series to the highest possible order. If the rational function is

$$R(x) \equiv \frac{\sum_{k=0}^M a_k x^k}{1 + \sum_{k=1}^N b_k x^k} \quad (5.12.1)$$

Sample page from NUMERICAL RECIPES IN C: THE ART OF SCIENTIFIC COMPUTING (ISBN 0-521-43108-5)  
 Copyright (C) 1988-1992 by Cambridge University Press. Programs Copyright (C) 1988-1992 by Numerical Recipes Software.  
 Permission is granted for internet users to make one paper copy for their own personal use. Further reproduction, or any copying of machine-readable files (including this one), to any server computer, is strictly prohibited. To order Numerical Recipes books or CDROMs, visit website <http://www.nr.com> or call 1-800-872-7423 (North America only), or send email to [directcustserv@cambridge.org](mailto:directcustserv@cambridge.org) (outside North America).

```

#define NFEW ..
#define NMANY ..

float *c,*d,*e,a,b;
Economize NMANY power series coefficients e[0..NMANY-1] in the range (a,b) into NFEW
coefficients d[0..NFEW-1].

c=vector(0,NMANY-1);
d=vector(0,NFEW-1);
e=vector(0,NMANY-1);
pcshft((-2.0-b-a)/(b-a),(2.0-b-a)/(b-a),e,NMANY);
pccheb(e,c,NMANY);
...
Here one would normally examine the Chebyshev coefficients c[0..NMANY-1] to decide
how small NFEW can be.
chebpc(c,d,NFEW);
pcshft(a,b,d,NFEW);

```

In our example, by the way, the 8th through 10th Chebyshev coefficients turn out to be on the order of  $-7 \times 10^{-6}$ ,  $3 \times 10^{-7}$ , and  $-9 \times 10^{-9}$ , so reasonable truncations (for single precision calculations) are somewhere in this range, yielding a polynomial with 8 – 10 terms instead of the original 13.

Replacing a 13-term polynomial with a (say) 10-term polynomial without any loss of accuracy — that does seem to be getting something for nothing. Is there some magic in this technique? Not really. The 13-term polynomial defined a function  $f(x)$ . Equivalent to economizing the series, we could instead have evaluated  $f(x)$  at enough points to construct its Chebyshev approximation in the interval of interest, by the methods of §5.8. We would have obtained just the same lower-order polynomial. The principal lesson is that the rate of convergence of Chebyshev coefficients has nothing to do with the rate of convergence of power series coefficients; and it is the *former* that dictates the number of terms needed in a polynomial approximation. A function might have a *divergent* power series in some region of interest, but if the function itself is well-behaved, it will have perfectly good polynomial approximations. These can be found by the methods of §5.8, but *not* by economization of series. There is slightly less to economization of series than meets the eye.

#### CITED REFERENCES AND FURTHER READING:

- Acton, F.S. 1970, *Numerical Methods That Work*; 1990, corrected edition (Washington: Mathematical Association of America), Chapter 12.
- Arfken, G. 1970, *Mathematical Methods for Physicists*, 2nd ed. (New York: Academic Press), p. 631. [1]

## 5.12 Padé Approximants

A *Padé approximant*, so called, is that rational function (of a specified order) whose power series expansion agrees with a given power series to the highest possible order. If the rational function is

$$R(x) \equiv \frac{\sum_{k=0}^M a_k x^k}{1 + \sum_{k=1}^N b_k x^k} \quad (5.12.1)$$

Sample page from NUMERICAL RECIPES IN C: THE ART OF SCIENTIFIC COMPUTING (ISBN 0-521-43108-5)  
 Copyright (C) 1988-1992 by Cambridge University Press. Programs Copyright (C) 1988-1992 by Numerical Recipes Software.  
 Permission is granted for internet users to make one paper copy for their own personal use. Further reproduction, or any copying of machine-readable files (including this one), to any server computer, is strictly prohibited. To order Numerical Recipes books or CDROMs, visit website <http://www.nr.com> or call 1-800-872-7423 (North America only), or send email to [directcustserv@cambridge.org](mailto:directcustserv@cambridge.org) (outside North America).

then  $R(x)$  is said to be a Padé approximant to the series

$$f(x) \equiv \sum_{k=0}^{\infty} c_k x^k \quad (5.12.2)$$

if

$$R(0) = f(0) \quad (5.12.3)$$

and also

$$\left. \frac{d^k}{dx^k} R(x) \right|_{x=0} = \left. \frac{d^k}{dx^k} f(x) \right|_{x=0}, \quad k = 1, 2, \dots, M + N \quad (5.12.4)$$

Equations (5.12.3) and (5.12.4) furnish  $M + N + 1$  equations for the unknowns  $a_0, \dots, a_M$  and  $b_1, \dots, b_N$ . The easiest way to see what these equations are is to equate (5.12.1) and (5.12.2), multiply both by the denominator of equation (5.12.1), and equate all powers of  $x$  that have either  $a$ 's or  $b$ 's in their coefficients. If we consider only the special case of a diagonal rational approximation,  $M = N$  (cf. §3.2), then we have  $a_0 = c_0$ , with the remaining  $a$ 's and  $b$ 's satisfying

$$\sum_{m=1}^N b_m c_{N-m+k} = -c_{N+k}, \quad k = 1, \dots, N \quad (5.12.5)$$

$$\sum_{m=0}^k b_m c_{k-m} = a_k, \quad k = 1, \dots, N \quad (5.12.6)$$

(note, in equation 5.12.1, that  $b_0 = 1$ ). To solve these, start with equations (5.12.5), which are a set of linear equations for all the unknown  $b$ 's. Although the set is in the form of a Toeplitz matrix (compare equation 2.8.8), experience shows that the equations are frequently close to singular, so that one should not solve them by the methods of §2.8, but rather by full  $LU$  decomposition. Additionally, it is a good idea to refine the solution by iterative improvement (routine `mprove` in §2.5) [1].

Once the  $b$ 's are known, then equation (5.12.6) gives an explicit formula for the unknown  $a$ 's, completing the solution.

Padé approximants are typically used when there is some unknown underlying function  $f(x)$ . We suppose that you are able somehow to compute, perhaps by laborious analytic expansions, the values of  $f(x)$  and a few of its derivatives at  $x = 0$ :  $f(0)$ ,  $f'(0)$ ,  $f''(0)$ , and so on. These are of course the first few coefficients in the power series expansion of  $f(x)$ ; but they are not necessarily getting small, and you have no idea where (or whether) the power series is convergent.

By contrast with techniques like Chebyshev approximation (§5.8) or economization of power series (§5.11) that only condense the information that you already know about a function, Padé approximants can give you genuinely new information about your function's values. It is sometimes quite mysterious how well this can work. (Like other mysteries in mathematics, it relates to *analyticity*.) An example will illustrate.

Imagine that, by extraordinary labors, you have ground out the first five terms in the power series expansion of an unknown function  $f(x)$ ,

$$f(x) \approx 2 + \frac{1}{9}x + \frac{1}{81}x^2 - \frac{49}{8748}x^3 + \frac{175}{78732}x^4 + \dots \quad (5.12.7)$$

(It is not really necessary that you know the coefficients in exact rational form — numerical values are just as good. We here write them as rationals to give you the impression that they derive from some side analytic calculation.) Equation (5.12.7) is plotted as the curve labeled “power series” in Figure 5.12.1. One sees that for  $x \gtrsim 4$  it is dominated by its largest, quartic, term.

We now take the five coefficients in equation (5.12.7) and run them through the routine `padé` listed below. It returns five rational coefficients, three  $a$ 's and two  $b$ 's, for use in equation (5.12.1) with  $M = N = 2$ . The curve in the figure labeled “Padé” plots the resulting rational function. Note that both solid curves derive from the *same* five original coefficient values.

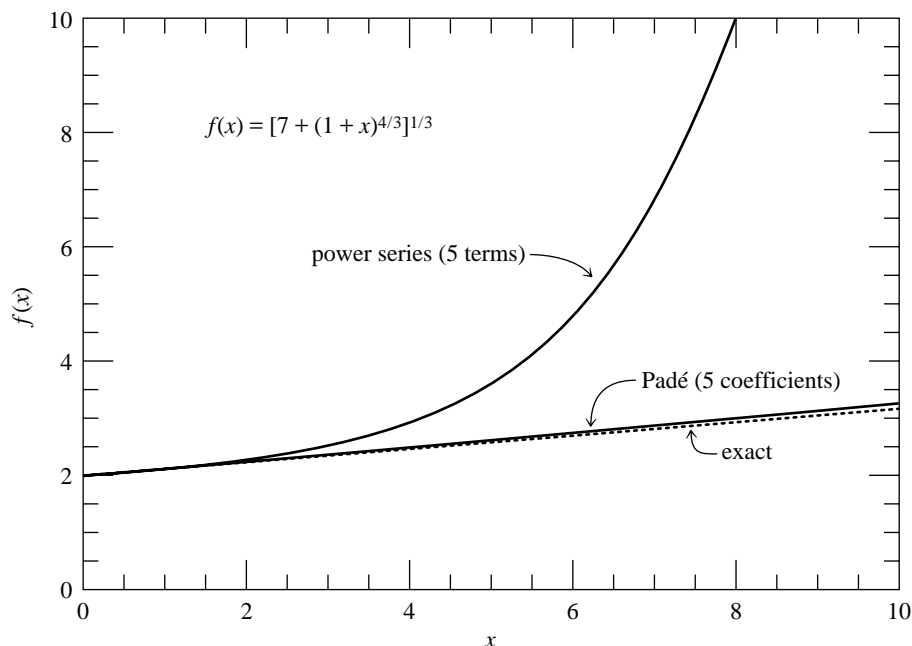


Figure 5.12.1. The five-term power series expansion and the derived five-coefficient Padé approximant for a sample function  $f(x)$ . The full power series converges only for  $x < 1$ . Note that the Padé approximant maintains accuracy far outside the radius of convergence of the series.

To evaluate the results, we need *Deus ex machina* (a useful fellow, when he is available) to tell us that equation (5.12.7) is in fact the power series expansion of the function

$$f(x) = [7 + (1+x)^{4/3}]^{1/3} \quad (5.12.8)$$

which is plotted as the dotted curve in the figure. This function has a branch point at  $x = -1$ , so its power series is convergent only in the range  $-1 < x < 1$ . In most of the range shown in the figure, the series is divergent, and the value of its truncation to five terms is rather meaningless. Nevertheless, those five terms, converted to a Padé approximant, give a remarkably good representation of the function up to at least  $x \sim 10$ .

Why does this work? Are there not other functions with the same first five terms in their power series, but completely different behavior in the range (say)  $2 < x < 10$ ? Indeed there are. Padé approximation has the uncanny knack of picking the function *you had in mind* from among all the possibilities. *Except when it doesn't!* That is the downside of Padé approximation: it is uncontrolled. There is, in general, no way to tell how accurate it is, or how far out in  $x$  it can usefully be extended. It is a powerful, but in the end still mysterious, technique.

Here is the routine that gets  $a$ 's and  $b$ 's from your  $c$ 's. Note that the routine is specialized to the case  $M = N$ , and also that, on output, the rational coefficients are arranged in a format for use with the evaluation routine `ratval` (§5.3). (Also for consistency with that routine, the array of  $c$ 's is passed in double precision.)

```
#include <math.h>
#include "nrutil.h"
#define BIG 1.0e30
```

```
void pade(double cof[], int n, float *resid)
```

Given `cof[0..2*n]`, the leading terms in the power series expansion of a function, solve the linear Padé equations to return the coefficients of a diagonal rational function approximation to the same function, namely  $(\text{cof}[0] + \text{cof}[1]x + \dots + \text{cof}[n]x^n) / (1 + \text{cof}[n+1]x + \dots +$

cof[2\*n]x<sup>N</sup>). The value resid is the norm of the residual vector; a small value indicates a well-converged solution. Note that cof is double precision for consistency with ratval.

```

{
void lubksb(float **a, int n, int *indx, float b[]);
void ludcmp(float **a, int n, int *indx, float *d);
void mprove(float **a, float **alud, int n, int indx[], float b[],
float x[]);
int j,k,*indx;
float d,rr,rrold,sum,**q,**qlu,*x,*y,*z;

indx=ivector(1,n);
q=matrix(1,n,1,n);
qlu=matrix(1,n,1,n);
x=vector(1,n);
y=vector(1,n);
z=vector(1,n);
for (j=1;j<=n;j++) {           Set up matrix for solving.
y[j]=x[j]=cof[n+j];
for (k=1;k<=n;k++) {
q[j][k]=cof[j-k+n];
qlu[j][k]=q[j][k];
}
}
ludcmp(qlu,n,indx,&d);         Solve by LU decomposition and backsubstitu-
lubksb(qlu,n,indx,x);         tion.
rr=BIG;
do {                           Important to use iterative improvement, since
rrold=rr;                      the Padé equations tend to be ill-conditioned.
for (j=1;j<=n;j++) z[j]=x[j];
mprove(q,qlu,n,indx,y,x);
for (rr=0.0,j=1;j<=n;j++)      Calculate residual.
rr += SQR(z[j]-x[j]);
} while (rr < rrold);         If it is no longer improving, call it quits.
*resid=sqrt(rrold);
for (k=1;k<=n;k++) {          Calculate the remaining coefficients.
for (sum=cof[k],j=1;j<=k;j++) sum -= z[j]*cof[k-j];
y[k]=sum;
}                               Copy answers to output.
for (j=1;j<=n;j++) {
cof[j]=y[j];
cof[j+n] = -z[j];
}
free_vector(z,1,n);
free_vector(y,1,n);
free_vector(x,1,n);
free_matrix(qlu,1,n,1,n);
free_matrix(q,1,n,1,n);
free_ivector(indx,1,n);
}

```

#### CITED REFERENCES AND FURTHER READING:

- Ralston, A. and Wilf, H.S. 1960, *Mathematical Methods for Digital Computers* (New York: Wiley), p. 14.
- Cuyt, A., and Wuytack, L. 1987, *Nonlinear Methods in Numerical Analysis* (Amsterdam: North-Holland), Chapter 2.
- Graves-Morris, P.R. 1979, in *Padé Approximation and Its Applications*, Lecture Notes in Mathematics, vol. 765, L. Wuytack, ed. (Berlin: Springer-Verlag). [1]

Sample page from NUMERICAL RECIPES IN C: THE ART OF SCIENTIFIC COMPUTING (ISBN 0-521-43108-5)  
 Copyright (C) 1988-1992 by Cambridge University Press. Programs Copyright (C) 1988-1992 by Numerical Recipes Software.  
 Permission is granted for internet users to make one paper copy for their own personal use. Further reproduction, or any copying of machine-readable files (including this one), to any server computer, is strictly prohibited. To order Numerical Recipes books or CDROMs, visit website <http://www.nr.com> or call 1-800-872-7423 (North America only), or send email to [directcustserv@cambridge.org](mailto:directcustserv@cambridge.org) (outside North America).



## 5.13 Rational Chebyshev Approximation

In §5.8 and §5.10 we learned how to find good polynomial approximations to a given function  $f(x)$  in a given interval  $a \leq x \leq b$ . Here, we want to generalize the task to find good approximations that are rational functions (see §5.3). The reason for doing so is that, for some functions and some intervals, the optimal rational function approximation is able to achieve substantially higher accuracy than the optimal polynomial approximation with the same number of coefficients. This must be weighed against the fact that finding a rational function approximation is not as straightforward as finding a polynomial approximation, which, as we saw, could be done elegantly via Chebyshev polynomials.

Let the desired rational function  $R(x)$  have numerator of degree  $m$  and denominator of degree  $k$ . Then we have

$$R(x) \equiv \frac{p_0 + p_1x + \cdots + p_mx^m}{1 + q_1x + \cdots + q_kx^k} \approx f(x) \quad \text{for } a \leq x \leq b \quad (5.13.1)$$

The unknown quantities that we need to find are  $p_0, \dots, p_m$  and  $q_1, \dots, q_k$ , that is,  $m+k+1$  quantities in all. Let  $r(x)$  denote the deviation of  $R(x)$  from  $f(x)$ , and let  $r$  denote its maximum absolute value,

$$r(x) \equiv R(x) - f(x) \quad r \equiv \max_{a \leq x \leq b} |r(x)| \quad (5.13.2)$$

The ideal *minimax* solution would be that choice of  $p$ 's and  $q$ 's that minimizes  $r$ . Obviously there is *some* minimax solution, since  $r$  is bounded below by zero. How can we find it, or a reasonable approximation to it?

A first hint is furnished by the following fundamental theorem: If  $R(x)$  is nondegenerate (has no common polynomial factors in numerator and denominator), then there is a unique choice of  $p$ 's and  $q$ 's that minimizes  $r$ ; for this choice,  $r(x)$  has  $m+k+2$  extrema in  $a \leq x \leq b$ , all of magnitude  $r$  and with alternating sign. (We have omitted some technical assumptions in this theorem. See Ralston [1] for a precise statement.) We thus learn that the situation with rational functions is quite analogous to that for minimax polynomials: In §5.8 we saw that the error term of an  $n$ th order approximation, with  $n+1$  Chebyshev coefficients, was generally dominated by the first neglected Chebyshev term, namely  $T_{n+1}$ , which itself has  $n+2$  extrema of equal magnitude and alternating sign. So, here, the number of rational coefficients,  $m+k+1$ , plays the same role of the number of polynomial coefficients,  $n+1$ .

A different way to see why  $r(x)$  should have  $m+k+2$  extrema is to note that  $R(x)$  can be made exactly equal to  $f(x)$  at any  $m+k+1$  points  $x_i$ . Multiplying equation (5.13.1) by its denominator gives the equations

$$p_0 + p_1x_i + \cdots + p_mx_i^m = f(x_i)(1 + q_1x_i + \cdots + q_kx_i^k) \quad (5.13.3)$$

$$i = 1, 2, \dots, m+k+1$$

This is a set of  $m+k+1$  linear equations for the unknown  $p$ 's and  $q$ 's, which can be solved by standard methods (e.g.,  $LU$  decomposition). If we choose the  $x_i$ 's to all be in the interval  $(a, b)$ , then there will generically be an extremum between each chosen  $x_i$  and  $x_{i+1}$ , plus also extrema where the function goes out of the interval at  $a$  and  $b$ , for a total of  $m+k+2$  extrema. For arbitrary  $x_i$ 's, the extrema will not have the same magnitude. The theorem says that, for one particular choice of  $x_i$ 's, the magnitudes can be beaten down to the identical, minimal, value of  $r$ .

Instead of making  $f(x_i)$  and  $R(x_i)$  equal at the points  $x_i$ , one can instead force the residual  $r(x_i)$  to any desired values  $y_i$  by solving the linear equations

$$p_0 + p_1x_i + \cdots + p_mx_i^m = [f(x_i) - y_i](1 + q_1x_i + \cdots + q_kx_i^k) \quad (5.13.4)$$

$$i = 1, 2, \dots, m+k+1$$

## 5.13 Rational Chebyshev Approximation

In §5.8 and §5.10 we learned how to find good polynomial approximations to a given function  $f(x)$  in a given interval  $a \leq x \leq b$ . Here, we want to generalize the task to find good approximations that are rational functions (see §5.3). The reason for doing so is that, for some functions and some intervals, the optimal rational function approximation is able to achieve substantially higher accuracy than the optimal polynomial approximation with the same number of coefficients. This must be weighed against the fact that finding a rational function approximation is not as straightforward as finding a polynomial approximation, which, as we saw, could be done elegantly via Chebyshev polynomials.

Let the desired rational function  $R(x)$  have numerator of degree  $m$  and denominator of degree  $k$ . Then we have

$$R(x) \equiv \frac{p_0 + p_1x + \cdots + p_mx^m}{1 + q_1x + \cdots + q_kx^k} \approx f(x) \quad \text{for } a \leq x \leq b \quad (5.13.1)$$

The unknown quantities that we need to find are  $p_0, \dots, p_m$  and  $q_1, \dots, q_k$ , that is,  $m+k+1$  quantities in all. Let  $r(x)$  denote the deviation of  $R(x)$  from  $f(x)$ , and let  $r$  denote its maximum absolute value,

$$r(x) \equiv R(x) - f(x) \quad r \equiv \max_{a \leq x \leq b} |r(x)| \quad (5.13.2)$$

The ideal *minimax* solution would be that choice of  $p$ 's and  $q$ 's that minimizes  $r$ . Obviously there is *some* minimax solution, since  $r$  is bounded below by zero. How can we find it, or a reasonable approximation to it?

A first hint is furnished by the following fundamental theorem: If  $R(x)$  is nondegenerate (has no common polynomial factors in numerator and denominator), then there is a unique choice of  $p$ 's and  $q$ 's that minimizes  $r$ ; for this choice,  $r(x)$  has  $m+k+2$  extrema in  $a \leq x \leq b$ , all of magnitude  $r$  and with alternating sign. (We have omitted some technical assumptions in this theorem. See Ralston [1] for a precise statement.) We thus learn that the situation with rational functions is quite analogous to that for minimax polynomials: In §5.8 we saw that the error term of an  $n$ th order approximation, with  $n+1$  Chebyshev coefficients, was generally dominated by the first neglected Chebyshev term, namely  $T_{n+1}$ , which itself has  $n+2$  extrema of equal magnitude and alternating sign. So, here, the number of rational coefficients,  $m+k+1$ , plays the same role of the number of polynomial coefficients,  $n+1$ .

A different way to see why  $r(x)$  should have  $m+k+2$  extrema is to note that  $R(x)$  can be made exactly equal to  $f(x)$  at any  $m+k+1$  points  $x_i$ . Multiplying equation (5.13.1) by its denominator gives the equations

$$p_0 + p_1x_i + \cdots + p_mx_i^m = f(x_i)(1 + q_1x_i + \cdots + q_kx_i^k) \quad (5.13.3)$$

$$i = 1, 2, \dots, m+k+1$$

This is a set of  $m+k+1$  linear equations for the unknown  $p$ 's and  $q$ 's, which can be solved by standard methods (e.g.,  $LU$  decomposition). If we choose the  $x_i$ 's to all be in the interval  $(a, b)$ , then there will generically be an extremum between each chosen  $x_i$  and  $x_{i+1}$ , plus also extrema where the function goes out of the interval at  $a$  and  $b$ , for a total of  $m+k+2$  extrema. For arbitrary  $x_i$ 's, the extrema will not have the same magnitude. The theorem says that, for one particular choice of  $x_i$ 's, the magnitudes can be beaten down to the identical, minimal, value of  $r$ .

Instead of making  $f(x_i)$  and  $R(x_i)$  equal at the points  $x_i$ , one can instead force the residual  $r(x_i)$  to any desired values  $y_i$  by solving the linear equations

$$p_0 + p_1x_i + \cdots + p_mx_i^m = [f(x_i) - y_i](1 + q_1x_i + \cdots + q_kx_i^k) \quad (5.13.4)$$

$$i = 1, 2, \dots, m+k+1$$

In fact, if the  $x_i$ 's are chosen to be the extrema (not the zeros) of the minimax solution, then the equations satisfied will be

$$p_0 + p_1x_i + \cdots + p_mx_i^m = [f(x_i) \pm r](1 + q_1x_i + \cdots + q_kx_i^k) \quad (5.13.5)$$

$$i = 1, 2, \dots, m + k + 2$$

where the  $\pm$  alternates for the alternating extrema. Notice that equation (5.13.5) is satisfied at  $m + k + 2$  extrema, while equation (5.13.4) was satisfied only at  $m + k + 1$  arbitrary points. How can this be? The answer is that  $r$  in equation (5.13.5) is an additional unknown, so that the number of both equations and unknowns is  $m + k + 2$ . True, the set is mildly nonlinear (in  $r$ ), but in general it is still perfectly soluble by methods that we will develop in Chapter 9.

We thus see that, given only the *locations* of the extrema of the minimax rational function, we can solve for its coefficients and maximum deviation. Additional theorems, leading up to the so-called *Remes algorithms* [1], tell how to converge to these locations by an iterative process. For example, here is a (slightly simplified) statement of *Remes' Second Algorithm*: (1) Find an initial rational function with  $m + k + 2$  extrema  $x_i$  (not having equal deviation). (2) Solve equation (5.13.5) for new rational coefficients and  $r$ . (3) Evaluate the resulting  $R(x)$  to find its actual extrema (which will not be the same as the guessed values). (4) Replace each guessed value with the nearest actual extremum of the same sign. (5) Go back to step 2 and iterate to convergence. Under a broad set of assumptions, this method will converge. Ralston [1] fills in the necessary details, including how to find the initial set of  $x_i$ 's.

Up to this point, our discussion has been textbook-standard. We now reveal ourselves as heretics. We don't much like the elegant Remes algorithm. Its two nested iterations (on  $r$  in the nonlinear set 5.13.5, and on the new sets of  $x_i$ 's) are finicky and require a lot of special logic for degenerate cases. Even more heretical, we doubt that compulsive searching for the *exactly best*, equal deviation, approximation is worth the effort — except perhaps for those few people in the world whose business it is to find optimal approximations that get built into compilers and microchips.

When we use rational function approximation, the goal is usually much more pragmatic: Inside some inner loop we are evaluating some function a zillion times, and we want to speed up its evaluation. Almost never do we need this function to the last bit of machine accuracy. Suppose (heresy!) we use an approximation whose error has  $m + k + 2$  extrema whose deviations differ by a factor of 2. The theorems on which the Remes algorithms are based guarantee that the perfect minimax solution will have extrema somewhere within this factor of 2 range — forcing down the higher extrema will cause the lower ones to rise, until all are equal. So our "sloppy" approximation is in fact within a fraction of a least significant bit of the minimax one.

That is good enough for us, especially when we have available a very robust method for finding the so-called "sloppy" approximation. Such a method is the least-squares solution of overdetermined linear equations by singular value decomposition (§2.6 and §15.4). We proceed as follows: First, solve (in the least-squares sense) equation (5.13.3), not just for  $m + k + 1$  values of  $x_i$ , but for a significantly larger number of  $x_i$ 's, spaced approximately like the zeros of a high-order Chebyshev polynomial. This gives an initial guess for  $R(x)$ . Second, tabulate the resulting deviations, find the mean absolute deviation, call it  $r$ , and then solve (again in the least-squares sense) equation (5.13.5) with  $r$  fixed and the  $\pm$  chosen to be the sign of the observed deviation at each point  $x_i$ . Third, repeat the second step a few times.

You can spot some Remes orthodoxy lurking in our algorithm: The equations we solve are trying to bring the deviations not to zero, but rather to plus-or-minus some consistent value. However, we dispense with keeping track of actual extrema; and we solve only linear equations at each stage. One additional trick is to solve a *weighted* least-squares problem, where the weights are chosen to beat down the largest deviations fastest.

Here is a program implementing these ideas. Notice that the only calls to the function `fn` occur in the initial filling of the table `fs`. You could easily modify the code to do this filling outside of the routine. It is not even necessary that your abscissas `xs` be exactly the ones that we use, though the quality of the fit will deteriorate if you do not have several abscissas between each extremum of the (underlying) minimax solution. Notice that the rational coefficients are output in a format suitable for evaluation by the routine `ratval` in §5.3.

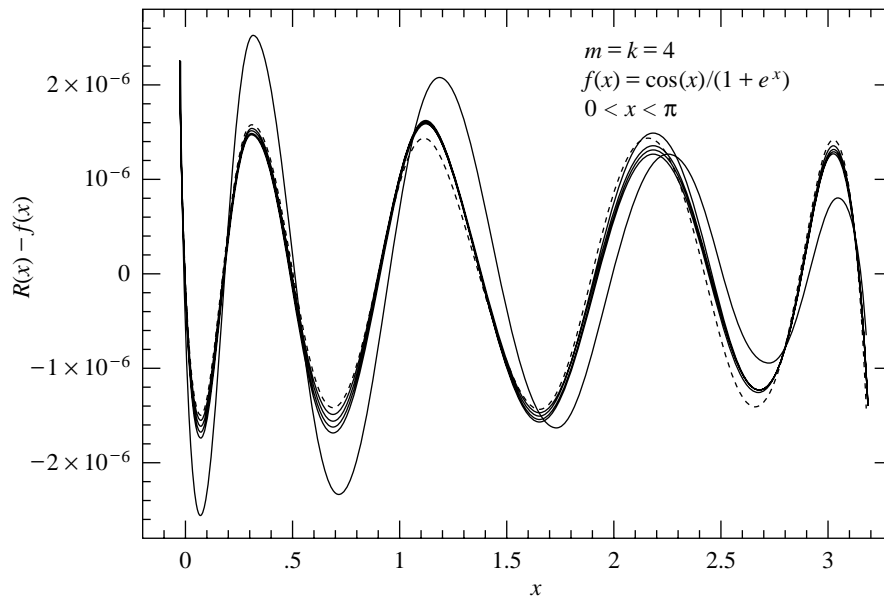


Figure 5.13.1. Solid curves show deviations  $r(x)$  for five successive iterations of the routine `ratlsq` for an arbitrary test problem. The algorithm does not converge to exactly the minimax solution (shown as the dotted curve). But, after one iteration, the discrepancy is a small fraction of the last significant bit of accuracy.

```
#include <stdio.h>
#include <math.h>
#include "nrutil.h"
#define NPFAC 8
#define MAXIT 5
#define PI02 (3.141592653589793/2.0)
#define BIG 1.0e30

void ratlsq(double (*fn)(double), double a, double b, int mm, int kk,
           double cof[], double *dev)
Returns in cof[0..mm+kk] the coefficients of a rational function approximation to the function
fn in the interval (a,b). Input quantities mm and kk specify the order of the numerator and
denominator, respectively. The maximum absolute deviation of the approximation (insofar as
is known) is returned as dev.
{
    double ratval(double x, double cof[], int mm, int kk);
    void dsvbksb(double **u, double w[], double **v, int m, int n, double b[],
                double x[]);
    void dsvdcmp(double **a, int m, int n, double w[], double **v);
    These are double versions of svdcmp, svbksb.
    int i,it,j,ncof,npt;
    double devmax,e,hth,power,sum,*bb,*coff,*ee,*fs,**u,**v,*w,*wt,*xs;

    ncof=mm+kk+1;
    npt=NPFAC*ncof;
    bb=dvector(1,npt);
    coff=dvector(0,ncof-1);
    ee=dvector(1,npt);
    fs=dvector(1,npt);
    u=dmatrix(1,npt,1,ncof);
    v=dmatrix(1,ncof,1,ncof);
    w=dvector(1,ncof);
    wt=dvector(1,npt);

    Number of points where function is evaluated,
    i.e., fineness of the mesh.
```

```

xs=dvector(1,npt);
*dev=BIG;
for (i=1;i<=npt;i++) {
    if (i < npt/2) {
        hth=PI02*(i-1)/(npt-1.0);
        xs[i]=a+(b-a)*DSQR(sin(hth));
    } else {
        hth=PI02*(npt-i)/(npt-1.0);
        xs[i]=b-(b-a)*DSQR(sin(hth));
    }
    fs[i]=(*fn)(xs[i]);
    wt[i]=1.0;
    ee[i]=1.0;
}
e=0.0;
for (it=1;it<=MAXIT;it++) {
    for (i=1;i<=npt;i++) {
        power=wt[i];
        bb[i]=power*(fs[i]+SIGN(e,ee[i]));
        Key idea here: Fit to  $fn(x) + e$  where the deviation is positive, to  $fn(x) - e$  where
        it is negative. Then  $e$  is supposed to become an approximation to the equal-ripple
        deviation.
        for (j=1;j<=mm+1;j++) {
            u[i][j]=power;
            power *= xs[i];
        }
        power = -bb[i];
        for (j=mm+2;j<=ncof;j++) {
            u[i][j]=power;
            power *= xs[i];
        }
    }
    dsvdcmp(u,npt,ncof,w,v);
    In especially singular or difficult cases, one might here edit the singular values w[1..ncof],
    replacing small values by zero. Note that dsvbksb works with one-based arrays, so we
    must subtract 1 when we pass it the zero-based array coff.
    dsvbksb(u,w,v,npt,ncof,bb,coff-1);
    devmax=sum=0.0;
    for (j=1;j<=npt;j++) {
        ee[j]=ratval(xs[j],coff,mm,kk)-fs[j];
        wt[j]=fabs(ee[j]);
        sum += wt[j];
        if (wt[j] > devmax) devmax=wt[j];
    }
    e=sum/npt;
    if (devmax <= *dev) {
        for (j=0;j<ncof;j++) coff[j]=coff[j];
        *dev=devmax;
    }
    printf(" ratlsq iteration= %2d max error= %10.3e\n",it,devmax);
}
free_dvector(xs,1,npt);
free_dvector(wt,1,npt);
free_dvector(w,1,ncof);
free_dmatrix(v,1,ncof,1,ncof);
free_dmatrix(u,1,npt,1,ncof);
free_dvector(fs,1,npt);
free_dvector(ee,1,npt);
free_dvector(coff,0,ncof-1);
free_dvector(bb,1,npt);
}

```

Sample page from NUMERICAL RECIPES IN C: THE ART OF SCIENTIFIC COMPUTING (ISBN 0-521-43108-5)  
 Copyright (C) 1988-1992 by Cambridge University Press. Programs Copyright (C) 1988-1992 by Numerical Recipes Software.  
 Permission is granted for internet users to make one paper copy for their own personal use. Further reproduction, or any copying of machine-  
 readable files (including this one), to any server computer, is strictly prohibited. To order Numerical Recipes books or CDROMs, visit website  
<http://www.nr.com> or call 1-800-872-7423 (North America only), or send email to [directcustserv@cambridge.org](mailto:directcustserv@cambridge.org) (outside North America).

Figure 5.13.1 shows the discrepancies for the first five iterations of `ratlsq` when it is applied to find the  $m = k = 4$  rational fit to the function  $f(x) = \cos x / (1 + e^x)$  in the interval  $(0, \pi)$ . One sees that after the first iteration, the results are virtually as good as the minimax solution. The iterations do not converge in the order that the figure suggests: In fact, it is the second iteration that is best (has smallest maximum deviation). The routine `ratlsq` accordingly returns the best of its iterations, not necessarily the last one; there is no advantage in doing more than five iterations.

#### CITED REFERENCES AND FURTHER READING:

Ralston, A. and Wilf, H.S. 1960, *Mathematical Methods for Digital Computers* (New York: Wiley), Chapter 13. [1]

## 5.14 Evaluation of Functions by Path Integration

In computer programming, the technique of choice is not necessarily the most efficient, or elegant, or fastest executing one. Instead, it may be the one that is quick to implement, general, and easy to check.

One sometimes needs only a few, or a few thousand, evaluations of a special function, perhaps a complex valued function of a complex variable, that has many different parameters, or asymptotic regimes, or both. Use of the usual tricks (series, continued fractions, rational function approximations, recurrence relations, and so forth) may result in a patchwork program with tests and branches to different formulas. While such a program may be highly efficient in execution, it is often not the shortest way to the answer from a standing start.

A different technique of considerable generality is direct integration of a function's defining differential equation – an *ab initio* integration for each desired function value — along a path in the complex plane if necessary. While this may at first seem like swatting a fly with a golden brick, it turns out that when you already have the brick, and the fly is asleep right under it, all you have to do is let it fall!

As a specific example, let us consider the complex hypergeometric function  ${}_2F_1(a, b, c; z)$ , which is defined as the analytic continuation of the so-called hypergeometric series,

$$\begin{aligned} {}_2F_1(a, b, c; z) = & 1 + \frac{ab}{c} \frac{z}{1!} + \frac{a(a+1)b(b+1)}{c(c+1)} \frac{z^2}{2!} + \dots \\ & + \frac{a(a+1)\dots(a+j-1)b(b+1)\dots(b+j-1)}{c(c+1)\dots(c+j-1)} \frac{z^j}{j!} + \dots \end{aligned} \quad (5.14.1)$$

The series converges only within the unit circle  $|z| < 1$  (see [1]), but one's interest in the function is often not confined to this region.

The hypergeometric function  ${}_2F_1$  is a solution (in fact *the* solution that is regular at the origin) of the hypergeometric differential equation, which we can write as

$$z(1-z)F'' = abF - [c - (a+b+1)z]F' \quad (5.14.2)$$

Figure 5.13.1 shows the discrepancies for the first five iterations of `ratlsq` when it is applied to find the  $m = k = 4$  rational fit to the function  $f(x) = \cos x / (1 + e^x)$  in the interval  $(0, \pi)$ . One sees that after the first iteration, the results are virtually as good as the minimax solution. The iterations do not converge in the order that the figure suggests: In fact, it is the second iteration that is best (has smallest maximum deviation). The routine `ratlsq` accordingly returns the best of its iterations, not necessarily the last one; there is no advantage in doing more than five iterations.

#### CITED REFERENCES AND FURTHER READING:

Ralston, A. and Wilf, H.S. 1960, *Mathematical Methods for Digital Computers* (New York: Wiley), Chapter 13. [1]

## 5.14 Evaluation of Functions by Path Integration

In computer programming, the technique of choice is not necessarily the most efficient, or elegant, or fastest executing one. Instead, it may be the one that is quick to implement, general, and easy to check.

One sometimes needs only a few, or a few thousand, evaluations of a special function, perhaps a complex valued function of a complex variable, that has many different parameters, or asymptotic regimes, or both. Use of the usual tricks (series, continued fractions, rational function approximations, recurrence relations, and so forth) may result in a patchwork program with tests and branches to different formulas. While such a program may be highly efficient in execution, it is often not the shortest way to the answer from a standing start.

A different technique of considerable generality is direct integration of a function's defining differential equation – an *ab initio* integration for each desired function value — along a path in the complex plane if necessary. While this may at first seem like swatting a fly with a golden brick, it turns out that when you already have the brick, and the fly is asleep right under it, all you have to do is let it fall!

As a specific example, let us consider the complex hypergeometric function  ${}_2F_1(a, b, c; z)$ , which is defined as the analytic continuation of the so-called hypergeometric series,

$$\begin{aligned} {}_2F_1(a, b, c; z) = & 1 + \frac{ab}{c} \frac{z}{1!} + \frac{a(a+1)b(b+1)}{c(c+1)} \frac{z^2}{2!} + \dots \\ & + \frac{a(a+1)\dots(a+j-1)b(b+1)\dots(b+j-1)}{c(c+1)\dots(c+j-1)} \frac{z^j}{j!} + \dots \end{aligned} \quad (5.14.1)$$

The series converges only within the unit circle  $|z| < 1$  (see [1]), but one's interest in the function is often not confined to this region.

The hypergeometric function  ${}_2F_1$  is a solution (in fact *the* solution that is regular at the origin) of the hypergeometric differential equation, which we can write as

$$z(1-z)F'' = abF - [c - (a+b+1)z]F' \quad (5.14.2)$$

Here prime denotes  $d/dz$ . One can see that the equation has regular singular points at  $z = 0, 1$ , and  $\infty$ . Since the desired solution is regular at  $z = 0$ , the values 1 and  $\infty$  will in general be branch points. If we want  ${}_2F_1$  to be a single valued function, we must have a branch cut connecting these two points. A conventional position for this cut is along the positive real axis from 1 to  $\infty$ , though we may wish to keep open the possibility of altering this choice for some applications.

Our golden brick consists of a collection of routines for the integration of sets of ordinary differential equations, which we will develop in detail later, in Chapter 16. For now, we need only a high-level, “black-box” routine that integrates such a set from initial conditions at one value of a (real) independent variable to final conditions at some other value of the independent variable, while automatically adjusting its internal stepsize to maintain some specified accuracy. That routine is called `odeint` and, in one particular invocation, calculates its individual steps with a sophisticated Bulirsch-Stoer technique.

Suppose that we know values for  $F$  and its derivative  $F'$  at some value  $z_0$ , and that we want to find  $F$  at some other point  $z_1$  in the complex plane. The straight-line path connecting these two points is parametrized by

$$z(s) = z_0 + s(z_1 - z_0) \quad (5.14.3)$$

with  $s$  a real parameter. The differential equation (5.14.2) can now be written as a set of two first-order equations,

$$\begin{aligned} \frac{dF}{ds} &= (z_1 - z_0)F' \\ \frac{dF'}{ds} &= (z_1 - z_0) \left( \frac{abF - [c - (a + b + 1)z]F'}{z(1 - z)} \right) \end{aligned} \quad (5.14.4)$$

to be integrated from  $s = 0$  to  $s = 1$ . Here  $F$  and  $F'$  are to be viewed as two independent complex variables. The fact that prime means  $d/dz$  can be ignored; it will emerge as a consequence of the first equation in (5.14.4). Moreover, the real and imaginary parts of equation (5.14.4) define a set of four *real* differential equations, with independent variable  $s$ . The complex arithmetic on the right-hand side can be viewed as mere shorthand for how the four components are to be coupled. It is precisely this point of view that gets passed to the routine `odeint`, since it knows nothing of either complex functions or complex independent variables.

It remains only to decide where to start, and what path to take in the complex plane, to get to an arbitrary point  $z$ . This is where consideration of the function's singularities, and the adopted branch cut, enter. Figure 5.14.1 shows the strategy that we adopt. For  $|z| \leq 1/2$ , the series in equation (5.14.1) will in general converge rapidly, and it makes sense to use it directly. Otherwise, we integrate along a straight line path from one of the starting points  $(\pm 1/2, 0)$  or  $(0, \pm 1/2)$ . The former choices are natural for  $0 < \operatorname{Re}(z) < 1$  and  $\operatorname{Re}(z) < 0$ , respectively. The latter choices are used for  $\operatorname{Re}(z) > 1$ , above and below the branch cut; the purpose of starting away from the real axis in these cases is to avoid passing too close to the singularity at  $z = 1$  (see Figure 5.14.1). The location of the branch cut is *defined* by the fact that our adopted strategy never integrates across the real axis for  $\operatorname{Re}(z) > 1$ .

An implementation of this algorithm is given in §6.12 as the routine `hypgeo`.



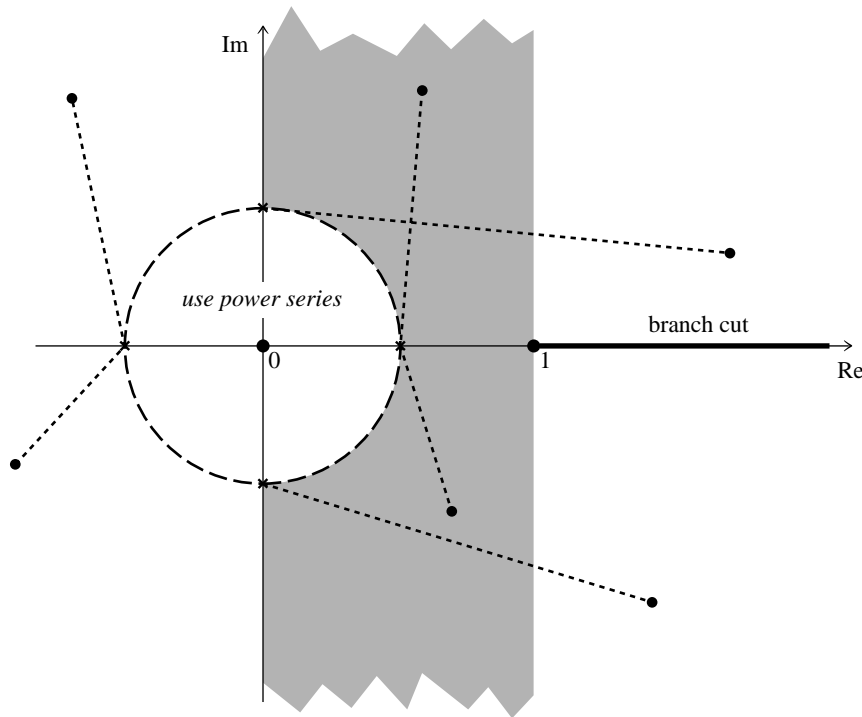


Figure 5.14.1. Complex plane showing the singular points of the hypergeometric function, its branch cut, and some integration paths from the circle  $|z| = 1/2$  (where the power series converges rapidly) to other points in the plane.

A number of variants on the procedure described thus far are possible, and easy to program. If successively called values of  $z$  are close together (with identical values of  $a$ ,  $b$ , and  $c$ ), then you can save the state vector  $(F, F')$  and the corresponding value of  $z$  on each call, and use these as starting values for the next call. The incremental integration may then take only one or two steps. Avoid integrating across the branch cut unintentionally: the function value will be “correct,” but not the one you want.

Alternatively, you may wish to integrate to some position  $z$  by a dog-leg path that *does* cross the real axis  $\text{Re } z > 1$ , as a means of *moving* the branch cut. For example, in some cases you might want to integrate from  $(0, 1/2)$  to  $(3/2, 1/2)$ , and go from there to any point with  $\text{Re } z > 1$  — with either sign of  $\text{Im } z$ . (If you are, for example, finding roots of a function by an iterative method, you do not want the integration for nearby values to take different paths around a branch point. If it does, your root-finder will see discontinuous function values, and will likely not converge correctly!)

In any case, be aware that a loss of numerical accuracy can result if you integrate through a region of large function value on your way to a final answer where the function value is small. (For the hypergeometric function, a particular case of this is when  $a$  and  $b$  are both large and positive, with  $c$  and  $x \gtrsim 1$ .) In such cases, you’ll need to find a better dog-leg path.

The general technique of evaluating a function by integrating its differential equation in the complex plane can also be applied to other special functions. For

example, the complex Bessel function, Airy function, Coulomb wave function, and Weber function are all special cases of the *confluent hypergeometric function*, with a differential equation similar to the one used above (see, e.g., [1] §13.6, for a table of special cases). The confluent hypergeometric function has no singularities at finite  $z$ : That makes it easy to integrate. However, its essential singularity at infinity means that it can have, along some paths and for some parameters, highly oscillatory or exponentially decreasing behavior: That makes it hard to integrate. Some case by case judgment (or experimentation) is therefore required.

#### CITED REFERENCES AND FURTHER READING:

Abramowitz, M., and Stegun, I.A. 1964, *Handbook of Mathematical Functions*, Applied Mathematics Series, Volume 55 (Washington: National Bureau of Standards; reprinted 1968 by Dover Publications, New York). [1]

# Chapter 6. Special Functions

## 6.0 Introduction

There is nothing particularly special about a *special function*, except that some person in authority or textbook writer (not the same thing!) has decided to bestow the moniker. Special functions are sometimes called *higher transcendental functions* (higher than what?) or *functions of mathematical physics* (but they occur in other fields also) or *functions that satisfy certain frequently occurring second-order differential equations* (but not all special functions do). One might simply call them “useful functions” and let it go at that; it is surely only a matter of taste which functions we have chosen to include in this chapter.

Good commercially available program libraries, such as NAG or IMSL, contain routines for a number of special functions. These routines are intended for users who will have no idea what goes on inside them. Such state of the art “black boxes” are often very messy things, full of branches to completely different methods depending on the value of the calling arguments. Black boxes have, or should have, careful control of accuracy, to some stated uniform precision in all regimes.

We will not be quite so fastidious in our examples, in part because we want to illustrate techniques from Chapter 5, and in part because we *want* you to understand what goes on in the routines presented. Some of our routines have an accuracy parameter that can be made as small as desired, while others (especially those involving polynomial fits) give only a certain accuracy, one that we believe serviceable (typically six significant figures or more). We do *not* certify that the routines are perfect black boxes. We do hope that, if you ever encounter trouble in a routine, you will be able to diagnose and correct the problem on the basis of the information that we have given.

In short, the special function routines of this chapter are meant to be used — we use them all the time — but we also want you to be prepared to understand their inner workings.

### CITED REFERENCES AND FURTHER READING:

- Abramowitz, M., and Stegun, I.A. 1964, *Handbook of Mathematical Functions*, Applied Mathematics Series, Volume 55 (Washington: National Bureau of Standards; reprinted 1968 by Dover Publications, New York) [full of useful numerical approximations to a great variety of functions].
- IMSL *Sfun/Library Users Manual* (IMSL Inc., 2500 CityWest Boulevard, Houston TX 77042).
- NAG *Fortran Library* (Numerical Algorithms Group, 256 Banbury Road, Oxford OX27DE, U.K.), Chapter S.

Sample page from NUMERICAL RECIPES IN C: THE ART OF SCIENTIFIC COMPUTING (ISBN 0-521-43108-5)  
Copyright (C) 1988-1992 by Cambridge University Press. Programs Copyright (C) 1988-1992 by Numerical Recipes Software.  
Permission is granted for internet users to make one paper copy for their own personal use. Further reproduction, or any copying of machine-readable files (including this one), to any server computer, is strictly prohibited. To order Numerical Recipes books or CDROMs, visit website <http://www.nr.com> or call 1-800-872-7423 (North America only), or send email to [directcustserv@cambridge.org](mailto:directcustserv@cambridge.org) (outside North America).

Hart, J.F., et al. 1968, *Computer Approximations* (New York: Wiley).  
 Hastings, C. 1955, *Approximations for Digital Computers* (Princeton: Princeton University Press).  
 Luke, Y.L. 1975, *Mathematical Functions and Their Approximations* (New York: Academic Press).

## 6.1 Gamma Function, Beta Function, Factorials, Binomial Coefficients

The gamma function is defined by the integral

$$\Gamma(z) = \int_0^{\infty} t^{z-1} e^{-t} dt \quad (6.1.1)$$

When the argument  $z$  is an integer, the gamma function is just the familiar factorial function, but offset by one,

$$n! = \Gamma(n + 1) \quad (6.1.2)$$

The gamma function satisfies the recurrence relation

$$\Gamma(z + 1) = z\Gamma(z) \quad (6.1.3)$$

If the function is known for arguments  $z > 1$  or, more generally, in the half complex plane  $\text{Re}(z) > 1$  it can be obtained for  $z < 1$  or  $\text{Re}(z) < 1$  by the reflection formula

$$\Gamma(1 - z) = \frac{\pi}{\Gamma(z) \sin(\pi z)} = \frac{\pi z}{\Gamma(1 + z) \sin(\pi z)} \quad (6.1.4)$$

Notice that  $\Gamma(z)$  has a pole at  $z = 0$ , and at all negative integer values of  $z$ .

There are a variety of methods in use for calculating the function  $\Gamma(z)$  numerically, but none is quite as neat as the approximation derived by Lanczos [1]. This scheme is entirely specific to the gamma function, seemingly plucked from thin air. We will not attempt to derive the approximation, but only state the resulting formula: For certain integer choices of  $\gamma$  and  $N$ , and for certain coefficients  $c_1, c_2, \dots, c_N$ , the gamma function is given by

$$\Gamma(z + 1) = (z + \gamma + \frac{1}{2})^{z + \frac{1}{2}} e^{-(z + \gamma + \frac{1}{2})} \times \sqrt{2\pi} \left[ c_0 + \frac{c_1}{z + 1} + \frac{c_2}{z + 2} + \dots + \frac{c_N}{z + N} + \epsilon \right] \quad (z > 0) \quad (6.1.5)$$

You can see that this is a sort of take-off on Stirling's approximation, but with a series of corrections that take into account the first few poles in the left complex plane. The constant  $c_0$  is very nearly equal to 1. The error term is parametrized by  $\epsilon$ . For  $\gamma = 5$ ,  $N = 6$ , and a certain set of  $c$ 's, the error is smaller than  $|\epsilon| < 2 \times 10^{-10}$ . Impressed? If not, then perhaps you will be impressed by the fact that (with these same parameters) the formula (6.1.5) and bound on  $\epsilon$  apply for the *complex* gamma function, *everywhere in the half complex plane*  $\text{Re } z > 0$ .

Sample page from NUMERICAL RECIPES IN C: THE ART OF SCIENTIFIC COMPUTING (ISBN 0-521-43108-5)  
 Copyright (C) 1988-1992 by Cambridge University Press. Programs Copyright (C) 1988-1992 by Numerical Recipes Software.  
 Permission is granted for internet users to make one paper copy for their own personal use. Further reproduction, or any copying of machine-readable files (including this one), to any server computer, is strictly prohibited. To order Numerical Recipes books or CDROMs, visit website <http://www.nr.com> or call 1-800-872-7423 (North America only), or send email to [directcustserv@cambridge.org](mailto:directcustserv@cambridge.org) (outside North America).

Hart, J.F., et al. 1968, *Computer Approximations* (New York: Wiley).  
 Hastings, C. 1955, *Approximations for Digital Computers* (Princeton: Princeton University Press).  
 Luke, Y.L. 1975, *Mathematical Functions and Their Approximations* (New York: Academic Press).

## 6.1 Gamma Function, Beta Function, Factorials, Binomial Coefficients

The gamma function is defined by the integral

$$\Gamma(z) = \int_0^{\infty} t^{z-1} e^{-t} dt \quad (6.1.1)$$

When the argument  $z$  is an integer, the gamma function is just the familiar factorial function, but offset by one,

$$n! = \Gamma(n + 1) \quad (6.1.2)$$

The gamma function satisfies the recurrence relation

$$\Gamma(z + 1) = z\Gamma(z) \quad (6.1.3)$$

If the function is known for arguments  $z > 1$  or, more generally, in the half complex plane  $\text{Re}(z) > 1$  it can be obtained for  $z < 1$  or  $\text{Re}(z) < 1$  by the reflection formula

$$\Gamma(1 - z) = \frac{\pi}{\Gamma(z) \sin(\pi z)} = \frac{\pi z}{\Gamma(1 + z) \sin(\pi z)} \quad (6.1.4)$$

Notice that  $\Gamma(z)$  has a pole at  $z = 0$ , and at all negative integer values of  $z$ .

There are a variety of methods in use for calculating the function  $\Gamma(z)$  numerically, but none is quite as neat as the approximation derived by Lanczos [1]. This scheme is entirely specific to the gamma function, seemingly plucked from thin air. We will not attempt to derive the approximation, but only state the resulting formula: For certain integer choices of  $\gamma$  and  $N$ , and for certain coefficients  $c_1, c_2, \dots, c_N$ , the gamma function is given by

$$\Gamma(z + 1) = (z + \gamma + \frac{1}{2})^{z + \frac{1}{2}} e^{-(z + \gamma + \frac{1}{2})} \times \sqrt{2\pi} \left[ c_0 + \frac{c_1}{z + 1} + \frac{c_2}{z + 2} + \dots + \frac{c_N}{z + N} + \epsilon \right] \quad (z > 0) \quad (6.1.5)$$

You can see that this is a sort of take-off on Stirling's approximation, but with a series of corrections that take into account the first few poles in the left complex plane. The constant  $c_0$  is very nearly equal to 1. The error term is parametrized by  $\epsilon$ . For  $\gamma = 5$ ,  $N = 6$ , and a certain set of  $c$ 's, the error is smaller than  $|\epsilon| < 2 \times 10^{-10}$ . Impressed? If not, then perhaps you will be impressed by the fact that (with these same parameters) the formula (6.1.5) and bound on  $\epsilon$  apply for the *complex* gamma function, *everywhere in the half complex plane*  $\text{Re } z > 0$ .

Sample page from NUMERICAL RECIPES IN C: THE ART OF SCIENTIFIC COMPUTING (ISBN 0-521-43108-5)  
 Copyright (C) 1988-1992 by Cambridge University Press. Programs Copyright (C) 1988-1992 by Numerical Recipes Software.  
 Permission is granted for internet users to make one paper copy for their own personal use. Further reproduction, or any copying of machine-readable files (including this one), to any server computer, is strictly prohibited. To order Numerical Recipes books or CDROMs, visit website <http://www.nr.com> or call 1-800-872-7423 (North America only), or send email to [directcustserv@cambridge.org](mailto:directcustserv@cambridge.org) (outside North America).

It is better to implement  $\ln \Gamma(x)$  than  $\Gamma(x)$ , since the latter will overflow many computers' floating-point representation at quite modest values of  $x$ . Often the gamma function is used in calculations where the large values of  $\Gamma(x)$  are divided by other large numbers, with the result being a perfectly ordinary value. Such operations would normally be coded as subtraction of logarithms. With (6.1.5) in hand, we can compute the logarithm of the gamma function with two calls to a logarithm and 25 or so arithmetic operations. This makes it not much more difficult than other built-in functions that we take for granted, such as  $\sin x$  or  $e^x$ :

```
#include <math.h>

float gammln(float xx)
Returns the value  $\ln[\Gamma(xx)]$  for  $xx > 0$ .
{
    Internal arithmetic will be done in double precision, a nicety that you can omit if five-figure
    accuracy is good enough.
    double x,y,tmp,ser;
    static double cof[6]={76.18009172947146,-86.50532032941677,
        24.01409824083091,-1.231739572450155,
        0.1208650973866179e-2,-0.5395239384953e-5};
    int j;

    y=x+xx;
    tmp=x+5.5;
    tmp -= (x+0.5)*log(tmp);
    ser=1.000000000190015;
    for (j=0;j<=5;j++) ser += cof[j]/++y;
    return -tmp+log(2.5066282746310005*ser/x);
}
```

How shall we write a routine for the factorial function  $n!$ ? Generally the factorial function will be called for small integer values (for large values it will overflow anyway!), and in most applications the same integer value will be called for many times. It is a profligate waste of computer time to call `exp(gammln(n+1.0))` for each required factorial. Better to go back to basics, holding `gammln` in reserve for unlikely calls:

```
#include <math.h>

float factrl(int n)
Returns the value  $n!$  as a floating-point number.
{
    float gammln(float xx);
    void nrerror(char error_text[]);
    static int ntop=4;
    static float a[33]={1.0,1.0,2.0,6.0,24.0};          Fill in table only as required.
    int j;

    if (n < 0) nrerror("Negative factorial in routine factrl");
    if (n > 32) return exp(gammln(n+1.0));
    Larger value than size of table is required. Actually, this big a value is going to overflow
    on many computers, but no harm in trying.
    while (ntop<n) {                                  Fill in table up to desired value.
        j=ntop++;
        a[ntop]=a[j]*ntop;
    }
    return a[n];
}
```

A useful point is that `factrl` will be *exact* for the smaller values of  $n$ , since floating-point multiplies on small integers are exact on all computers. This exactness will not hold if we turn to the logarithm of the factorials. For binomial coefficients, however, we must do exactly this, since the individual factorials in a binomial coefficient will overflow long before the coefficient itself will.

The binomial coefficient is defined by

$$\binom{n}{k} = \frac{n!}{k!(n-k)!} \quad 0 \leq k \leq n \quad (6.1.6)$$

```
#include <math.h>

float bico(int n, int k)
Returns the binomial coefficient  $\binom{n}{k}$  as a floating-point number.
{
    float factln(int n);

    return floor(0.5+exp(factln(n)-factln(k)-factln(n-k)));
    The floor function cleans up roundoff error for smaller values of n and k.
}
```

which uses

```
float factln(int n)
Returns ln(n!).
{
    float gammln(float xx);
    void nrerror(char error_text[]);
    static float a[101];           A static array is automatically initialized to zero.

    if (n < 0) nrerror("Negative factorial in routine factln");
    if (n <= 1) return 0.0;
    if (n <= 100) return a[n] ? a[n] : (a[n]=gammln(n+1.0));   In range of table.
    else return gammln(n+1.0);   Out of range of table.
}
```

If your problem requires a series of related binomial coefficients, a good idea is to use recurrence relations, for example

$$\begin{aligned} \binom{n+1}{k} &= \frac{n+1}{n-k+1} \binom{n}{k} = \binom{n}{k} + \binom{n}{k-1} \\ \binom{n}{k+1} &= \frac{n-k}{k+1} \binom{n}{k} \end{aligned} \quad (6.1.7)$$

Finally, turning away from the combinatorial functions with integer valued arguments, we come to the beta function,

$$B(z, w) = B(w, z) = \int_0^1 t^{z-1} (1-t)^{w-1} dt \quad (6.1.8)$$

which is related to the gamma function by

$$B(z, w) = \frac{\Gamma(z)\Gamma(w)}{\Gamma(z+w)} \quad (6.1.9)$$

hence

```
#include <math.h>

float beta(float z, float w)
Returns the value of the beta function B(z, w).
{
    float gammln(float xx);

    return exp(gammln(z)+gammln(w)-gammln(z+w));
}
```

#### CITED REFERENCES AND FURTHER READING:

- Abramowitz, M., and Stegun, I.A. 1964, *Handbook of Mathematical Functions*, Applied Mathematics Series, Volume 55 (Washington: National Bureau of Standards; reprinted 1968 by Dover Publications, New York), Chapter 6.
- Lanczos, C. 1964, *SIAM Journal on Numerical Analysis*, ser. B, vol. 1, pp. 86–96. [1]

## 6.2 Incomplete Gamma Function, Error Function, Chi-Square Probability Function, Cumulative Poisson Function

The incomplete gamma function is defined by

$$P(a, x) \equiv \frac{\gamma(a, x)}{\Gamma(a)} \equiv \frac{1}{\Gamma(a)} \int_0^x e^{-t} t^{a-1} dt \quad (a > 0) \quad (6.2.1)$$

It has the limiting values

$$P(a, 0) = 0 \quad \text{and} \quad P(a, \infty) = 1 \quad (6.2.2)$$

The incomplete gamma function  $P(a, x)$  is monotonic and (for  $a$  greater than one or so) rises from “near-zero” to “near-unity” in a range of  $x$  centered on about  $a - 1$ , and of width about  $\sqrt{a}$  (see Figure 6.2.1).

The complement of  $P(a, x)$  is also confusingly called an incomplete gamma function,

$$Q(a, x) \equiv 1 - P(a, x) \equiv \frac{\Gamma(a, x)}{\Gamma(a)} \equiv \frac{1}{\Gamma(a)} \int_x^\infty e^{-t} t^{a-1} dt \quad (a > 0) \quad (6.2.3)$$



which is related to the gamma function by

$$B(z, w) = \frac{\Gamma(z)\Gamma(w)}{\Gamma(z+w)} \quad (6.1.9)$$

hence

```
#include <math.h>

float beta(float z, float w)
Returns the value of the beta function B(z, w).
{
    float gammln(float xx);

    return exp(gammln(z)+gammln(w)-gammln(z+w));
}
```

#### CITED REFERENCES AND FURTHER READING:

- Abramowitz, M., and Stegun, I.A. 1964, *Handbook of Mathematical Functions*, Applied Mathematics Series, Volume 55 (Washington: National Bureau of Standards; reprinted 1968 by Dover Publications, New York), Chapter 6.
- Lanczos, C. 1964, *SIAM Journal on Numerical Analysis*, ser. B, vol. 1, pp. 86–96. [1]

## 6.2 Incomplete Gamma Function, Error Function, Chi-Square Probability Function, Cumulative Poisson Function

The incomplete gamma function is defined by

$$P(a, x) \equiv \frac{\gamma(a, x)}{\Gamma(a)} \equiv \frac{1}{\Gamma(a)} \int_0^x e^{-t} t^{a-1} dt \quad (a > 0) \quad (6.2.1)$$

It has the limiting values

$$P(a, 0) = 0 \quad \text{and} \quad P(a, \infty) = 1 \quad (6.2.2)$$

The incomplete gamma function  $P(a, x)$  is monotonic and (for  $a$  greater than one or so) rises from “near-zero” to “near-unity” in a range of  $x$  centered on about  $a - 1$ , and of width about  $\sqrt{a}$  (see Figure 6.2.1).

The complement of  $P(a, x)$  is also confusingly called an incomplete gamma function,

$$Q(a, x) \equiv 1 - P(a, x) \equiv \frac{\Gamma(a, x)}{\Gamma(a)} \equiv \frac{1}{\Gamma(a)} \int_x^\infty e^{-t} t^{a-1} dt \quad (a > 0) \quad (6.2.3)$$

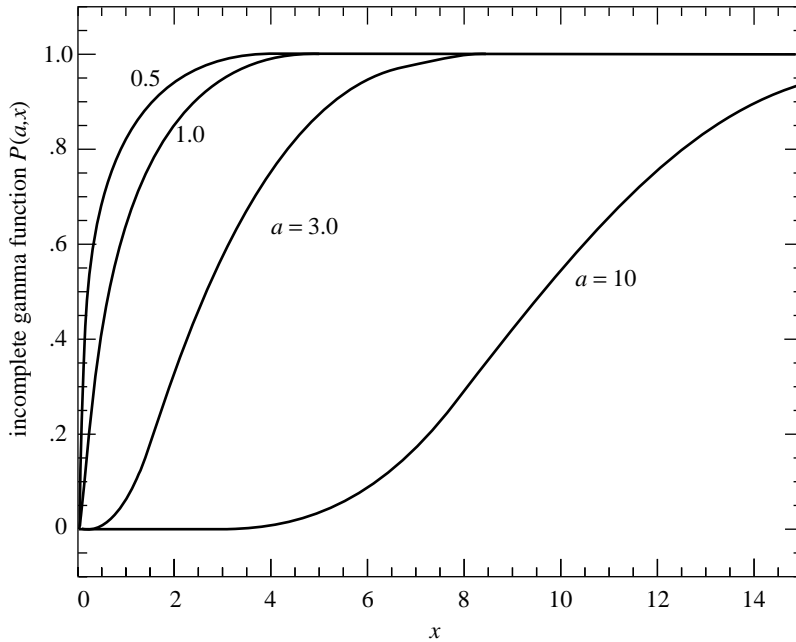


Figure 6.2.1. The incomplete gamma function  $P(a, x)$  for four values of  $a$ .

It has the limiting values

$$Q(a, 0) = 1 \quad \text{and} \quad Q(a, \infty) = 0 \quad (6.2.4)$$

The notations  $P(a, x)$ ,  $\gamma(a, x)$ , and  $\Gamma(a, x)$  are standard; the notation  $Q(a, x)$  is specific to this book.

There is a series development for  $\gamma(a, x)$  as follows:

$$\gamma(a, x) = e^{-x} x^a \sum_{n=0}^{\infty} \frac{\Gamma(a)}{\Gamma(a+1+n)} x^n \quad (6.2.5)$$

One does not actually need to compute a new  $\Gamma(a+1+n)$  for each  $n$ ; one rather uses equation (6.1.3) and the previous coefficient.

A continued fraction development for  $\Gamma(a, x)$  is

$$\Gamma(a, x) = e^{-x} x^a \left( \frac{1}{x+} \frac{1-a}{1+} \frac{1}{x+} \frac{2-a}{1+} \frac{2}{x+} \dots \right) \quad (x > 0) \quad (6.2.6)$$

It is computationally better to use the even part of (6.2.6), which converges twice as fast (see §5.2):

$$\Gamma(a, x) = e^{-x} x^a \left( \frac{1}{x+1-a-} \frac{1 \cdot (1-a)}{x+3-a-} \frac{2 \cdot (2-a)}{x+5-a-} \dots \right) \quad (x > 0) \quad (6.2.7)$$

It turns out that (6.2.5) converges rapidly for  $x$  less than about  $a+1$ , while (6.2.6) or (6.2.7) converges rapidly for  $x$  greater than about  $a+1$ . In these respective

regimes each requires at most a few times  $\sqrt{a}$  terms to converge, and this many only near  $x = a$ , where the incomplete gamma functions are varying most rapidly. Thus (6.2.5) and (6.2.7) together allow evaluation of the function for all positive  $a$  and  $x$ . An extra dividend is that we never need compute a function value near zero by subtracting two nearly equal numbers. The higher-level functions that return  $P(a, x)$  and  $Q(a, x)$  are

```
float gammq(float a, float x)
Returns the incomplete gamma function  $P(a, x)$ .
{
    void gcf(float *gammcf, float a, float x, float *gln);
    void gser(float *gamser, float a, float x, float *gln);
    void nrerror(char error_text[]);
    float gamser, gammcf, gln;

    if (x < 0.0 || a <= 0.0) nrerror("Invalid arguments in routine gammq");
    if (x < (a+1.0)) {
        gser(&gamser, a, x, &gln);
        return gamser;
    } else {
        gcf(&gammcf, a, x, &gln);
        return 1.0-gammcf;
    }
}
```

```
float gammq(float a, float x)
Returns the incomplete gamma function  $Q(a, x) \equiv 1 - P(a, x)$ .
{
    void gcf(float *gammcf, float a, float x, float *gln);
    void gser(float *gamser, float a, float x, float *gln);
    void nrerror(char error_text[]);
    float gamser, gammcf, gln;

    if (x < 0.0 || a <= 0.0) nrerror("Invalid arguments in routine gammq");
    if (x < (a+1.0)) {
        gser(&gamser, a, x, &gln);
        return 1.0-gamser;
    } else {
        gcf(&gammcf, a, x, &gln);
        return gammcf;
    }
}
```

The argument `gln` is set by both the series and continued fraction procedures to the value  $\ln \Gamma(a)$ ; the reason for this is so that it is available to you if you want to modify the above two procedures to give  $\gamma(a, x)$  and  $\Gamma(a, x)$ , in addition to  $P(a, x)$  and  $Q(a, x)$  (cf. equations 6.2.1 and 6.2.3).

The functions `gser` and `gcf` which implement (6.2.5) and (6.2.7) are

```
#include <math.h>
#define ITMAX 100
#define EPS 3.0e-7

void gser(float *gamser, float a, float x, float *gln)
Returns the incomplete gamma function  $P(a, x)$  evaluated by its series representation as gamser.
Also returns  $\ln \Gamma(a)$  as gln.
{
    float gamm1n(float xx);
```

```

void nrerror(char error_text[]);
int n;
float sum,del,ap;

*gln=gammln(a);
if (x <= 0.0) {
    if (x < 0.0) nrerror("x less than 0 in routine gser");
    *gamser=0.0;
    return;
} else {
    ap=a;
    del=sum=1.0/a;
    for (n=1;n<=ITMAX;n++) {
        ++ap;
        del *= x/ap;
        sum += del;
        if (fabs(del) < fabs(sum)*EPS) {
            *gamser=sum*exp(-x+a*log(x)-(*gln));
            return;
        }
    }
    nrerror("a too large, ITMAX too small in routine gser");
    return;
}
}

#include <math.h>
#define ITMAX 100           Maximum allowed number of iterations.
#define EPS 3.0e-7         Relative accuracy.
#define FPMIN 1.0e-30      Number near the smallest representable
                           floating-point number.

void gcf(float *gammcf, float a, float x, float *gln)
Returns the incomplete gamma function  $Q(a, x)$  evaluated by its continued fraction representation as gammcf. Also returns  $\ln\Gamma(a)$  as gln.
{
    float gammln(float xx);
    void nrerror(char error_text[]);
    int i;
    float an,b,c,d,del,h;

    *gln=gammln(a);
    b=x+1.0-a;
    c=1.0/FPMIN;
    d=1.0/b;
    h=d;
    for (i=1;i<=ITMAX;i++) {
        an = -i*(i-a);
        b += 2.0;
        d=an*d+b;
        if (fabs(d) < FPMIN) d=FPMIN;
        c=b+an/c;
        if (fabs(c) < FPMIN) c=FPMIN;
        d=1.0/d;
        del=d*c;
        h *= del;
        if (fabs(del-1.0) < EPS) break;
    }
    if (i > ITMAX) nrerror("a too large, ITMAX too small in gcf");
    *gammcf=exp(-x+a*log(x)-(*gln))*h;
}

```

Sample page from NUMERICAL RECIPES IN C: THE ART OF SCIENTIFIC COMPUTING (ISBN 0-521-43108-5)  
 Copyright (C) 1988-1992 by Cambridge University Press. Programs Copyright (C) 1988-1992 by Numerical Recipes Software.  
 Permission is granted for internet users to make one paper copy for their own personal use. Further reproduction, or any copying of machine-readable files (including this one), to any server computer, is strictly prohibited. To order Numerical Recipes books or CDROMs, visit website <http://www.nr.com> or call 1-800-872-7423 (North America only), or send email to [directcustserv@cambridge.org](mailto:directcustserv@cambridge.org) (outside North America).

## Error Function

The error function and complementary error function are special cases of the incomplete gamma function, and are obtained moderately efficiently by the above procedures. Their definitions are

$$\operatorname{erf}(x) = \frac{2}{\sqrt{\pi}} \int_0^x e^{-t^2} dt \quad (6.2.8)$$

and

$$\operatorname{erfc}(x) \equiv 1 - \operatorname{erf}(x) = \frac{2}{\sqrt{\pi}} \int_x^\infty e^{-t^2} dt \quad (6.2.9)$$

The functions have the following limiting values and symmetries:

$$\operatorname{erf}(0) = 0 \quad \operatorname{erf}(\infty) = 1 \quad \operatorname{erf}(-x) = -\operatorname{erf}(x) \quad (6.2.10)$$

$$\operatorname{erfc}(0) = 1 \quad \operatorname{erfc}(\infty) = 0 \quad \operatorname{erfc}(-x) = 2 - \operatorname{erfc}(x) \quad (6.2.11)$$

They are related to the incomplete gamma functions by

$$\operatorname{erf}(x) = P\left(\frac{1}{2}, x^2\right) \quad (x \geq 0) \quad (6.2.12)$$

and

$$\operatorname{erfc}(x) = Q\left(\frac{1}{2}, x^2\right) \quad (x \geq 0) \quad (6.2.13)$$

We'll put an extra "f" into our routine names to avoid conflicts with names already in some C libraries:

```
float erff(float x)
Returns the error function erf(x).
{
    float gammp(float a, float x);

    return x < 0.0 ? -gammp(0.5,x*x) : gammp(0.5,x*x);
}

float erffc(float x)
Returns the complementary error function erfc(x).
{
    float gammp(float a, float x);
    float gammq(float a, float x);

    return x < 0.0 ? 1.0+gammp(0.5,x*x) : gammq(0.5,x*x);
}
```

If you care to do so, you can easily remedy the minor inefficiency in `erff` and `erffc`, namely that  $\Gamma(0.5) = \sqrt{\pi}$  is computed unnecessarily when `gammp` or `gammq` is called. Before you do that, however, you might wish to consider the following routine, based on Chebyshev fitting to an inspired guess as to the functional form:

```

#include <math.h>

float erfcc(float x)
Returns the complementary error function erfc(x) with fractional error everywhere less than
1.2 × 10-7.
{
    float t,z,ans;

    z=fabs(x);
    t=1.0/(1.0+0.5*z);
    ans=t*exp(-z*z-1.26551223+t*(1.00002368+t*(0.37409196+t*(0.09678418+
        t*(-0.18628806+t*(0.27886807+t*(-1.13520398+t*(1.48851587+
            t*(-0.82215223+t*0.17087277)))))))));
    return x >= 0.0 ? ans : 2.0-ans;
}

```

There are also some functions of *two* variables that are special cases of the incomplete gamma function:

### Cumulative Poisson Probability Function

$P_x(< k)$ , for positive  $x$  and integer  $k \geq 1$ , denotes the *cumulative Poisson probability* function. It is defined as the probability that the number of Poisson random events occurring will be between 0 and  $k - 1$  *inclusive*, if the expected mean number is  $x$ . It has the limiting values

$$P_x(< 1) = e^{-x} \quad P_x(< \infty) = 1 \quad (6.2.14)$$

Its relation to the incomplete gamma function is simply

$$P_x(< k) = Q(k, x) = \text{gammq}(k, x) \quad (6.2.15)$$

### Chi-Square Probability Function

$P(\chi^2|\nu)$  is defined as the probability that the observed chi-square for a correct model should be less than a value  $\chi^2$ . (We will discuss the use of this function in Chapter 15.) Its complement  $Q(\chi^2|\nu)$  is the probability that the observed chi-square will exceed the value  $\chi^2$  by chance *even* for a correct model. In both cases  $\nu$  is an integer, the number of degrees of freedom. The functions have the limiting values

$$P(0|\nu) = 0 \quad P(\infty|\nu) = 1 \quad (6.2.16)$$

$$Q(0|\nu) = 1 \quad Q(\infty|\nu) = 0 \quad (6.2.17)$$

and the following relation to the incomplete gamma functions,

$$P(\chi^2|\nu) = P\left(\frac{\nu}{2}, \frac{\chi^2}{2}\right) = \text{gammp}\left(\frac{\nu}{2}, \frac{\chi^2}{2}\right) \quad (6.2.18)$$

$$Q(\chi^2|\nu) = Q\left(\frac{\nu}{2}, \frac{\chi^2}{2}\right) = \text{gammq}\left(\frac{\nu}{2}, \frac{\chi^2}{2}\right) \quad (6.2.19)$$

## CITED REFERENCES AND FURTHER READING:

Abramowitz, M., and Stegun, I.A. 1964, *Handbook of Mathematical Functions*, Applied Mathematics Series, Volume 55 (Washington: National Bureau of Standards; reprinted 1968 by Dover Publications, New York), Chapters 6, 7, and 26.

Pearson, K. (ed.) 1951, *Tables of the Incomplete Gamma Function* (Cambridge: Cambridge University Press).

### 6.3 Exponential Integrals

The standard definition of the exponential integral is

$$E_n(x) = \int_1^\infty \frac{e^{-xt}}{t^n} dt, \quad x > 0, \quad n = 0, 1, \dots \quad (6.3.1)$$

The function defined by the principal value of the integral

$$\text{Ei}(x) = - \int_{-x}^\infty \frac{e^{-t}}{t} dt = \int_{-\infty}^x \frac{e^t}{t} dt, \quad x > 0 \quad (6.3.2)$$

is also called an exponential integral. Note that  $\text{Ei}(-x)$  is related to  $-E_1(x)$  by analytic continuation.

The function  $E_n(x)$  is a special case of the incomplete gamma function

$$E_n(x) = x^{n-1} \Gamma(1-n, x) \quad (6.3.3)$$

We can therefore use a similar strategy for evaluating it. The continued fraction — just equation (6.2.6) rewritten — converges for all  $x > 0$ :

$$E_n(x) = e^{-x} \left( \frac{1}{x+} \frac{n}{1+} \frac{1}{x+} \frac{n+1}{1+} \frac{2}{x+} \dots \right) \quad (6.3.4)$$

We use it in its more rapidly converging even form,

$$E_n(x) = e^{-x} \left( \frac{1}{x+n-} \frac{1 \cdot n}{x+n+2-} \frac{2(n+1)}{x+n+4-} \dots \right) \quad (6.3.5)$$

The continued fraction only really converges fast enough to be useful for  $x \gtrsim 1$ . For  $0 < x \lesssim 1$ , we can use the series representation

$$E_n(x) = \frac{(-x)^{n-1}}{(n-1)!} [-\ln x + \psi(n)] - \sum_{\substack{m=0 \\ m \neq n-1}}^\infty \frac{(-x)^m}{(m-n+1)m!} \quad (6.3.6)$$

The quantity  $\psi(n)$  here is the digamma function, given for integer arguments by

$$\psi(1) = -\gamma, \quad \psi(n) = -\gamma + \sum_{m=1}^{n-1} \frac{1}{m} \quad (6.3.7)$$

## CITED REFERENCES AND FURTHER READING:

Abramowitz, M., and Stegun, I.A. 1964, *Handbook of Mathematical Functions*, Applied Mathematics Series, Volume 55 (Washington: National Bureau of Standards; reprinted 1968 by Dover Publications, New York), Chapters 6, 7, and 26.

Pearson, K. (ed.) 1951, *Tables of the Incomplete Gamma Function* (Cambridge: Cambridge University Press).

## 6.3 Exponential Integrals

The standard definition of the exponential integral is

$$E_n(x) = \int_1^\infty \frac{e^{-xt}}{t^n} dt, \quad x > 0, \quad n = 0, 1, \dots \quad (6.3.1)$$

The function defined by the principal value of the integral

$$\text{Ei}(x) = - \int_{-x}^\infty \frac{e^{-t}}{t} dt = \int_{-\infty}^x \frac{e^t}{t} dt, \quad x > 0 \quad (6.3.2)$$

is also called an exponential integral. Note that  $\text{Ei}(-x)$  is related to  $-E_1(x)$  by analytic continuation.

The function  $E_n(x)$  is a special case of the incomplete gamma function

$$E_n(x) = x^{n-1} \Gamma(1-n, x) \quad (6.3.3)$$

We can therefore use a similar strategy for evaluating it. The continued fraction — just equation (6.2.6) rewritten — converges for all  $x > 0$ :

$$E_n(x) = e^{-x} \left( \frac{1}{x+} \frac{n}{1+} \frac{1}{x+} \frac{n+1}{1+} \frac{2}{x+} \dots \right) \quad (6.3.4)$$

We use it in its more rapidly converging even form,

$$E_n(x) = e^{-x} \left( \frac{1}{x+n-} \frac{1 \cdot n}{x+n+2-} \frac{2(n+1)}{x+n+4-} \dots \right) \quad (6.3.5)$$

The continued fraction only really converges fast enough to be useful for  $x \gtrsim 1$ . For  $0 < x \lesssim 1$ , we can use the series representation

$$E_n(x) = \frac{(-x)^{n-1}}{(n-1)!} [-\ln x + \psi(n)] - \sum_{\substack{m=0 \\ m \neq n-1}}^{\infty} \frac{(-x)^m}{(m-n+1)m!} \quad (6.3.6)$$

The quantity  $\psi(n)$  here is the digamma function, given for integer arguments by

$$\psi(1) = -\gamma, \quad \psi(n) = -\gamma + \sum_{m=1}^{n-1} \frac{1}{m} \quad (6.3.7)$$



where  $\gamma = 0.5772156649\dots$  is Euler's constant. We evaluate the expression (6.3.6) in order of ascending powers of  $x$ :

$$E_n(x) = - \left[ \frac{1}{(1-n)} - \frac{x}{(2-n) \cdot 1} + \frac{x^2}{(3-n)(1 \cdot 2)} - \dots + \frac{(-x)^{n-2}}{(-1)(n-2)!} \right] + \frac{(-x)^{n-1}}{(n-1)!} [-\ln x + \psi(n)] - \left[ \frac{(-x)^n}{1 \cdot n!} + \frac{(-x)^{n+1}}{2 \cdot (n+1)!} + \dots \right] \quad (6.3.8)$$

The first square bracket is omitted when  $n = 1$ . This method of evaluation has the advantage that for large  $n$  the series converges before reaching the term containing  $\psi(n)$ . Accordingly, one needs an algorithm for evaluating  $\psi(n)$  only for small  $n$ ,  $n \lesssim 20-40$ . We use equation (6.3.7), although a table look-up would improve efficiency slightly.

Amos [1] presents a careful discussion of the truncation error in evaluating equation (6.3.8), and gives a fairly elaborate termination criterion. We have found that simply stopping when the last term added is smaller than the required tolerance works about as well.

Two special cases have to be handled separately:

$$E_0(x) = \frac{e^{-x}}{x} \quad (6.3.9)$$

$$E_n(0) = \frac{1}{n-1}, \quad n > 1$$

The routine `expint` allows fast evaluation of  $E_n(x)$  to any accuracy `EPS` within the reach of your machine's word length for floating-point numbers. The only modification required for increased accuracy is to supply Euler's constant with enough significant digits. Wrench [2] can provide you with the first 328 digits if necessary!

```
#include <math.h>
#define MAXIT 100                Maximum allowed number of iterations.
#define EULER 0.5772156649      Euler's constant  $\gamma$ .
#define FPMIN 1.0e-30          Close to smallest representable floating-point number.
#define EPS 1.0e-7              Desired relative error, not smaller than the machine precision.

float expint(int n, float x)
Evaluates the exponential integral  $E_n(x)$ .
{
    void nerror(char error_text[]);
    int i,ii,nm1;
    float a,b,c,d,del,fact,h,psi,ans;

    nm1=n-1;
    if (n < 0 || x < 0.0 || (x==0.0 && (n==0 || n==1)))
        nerror("bad arguments in expint");
    else {
        if (n == 0) ans=exp(-x)/x;                Special case.
        else {
            if (x == 0.0) ans=1.0/nm1;            Another special case.

            else {
```

```

if (x > 1.0) {
    b=x+n;
    c=1.0/FPMIN;
    d=1.0/b;
    h=d;
    for (i=1;i<=MAXIT;i++) {
        a = -i*(nm1+i);
        b += 2.0;
        d=1.0/(a*d+b);
        c=b+a/c;
        del=c*d;
        h *= del;
        if (fabs(del-1.0) < EPS) {
            ans=h*exp(-x);
            return ans;
        }
    }
    nrerror("continued fraction failed in expint");
} else {
    ans = (nm1!=0 ? 1.0/nm1 : -log(x)-EULER);
    fact=1.0;
    for (i=1;i<=MAXIT;i++) {
        fact *= -x/i;
        if (i != nm1) del = -fact/(i-nm1);
        else {
            psi = -EULER;
            for (ii=1;ii<=nm1;ii++) psi += 1.0/ii;
            del=fact*(-log(x)+psi);
        }
        ans += del;
        if (fabs(del) < fabs(ans)*EPS) return ans;
    }
    nrerror("series failed in expint");
}
}
}
return ans;
}

```

Lentz's algorithm (§5.2).  
Denominators cannot be zero.  
Evaluate series.  
Set first term.  
Compute  $\psi(n)$ .

A good algorithm for evaluating  $Ei$  is to use the power series for small  $x$  and the asymptotic series for large  $x$ . The power series is

$$Ei(x) = \gamma + \ln x + \frac{x}{1 \cdot 1!} + \frac{x^2}{2 \cdot 2!} + \cdots \quad (6.3.10)$$

where  $\gamma$  is Euler's constant. The asymptotic expansion is

$$Ei(x) \sim \frac{e^x}{x} \left( 1 + \frac{1!}{x} + \frac{2!}{x^2} + \cdots \right) \quad (6.3.11)$$

The lower limit for the use of the asymptotic expansion is approximately  $|\ln EPS|$ , where  $EPS$  is the required relative error.

```

#include <math.h>
#define EULER 0.57721566      Euler's constant  $\gamma$ .
#define MAXIT 100           Maximum number of iterations allowed.
#define FPMIN 1.0e-30      Close to smallest representable floating-point number.
#define EPS 6.0e-8         Relative error, or absolute error near the zero of  $E_i$  at
                            $x = 0.3725$ .

float ei(float x)
Computes the exponential integral  $E_i(x)$  for  $x > 0$ .
{
    void nrerror(char error_text[]);
    int k;
    float fact,prev,sum,term;

    if (x <= 0.0) nrerror("Bad argument in ei");
    if (x < FPMIN) return log(x)+EULER;      Special case: avoid failure of convergence
    if (x <= -log(EPS)) {                    test because of underflow.
        sum=0.0;                             Use power series.
        fact=1.0;
        for (k=1;k<=MAXIT;k++) {
            fact *= x/k;
            term=fact/k;
            sum += term;
            if (term < EPS*sum) break;
        }
        if (k > MAXIT) nrerror("Series failed in ei");
        return sum+log(x)+EULER;
    } else {
        sum=0.0;
        term=1.0;
        for (k=1;k<=MAXIT;k++) {
            prev=term;
            term *= k/x;
            if (term < EPS) break;
            Since final sum is greater than one, term itself approximates the relative error.
            if (term < prev) sum += term;      Still converging: add new term.
            else {
                sum -= prev;                  Diverging: subtract previous term and
                break;                        exit.
            }
        }
        return exp(x)*(1.0+sum)/x;
    }
}

```

## CITED REFERENCES AND FURTHER READING:

- Stegun, I.A., and Zucker, R. 1974, *Journal of Research of the National Bureau of Standards*, vol. 78B, pp. 199–216; 1976, *op. cit.*, vol. 80B, pp. 291–311.
- Amos D.E. 1980, *ACM Transactions on Mathematical Software*, vol. 6, pp. 365–377 [1]; also vol. 6, pp. 420–428.
- Abramowitz, M., and Stegun, I.A. 1964, *Handbook of Mathematical Functions*, Applied Mathematics Series, Volume 55 (Washington: National Bureau of Standards; reprinted 1968 by Dover Publications, New York), Chapter 5.
- Wrench J.W. 1952, *Mathematical Tables and Other Aids to Computation*, vol. 6, p. 255. [2]

Sample page from NUMERICAL RECIPES IN C: THE ART OF SCIENTIFIC COMPUTING (ISBN 0-521-43108-5)  
 Copyright (C) 1988-1992 by Cambridge University Press. Programs Copyright (C) 1988-1992 by Numerical Recipes Software.  
 Permission is granted for internet users to make one paper copy for their own personal use. Further reproduction, or any copying of machine-readable files (including this one), to any server computer, is strictly prohibited. To order Numerical Recipes books or CDROMs, visit website <http://www.nr.com> or call 1-800-872-7423 (North America only), or send email to [directcustserv@cambridge.org](mailto:directcustserv@cambridge.org) (outside North America).

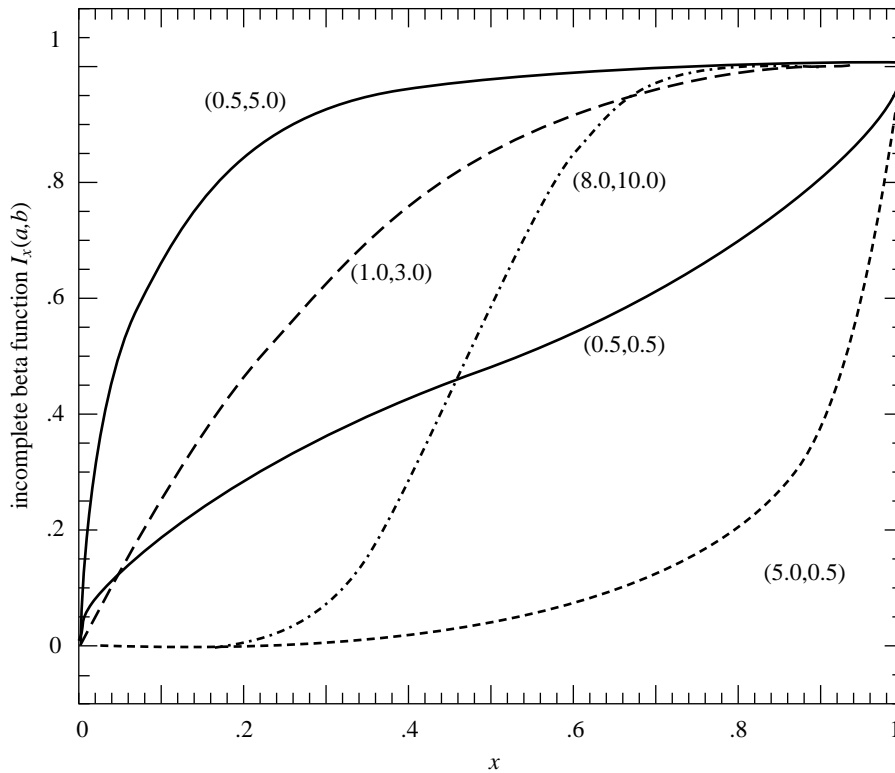


Figure 6.4.1. The incomplete beta function  $I_x(a, b)$  for five different pairs of  $(a, b)$ . Notice that the pairs  $(0.5, 5.0)$  and  $(5.0, 0.5)$  are symmetrically related as indicated in equation (6.4.3).

## 6.4 Incomplete Beta Function, Student's Distribution, F-Distribution, Cumulative Binomial Distribution

The incomplete beta function is defined by

$$I_x(a, b) \equiv \frac{B_x(a, b)}{B(a, b)} \equiv \frac{1}{B(a, b)} \int_0^x t^{a-1} (1-t)^{b-1} dt \quad (a, b > 0) \quad (6.4.1)$$

It has the limiting values

$$I_0(a, b) = 0 \quad I_1(a, b) = 1 \quad (6.4.2)$$

and the symmetry relation

$$I_x(a, b) = 1 - I_{1-x}(b, a) \quad (6.4.3)$$

If  $a$  and  $b$  are both rather greater than one, then  $I_x(a, b)$  rises from “near-zero” to “near-unity” quite sharply at about  $x = a/(a + b)$ . Figure 6.4.1 plots the function for several pairs  $(a, b)$ .

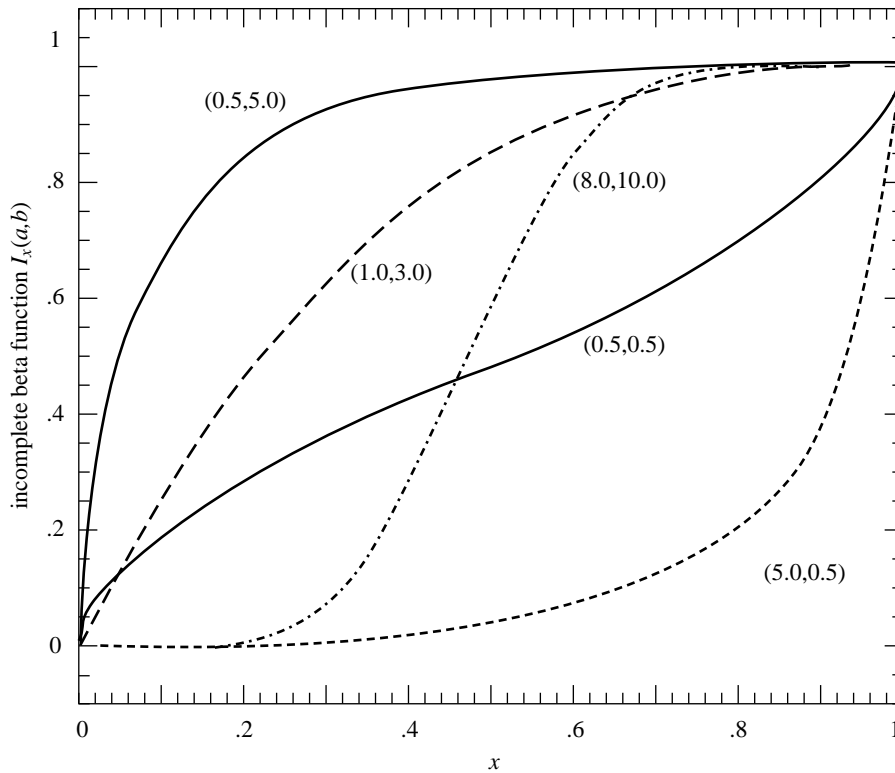


Figure 6.4.1. The incomplete beta function  $I_x(a, b)$  for five different pairs of  $(a, b)$ . Notice that the pairs  $(0.5, 5.0)$  and  $(5.0, 0.5)$  are symmetrically related as indicated in equation (6.4.3).

## 6.4 Incomplete Beta Function, Student's Distribution, F-Distribution, Cumulative Binomial Distribution

The incomplete beta function is defined by

$$I_x(a, b) \equiv \frac{B_x(a, b)}{B(a, b)} \equiv \frac{1}{B(a, b)} \int_0^x t^{a-1} (1-t)^{b-1} dt \quad (a, b > 0) \quad (6.4.1)$$

It has the limiting values

$$I_0(a, b) = 0 \quad I_1(a, b) = 1 \quad (6.4.2)$$

and the symmetry relation

$$I_x(a, b) = 1 - I_{1-x}(b, a) \quad (6.4.3)$$

If  $a$  and  $b$  are both rather greater than one, then  $I_x(a, b)$  rises from “near-zero” to “near-unity” quite sharply at about  $x = a/(a + b)$ . Figure 6.4.1 plots the function for several pairs  $(a, b)$ .

The incomplete beta function has a series expansion

$$I_x(a, b) = \frac{x^a(1-x)^b}{aB(a, b)} \left[ 1 + \sum_{n=0}^{\infty} \frac{B(a+1, n+1)}{B(a+b, n+1)} x^{n+1} \right], \quad (6.4.4)$$

but this does not prove to be very useful in its numerical evaluation. (Note, however, that the beta functions in the coefficients can be evaluated for each value of  $n$  with just the previous value and a few multiplies, using equations 6.1.9 and 6.1.3.)

The continued fraction representation proves to be much more useful,

$$I_x(a, b) = \frac{x^a(1-x)^b}{aB(a, b)} \left[ \frac{1}{1+} \frac{d_1}{1+} \frac{d_2}{1+} \dots \right] \quad (6.4.5)$$

where

$$d_{2m+1} = -\frac{(a+m)(a+b+m)x}{(a+2m)(a+2m+1)} \quad (6.4.6)$$

$$d_{2m} = \frac{m(b-m)x}{(a+2m-1)(a+2m)}$$

This continued fraction converges rapidly for  $x < (a+1)/(a+b+2)$ , taking in the worst case  $O(\sqrt{\max(a, b)})$  iterations. But for  $x > (a+1)/(a+b+2)$  we can just use the symmetry relation (6.4.3) to obtain an equivalent computation where the continued fraction will also converge rapidly. Hence we have

```
#include <math.h>

float betai(float a, float b, float x)
Returns the incomplete beta function  $I_x(a, b)$ .
{
    float betacf(float a, float b, float x);
    float gammln(float xx);
    void nrerror(char error_text[]);
    float bt;

    if (x < 0.0 || x > 1.0) nrerror("Bad x in routine betai");
    if (x == 0.0 || x == 1.0) bt=0.0;
    else
        bt=exp(gammln(a+b)-gammln(a)-gammln(b)+a*log(x)+b*log(1.0-x));
    if (x < (a+1.0)/(a+b+2.0))
        return bt*betacf(a, b, x)/a;
    else
        return 1.0-bt*betacf(b, a, 1.0-x)/b;
}
```

which utilizes the continued fraction evaluation routine

```
#include <math.h>
#define MAXIT 100
#define EPS 3.0e-7
#define FPMIN 1.0e-30

float betacf(float a, float b, float x)
Used by betai: Evaluates continued fraction for incomplete beta function by modified Lentz's
method (§5.2).
{
    void nrerror(char error_text[]);
```

```

int m,m2;
float aa,c,d,del,h,qab,qam,qap;

qab=a+b;
qap=a+1.0;
qam=a-1.0;
c=1.0;
d=1.0-qab*x/qap;
if (fabs(d) < FPMIN) d=FPMIN;
d=1.0/d;
h=d;
for (m=1;m<=MAXIT;m++) {
  m2=2*m;
  aa=m*(b-m)*x/((qam+m2)*(a+m2));
  d=1.0+aa*d;
  if (fabs(d) < FPMIN) d=FPMIN;
  c=1.0+aa/c;
  if (fabs(c) < FPMIN) c=FPMIN;
  d=1.0/d;
  h *= d*c;
  aa = -(a+m)*(qab+m)*x/((a+m2)*(qap+m2));
  d=1.0+aa*d;
  if (fabs(d) < FPMIN) d=FPMIN;
  c=1.0+aa/c;
  if (fabs(c) < FPMIN) c=FPMIN;
  d=1.0/d;
  del=d*c;
  h *= del;
  if (fabs(del-1.0) < EPS) break;
}
if (m > MAXIT) nrerror("a or b too big, or MAXIT too small in betacf");
return h;
}

```

These q's will be used in factors that occur in the coefficients (6.4.6).

First step of Lentz's method.

One step (the even one) of the recurrence.

Next step of the recurrence (the odd one).

Are we done?

### Student's Distribution Probability Function

Student's distribution, denoted  $A(t|\nu)$ , is useful in several statistical contexts, notably in the test of whether two observed distributions have the same mean.  $A(t|\nu)$  is the probability, for  $\nu$  degrees of freedom, that a certain statistic  $t$  (measuring the observed difference of means) would be smaller than the observed value if the means were in fact the same. (See Chapter 14 for further details.) Two means are significantly different if, e.g.,  $A(t|\nu) > 0.99$ . In other words,  $1 - A(t|\nu)$  is the significance level at which the hypothesis that the means are equal is disproved.

The mathematical definition of the function is

$$A(t|\nu) = \frac{1}{\nu^{1/2} B(\frac{1}{2}, \frac{\nu}{2})} \int_{-t}^t \left(1 + \frac{x^2}{\nu}\right)^{-\frac{\nu+1}{2}} dx \quad (6.4.7)$$

Limiting values are

$$A(0|\nu) = 0 \quad A(\infty|\nu) = 1 \quad (6.4.8)$$

$A(t|\nu)$  is related to the incomplete beta function  $I_x(a, b)$  by

$$A(t|\nu) = 1 - I_{\frac{\nu}{\nu+t^2}}\left(\frac{\nu}{2}, \frac{1}{2}\right) \quad (6.4.9)$$

So, you can use (6.4.9) and the above routine `betai` to evaluate the function.

### ***F-Distribution Probability Function***

This function occurs in the statistical test of whether two observed samples have the same variance. A certain statistic  $F$ , essentially the ratio of the observed dispersion of the first sample to that of the second one, is calculated. (For further details, see Chapter 14.) The probability that  $F$  would be as *large* as it is if the first sample's underlying distribution actually has *smaller* variance than the second's is denoted  $Q(F|\nu_1, \nu_2)$ , where  $\nu_1$  and  $\nu_2$  are the number of degrees of freedom in the first and second samples, respectively. In other words,  $Q(F|\nu_1, \nu_2)$  is the significance level at which the hypothesis "1 has smaller variance than 2" can be rejected. A small numerical value implies a very significant rejection, in turn implying high confidence in the hypothesis "1 has variance greater or equal to 2."

$Q(F|\nu_1, \nu_2)$  has the limiting values

$$Q(0|\nu_1, \nu_2) = 1 \quad Q(\infty|\nu_1, \nu_2) = 0 \quad (6.4.10)$$

Its relation to the incomplete beta function  $I_x(a, b)$  as evaluated by `betai` above is

$$Q(F|\nu_1, \nu_2) = I_{\frac{\nu_2}{\nu_2 + \nu_1 F}}\left(\frac{\nu_2}{2}, \frac{\nu_1}{2}\right) \quad (6.4.11)$$

### ***Cumulative Binomial Probability Distribution***

Suppose an event occurs with probability  $p$  per trial. Then the probability  $P$  of its occurring  $k$  or more times in  $n$  trials is termed a *cumulative binomial probability*, and is related to the incomplete beta function  $I_x(a, b)$  as follows:

$$P \equiv \sum_{j=k}^n \binom{n}{j} p^j (1-p)^{n-j} = I_p(k, n-k+1) \quad (6.4.12)$$

For  $n$  larger than a dozen or so, `betai` is a much better way to evaluate the sum in (6.4.12) than would be the straightforward sum with concurrent computation of the binomial coefficients. (For  $n$  smaller than a dozen, either method is acceptable.)

#### CITED REFERENCES AND FURTHER READING:

- Abramowitz, M., and Stegun, I.A. 1964, *Handbook of Mathematical Functions*, Applied Mathematics Series, Volume 55 (Washington: National Bureau of Standards; reprinted 1968 by Dover Publications, New York), Chapters 6 and 26.
- Pearson, E., and Johnson, N. 1968, *Tables of the Incomplete Beta Function* (Cambridge: Cambridge University Press).



## 6.5 Bessel Functions of Integer Order

This section and the next one present practical algorithms for computing various kinds of Bessel functions of integer order. In §6.7 we deal with fractional order. In fact, the more complicated routines for fractional order work fine for integer order too. For integer order, however, the routines in this section (and §6.6) are simpler and faster. Their only drawback is that they are limited by the precision of the underlying rational approximations. For full double precision, it is best to work with the routines for fractional order in §6.7.

For any real  $\nu$ , the Bessel function  $J_\nu(x)$  can be defined by the series representation

$$J_\nu(x) = \left(\frac{1}{2}x\right)^\nu \sum_{k=0}^{\infty} \frac{(-\frac{1}{4}x^2)^k}{k!\Gamma(\nu+k+1)} \quad (6.5.1)$$

The series converges for all  $x$ , but it is not computationally very useful for  $x \gg 1$ .

For  $\nu$  not an integer the Bessel function  $Y_\nu(x)$  is given by

$$Y_\nu(x) = \frac{J_\nu(x) \cos(\nu\pi) - J_{-\nu}(x)}{\sin(\nu\pi)} \quad (6.5.2)$$

The right-hand side goes to the correct limiting value  $Y_n(x)$  as  $\nu$  goes to some integer  $n$ , but this is also not computationally useful.

For arguments  $x < \nu$ , both Bessel functions look qualitatively like simple power laws, with the asymptotic forms for  $0 < x \ll \nu$

$$\begin{aligned} J_\nu(x) &\sim \frac{1}{\Gamma(\nu+1)} \left(\frac{1}{2}x\right)^\nu & \nu \geq 0 \\ Y_0(x) &\sim \frac{2}{\pi} \ln(x) \\ Y_\nu(x) &\sim -\frac{\Gamma(\nu)}{\pi} \left(\frac{1}{2}x\right)^{-\nu} & \nu > 0 \end{aligned} \quad (6.5.3)$$

For  $x > \nu$ , both Bessel functions look qualitatively like sine or cosine waves whose amplitude decays as  $x^{-1/2}$ . The asymptotic forms for  $x \gg \nu$  are

$$\begin{aligned} J_\nu(x) &\sim \sqrt{\frac{2}{\pi x}} \cos\left(x - \frac{1}{2}\nu\pi - \frac{1}{4}\pi\right) \\ Y_\nu(x) &\sim \sqrt{\frac{2}{\pi x}} \sin\left(x - \frac{1}{2}\nu\pi - \frac{1}{4}\pi\right) \end{aligned} \quad (6.5.4)$$

In the transition region where  $x \sim \nu$ , the typical amplitudes of the Bessel functions are on the order

$$\begin{aligned} J_\nu(\nu) &\sim \frac{2^{1/3}}{3^{2/3}\Gamma(\frac{2}{3})} \frac{1}{\nu^{1/3}} \sim \frac{0.4473}{\nu^{1/3}} \\ Y_\nu(\nu) &\sim -\frac{2^{1/3}}{3^{1/6}\Gamma(\frac{2}{3})} \frac{1}{\nu^{1/3}} \sim -\frac{0.7748}{\nu^{1/3}} \end{aligned} \quad (6.5.5)$$

## 6.5 Bessel Functions of Integer Order

This section and the next one present practical algorithms for computing various kinds of Bessel functions of integer order. In §6.7 we deal with fractional order. In fact, the more complicated routines for fractional order work fine for integer order too. For integer order, however, the routines in this section (and §6.6) are simpler and faster. Their only drawback is that they are limited by the precision of the underlying rational approximations. For full double precision, it is best to work with the routines for fractional order in §6.7.

For any real  $\nu$ , the Bessel function  $J_\nu(x)$  can be defined by the series representation

$$J_\nu(x) = \left(\frac{1}{2}x\right)^\nu \sum_{k=0}^{\infty} \frac{(-\frac{1}{4}x^2)^k}{k! \Gamma(\nu + k + 1)} \quad (6.5.1)$$

The series converges for all  $x$ , but it is not computationally very useful for  $x \gg 1$ .

For  $\nu$  not an integer the Bessel function  $Y_\nu(x)$  is given by

$$Y_\nu(x) = \frac{J_\nu(x) \cos(\nu\pi) - J_{-\nu}(x)}{\sin(\nu\pi)} \quad (6.5.2)$$

The right-hand side goes to the correct limiting value  $Y_n(x)$  as  $\nu$  goes to some integer  $n$ , but this is also not computationally useful.

For arguments  $x < \nu$ , both Bessel functions look qualitatively like simple power laws, with the asymptotic forms for  $0 < x \ll \nu$

$$\begin{aligned} J_\nu(x) &\sim \frac{1}{\Gamma(\nu + 1)} \left(\frac{1}{2}x\right)^\nu & \nu \geq 0 \\ Y_0(x) &\sim \frac{2}{\pi} \ln(x) \\ Y_\nu(x) &\sim -\frac{\Gamma(\nu)}{\pi} \left(\frac{1}{2}x\right)^{-\nu} & \nu > 0 \end{aligned} \quad (6.5.3)$$

For  $x > \nu$ , both Bessel functions look qualitatively like sine or cosine waves whose amplitude decays as  $x^{-1/2}$ . The asymptotic forms for  $x \gg \nu$  are

$$\begin{aligned} J_\nu(x) &\sim \sqrt{\frac{2}{\pi x}} \cos\left(x - \frac{1}{2}\nu\pi - \frac{1}{4}\pi\right) \\ Y_\nu(x) &\sim \sqrt{\frac{2}{\pi x}} \sin\left(x - \frac{1}{2}\nu\pi - \frac{1}{4}\pi\right) \end{aligned} \quad (6.5.4)$$

In the transition region where  $x \sim \nu$ , the typical amplitudes of the Bessel functions are on the order

$$\begin{aligned} J_\nu(\nu) &\sim \frac{2^{1/3}}{3^{2/3}\Gamma(\frac{2}{3})} \frac{1}{\nu^{1/3}} \sim \frac{0.4473}{\nu^{1/3}} \\ Y_\nu(\nu) &\sim -\frac{2^{1/3}}{3^{1/6}\Gamma(\frac{2}{3})} \frac{1}{\nu^{1/3}} \sim -\frac{0.7748}{\nu^{1/3}} \end{aligned} \quad (6.5.5)$$

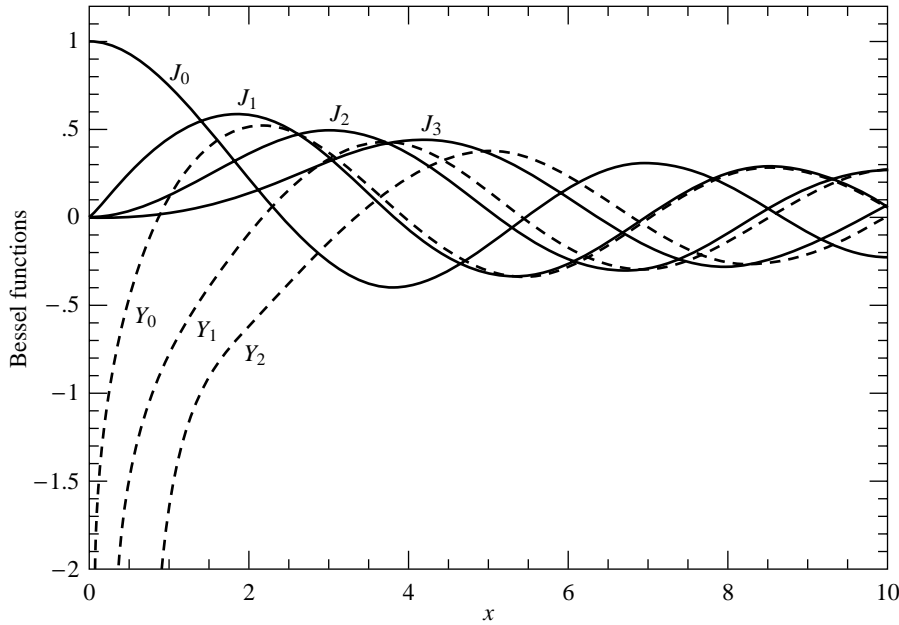


Figure 6.5.1. Bessel functions  $J_0(x)$  through  $J_3(x)$  and  $Y_0(x)$  through  $Y_2(x)$ .

which holds asymptotically for large  $\nu$ . Figure 6.5.1 plots the first few Bessel functions of each kind.

The Bessel functions satisfy the recurrence relations

$$J_{n+1}(x) = \frac{2n}{x} J_n(x) - J_{n-1}(x) \quad (6.5.6)$$

and

$$Y_{n+1}(x) = \frac{2n}{x} Y_n(x) - Y_{n-1}(x) \quad (6.5.7)$$

As already mentioned in §5.5, only the second of these (6.5.7) is stable in the direction of increasing  $n$  for  $x < n$ . The reason that (6.5.6) is unstable in the direction of increasing  $n$  is simply that it is *the same recurrence* as (6.5.7): A small amount of “polluting”  $Y_n$  introduced by roundoff error will quickly come to swamp the desired  $J_n$ , according to equation (6.5.3).

A practical strategy for computing the Bessel functions of integer order divides into two tasks: first, how to compute  $J_0, J_1, Y_0$ , and  $Y_1$ , and second, how to use the recurrence relations stably to find other  $J$ 's and  $Y$ 's. We treat the first task first:

For  $x$  between zero and some arbitrary value (we will use the value 8), approximate  $J_0(x)$  and  $J_1(x)$  by rational functions in  $x$ . Likewise approximate by rational functions the “regular part” of  $Y_0(x)$  and  $Y_1(x)$ , defined as

$$Y_0(x) - \frac{2}{\pi} J_0(x) \ln(x) \quad \text{and} \quad Y_1(x) - \frac{2}{\pi} \left[ J_1(x) \ln(x) - \frac{1}{x} \right] \quad (6.5.8)$$

For  $8 < x < \infty$ , use the approximating forms ( $n = 0, 1$ )

$$J_n(x) = \sqrt{\frac{2}{\pi x}} \left[ P_n \left( \frac{8}{x} \right) \cos(X_n) - Q_n \left( \frac{8}{x} \right) \sin(X_n) \right] \quad (6.5.9)$$

$$Y_n(x) = \sqrt{\frac{2}{\pi x}} \left[ P_n\left(\frac{8}{x}\right) \sin(X_n) + Q_n\left(\frac{8}{x}\right) \cos(X_n) \right] \quad (6.5.10)$$

where

$$X_n \equiv x - \frac{2n+1}{4}\pi \quad (6.5.11)$$

and where  $P_0, P_1, Q_0$ , and  $Q_1$  are each polynomials in their arguments, for  $0 < 8/x < 1$ . The  $P$ 's are even polynomials, the  $Q$ 's odd.

Coefficients of the various rational functions and polynomials are given by Hart [1], for various levels of desired accuracy. A straightforward implementation is

```
#include <math.h>

float bessj0(float x)
Returns the Bessel function  $J_0(x)$  for any real x.
{
    float ax,z;
    double xx,y,ans,ans1,ans2;           Accumulate polynomials in double precision.

    if ((ax=fabs(x)) < 8.0) {           Direct rational function fit.
        y=x*x;
        ans1=57568490574.0+y*(-13362590354.0+y*(651619640.7
            +y*(-11214424.18+y*(77392.33017+y*(-184.9052456)))));
        ans2=57568490411.0+y*(1029532985.0+y*(9494680.718
            +y*(59272.64853+y*(267.8532712+y*1.0))));
        ans=ans1/ans2;
    } else {                             Fitting function (6.5.9).
        z=8.0/ax;
        y=z*z;
        xx=ax-0.785398164;
        ans1=1.0+y*(-0.1098628627e-2+y*(0.2734510407e-4
            +y*(-0.2073370639e-5+y*0.2093887211e-6)));
        ans2 = -0.1562499995e-1+y*(0.1430488765e-3
            +y*(-0.6911147651e-5+y*(0.7621095161e-6
            -y*0.934945152e-7)));
        ans=sqrt(0.636619772/ax)*(cos(xx)*ans1-z*sin(xx)*ans2);
    }
    return ans;
}
```

```
#include <math.h>

float bessy0(float x)
Returns the Bessel function  $Y_0(x)$  for positive x.
{
    float bessj0(float x);
    float z;
    double xx,y,ans,ans1,ans2;           Accumulate polynomials in double precision.

    if (x < 8.0) {                       Rational function approximation of (6.5.8).
        y=x*x;
        ans1 = -2957821389.0+y*(7062834065.0+y*(-512359803.6
            +y*(10879881.29+y*(-86327.92757+y*228.4622733)));
        ans2=40076544269.0+y*(745249964.8+y*(7189466.438
            +y*(47447.26470+y*(226.1030244+y*1.0))));
        ans=(ans1/ans2)+0.636619772*bessj0(x)*log(x);
    } else {                             Fitting function (6.5.10).
```

Sample page from NUMERICAL RECIPES IN C: THE ART OF SCIENTIFIC COMPUTING (ISBN 0-521-43108-5)  
 Copyright (C) 1988-1992 by Cambridge University Press. Programs Copyright (C) 1988-1992 by Numerical Recipes Software.  
 Permission is granted for internet users to make one paper copy for their own personal use. Further reproduction, or any copying of machine-readable files (including this one), to any server computer, is strictly prohibited. To order Numerical Recipes books or CDROMs, visit website <http://www.nr.com> or call 1-800-872-7423 (North America only), or send email to [directcustserv@cambridge.org](mailto:directcustserv@cambridge.org) (outside North America).

```

z=8.0/x;
y=z*z;
xx=x-0.785398164;
ans1=1.0+y*(-0.1098628627e-2+y*(0.2734510407e-4
+y*(-0.2073370639e-5+y*0.2093887211e-6)));
ans2 = -0.1562499995e-1+y*(0.1430488765e-3
+y*(-0.6911147651e-5+y*(0.7621095161e-6
+y*(-0.934945152e-7))););
ans=sqrt(0.636619772/x)*(sin(xx)*ans1+z*cos(xx)*ans2);
}
return ans;
}

#include <math.h>

float bessj1(float x)
Returns the Bessel function  $J_1(x)$  for any real x.
{
float ax,z;
double xx,y,ans,ans1,ans2;           Accumulate polynomials in double precision.

if ((ax=fabs(x)) < 8.0) {           Direct rational approximation.
y=x*x;
ans1=x*(72362614232.0+y*(-7895059235.0+y*(242396853.1
+y*(-2972611.439+y*(15704.48260+y*(-30.16036606))))));
ans2=144725228442.0+y*(2300535178.0+y*(18583304.74
+y*(99447.43394+y*(376.9991397+y*1.0))););
ans=ans1/ans2;
} else {                             Fitting function (6.5.9).
z=8.0/ax;
y=z*z;
xx=ax-2.356194491;
ans1=1.0+y*(0.183105e-2+y*(-0.3516396496e-4
+y*(0.2457520174e-5+y*(-0.240337019e-6))););
ans2=0.04687499995+y*(-0.2002690873e-3
+y*(0.8449199096e-5+y*(-0.88228987e-6
+y*0.105787412e-6))););
ans=sqrt(0.636619772/ax)*(cos(xx)*ans1-z*sin(xx)*ans2);
if (x < 0.0) ans = -ans;
}
return ans;
}

#include <math.h>

float bessy1(float x)
Returns the Bessel function  $Y_1(x)$  for positive x.
{
float bessj1(float x);
float z;
double xx,y,ans,ans1,ans2;           Accumulate polynomials in double precision.

if (x < 8.0) {                         Rational function approximation of (6.5.8).
y=x*x;
ans1=x*(-0.4900604943e13+y*(0.1275274390e13
+y*(-0.5153438139e11+y*(0.7349264551e9
+y*(-0.4237922726e7+y*0.8511937935e4)))));
ans2=0.2499580570e14+y*(0.4244419664e12
+y*(0.3733650367e10+y*(0.2245904002e8
+y*(0.1020426050e6+y*(0.3549632885e3+y)))));
}
}

```

Sample page from NUMERICAL RECIPES IN C: THE ART OF SCIENTIFIC COMPUTING (ISBN 0-521-43108-5)  
Copyright (C) 1988-1992 by Cambridge University Press. Programs Copyright (C) 1988-1992 by Numerical Recipes Software.  
Permission is granted for internet users to make one paper copy for their own personal use. Further reproduction, or any copying of machine-readable files (including this one), to any server computer, is strictly prohibited. To order Numerical Recipes books or CDROMs, visit website <http://www.nr.com> or call 1-800-872-7423 (North America only), or send email to [directcustserv@cambridge.org](mailto:directcustserv@cambridge.org) (outside North America).

```

    ans=(ans1/ans2)+0.636619772*(bessj1(x)*log(x)-1.0/x);
} else {
    z=8.0/x;
    y=z*z;
    xx=x-2.356194491;
    ans1=1.0+y*(0.183105e-2+y*(-0.3516396496e-4
        +y*(0.2457520174e-5+y*(-0.240337019e-6))););
    ans2=0.04687499995+y*(-0.2002690873e-3
        +y*(0.8449199096e-5+y*(-0.88228987e-6
        +y*0.105787412e-6))););
    ans=sqrt(0.636619772/x)*(sin(xx)*ans1+z*cos(xx)*ans2);
}
return ans;
}
}

```

We now turn to the second task, namely how to use the recurrence formulas (6.5.6) and (6.5.7) to get the Bessel functions  $J_n(x)$  and  $Y_n(x)$  for  $n \geq 2$ . The latter of these is straightforward, since its upward recurrence is always stable:

```

float bessy(int n, float x)
Returns the Bessel function  $Y_n(x)$  for positive  $x$  and  $n \geq 2$ .
{
    float bessy0(float x);
    float bessy1(float x);
    void nrerror(char error_text[]);
    int j;
    float by,bym,byp,tox;

    if (n < 2) nrerror("Index n less than 2 in bessy");
    tox=2.0/x;
    by=bessy1(x);           Starting values for the recurrence.
    bym=bessy0(x);
    for (j=1;j<n;j++) {    Recurrence (6.5.7).
        byp=j*tox*by-bym;
        bym=by;
        by=byp;
    }
    return by;
}

```

The cost of this algorithm is the call to `bessy1` and `bessy0` (which generate a call to each of `bessj1` and `bessj0`), plus  $O(n)$  operations in the recurrence.

As for  $J_n(x)$ , things are a bit more complicated. We can start the recurrence upward on  $n$  from  $J_0$  and  $J_1$ , but it will remain stable only while  $n$  does not exceed  $x$ . This is, however, just fine for calls with large  $x$  and small  $n$ , a case which occurs frequently in practice.

The harder case to provide for is that with  $x < n$ . The best thing to do here is to use Miller's algorithm (see discussion preceding equation 5.5.16), applying the recurrence *downward* from some arbitrary starting value and making use of the upward-unstable nature of the recurrence to put us *onto* the correct solution. When we finally arrive at  $J_0$  or  $J_1$  we are able to normalize the solution with the sum (5.5.16) accumulated along the way.

The only subtlety is in deciding at how large an  $n$  we need start the downward recurrence so as to obtain a desired accuracy by the time we reach the  $n$  that we really want. If you play with the asymptotic forms (6.5.3) and (6.5.5), you should be able to convince yourself that the answer is to start larger than the desired  $n$  by

an additive amount of order  $[\text{constant} \times n]^{1/2}$ , where the square root of the constant is, very roughly, the number of significant figures of accuracy.

The above considerations lead to the following function.

```

#include <math.h>
#define ACC 40.0           Make larger to increase accuracy.
#define BIGNO 1.0e10
#define BIGNI 1.0e-10

float bessj(int n, float x)
Returns the Bessel function  $J_n(x)$  for any real  $x$  and  $n \geq 2$ .
{
    float bessj0(float x);
    float bessj1(float x);
    void nrerror(char error_text[]);
    int j,jsum,m;
    float ax,bj,bjm,bjp,sum,tox,ans;

    if (n < 2) nrerror("Index n less than 2 in bessj");
    ax=fabs(x);
    if (ax == 0.0)
        return 0.0;
    else if (ax > (float) n) {           Upwards recurrence from  $J_0$  and  $J_1$ .
        tox=2.0/ax;
        bjm=bessj0(ax);
        bj=bessj1(ax);
        for (j=1;j<n;j++) {
            bjp=j*tox*bj-bjm;
            bjm=bj;
            bj=bjp;
        }
        ans=bj;
    } else {                             Downwards recurrence from an even m here computed.
        tox=2.0/ax;
        m=2*((n+(int) sqrt(ACC*n))/2);
        jsum=0;                            jsum will alternate between 0 and 1; when it is
        bjp=ans=sum=0.0;                    1, we accumulate in sum the even terms in
        bj=1.0;                             (5.5.16).
        for (j=m;j>0;j--) {                 The downward recurrence.
            bjm=j*tox*bj-bjp;
            bjp=bj;
            bj=bjm;
            if (fabs(bj) > BIGNO) {         Renormalize to prevent overflows.
                bj *= BIGNI;
                bjp *= BIGNI;
                ans *= BIGNI;
                sum *= BIGNI;
            }
            if (jsum) sum += bj;           Accumulate the sum.
            jsum=!jsum;                   Change 0 to 1 or vice versa.
            if (j == n) ans=bjp;          Save the unnormalized answer.
        }
        sum=2.0*sum-bj;                   Compute (5.5.16)
        ans /= sum;                       and use it to normalize the answer.
    }
}
return x < 0.0 && (n & 1) ? -ans : ans;
}

```

Sample page from NUMERICAL RECIPES IN C: THE ART OF SCIENTIFIC COMPUTING (ISBN 0-521-43108-5)  
 Copyright (C) 1988-1992 by Cambridge University Press. Programs Copyright (C) 1988-1992 by Numerical Recipes Software.  
 Permission is granted for internet users to make one paper copy for their own personal use. Further reproduction, or any copying of machine-readable files (including this one), to any server computer, is strictly prohibited. To order Numerical Recipes books or CDROMs, visit website <http://www.nr.com> or call 1-800-872-7423 (North America only), or send email to [directcustserv@cambridge.org](mailto:directcustserv@cambridge.org) (outside North America).

## CITED REFERENCES AND FURTHER READING:

Abramowitz, M., and Stegun, I.A. 1964, *Handbook of Mathematical Functions*, Applied Mathematics Series, Volume 55 (Washington: National Bureau of Standards; reprinted 1968 by Dover Publications, New York), Chapter 9.

Hart, J.F., et al. 1968, *Computer Approximations* (New York: Wiley), §6.8, p. 141. [1]

## 6.6 Modified Bessel Functions of Integer Order

The modified Bessel functions  $I_n(x)$  and  $K_n(x)$  are equivalent to the usual Bessel functions  $J_n$  and  $Y_n$  evaluated for purely imaginary arguments. In detail, the relationship is

$$\begin{aligned} I_n(x) &= (-i)^n J_n(ix) \\ K_n(x) &= \frac{\pi}{2} i^{n+1} [J_n(ix) + iY_n(ix)] \end{aligned} \quad (6.6.1)$$

The particular choice of prefactor and of the linear combination of  $J_n$  and  $Y_n$  to form  $K_n$  are simply choices that make the functions real-valued for real arguments  $x$ .

For small arguments  $x \ll n$ , both  $I_n(x)$  and  $K_n(x)$  become, asymptotically, simple powers of their argument

$$\begin{aligned} I_n(x) &\approx \frac{1}{n!} \left(\frac{x}{2}\right)^n & n \geq 0 \\ K_0(x) &\approx -\ln(x) \\ K_n(x) &\approx \frac{(n-1)!}{2} \left(\frac{x}{2}\right)^{-n} & n > 0 \end{aligned} \quad (6.6.2)$$

These expressions are virtually identical to those for  $J_n(x)$  and  $Y_n(x)$  in this region, except for the factor of  $-2/\pi$  difference between  $Y_n(x)$  and  $K_n(x)$ . In the region  $x \gg n$ , however, the modified functions have quite different behavior than the Bessel functions,

$$\begin{aligned} I_n(x) &\approx \frac{1}{\sqrt{2\pi x}} \exp(x) \\ K_n(x) &\approx \frac{\pi}{\sqrt{2\pi x}} \exp(-x) \end{aligned} \quad (6.6.3)$$

The modified functions evidently have exponential rather than sinusoidal behavior for large arguments (see Figure 6.6.1). The smoothness of the modified Bessel functions, once the exponential factor is removed, makes a simple polynomial approximation of a few terms quite suitable for the functions  $I_0$ ,  $I_1$ ,  $K_0$ , and  $K_1$ . The following routines, based on polynomial coefficients given by Abramowitz and Stegun [1], evaluate these four functions, and will provide the basis for upward recursion for  $n > 1$  when  $x > n$ .



## CITED REFERENCES AND FURTHER READING:

Abramowitz, M., and Stegun, I.A. 1964, *Handbook of Mathematical Functions*, Applied Mathematics Series, Volume 55 (Washington: National Bureau of Standards; reprinted 1968 by Dover Publications, New York), Chapter 9.

Hart, J.F., et al. 1968, *Computer Approximations* (New York: Wiley), §6.8, p. 141. [1]

## 6.6 Modified Bessel Functions of Integer Order

The modified Bessel functions  $I_n(x)$  and  $K_n(x)$  are equivalent to the usual Bessel functions  $J_n$  and  $Y_n$  evaluated for purely imaginary arguments. In detail, the relationship is

$$\begin{aligned} I_n(x) &= (-i)^n J_n(ix) \\ K_n(x) &= \frac{\pi}{2} i^{n+1} [J_n(ix) + iY_n(ix)] \end{aligned} \quad (6.6.1)$$

The particular choice of prefactor and of the linear combination of  $J_n$  and  $Y_n$  to form  $K_n$  are simply choices that make the functions real-valued for real arguments  $x$ .

For small arguments  $x \ll n$ , both  $I_n(x)$  and  $K_n(x)$  become, asymptotically, simple powers of their argument

$$\begin{aligned} I_n(x) &\approx \frac{1}{n!} \left(\frac{x}{2}\right)^n & n \geq 0 \\ K_0(x) &\approx -\ln(x) \\ K_n(x) &\approx \frac{(n-1)!}{2} \left(\frac{x}{2}\right)^{-n} & n > 0 \end{aligned} \quad (6.6.2)$$

These expressions are virtually identical to those for  $J_n(x)$  and  $Y_n(x)$  in this region, except for the factor of  $-2/\pi$  difference between  $Y_n(x)$  and  $K_n(x)$ . In the region  $x \gg n$ , however, the modified functions have quite different behavior than the Bessel functions,

$$\begin{aligned} I_n(x) &\approx \frac{1}{\sqrt{2\pi x}} \exp(x) \\ K_n(x) &\approx \frac{\pi}{\sqrt{2\pi x}} \exp(-x) \end{aligned} \quad (6.6.3)$$

The modified functions evidently have exponential rather than sinusoidal behavior for large arguments (see Figure 6.6.1). The smoothness of the modified Bessel functions, once the exponential factor is removed, makes a simple polynomial approximation of a few terms quite suitable for the functions  $I_0$ ,  $I_1$ ,  $K_0$ , and  $K_1$ . The following routines, based on polynomial coefficients given by Abramowitz and Stegun [1], evaluate these four functions, and will provide the basis for upward recursion for  $n > 1$  when  $x > n$ .

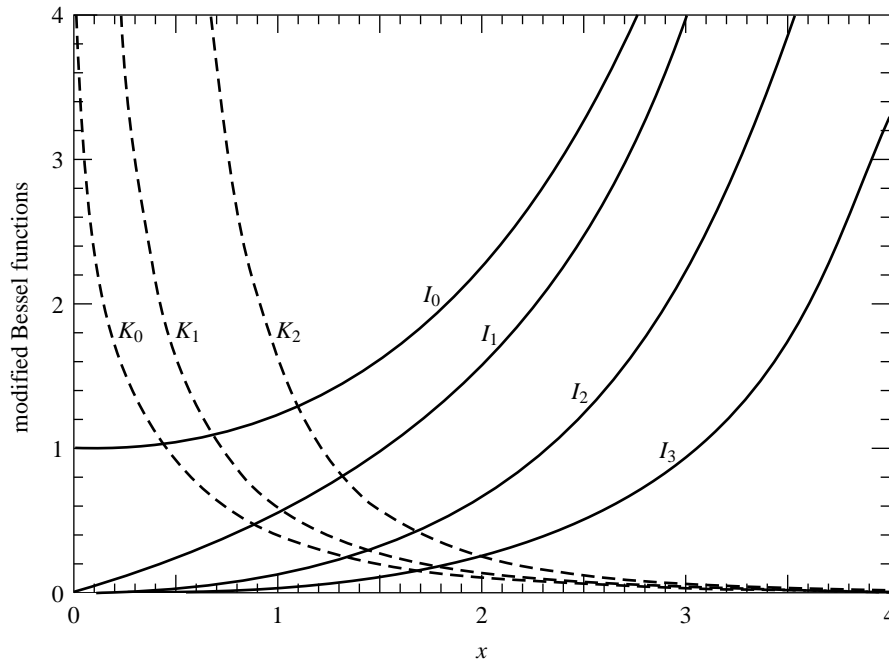


Figure 6.6.1. Modified Bessel functions  $I_0(x)$  through  $I_3(x)$ ,  $K_0(x)$  through  $K_2(x)$ .

```
#include <math.h>

float bessj0(float x)
Returns the modified Bessel function  $I_0(x)$  for any real x.
{
    float ax,ans;
    double y;
    Accumulate polynomials in double precision.

    if ((ax=fabs(x)) < 3.75) {          Polynomial fit.
        y=x/3.75;
        y*=y;
        ans=1.0+y*(3.5156229+y*(3.0899424+y*(1.2067492
            +y*(0.2659732+y*(0.360768e-1+y*0.45813e-2)))));
    } else {
        y=3.75/ax;
        ans=(exp(ax)/sqrt(ax))*(0.39894228+y*(0.1328592e-1
            +y*(0.225319e-2+y*(-0.157565e-2+y*(0.916281e-2
            +y*(-0.2057706e-1+y*(0.2635537e-1+y*(-0.1647633e-1
            +y*0.392377e-2)))))))));
    }
    return ans;
}
```

```
#include <math.h>

float bessk0(float x)
Returns the modified Bessel function  $K_0(x)$  for positive real x.
{
    float bessj0(float x);
    double y,ans;
    Accumulate polynomials in double precision.
```

```

if (x <= 2.0) {          Polynomial fit.
    y=x*x/4.0;
    ans=(-log(x/2.0)*bessi0(x))+(-0.57721566+y*(0.42278420
        +y*(0.23069756+y*(0.3488590e-1+y*(0.262698e-2
            +y*(0.10750e-3+y*0.74e-5))))));
} else {
    y=2.0/x;
    ans=(exp(-x)/sqrt(x))*(1.25331414+y*(-0.7832358e-1
        +y*(0.2189568e-1+y*(-0.1062446e-1+y*(0.587872e-2
            +y*(-0.251540e-2+y*0.53208e-3))))));
}
return ans;
}

#include <math.h>

float bess1(float x)
Returns the modified Bessel function  $I_1(x)$  for any real x.
{
    float ax,ans;
    double y;                Accumulate polynomials in double precision.

    if ((ax=fabs(x)) < 3.75) {    Polynomial fit.
        y=x/3.75;
        y*=y;
        ans=ax*(0.5+y*(0.87890594+y*(0.51498869+y*(0.15084934
            +y*(0.2658733e-1+y*(0.301532e-2+y*0.32411e-3))))));
    } else {
        y=3.75/ax;
        ans=0.2282967e-1+y*(-0.2895312e-1+y*(0.1787654e-1
            -y*0.420059e-2));
        ans=0.39894228+y*(-0.3988024e-1+y*(-0.362018e-2
            +y*(0.163801e-2+y*(-0.1031555e-1+y*ans))));
        ans *= (exp(ax)/sqrt(ax));
    }
    return x < 0.0 ? -ans : ans;
}

#include <math.h>

float bessk1(float x)
Returns the modified Bessel function  $K_1(x)$  for positive real x.
{
    float bess1(float x);
    double y,ans;            Accumulate polynomials in double precision.

    if (x <= 2.0) {          Polynomial fit.
        y=x*x/4.0;
        ans=(log(x/2.0)*bessi1(x)+(1.0/x)*(1.0+y*(0.15443144
            +y*(-0.67278579+y*(-0.18156897+y*(-0.1919402e-1
                +y*(-0.110404e-2+y*(-0.4686e-4))))));
    } else {
        y=2.0/x;
        ans=(exp(-x)/sqrt(x))*(1.25331414+y*(0.23498619
            +y*(-0.3655620e-1+y*(0.1504268e-1+y*(-0.780353e-2
                +y*(0.325614e-2+y*(-0.68245e-3))))));
    }
    return ans;
}

```

Sample page from NUMERICAL RECIPES IN C: THE ART OF SCIENTIFIC COMPUTING (ISBN 0-521-43108-5)  
 Copyright (C) 1988-1992 by Cambridge University Press. Programs Copyright (C) 1988-1992 by Numerical Recipes Software.  
 Permission is granted for internet users to make one paper copy for their own personal use. Further reproduction, or any copying of machine-readable files (including this one), to any server computer, is strictly prohibited. To order Numerical Recipes books or CDROMs, visit website <http://www.nr.com> or call 1-800-872-7423 (North America only), or send email to [directcustserv@cambridge.org](mailto:directcustserv@cambridge.org) (outside North America).

The recurrence relation for  $I_n(x)$  and  $K_n(x)$  is the same as that for  $J_n(x)$  and  $Y_n(x)$  provided that  $ix$  is substituted for  $x$ . This has the effect of changing a sign in the relation,

$$\begin{aligned} I_{n+1}(x) &= -\left(\frac{2n}{x}\right) I_n(x) + I_{n-1}(x) \\ K_{n+1}(x) &= +\left(\frac{2n}{x}\right) K_n(x) + K_{n-1}(x) \end{aligned} \quad (6.6.4)$$

These relations are always *unstable* for upward recurrence. For  $K_n$ , itself growing, this presents no problem. For  $I_n$ , however, the strategy of downward recursion is therefore required once again, and the starting point for the recursion may be chosen in the same manner as for the routine `bessj`. The only fundamental difference is that the normalization formula for  $I_n(x)$  has an alternating minus sign in successive terms, which again arises from the substitution of  $ix$  for  $x$  in the formula used previously for  $J_n$

$$1 = I_0(x) - 2I_2(x) + 2I_4(x) - 2I_6(x) + \dots \quad (6.6.5)$$

In fact, we prefer simply to normalize with a call to `bessi0`.

With this simple modification, the recursion routines `bessj` and `bessy` become the new routines `bessi` and `bessk`:

```
float bessk(int n, float x)
Returns the modified Bessel function  $K_n(x)$  for positive  $x$  and  $n \geq 2$ .
```

```
{
    float bessk0(float x);
    float bessk1(float x);
    void nrerror(char error_text[]);
    int j;
    float bk, bkm, bkp, tox;

    if (n < 2) nrerror("Index n less than 2 in bessk");
    tox=2.0/x;
    bkm=bessk0(x);           Upward recurrence for all x...
    bk=bessk1(x);
    for (j=1; j<n; j++) {    ...and here it is.
        bkp=bkm+j*tox*bk;
        bkm=bk;
        bk=bkp;
    }
    return bk;
}
```

```
#include <math.h>
#define ACC 40.0           Make larger to increase accuracy.
#define BIGNO 1.0e10
#define BIGNI 1.0e-10
```

```
float bessi(int n, float x)
Returns the modified Bessel function  $I_n(x)$  for any real  $x$  and  $n \geq 2$ .
```

```
{
    float bessi0(float x);
    void nrerror(char error_text[]);
```

```

int j;
float bi,bim,bip,tox,ans;

if (n < 2) nrerror("Index n less than 2 in bessj");
if (x == 0.0)
    return 0.0;
else {
    tox=2.0/fabs(x);
    bip=ans=0.0;
    bi=1.0;
    for (j=2*(n+(int) sqrt(ACC*n));j>0;j--) {      Downward recurrence from even
        bim=bip+j*tox*bi;                          m.
        bip=bi;
        bi=bim;
        if (fabs(bi) > BIGNI) {                    Renormalize to prevent overflows.
            ans *= BIGNI;
            bi *= BIGNI;
            bip *= BIGNI;
        }
        if (j == n) ans=bip;
    }
    ans *= bessj0(x)/bi;                          Normalize with bessj0.
    return x < 0.0 && (n & 1) ? -ans : ans;
}
}

```

#### CITED REFERENCES AND FURTHER READING:

- Abramowitz, M., and Stegun, I.A. 1964, *Handbook of Mathematical Functions*, Applied Mathematics Series, Volume 55 (Washington: National Bureau of Standards; reprinted 1968 by Dover Publications, New York), §9.8. [1]
- Carrier, G.F., Krook, M. and Pearson, C.E. 1966, *Functions of a Complex Variable* (New York: McGraw-Hill), pp. 220ff.

## 6.7 Bessel Functions of Fractional Order, Airy Functions, Spherical Bessel Functions

Many algorithms have been proposed for computing Bessel functions of fractional order numerically. Most of them are, in fact, not very good in practice. The routines given here are rather complicated, but they can be recommended wholeheartedly.

### Ordinary Bessel Functions

The basic idea is *Steed's method*, which was originally developed [1] for Coulomb wave functions. The method calculates  $J_\nu$ ,  $J'_\nu$ ,  $Y_\nu$ , and  $Y'_\nu$  simultaneously, and so involves four relations among these functions. Three of the relations come from two continued fractions, one of which is complex. The fourth is provided by the Wronskian relation

$$W \equiv J_\nu Y'_\nu - Y_\nu J'_\nu = \frac{2}{\pi x} \quad (6.7.1)$$

The first continued fraction, CFI, is defined by

$$\begin{aligned}
 f_\nu &\equiv \frac{J'_\nu}{J_\nu} = \frac{\nu}{x} - \frac{J_{\nu+1}}{J_\nu} \\
 &= \frac{\nu}{x} - \frac{1}{2(\nu+1)/x - \frac{1}{2(\nu+2)/x - \dots}}
 \end{aligned} \quad (6.7.2)$$

```

int j;
float bi,bim,bip,tox,ans;

if (n < 2) nrerror("Index n less than 2 in bessj");
if (x == 0.0)
    return 0.0;
else {
    tox=2.0/fabs(x);
    bip=ans=0.0;
    bi=1.0;
    for (j=2*(n+(int) sqrt(ACC*n));j>0;j--) {      Downward recurrence from even
        bim=bip+j*tox*bi;                          m.
        bip=bi;
        bi=bim;
        if (fabs(bi) > BIGNI) {                      Renormalize to prevent overflows.
            ans *= BIGNI;
            bi *= BIGNI;
            bip *= BIGNI;
        }
        if (j == n) ans=bip;
    }
    ans *= bessj0(x)/bi;                          Normalize with bessj0.
    return x < 0.0 && (n & 1) ? -ans : ans;
}
}

```

#### CITED REFERENCES AND FURTHER READING:

- Abramowitz, M., and Stegun, I.A. 1964, *Handbook of Mathematical Functions*, Applied Mathematics Series, Volume 55 (Washington: National Bureau of Standards; reprinted 1968 by Dover Publications, New York), §9.8. [1]
- Carrier, G.F., Krook, M. and Pearson, C.E. 1966, *Functions of a Complex Variable* (New York: McGraw-Hill), pp. 220ff.

## 6.7 Bessel Functions of Fractional Order, Airy Functions, Spherical Bessel Functions

Many algorithms have been proposed for computing Bessel functions of fractional order numerically. Most of them are, in fact, not very good in practice. The routines given here are rather complicated, but they can be recommended wholeheartedly.

### Ordinary Bessel Functions

The basic idea is *Steed's method*, which was originally developed [1] for Coulomb wave functions. The method calculates  $J_\nu$ ,  $J'_\nu$ ,  $Y_\nu$ , and  $Y'_\nu$  simultaneously, and so involves four relations among these functions. Three of the relations come from two continued fractions, one of which is complex. The fourth is provided by the Wronskian relation

$$W \equiv J_\nu Y'_\nu - Y_\nu J'_\nu = \frac{2}{\pi x} \quad (6.7.1)$$

The first continued fraction, CFI, is defined by

$$\begin{aligned}
 f_\nu &\equiv \frac{J'_\nu}{J_\nu} = \frac{\nu}{x} - \frac{J_{\nu+1}}{J_\nu} \\
 &= \frac{\nu}{x} - \frac{1}{2(\nu+1)/x - \frac{1}{2(\nu+2)/x - \dots}}
 \end{aligned} \quad (6.7.2)$$

You can easily derive it from the three-term recurrence relation for Bessel functions: Start with equation (6.5.6) and use equation (5.5.18). Forward evaluation of the continued fraction by one of the methods of §5.2 is essentially equivalent to backward recurrence of the recurrence relation. The rate of convergence of CF1 is determined by the position of the *turning point*  $x_{tp} = \sqrt{\nu(\nu+1)} \approx \nu$ , beyond which the Bessel functions become oscillatory. If  $x \lesssim x_{tp}$ , convergence is very rapid. If  $x \gtrsim x_{tp}$ , then each iteration of the continued fraction effectively increases  $\nu$  by one until  $x \lesssim x_{tp}$ ; thereafter rapid convergence sets in. Thus the number of iterations of CF1 is of order  $x$  for large  $x$ . In the routine `bessjy` we set the maximum allowed number of iterations to 10,000. For larger  $x$ , you can use the usual asymptotic expressions for Bessel functions.

One can show that the sign of  $J_\nu$  is the same as the sign of the denominator of CF1 once it has converged.

The complex continued fraction CF2 is defined by

$$p + iq \equiv \frac{J'_\nu + iY'_\nu}{J_\nu + iY_\nu} = -\frac{1}{2x} + i + \frac{i}{x} \frac{(1/2)^2 - \nu^2}{2(x+i)} \frac{(3/2)^2 - \nu^2}{2(x+2i)} \dots \quad (6.7.3)$$

(We sketch the derivation of CF2 in the analogous case of modified Bessel functions in the next subsection.) This continued fraction converges rapidly for  $x \gtrsim x_{tp}$ , while convergence fails as  $x \rightarrow 0$ . We have to adopt a special method for small  $x$ , which we describe below. For  $x$  not too small, we can ensure that  $x \gtrsim x_{tp}$  by a stable recurrence of  $J_\nu$  and  $J'_\nu$  downwards to a value  $\nu = \mu \lesssim x$ , thus yielding the ratio  $f_\mu$  at this lower value of  $\nu$ . This is the stable direction for the recurrence relation. The initial values for the recurrence are

$$J_\nu = \text{arbitrary}, \quad J'_\nu = f_\nu J_\nu, \quad (6.7.4)$$

with the sign of the arbitrary initial value of  $J_\nu$  chosen to be the sign of the denominator of CF1. Choosing the initial value of  $J_\nu$  very small minimizes the possibility of overflow during the recurrence. The recurrence relations are

$$\begin{aligned} J_{\nu-1} &= \frac{\nu}{x} J_\nu + J'_\nu \\ J'_{\nu-1} &= \frac{\nu-1}{x} J_{\nu-1} - J_\nu \end{aligned} \quad (6.7.5)$$

Once CF2 has been evaluated at  $\nu = \mu$ , then with the Wronskian (6.7.1) we have enough relations to solve for all four quantities. The formulas are simplified by introducing the quantity

$$\gamma \equiv \frac{p - f_\mu}{q} \quad (6.7.6)$$

Then

$$J_\mu = \pm \left( \frac{W}{q + \gamma(p - f_\mu)} \right)^{1/2} \quad (6.7.7)$$

$$J'_\mu = f_\mu J_\mu \quad (6.7.8)$$

$$Y_\mu = \gamma J_\mu \quad (6.7.9)$$

$$Y'_\mu = Y_\mu \left( p + \frac{q}{\gamma} \right) \quad (6.7.10)$$

The sign of  $J_\mu$  in (6.7.7) is chosen to be the same as the sign of the initial  $J_\nu$  in (6.7.4).

Once all four functions have been determined at the value  $\nu = \mu$ , we can find them at the original value of  $\nu$ . For  $J_\nu$  and  $J'_\nu$ , simply scale the values in (6.7.4) by the ratio of (6.7.7) to the value found after applying the recurrence (6.7.5). The quantities  $Y_\nu$  and  $Y'_\nu$  can be found by starting with the values in (6.7.9) and (6.7.10) and using the stable upwards recurrence

$$Y_{\nu+1} = \frac{2\nu}{x} Y_\nu - Y_{\nu-1} \quad (6.7.11)$$

together with the relation

$$Y'_\nu = \frac{\nu}{x} Y_\nu - Y_{\nu+1} \quad (6.7.12)$$

Now turn to the case of small  $x$ , when CF2 is not suitable. Temme [2] has given a good method of evaluating  $Y_\nu$  and  $Y_{\nu+1}$ , and hence  $Y'_\nu$  from (6.7.12), by series expansions that accurately handle the singularity as  $x \rightarrow 0$ . The expansions work only for  $|\nu| \leq 1/2$ , and so now the recurrence (6.7.5) is used to evaluate  $f_\nu$  at a value  $\nu = \mu$  in this interval. Then one calculates  $J_\mu$  from

$$J_\mu = \frac{W}{Y'_\mu - Y_\mu f_\mu} \quad (6.7.13)$$

and  $J'_\mu$  from (6.7.8). The values at the original value of  $\nu$  are determined by scaling as before, and the  $Y$ 's are recurred up as before.

Temme's series are

$$Y_\nu = - \sum_{k=0}^{\infty} c_k g_k \quad Y_{\nu+1} = - \frac{2}{x} \sum_{k=0}^{\infty} c_k h_k \quad (6.7.14)$$

Here

$$c_k = \frac{(-x^2/4)^k}{k!} \quad (6.7.15)$$

while the coefficients  $g_k$  and  $h_k$  are defined in terms of quantities  $p_k$ ,  $q_k$ , and  $f_k$  that can be found by recursion:

$$\begin{aligned} g_k &= f_k + \frac{2}{\nu} \sin^2 \left( \frac{\nu\pi}{2} \right) q_k \\ h_k &= -k g_k + p_k \\ p_k &= \frac{p_{k-1}}{k - \nu} \\ q_k &= \frac{q_{k-1}}{k + \nu} \\ f_k &= \frac{k f_{k-1} + p_{k-1} + q_{k-1}}{k^2 - \nu^2} \end{aligned} \quad (6.7.16)$$

The initial values for the recurrences are

$$\begin{aligned} p_0 &= \frac{1}{\pi} \left( \frac{x}{2} \right)^{-\nu} \Gamma(1 + \nu) \\ q_0 &= \frac{1}{\pi} \left( \frac{x}{2} \right)^{\nu} \Gamma(1 - \nu) \\ f_0 &= \frac{2}{\pi} \frac{\nu\pi}{\sin \nu\pi} \left[ \cosh \sigma \Gamma_1(\nu) + \frac{\sinh \sigma}{\sigma} \ln \left( \frac{2}{x} \right) \Gamma_2(\nu) \right] \end{aligned} \quad (6.7.17)$$

with

$$\begin{aligned} \sigma &= \nu \ln \left( \frac{2}{x} \right) \\ \Gamma_1(\nu) &= \frac{1}{2\nu} \left[ \frac{1}{\Gamma(1 - \nu)} - \frac{1}{\Gamma(1 + \nu)} \right] \\ \Gamma_2(\nu) &= \frac{1}{2} \left[ \frac{1}{\Gamma(1 - \nu)} + \frac{1}{\Gamma(1 + \nu)} \right] \end{aligned} \quad (6.7.18)$$

The whole point of writing the formulas in this way is that the potential problems as  $\nu \rightarrow 0$  can be controlled by evaluating  $\nu\pi/\sin \nu\pi$ ,  $\sinh \sigma/\sigma$ , and  $\Gamma_1$  carefully. In particular, Temme gives Chebyshev expansions for  $\Gamma_1(\nu)$  and  $\Gamma_2(\nu)$ . We have rearranged his expansion for  $\Gamma_1$  to be explicitly an even series in  $\nu$  so that we can use our routine `chebev` as explained in §5.8.

The routine assumes  $\nu \geq 0$ . For negative  $\nu$  you can use the reflection formulas

$$\begin{aligned} J_{-\nu} &= \cos \nu\pi J_\nu - \sin \nu\pi Y_\nu \\ Y_{-\nu} &= \sin \nu\pi J_\nu + \cos \nu\pi Y_\nu \end{aligned} \quad (6.7.19)$$

The routine also assumes  $x > 0$ . For  $x < 0$  the functions are in general complex, but expressible in terms of functions with  $x > 0$ . For  $x = 0$ ,  $Y_\nu$  is singular.



Internal arithmetic in the routine is carried out in double precision. The complex arithmetic is carried out explicitly with real variables.

```
#include <math.h>
#include "nrutil.h"
#define EPS 1.0e-10
#define FPMIN 1.0e-30
#define MAXIT 10000
#define XMIN 2.0
#define PI 3.141592653589793

void bessjy(float x, float xnu, float *rj, float *ry, float *rjp, float *ryp)
Returns the Bessel functions  $rj = J_\nu$ ,  $ry = Y_\nu$  and their derivatives  $rjp = J'_\nu$ ,  $ryp = Y'_\nu$ , for
positive x and for  $xnu = \nu \geq 0$ . The relative accuracy is within one or two significant digits
of EPS, except near a zero of one of the functions, where EPS controls its absolute accuracy.
FPMIN is a number close to the machine's smallest floating-point number. All internal arithmetic
is in double precision. To convert the entire routine to double precision, change the float
declarations above to double and decrease EPS to  $10^{-16}$ . Also convert the function beschb.
{
    void beschb(double x, double *gam1, double *gam2, double *gampl,
                double *gammi);
    int i, isign, l, nl;
    double a, b, br, bi, c, cr, ci, d, del, del1, den, di, dlr, dli, dr, e, f, fact, fact2,
           fact3, ff, gam, gam1, gam2, gammi, gampl, h, p, pimu, pimu2, q, r, rj1,
           rj11, rjmu, rjpl1, rjpl, rjtemp, ry1, rymu, rymup, rytemp, sum, sum1,
           temp, w, x2, xi, xi2, xmu, xmu2;

    if (x <= 0.0 || xnu < 0.0) nrerror("bad arguments in bessjy");
    nl=(x < XMIN ? (int)(xnu+0.5) : IMAX(0, (int)(xnu-x+1.5)));
    nl is the number of downward recurrences of the  $J$ 's and upward recurrences of  $Y$ 's. xmu
    lies between  $-1/2$  and  $1/2$  for  $x < XMIN$ , while it is chosen so that x is greater than the
    turning point for  $x \geq XMIN$ .
    xmu=xnu-nl;
    xmu2=xmu*xmu;
    xi=1.0/x;
    xi2=2.0*xi;
    w=xi2/PI;
    isign=1;
    h=xnu*xi;
    if (h < FPMIN) h=FPMIN;
    b=xi2*xnu;
    d=0.0;
    c=h;
    for (i=1; i<=MAXIT; i++) {
        b += xi2;
        d=b-d;
        if (fabs(d) < FPMIN) d=FPMIN;
        c=b-1.0/c;
        if (fabs(c) < FPMIN) c=FPMIN;
        d=1.0/d;
        del=c*d;
        h=del*h;
        if (d < 0.0) isign = -isign;
        if (fabs(del-1.0) < EPS) break;
    }
    if (i > MAXIT) nrerror("x too large in bessjy; try asymptotic expansion");
    rj1=isign*FPMIN;
    rjpl=h*rj1;
    rj11=rj1;
    rjpl=rjpl;
    fact=xnu*xi;
    for (l=nl; l>=1; l--) {
        rjtemp=fact*rj1+rjpl;
        fact -= xi;
    }
}

The Wronskian.
Evaluate CF1 by modified Lentz's method (§5.2).
isign keeps track of sign changes in the denominator.
```

Sample page from NUMERICAL RECIPES IN C: THE ART OF SCIENTIFIC COMPUTING (ISBN 0-521-43108-5)  
 Copyright (C) 1988-1992 by Cambridge University Press. Programs Copyright (C) 1988-1992 by Numerical Recipes Software.  
 Permission is granted for internet users to make one paper copy for their own personal use. Further reproduction, or any copying of machine-  
 readable files (including this one), to any server computer, is strictly prohibited. To order Numerical Recipes books or CDROMs, visit website  
<http://www.nr.com> or call 1-800-872-7423 (North America only), or send email to [directcustserv@cambridge.org](mailto:directcustserv@cambridge.org) (outside North America).

```

    rjpl=fact*rjtemp-rjl;
    rjl=rjtemp;
}
if (rjl == 0.0) rjl=EPS;
f=rjpl/rjl;
if (x < XMIN) {
    x2=0.5*x;
    pimu=PI*xmu;
    fact = (fabs(pimu) < EPS ? 1.0 : pimu/sin(pimu));
    d = -log(x2);
    e=xmu*d;
    fact2 = (fabs(e) < EPS ? 1.0 : sinh(e)/e);
    beschb(xmu,&gam1,&gam2,&gampl,&gammi);    Chebyshev evaluation of  $\Gamma_1$  and  $\Gamma_2$ .
    ff=2.0/PI*fact*(gam1*cosh(e)+gam2*fact2*d);    f0.
    e=exp(e);
    p=e/(gampl*PI);
    q=1.0/(e*PI*gammi);
    pimu2=0.5*pimu;
    fact3 = (fabs(pimu2) < EPS ? 1.0 : sin(pimu2)/pimu2);
    r=PI*pimu2*fact3*fact3;
    c=1.0;
    d = -x2*x2;
    sum=ff+r*q;
    sum1=p;
    for (i=1;i<=MAXIT;i++) {
        ff=(i*ff+p+q)/(i*i-xmu2);
        c *= (d/i);
        p /= (i-xmu);
        q /= (i+xmu);
        del=c*(ff+r*q);
        sum += del;
        del1=c*p-i*del;
        sum1 += del1;
        if (fabs(del) < (1.0+fabs(sum))*EPS) break;
    }
    if (i > MAXIT) nrerror("bessy series failed to converge");
    rymu = -sum;
    ry1 = -sum1*xi2;
    rymup=xmu*xi*rymu-ry1;
    rjmu=w/(rymup-f*rymu);
} else {
    a=0.25-xmu2;
    p = -0.5*x;
    q=1.0;
    br=2.0*x;
    bi=2.0;
    fact=a*xi/(p*p+q*q);
    cr=br+q*fact;
    ci=bi+p*fact;
    den=br*br+bi*bi;
    dr=br/den;
    di = -bi/den;
    dlr=cr*dr-ci*di;
    dli=cr*di+ci*dr;
    temp=p*dlr-q*dli;
    q=p*dli+q*dlr;
    p=temp;
    for (i=2;i<=MAXIT;i++) {
        a += 2*(i-1);
        bi += 2.0;
        dr=a*dr+br;
        di=a*di+bi;
        if (fabs(dr)+fabs(di) < FPMIN) dr=FPMIN;
        fact=a/(cr*cr+ci*ci);

```

Now have unnormalized  $J_\mu$  and  $J'_\mu$ .  
Use series.

$p_0$ .  
 $q_0$ .

Equation (6.7.13).  
Evaluate CF2 by modified Lentz's method (§5.2).

Sample page from NUMERICAL RECIPES IN C: THE ART OF SCIENTIFIC COMPUTING (ISBN 0-521-43108-5)  
Copyright (C) 1988-1992 by Cambridge University Press. Programs Copyright (C) 1988-1992 by Numerical Recipes Software.  
Permission is granted for internet users to make one paper copy for their own personal use. Further reproduction, or any copying of machine-readable files (including this one), to any server computer, is strictly prohibited. To order Numerical Recipes books or CDROMs, visit website <http://www.nr.com> or call 1-800-872-7423 (North America only), or send email to [directcustserv@cambridge.org](mailto:directcustserv@cambridge.org) (outside North America).

```

    cr=br+cr*fact;
    ci=bi-ci*fact;
    if (fabs(cr)+fabs(ci) < FPMIN) cr=FPMIN;
    den=dr*dr+di*di;
    dr /= den;
    di /= -den;
    dlr=cr*dr-ci*di;
    dli=cr*di+ci*dr;
    temp=p*dlr-q*dli;
    q=p*dli+q*dlr;
    p=temp;
    if (fabs(dlr-1.0)+fabs(dli) < EPS) break;
}
if (i > MAXIT) nrerror("cf2 failed in bessjy");
gam=(p-f)/q;           Equations (6.7.6) – (6.7.10).
rjmu=sqrt(w/((p-f)*gam+q));
rjmu=SIGN(rjmu,rj1);
rymu=rjmu*gam;
rymup=rymu*(p+q/gam);
ry1=xmu*xi*rymu-rymup;
}
fact=rjmu/rj1;
*rj=rj1*fact;           Scale original  $J_\nu$  and  $J'_\nu$ .
*rjp=rjp1*fact;
for (i=1;i<=nl;i++) {   Upward recurrence of  $Y_\nu$ .
    rytemp=(xmu+i)*xi2*ry1-rymu;
    rymu=ry1;
    ry1=rytemp;
}
*ry=rymu;
*ryp=xnu*xi*rymu-ry1;
}

#define NUSE1 5
#define NUSE2 5

void beschb(double x, double *gam1, double *gam2, double *gampl, double *gammi)
Evaluates  $\Gamma_1$  and  $\Gamma_2$  by Chebyshev expansion for  $|x| \leq 1/2$ . Also returns  $1/\Gamma(1+x)$  and
 $1/\Gamma(1-x)$ . If converting to double precision, set NUSE1 = 7, NUSE2 = 8.
{
    float chebev(float a, float b, float c[], int m, float x);
    float xx;
    static float c1[] = {
        -1.142022680371168e0,6.5165112670737e-3,
        3.087090173086e-4,-3.4706269649e-6,6.9437664e-9,
        3.67795e-11,-1.356e-13};
    static float c2[] = {
        1.843740587300905e0,-7.68528408447867e-2,
        1.2719271366546e-3,-4.9717367042e-6,-3.31261198e-8,
        2.423096e-10,-1.702e-13,-1.49e-15};

    xx=8.0*x*x-1.0;           Multiply x by 2 to make range be -1 to 1,
    *gam1=chebev(-1.0,1.0,c1,NUSE1,xx);           and then apply transformation for eval-
    *gam2=chebev(-1.0,1.0,c2,NUSE2,xx);           uating even Chebyshev series.
    *gampl= *gam2-x*( *gam1);
    *gammi= *gam2+x*( *gam1);
}

```

## Modified Bessel Functions

Steed's method does not work for modified Bessel functions because in this case CF2 is purely imaginary and we have only three relations among the four functions. Temme[3] has given a normalization condition that provides the fourth relation.

The Wronskian relation is

$$W \equiv I_\nu K'_\nu - K_\nu I'_\nu = -\frac{1}{x} \quad (6.7.20)$$

The continued fraction CF1 becomes

$$f_\nu \equiv \frac{I'_\nu}{I_\nu} = \frac{\nu}{x} + \frac{1}{2(\nu+1)/x + \frac{1}{2(\nu+2)/x + \dots}} \quad (6.7.21)$$

To get CF2 and the normalization condition in a convenient form, consider the sequence of confluent hypergeometric functions

$$z_n(x) = U(\nu + 1/2 + n, 2\nu + 1, 2x) \quad (6.7.22)$$

for fixed  $\nu$ . Then

$$K_\nu(x) = \pi^{1/2} (2x)^\nu e^{-x} z_0(x) \quad (6.7.23)$$

$$\frac{K_{\nu+1}(x)}{K_\nu(x)} = \frac{1}{x} \left[ \nu + \frac{1}{2} + x + \left( \nu^2 - \frac{1}{4} \right) \frac{z_1}{z_0} \right] \quad (6.7.24)$$

Equation (6.7.23) is the standard expression for  $K_\nu$  in terms of a confluent hypergeometric function, while equation (6.7.24) follows from relations between contiguous confluent hypergeometric functions (equations 13.4.16 and 13.4.18 in Abramowitz and Stegun). Now the functions  $z_n$  satisfy the three-term recurrence relation (equation 13.4.15 in Abramowitz and Stegun)

$$z_{n-1}(x) = b_n z_n(x) + a_{n+1} z_{n+1} \quad (6.7.25)$$

with

$$b_n = 2(n+x) \quad (6.7.26)$$

$$a_{n+1} = -[(n+1/2)^2 - \nu^2]$$

Following the steps leading to equation (5.5.18), we get the continued fraction CF2

$$\frac{z_1}{z_0} = \frac{1}{b_1 + \frac{a_2}{b_2 + \dots}} \quad (6.7.27)$$

from which (6.7.24) gives  $K_{\nu+1}/K_\nu$  and thus  $K'_\nu/K_\nu$ .

Temme's normalization condition is that

$$\sum_{n=0}^{\infty} C_n z_n = \left( \frac{1}{2x} \right)^{\nu+1/2} \quad (6.7.28)$$

where

$$C_n = \frac{(-1)^n \Gamma(\nu + 1/2 + n)}{n! \Gamma(\nu + 1/2 - n)} \quad (6.7.29)$$

Note that the  $C_n$ 's can be determined by recursion:

$$C_0 = 1, \quad C_{n+1} = -\frac{a_{n+1}}{n+1} C_n \quad (6.7.30)$$

We use the condition (6.7.28) by finding

$$S = \sum_{n=1}^{\infty} C_n \frac{z_n}{z_0} \quad (6.7.31)$$

Then

$$z_0 = \left( \frac{1}{2x} \right)^{\nu+1/2} \frac{1}{1+S} \quad (6.7.32)$$

and (6.7.23) gives  $K_\nu$ .

Thompson and Barnett [4] have given a clever method of doing the sum (6.7.31) simultaneously with the forward evaluation of the continued fraction CF2. Suppose the continued fraction is being evaluated as

$$\frac{z_1}{z_0} = \sum_{n=0}^{\infty} \Delta h_n \quad (6.7.33)$$

where the increments  $\Delta h_n$  are being found by, e.g., Steed's algorithm or the modified Lentz's algorithm of §5.2. Then the approximation to  $S$  keeping the first  $N$  terms can be found as

$$S_N = \sum_{n=1}^N Q_n \Delta h_n \quad (6.7.34)$$

Here

$$Q_n = \sum_{k=1}^n C_k q_k \quad (6.7.35)$$

and  $q_k$  is found by recursion from

$$q_{k+1} = (q_{k-1} - b_k q_k) / a_{k+1} \quad (6.7.36)$$

starting with  $q_0 = 0$ ,  $q_1 = 1$ . For the case at hand, approximately three times as many terms are needed to get  $S$  to converge as are needed simply for CF2 to converge.

To find  $K_\nu$  and  $K_{\nu+1}$  for small  $x$  we use series analogous to (6.7.14):

$$K_\nu = \sum_{k=0}^{\infty} c_k f_k \quad K_{\nu+1} = \frac{2}{x} \sum_{k=0}^{\infty} c_k h_k \quad (6.7.37)$$

Here

$$\begin{aligned} c_k &= \frac{(x^2/4)^k}{k!} \\ h_k &= -k f_k + p_k \\ p_k &= \frac{p_{k-1}}{k - \nu} \\ q_k &= \frac{q_{k-1}}{k + \nu} \\ f_k &= \frac{k f_{k-1} + p_{k-1} + q_{k-1}}{k^2 - \nu^2} \end{aligned} \quad (6.7.38)$$

The initial values for the recurrences are

$$\begin{aligned} p_0 &= \frac{1}{2} \left(\frac{x}{2}\right)^{-\nu} \Gamma(1 + \nu) \\ q_0 &= \frac{1}{2} \left(\frac{x}{2}\right)^{\nu} \Gamma(1 - \nu) \\ f_0 &= \frac{\nu\pi}{\sin \nu\pi} \left[ \cosh \sigma \Gamma_1(\nu) + \frac{\sinh \sigma}{\sigma} \ln \left(\frac{2}{x}\right) \Gamma_2(\nu) \right] \end{aligned} \quad (6.7.39)$$

Both the series for small  $x$ , and CF2 and the normalization relation (6.7.28) require  $|\nu| \leq 1/2$ . In both cases, therefore, we recurse  $I_\nu$  down to a value  $\nu = \mu$  in this interval, find  $K_\mu$  there, and recurse  $K_\nu$  back up to the original value of  $\nu$ .

The routine assumes  $\nu \geq 0$ . For negative  $\nu$  use the reflection formulas

$$\begin{aligned} I_{-\nu} &= I_\nu + \frac{2}{\pi} \sin(\nu\pi) K_\nu \\ K_{-\nu} &= K_\nu \end{aligned} \quad (6.7.40)$$

Note that for large  $x$ ,  $I_\nu \sim e^x$ ,  $K_\nu \sim e^{-x}$ , and so these functions will overflow or underflow. It is often desirable to be able to compute the scaled quantities  $e^{-x} I_\nu$  and  $e^x K_\nu$ . Simply omitting the factor  $e^{-x}$  in equation (6.7.23) will ensure that all four quantities will have the appropriate scaling. If you also want to scale the four quantities for small  $x$  when the series in equation (6.7.37) are used, you must multiply each series by  $e^x$ .

```

#include <math.h>
#define EPS 1.0e-10
#define FPMIN 1.0e-30
#define MAXIT 10000
#define XMIN 2.0
#define PI 3.141592653589793

void bessik(float x, float xnu, float *ri, float *rk, float *rip, float *rkp)
Returns the modified Bessel functions  $ri = I_\nu$ ,  $rk = K_\nu$  and their derivatives  $rip = I'_\nu$ ,
 $rkp = K'_\nu$ , for positive  $x$  and for  $xnu = \nu \geq 0$ . The relative accuracy is within one or two
significant digits of EPS. FPMIN is a number close to the machine's smallest floating-point
number. All internal arithmetic is in double precision. To convert the entire routine to double
precision, change the float declarations above to double and decrease EPS to  $10^{-16}$ . Also
convert the function beschb.
{
    void beschb(double x, double *gam1, double *gam2, double *gampl,
                double *gammi);
    void nrerror(char error_text[]);
    int i,l,nl;
    double a,a1,b,c,d,del,del1,delh,dels,e,f,fact,fact2,ff,gam1,gam2,
           gammi,gampl,h,p,pimu,q,q1,q2,qnew,ril,ril1,rimu,rip1,ripl,
           ritemp,rk1,rkmu,rkmup,rktemp,s,sum,sum1,x2,xi,xi2,xmu,xmu2;

    if (x <= 0.0 || xnu < 0.0) nrerror("bad arguments in bessik");
    nl=(int)(xnu+0.5);
    xmu=xnu-nl;
    xmu2=xmu*xmu;
    xi=1.0/x;
    xi2=2.0*xi;
    h=xnu*xi;
    if (h < FPMIN) h=FPMIN;
    b=xi2*xnu;
    d=0.0;
    c=h;
    for (i=1;i<=MAXIT;i++) {
        b += xi2;
        d=1.0/(b+d);
        c=b+1.0/c;
        del=c*d;
        h=del*h;
        if (fabs(del-1.0) < EPS) break;
    }
    if (i > MAXIT) nrerror("x too large in bessik; try asymptotic expansion");
    ril=FPMIN;
    ripl=h*ril;
    ril1=ril;
    rip1=ripl;
    fact=xnu*xi;
    for (l=nl;l>=1;l--) {
        ritemp=fact*ril+ripl;
        fact -= xi;
        ripl=fact*ritemp+ril;
        ril=ritemp;
    }
    f=ripl/ril;
    if (x < XMIN) {
        x2=0.5*x;
        pimu=PI*xmu;
        fact = (fabs(pimu) < EPS ? 1.0 : pimu/sin(pimu));
        d = -log(x2);
        e=xmu*d;
        fact2 = (fabs(e) < EPS ? 1.0 : sinh(e)/e);
        beschb(xmu,&gam1,&gam2,&gampl,&gammi);
        ff=fact*(gam1*cosh(e)+gam2*fact2*d);
    }
    nl is the number of downward recurrences of the  $I$ 's and upward recurrences of  $K$ 's. xmu lies between  $-1/2$  and  $1/2$ .
    Evaluate CF1 by modified Lentz's method (§5.2).
    Denominators cannot be zero here, so no need for special precautions.
    Initialize  $I_\nu$  and  $I'_\nu$  for downward recurrence.
    Store values for later rescaling.
    Now have unnormalized  $I_\mu$  and  $I'_\mu$ .
    Use series.
    Chebyshev evaluation of  $\Gamma_1$  and  $\Gamma_2$ .
     $f_0$ .

```

Sample page from NUMERICAL RECIPES IN C: THE ART OF SCIENTIFIC COMPUTING (ISBN 0-521-43108-5)  
 Copyright (C) 1988-1992 by Cambridge University Press. Programs Copyright (C) 1988-1992 by Numerical Recipes Software.  
 Permission is granted for internet users to make one paper copy for their own personal use. Further reproduction, or any copying of machine-readable files (including this one), to any server computer, is strictly prohibited. To order Numerical Recipes books or CDROMs, visit website <http://www.nr.com> or call 1-800-872-7423 (North America only), or send email to [directcustserv@cambridge.org](mailto:directcustserv@cambridge.org) (outside North America).

```

sum=ff;
e=exp(e);
p=0.5*e/gampl;
q=0.5/(e*gammi);
c=1.0;
d=x2*x2;
sum1=p;
for (i=1;i<=MAXIT;i++) {
    ff=(i*ff+p+q)/(i*i-xmu2);
    c *= (d/i);
    p /= (i-xmu);
    q /= (i+xmu);
    del=c*ff;
    sum += del;
    del1=c*(p-i*ff);
    sum1 += del1;
    if (fabs(del) < fabs(sum)*EPS) break;
}
if (i > MAXIT) nrerror("bessk series failed to converge");
rkmu=sum;
rk1=sum1*xi2;
} else {
    b=2.0*(1.0+x);
    d=1.0/b;
    h=delh=d;
    q1=0.0;
    q2=1.0;
    a1=0.25-xmu2;
    q=c*a1;
    a = -a1;
    s=1.0+q*delh;
    for (i=2;i<=MAXIT;i++) {
        a -- 2*(i-1);
        c = -a*c/i;
        qnew=(q1-b*q2)/a;
        q1=q2;
        q2=qnew;
        q += c*qnew;
        b += 2.0;
        d=1.0/(b+a*d);
        delh=(b*d-1.0)*delh;
        h += delh;
        dels=q*delh;
        s += dels;
        if (fabs(dels/s) < EPS) break;
        Need only test convergence of sum since CF2 itself converges more quickly.
    }
    if (i > MAXIT) nrerror("bessik: failure to converge in cf2");
    h=a1*h;
    rkmu=sqrt(PI/(2.0*x))*exp(-x)/s;
    rk1=rkmu*(xmu+x+0.5-h)*xi;
}
rkmu=xmu*xi*rkmu-rk1;
rimu=xi/(f*rkmu-rkmup);
*ri=(rimu*ril1)/ril;
*rip=(rimu*rip1)/ril;
for (i=1;i<=nl;i++) {
    rktemp=(xmu+i)*xi2*rk1+rkmup;
    rkmu=rk1;
    rk1=rktemp;
}
*rk=rkmu;
*rkp=xnu*xi*rkmu-rk1;
}

```

$p_0$ .  
 $q_0$ .

Evaluate CF2 by Steed's algorithm (§5.2), which is OK because there can be no zero denominators.

Initializations for recurrence (6.7.35).

First term in equation (6.7.34).

Omit the factor  $\exp(-x)$  to scale all the returned functions by  $\exp(x)$  for  $x \geq XMIN$ .

Get  $I_\mu$  from Wronskian. Scale original  $I_\nu$  and  $I'_\nu$ .

Upward recurrence of  $K_\nu$ .

Sample page from NUMERICAL RECIPES IN C: THE ART OF SCIENTIFIC COMPUTING (ISBN 0-521-43108-5)  
 Copyright (C) 1988-1992 by Cambridge University Press. Programs Copyright (C) 1988-1992 by Numerical Recipes Software.  
 Permission is granted for internet users to make one paper copy for their own personal use. Further reproduction, or any copying of machine-readable files (including this one), to any server computer, is strictly prohibited. To order Numerical Recipes books or CDROMs, visit website <http://www.nr.com> or call 1-800-872-7423 (North America only), or send email to [directcustserv@cambridge.org](mailto:directcustserv@cambridge.org) (outside North America).

## Airy Functions

For positive  $x$ , the Airy functions are defined by

$$\text{Ai}(x) = \frac{1}{\pi} \sqrt{\frac{x}{3}} K_{1/3}(z) \quad (6.7.41)$$

$$\text{Bi}(x) = \sqrt{\frac{x}{3}} [I_{1/3}(z) + I_{-1/3}(z)] \quad (6.7.42)$$

where

$$z = \frac{2}{3} x^{3/2} \quad (6.7.43)$$

By using the reflection formula (6.7.40), we can convert (6.7.42) into the computationally more useful form

$$\text{Bi}(x) = \sqrt{x} \left[ \frac{2}{\sqrt{3}} I_{1/3}(z) + \frac{1}{\pi} K_{1/3}(z) \right] \quad (6.7.44)$$

so that Ai and Bi can be evaluated with a single call to `bessik`.

The derivatives should not be evaluated by simply differentiating the above expressions because of possible subtraction errors near  $x = 0$ . Instead, use the equivalent expressions

$$\begin{aligned} \text{Ai}'(x) &= -\frac{x}{\pi\sqrt{3}} K_{2/3}(z) \\ \text{Bi}'(x) &= x \left[ \frac{2}{\sqrt{3}} I_{2/3}(z) + \frac{1}{\pi} K_{2/3}(z) \right] \end{aligned} \quad (6.7.45)$$

The corresponding formulas for negative arguments are

$$\begin{aligned} \text{Ai}(-x) &= \frac{\sqrt{x}}{2} \left[ J_{1/3}(z) - \frac{1}{\sqrt{3}} Y_{1/3}(z) \right] \\ \text{Bi}(-x) &= -\frac{\sqrt{x}}{2} \left[ \frac{1}{\sqrt{3}} J_{1/3}(z) + Y_{1/3}(z) \right] \\ \text{Ai}'(-x) &= \frac{x}{2} \left[ J_{2/3}(z) + \frac{1}{\sqrt{3}} Y_{2/3}(z) \right] \\ \text{Bi}'(-x) &= \frac{x}{2} \left[ \frac{1}{\sqrt{3}} J_{2/3}(z) - Y_{2/3}(z) \right] \end{aligned} \quad (6.7.46)$$

```
#include <math.h>
#define PI 3.1415927
#define THIRD (1.0/3.0)
#define TWOTHR (2.0*THIRD)
#define ONOVRT 0.57735027

void airy(float x, float *ai, float *bi, float *aip, float *bip)
Returns Airy functions Ai(x), Bi(x), and their derivatives Ai'(x), Bi'(x).
{
    void bessik(float x, float xnu, float *ri, float *rk, float *rip,
                float *rpk);
    void bessjy(float x, float xnu, float *rj, float *ry, float *rjp,
                float *ryp);
    float absx,ri,rip,rj,rjp,rk,rkp,rootx,ry,ryp,z;

    absx=fabs(x);
    rootx=sqrt(absx);
    z=TWOTHR*absx*rootx;
    if (x > 0.0) {
        bessik(z,THIRD,&ri,&rk,&rip,&rpk);
        *ai=rootx*ONOVRT*rk/PI;
```



```

    *bi=rootx*(rk/PI+2.0*ONOVRT*ri);
    bessik(z,TWOTHR,&ri,&rk,&rip,&rkp);
    *aip = -x*ONOVRT*rk/PI;
    *bip=x*(rk/PI+2.0*ONOVRT*ri);
} else if (x < 0.0) {
    bessjy(z,THIRD,&rj,&ry,&rjp,&ryp);
    *ai=0.5*rootx*(rj-ONOVRT*ry);
    *bi = -0.5*rootx*(ry+ONOVRT*rj);
    bessjy(z,TWOTHR,&rj,&ry,&rjp,&ryp);
    *aip=0.5*absx*(ONOVRT*ry+rj);
    *bip=0.5*absx*(ONOVRT*rj-ry);
} else {
    Case x = 0.
    *ai=0.35502805;
    *bi>(*ai)/ONOVRT;
    *aip = -0.25881940;
    *bip = -(*aip)/ONOVRT;
}
}
}

```

## Spherical Bessel Functions

For integer  $n$ , spherical Bessel functions are defined by

$$\begin{aligned}
 j_n(x) &= \sqrt{\frac{\pi}{2x}} J_{n+(1/2)}(x) \\
 y_n(x) &= \sqrt{\frac{\pi}{2x}} Y_{n+(1/2)}(x)
 \end{aligned}
 \tag{6.7.47}$$

They can be evaluated by a call to `bessjy`, and the derivatives can safely be found from the derivatives of equation (6.7.47).

Note that in the continued fraction CF2 in (6.7.3) just the first term survives for  $\nu = 1/2$ . Thus one can make a very simple algorithm for spherical Bessel functions along the lines of `bessjy` by always recursing  $j_n$  down to  $n = 0$ , setting  $p$  and  $q$  from the first term in CF2, and then recursing  $y_n$  up. No special series is required near  $x = 0$ . However, `bessjy` is already so efficient that we have not bothered to provide an independent routine for spherical Bessels.

```

#include <math.h>
#define RTPI02 1.2533141

void sphbes(int n, float x, float *sj, float *sy, float *sjp, float *syp)
Returns spherical Bessel functions  $j_n(x)$ ,  $y_n(x)$ , and their derivatives  $j'_n(x)$ ,  $y'_n(x)$  for integer  $n$ .
{
    void bessjy(float x, float xnu, float *rj, float *ry, float *rjp,
                float *ryp);
    void nrerror(char error_text[]);
    float factor,order,rj,rjp,ry,ryp;

    if (n < 0 || x <= 0.0) nrerror("bad arguments in sphbes");
    order=n+0.5;
    bessjy(x,order,&rj,&ry,&rjp,&ryp);
    factor=RTPI02/sqrt(x);
    *sj=factor*rj;
    *sy=factor*ry;
    *sjp=factor*rjp-(*sj)/(2.0*x);
    *syp=factor*ryp-(*sy)/(2.0*x);
}

```

## CITED REFERENCES AND FURTHER READING:

- Barnett, A.R., Feng, D.H., Steed, J.W., and Goldfarb, L.J.B. 1974, *Computer Physics Communications*, vol. 8, pp. 377–395. [1]  
 Temme, N.M. 1976, *Journal of Computational Physics*, vol. 21, pp. 343–350 [2]; 1975, *op. cit.*, vol. 19, pp. 324–337. [3]  
 Thompson, I.J., and Barnett, A.R. 1987, *Computer Physics Communications*, vol. 47, pp. 245–257. [4]  
 Barnett, A.R. 1981, *Computer Physics Communications*, vol. 21, pp. 297–314.  
 Thompson, I.J., and Barnett, A.R. 1986, *Journal of Computational Physics*, vol. 64, pp. 490–509.  
 Abramowitz, M., and Stegun, I.A. 1964, *Handbook of Mathematical Functions*, Applied Mathematics Series, Volume 55 (Washington: National Bureau of Standards; reprinted 1968 by Dover Publications, New York), Chapter 10.

## 6.8 Spherical Harmonics

Spherical harmonics occur in a large variety of physical problems, for example, whenever a wave equation, or Laplace's equation, is solved by separation of variables in spherical coordinates. The spherical harmonic  $Y_{lm}(\theta, \phi)$ ,  $-l \leq m \leq l$ , is a function of the two coordinates  $\theta, \phi$  on the surface of a sphere.

The spherical harmonics are orthogonal for different  $l$  and  $m$ , and they are normalized so that their integrated square over the sphere is unity:

$$\int_0^{2\pi} d\phi \int_{-1}^1 d(\cos\theta) Y_{l'm'}^*(\theta, \phi) Y_{lm}(\theta, \phi) = \delta_{l'l} \delta_{m'm} \quad (6.8.1)$$

Here asterisk denotes complex conjugation.

Mathematically, the spherical harmonics are related to *associated Legendre polynomials* by the equation

$$Y_{lm}(\theta, \phi) = \sqrt{\frac{2l+1}{4\pi} \frac{(l-m)!}{(l+m)!}} P_l^m(\cos\theta) e^{im\phi} \quad (6.8.2)$$

By using the relation

$$Y_{l,-m}(\theta, \phi) = (-1)^m Y_{lm}^*(\theta, \phi) \quad (6.8.3)$$

we can always relate a spherical harmonic to an associated Legendre polynomial with  $m \geq 0$ . With  $x \equiv \cos\theta$ , these are defined in terms of the ordinary Legendre polynomials (cf. §4.5 and §5.5) by

$$P_l^m(x) = (-1)^m (1-x^2)^{m/2} \frac{d^m}{dx^m} P_l(x) \quad (6.8.4)$$

Sample page from NUMERICAL RECIPES IN C: THE ART OF SCIENTIFIC COMPUTING (ISBN 0-521-43108-5)  
 Copyright (C) 1988-1992 by Cambridge University Press. Programs Copyright (C) 1988-1992 by Numerical Recipes Software.  
 Permission is granted for internet users to make one paper copy for their own personal use. Further reproduction, or any copying of machine-readable files (including this one), to any server computer, is strictly prohibited. To order Numerical Recipes books or CDROMs, visit website <http://www.nr.com> or call 1-800-872-7423 (North America only), or send email to [directcustserv@cambridge.org](mailto:directcustserv@cambridge.org) (outside North America).

## CITED REFERENCES AND FURTHER READING:

- Barnett, A.R., Feng, D.H., Steed, J.W., and Goldfarb, L.J.B. 1974, *Computer Physics Communications*, vol. 8, pp. 377–395. [1]  
 Temme, N.M. 1976, *Journal of Computational Physics*, vol. 21, pp. 343–350 [2]; 1975, *op. cit.*, vol. 19, pp. 324–337. [3]  
 Thompson, I.J., and Barnett, A.R. 1987, *Computer Physics Communications*, vol. 47, pp. 245–257. [4]  
 Barnett, A.R. 1981, *Computer Physics Communications*, vol. 21, pp. 297–314.  
 Thompson, I.J., and Barnett, A.R. 1986, *Journal of Computational Physics*, vol. 64, pp. 490–509.  
 Abramowitz, M., and Stegun, I.A. 1964, *Handbook of Mathematical Functions*, Applied Mathematics Series, Volume 55 (Washington: National Bureau of Standards; reprinted 1968 by Dover Publications, New York), Chapter 10.

## 6.8 Spherical Harmonics

Spherical harmonics occur in a large variety of physical problems, for example, whenever a wave equation, or Laplace's equation, is solved by separation of variables in spherical coordinates. The spherical harmonic  $Y_{lm}(\theta, \phi)$ ,  $-l \leq m \leq l$ , is a function of the two coordinates  $\theta, \phi$  on the surface of a sphere.

The spherical harmonics are orthogonal for different  $l$  and  $m$ , and they are normalized so that their integrated square over the sphere is unity:

$$\int_0^{2\pi} d\phi \int_{-1}^1 d(\cos\theta) Y_{l'm'}^*(\theta, \phi) Y_{lm}(\theta, \phi) = \delta_{l'l} \delta_{m'm} \quad (6.8.1)$$

Here asterisk denotes complex conjugation.

Mathematically, the spherical harmonics are related to *associated Legendre polynomials* by the equation

$$Y_{lm}(\theta, \phi) = \sqrt{\frac{2l+1}{4\pi} \frac{(l-m)!}{(l+m)!}} P_l^m(\cos\theta) e^{im\phi} \quad (6.8.2)$$

By using the relation

$$Y_{l,-m}(\theta, \phi) = (-1)^m Y_{lm}^*(\theta, \phi) \quad (6.8.3)$$

we can always relate a spherical harmonic to an associated Legendre polynomial with  $m \geq 0$ . With  $x \equiv \cos\theta$ , these are defined in terms of the ordinary Legendre polynomials (cf. §4.5 and §5.5) by

$$P_l^m(x) = (-1)^m (1-x^2)^{m/2} \frac{d^m}{dx^m} P_l(x) \quad (6.8.4)$$

The first few associated Legendre polynomials, and their corresponding normalized spherical harmonics, are

$$\begin{array}{ll}
 P_0^0(x) = 1 & Y_{00} = \sqrt{\frac{1}{4\pi}} \\
 P_1^1(x) = -(1-x^2)^{1/2} & Y_{11} = -\sqrt{\frac{3}{8\pi}} \sin \theta e^{i\phi} \\
 P_1^0(x) = x & Y_{10} = \sqrt{\frac{3}{4\pi}} \cos \theta \\
 P_2^2(x) = 3(1-x^2) & Y_{22} = \frac{1}{4} \sqrt{\frac{15}{2\pi}} \sin^2 \theta e^{2i\phi} \\
 P_2^1(x) = -3(1-x^2)^{1/2}x & Y_{21} = -\sqrt{\frac{15}{8\pi}} \sin \theta \cos \theta e^{i\phi} \\
 P_2^0(x) = \frac{1}{2}(3x^2-1) & Y_{20} = \sqrt{\frac{5}{4\pi}} \left( \frac{3}{2} \cos^2 \theta - \frac{1}{2} \right)
 \end{array} \tag{6.8.5}$$

There are many bad ways to evaluate associated Legendre polynomials numerically. For example, there are explicit expressions, such as

$$\begin{aligned}
 P_l^m(x) = & \frac{(-1)^m(l+m)!}{2^m m!(l-m)!} (1-x^2)^{m/2} \left[ 1 - \frac{(l-m)(m+l+1)}{1!(m+1)} \left( \frac{1-x}{2} \right) \right. \\
 & \left. + \frac{(l-m)(l-m-1)(m+l+1)(m+l+2)}{2!(m+1)(m+2)} \left( \frac{1-x}{2} \right)^2 - \dots \right]
 \end{aligned} \tag{6.8.6}$$

where the polynomial continues up through the term in  $(1-x)^{l-m}$ . (See [1] for this and related formulas.) This is not a satisfactory method because evaluation of the polynomial involves delicate cancellations between successive terms, which alternate in sign. For large  $l$ , the individual terms in the polynomial become very much larger than their sum, and all accuracy is lost.

In practice, (6.8.6) can be used only in single precision (32-bit) for  $l$  up to 6 or 8, and in double precision (64-bit) for  $l$  up to 15 or 18, depending on the precision required for the answer. A more robust computational procedure is therefore desirable, as follows:

The associated Legendre functions satisfy numerous recurrence relations, tabulated in [1-2]. These are recurrences on  $l$  alone, on  $m$  alone, and on both  $l$  and  $m$  simultaneously. Most of the recurrences involving  $m$  are unstable, and so dangerous for numerical work. The following recurrence on  $l$  is, however, stable (compare 5.5.1):

$$(l-m)P_l^m = x(2l-1)P_{l-1}^m - (l+m-1)P_{l-2}^m \tag{6.8.7}$$

It is useful because there is a closed-form expression for the starting value,

$$P_m^m = (-1)^m (2m-1)!! (1-x^2)^{m/2} \tag{6.8.8}$$

(The notation  $n!!$  denotes the product of all *odd* integers less than or equal to  $n$ .) Using (6.8.7) with  $l = m+1$ , and setting  $P_{m-1}^m = 0$ , we find

$$P_{m+1}^m = x(2m+1)P_m^m \tag{6.8.9}$$

Equations (6.8.8) and (6.8.9) provide the two starting values required for (6.8.7) for general  $l$ .

The function that implements this is

```

#include <math.h>

float plgndr(int l, int m, float x)
Computes the associated Legendre polynomial  $P_l^m(x)$ . Here  $m$  and  $l$  are integers satisfying
 $0 \leq m \leq l$ , while  $x$  lies in the range  $-1 \leq x \leq 1$ .
{
    void nrerror(char error_text[]);
    float fact, pll, pmm, pmmp1, somx2;
    int i, ll;

    if (m < 0 || m > l || fabs(x) > 1.0)
        nrerror("Bad arguments in routine plgndr");
    pmm=1.0;          Compute  $P_m^m$ .
    if (m > 0) {
        somx2=sqrt((1.0-x)*(1.0+x));
        fact=1.0;
        for (i=1; i<=m; i++) {
            pmm *= -fact*somx2;
            fact += 2.0;
        }
    }
    if (l == m)
        return pmm;
    else {           Compute  $P_{m+1}^m$ .
        pmmp1=x*(2*m+1)*pmm;
        if (l == (m+1))
            return pmmp1;
        else {      Compute  $P_l^m, l > m + 1$ .
            for (ll=m+2; ll<=l; ll++) {
                pll=(x*(2*ll-1)*pmmp1-(ll+m-1)*pmm)/(ll-m);
                pmm=pmmp1;
                pmmp1=pll;
            }
            return pll;
        }
    }
}

```

## CITED REFERENCES AND FURTHER READING:

- Magnus, W., and Oberhettinger, F. 1949, *Formulas and Theorems for the Functions of Mathematical Physics* (New York: Chelsea), pp. 54ff. [1]
- Abramowitz, M., and Stegun, I.A. 1964, *Handbook of Mathematical Functions*, Applied Mathematics Series, Volume 55 (Washington: National Bureau of Standards; reprinted 1968 by Dover Publications, New York), Chapter 8. [2]

## 6.9 Fresnel Integrals, Cosine and Sine Integrals

### Fresnel Integrals

The two Fresnel integrals are defined by

$$C(x) = \int_0^x \cos\left(\frac{\pi}{2}t^2\right) dt, \quad S(x) = \int_0^x \sin\left(\frac{\pi}{2}t^2\right) dt \quad (6.9.1)$$

The most convenient way of evaluating these functions to arbitrary precision is to use power series for small  $x$  and a continued fraction for large  $x$ . The series are

$$\begin{aligned} C(x) &= x - \left(\frac{\pi}{2}\right)^2 \frac{x^5}{5 \cdot 2!} + \left(\frac{\pi}{2}\right)^4 \frac{x^9}{9 \cdot 4!} - \cdots \\ S(x) &= \left(\frac{\pi}{2}\right) \frac{x^3}{3 \cdot 1!} - \left(\frac{\pi}{2}\right)^3 \frac{x^7}{7 \cdot 3!} + \left(\frac{\pi}{2}\right)^5 \frac{x^{11}}{11 \cdot 5!} - \cdots \end{aligned} \quad (6.9.2)$$

There is a complex continued fraction that yields both  $S(x)$  and  $C(x)$  simultaneously:

$$C(x) + iS(x) = \frac{1+i}{2} \operatorname{erf} z, \quad z = \frac{\sqrt{\pi}}{2}(1-i)x \quad (6.9.3)$$

where

$$\begin{aligned} e^{z^2} \operatorname{erfc} z &= \frac{1}{\sqrt{\pi}} \left( \frac{1}{z + \frac{1/2}{z + \frac{1}{z + \frac{3/2}{z + \frac{2}{z + \cdots}}}}} \right) \\ &= \frac{2z}{\sqrt{\pi}} \left( \frac{1}{2z^2 + 1 - \frac{1 \cdot 2}{2z^2 + 5 - \frac{3 \cdot 4}{2z^2 + 9 - \cdots}}} \right) \end{aligned} \quad (6.9.4)$$

In the last line we have converted the “standard” form of the continued fraction to its “even” form (see §5.2), which converges twice as fast. We must be careful not to evaluate the alternating series (6.9.2) at too large a value of  $x$ ; inspection of the terms shows that  $x = 1.5$  is a good point to switch over to the continued fraction.

Note that for large  $x$

$$C(x) \sim \frac{1}{2} + \frac{1}{\pi x} \sin\left(\frac{\pi}{2}x^2\right), \quad S(x) \sim \frac{1}{2} - \frac{1}{\pi x} \cos\left(\frac{\pi}{2}x^2\right) \quad (6.9.5)$$

Thus the precision of the routine `fresnel` may be limited by the precision of the library routines for sine and cosine for large  $x$ .

## 6.9 Fresnel Integrals, Cosine and Sine Integrals

### Fresnel Integrals

The two Fresnel integrals are defined by

$$C(x) = \int_0^x \cos\left(\frac{\pi}{2}t^2\right) dt, \quad S(x) = \int_0^x \sin\left(\frac{\pi}{2}t^2\right) dt \quad (6.9.1)$$

The most convenient way of evaluating these functions to arbitrary precision is to use power series for small  $x$  and a continued fraction for large  $x$ . The series are

$$\begin{aligned} C(x) &= x - \left(\frac{\pi}{2}\right)^2 \frac{x^5}{5 \cdot 2!} + \left(\frac{\pi}{2}\right)^4 \frac{x^9}{9 \cdot 4!} - \cdots \\ S(x) &= \left(\frac{\pi}{2}\right) \frac{x^3}{3 \cdot 1!} - \left(\frac{\pi}{2}\right)^3 \frac{x^7}{7 \cdot 3!} + \left(\frac{\pi}{2}\right)^5 \frac{x^{11}}{11 \cdot 5!} - \cdots \end{aligned} \quad (6.9.2)$$

There is a complex continued fraction that yields both  $S(x)$  and  $C(x)$  simultaneously:

$$C(x) + iS(x) = \frac{1+i}{2} \operatorname{erf} z, \quad z = \frac{\sqrt{\pi}}{2}(1-i)x \quad (6.9.3)$$

where

$$\begin{aligned} e^{z^2} \operatorname{erfc} z &= \frac{1}{\sqrt{\pi}} \left( \frac{1}{z + \frac{1/2}{z + \frac{1}{z + \frac{3/2}{z + \frac{2}{z + \cdots}}}}} \right) \\ &= \frac{2z}{\sqrt{\pi}} \left( \frac{1}{2z^2 + 1 - \frac{1 \cdot 2}{2z^2 + 5 - \frac{3 \cdot 4}{2z^2 + 9 - \cdots}}} \right) \end{aligned} \quad (6.9.4)$$

In the last line we have converted the “standard” form of the continued fraction to its “even” form (see §5.2), which converges twice as fast. We must be careful not to evaluate the alternating series (6.9.2) at too large a value of  $x$ ; inspection of the terms shows that  $x = 1.5$  is a good point to switch over to the continued fraction.

Note that for large  $x$

$$C(x) \sim \frac{1}{2} + \frac{1}{\pi x} \sin\left(\frac{\pi}{2}x^2\right), \quad S(x) \sim \frac{1}{2} - \frac{1}{\pi x} \cos\left(\frac{\pi}{2}x^2\right) \quad (6.9.5)$$

Thus the precision of the routine `fresnel` may be limited by the precision of the library routines for sine and cosine for large  $x$ .

```

#include <math.h>
#include "complex.h"
#define EPS 6.0e-8
#define MAXIT 100
#define FPMIN 1.0e-30
#define XMIN 1.5
#define PI 3.1415927
#define PIBY2 (PI/2.0)
Here EPS is the relative error; MAXIT is the maximum number of iterations allowed; FPMIN
is a number near the smallest representable floating-point number; XMIN is the dividing line
between using the series and continued fraction.
#define TRUE 1
#define ONE Complex(1.0,0.0)

void frenel(float x, float *s, float *c)
Computes the Fresnel integrals  $S(x)$  and  $C(x)$  for all real  $x$ .
{
    void nrerror(char error_text[]);
    int k,n,odd;
    float a,ax,fact,pix2,sign,sum,sumc,sums,term,test;
    fcomplex b,cc,d,h,del,cs;

    ax=fabs(x);
    if (ax < sqrt(FPMIN)) {                               Special case: avoid failure of convergence
        *s=0.0;                                           test because of underflow.
        *c=ax;
    } else if (ax <= XMIN) {                               Evaluate both series simultaneously.
        sum=sums=0.0;
        sumc=ax;
        sign=1.0;
        fact=PIBY2*ax*ax;
        odd=TRUE;
        term=ax;
        n=3;
        for (k=1;k<=MAXIT;k++) {
            term *= fact/k;
            sum += sign*term/n;
            test=fabs(sum)*EPS;
            if (odd) {
                sign = -sign;
                sums=sum;
                sum=sumc;
            } else {
                sumc=sum;
                sum=sums;
            }
            if (term < test) break;
            odd=!odd;
            n += 2;
        }
        if (k > MAXIT) nrerror("series failed in frenel");
        *s=sums;
        *c=sumc;
    } else {                                             Evaluate continued fraction by modified
        pix2=PI*ax*ax;                                     Lentz's method (§5.2).
        b=Complex(1.0,-pix2);
        cc=Complex(1.0/FPMIN,0.0);
        d=h=Cdiv(ONE,b);
        n = -1;
        for (k=2;k<=MAXIT;k++) {
            n += 2;
            a = -n*(n+1);
            b=Cadd(b,Complex(4.0,0.0));
            d=Cdiv(ONE,Cadd(RCmul(a,d),b));              Denominators cannot be zero.
        }
    }
}

```

Sample page from NUMERICAL RECIPES IN C: THE ART OF SCIENTIFIC COMPUTING (ISBN 0-521-43108-5)  
 Copyright (C) 1988-1992 by Cambridge University Press. Programs Copyright (C) 1988-1992 by Numerical Recipes Software.  
 Permission is granted for internet users to make one paper copy for their own personal use. Further reproduction, or any copying of machine-  
 readable files (including this one), to any server computer, is strictly prohibited. To order Numerical Recipes books or CDROMs, visit website  
<http://www.nr.com> or call 1-800-872-7423 (North America only), or send email to [directcustserv@cambridge.org](mailto:directcustserv@cambridge.org) (outside North America).



```

cc=Cadd(b,Cdiv(Complex(a,0.0),cc));
del=Cmul(cc,d);
h=Cmul(h,del);
if (fabs(del.r-1.0)+fabs(del.i) < EPS) break;
}
if (k > MAXIT) nrerror("cf failed in frenel");
h=Cmul(Complex(ax,-ax),h);
cs=Cmul(Complex(0.5,0.5),
  Csub(ONE,Cmul(Complex(cos(0.5*pix2),sin(0.5*pix2)),h)));
*c=cs.r;
*s=cs.i;
}
if (x < 0.0) {
*c = -(*c);
*s = -(*s);
}
}

```

Use antisymmetry.

## Cosine and Sine Integrals

The cosine and sine integrals are defined by

$$\begin{aligned}
 \text{Ci}(x) &= \gamma + \ln x + \int_0^x \frac{\cos t - 1}{t} dt \\
 \text{Si}(x) &= \int_0^x \frac{\sin t}{t} dt
 \end{aligned} \tag{6.9.6}$$

Here  $\gamma \approx 0.5772\dots$  is Euler's constant. We only need a way to calculate the functions for  $x > 0$ , because

$$\text{Si}(-x) = -\text{Si}(x), \quad \text{Ci}(-x) = \text{Ci}(x) - i\pi \tag{6.9.7}$$

Once again we can evaluate these functions by a judicious combination of power series and complex continued fraction. The series are

$$\begin{aligned}
 \text{Si}(x) &= x - \frac{x^3}{3 \cdot 3!} + \frac{x^5}{5 \cdot 5!} - \dots \\
 \text{Ci}(x) &= \gamma + \ln x + \left( -\frac{x^2}{2 \cdot 2!} + \frac{x^4}{4 \cdot 4!} - \dots \right)
 \end{aligned} \tag{6.9.8}$$

The continued fraction for the exponential integral  $E_1(ix)$  is

$$\begin{aligned}
 E_1(ix) &= -\text{Ci}(x) + i[\text{Si}(x) - \pi/2] \\
 &= e^{-ix} \left( \frac{1}{ix + 1} \frac{1}{1 + ix} \frac{1}{ix + 1} \frac{2}{1 + ix} \frac{2}{ix + 1} \dots \right) \\
 &= e^{-ix} \left( \frac{1}{1 + ix} \frac{1^2}{3 + ix} \frac{2^2}{5 + ix} \dots \right)
 \end{aligned} \tag{6.9.9}$$

The "even" form of the continued fraction is given in the last line and converges twice as fast for about the same amount of computation. A good crossover point from the alternating series to the continued fraction is  $x = 2$  in this case. As for the Fresnel integrals, for large  $x$  the precision may be limited by the precision of the sine and cosine routines.

```

#include <math.h>
#include "complex.h"
#define EPS 6.0e-8           Relative error, or absolute error near a zero of Ci(x).
#define EULER 0.57721566    Euler's constant  $\gamma$ .
#define MAXIT 100           Maximum number of iterations allowed.
#define PIBY2 1.5707963      $\pi/2$ .
#define FPMIN 1.0e-30       Close to smallest representable floating-point number.
#define TMIN 2.0            Dividing line between using the series and continued frac-
#define TRUE 1              tion.
#define ONE Complex(1.0,0.0)

void cisi(float x, float *ci, float *si)
Computes the cosine and sine integrals Ci(x) and Si(x). Ci(0) is returned as a large negative
number and no error message is generated. For x < 0 the routine returns Ci(-x) and you must
supply the  $-i\pi$  yourself.
{
    void nrerror(char error_text[]);
    int i,k,odd;
    float a,err,fact,sign,sum,sumc,sums,t,term;
    fcomplex h,b,c,d,del;

    t=fabs(x);
    if (t == 0.0) {                Special case.
        *si=0.0;
        *ci = -1.0/FPMIN;
        return;
    }
    if (t > TMIN) {                Evaluate continued fraction by modified
                                    Lentz's method (§5.2).
        b=Complex(1.0,t);
        c=Complex(1.0/FPMIN,0.0);
        d=h=Cdiv(ONE,b);
        for (i=2;i<=MAXIT;i++) {
            a = -(i-1)*(i-1);
            b=Cadd(b,Complex(2.0,0.0));
            d=Cdiv(ONE,Cadd(RCmul(a,d),b));    Denominators cannot be zero.
            c=Cadd(b,Cdiv(Complex(a,0.0),c));
            del=Cmul(c,d);
            h=Cmul(h,del);
            if (fabs(del.r-1.0)+fabs(del.i) < EPS) break;
        }
        if (i > MAXIT) nrerror("cf failed in cisi");
        h=Cmul(Complex(cos(t),-sin(t)),h);
        *ci = -h.r;
        *si=PIBY2+h.i;
    } else {                        Evaluate both series simultaneously.
        if (t < sqrt(FPMIN)) {        Special case: avoid failure of convergence
            sumc=0.0;                    test because of underflow.
            sums=t;
        } else {
            sum=sums=sumc=0.0;
            sign=fact=1.0;
            odd=TRUE;
            for (k=1;k<=MAXIT;k++) {
                fact *= t/k;
                term=fact/k;
                sum += sign*term;
                err=term/fabs(sum);
                if (odd) {
                    sign = -sign;
                    sums=sum;
                    sum=sumc;
                } else {
                    sumc=sum;
                    sum=sums;
                }
            }
        }
    }
}

```

Sample page from NUMERICAL RECIPES IN C: THE ART OF SCIENTIFIC COMPUTING (ISBN 0-521-43108-5)  
 Copyright (C) 1988-1992 by Cambridge University Press. Programs Copyright (C) 1988-1992 by Numerical Recipes Software.  
 Permission is granted for internet users to make one paper copy for their own personal use. Further reproduction, or any copying of machine-  
 readable files (including this one), to any server computer, is strictly prohibited. To order Numerical Recipes books or CDROMs, visit website  
<http://www.nr.com> or call 1-800-872-7423 (North America only), or send email to [directcustserv@cambridge.org](mailto:directcustserv@cambridge.org) (outside North America).

```

    }
    if (err < EPS) break;
    odd=!odd;
  }
  if (k > MAXIT) nrerror("maxits exceeded in cisi");
}
*si=sums;
*ci=sumc+log(t)+EULER;
}
if (x < 0.0) *si = -(*si);
}

```

## CITED REFERENCES AND FURTHER READING:

- Stegun, I.A., and Zucker, R. 1976, *Journal of Research of the National Bureau of Standards*, vol. 80B, pp. 291–311; 1981, *op. cit.*, vol. 86, pp. 661–686.
- Abramowitz, M., and Stegun, I.A. 1964, *Handbook of Mathematical Functions*, Applied Mathematics Series, Volume 55 (Washington: National Bureau of Standards; reprinted 1968 by Dover Publications, New York), Chapters 5 and 7.

## 6.10 Dawson's Integral

*Dawson's Integral*  $F(x)$  is defined by

$$F(x) = e^{-x^2} \int_0^x e^{t^2} dt \quad (6.10.1)$$

The function can also be related to the complex error function by

$$F(z) = \frac{i\sqrt{\pi}}{2} e^{-z^2} [1 - \operatorname{erfc}(-iz)]. \quad (6.10.2)$$

A remarkable approximation for  $F(z)$ , due to Rybicki [1], is

$$F(z) = \lim_{h \rightarrow 0} \frac{1}{\sqrt{\pi}} \sum_{n \text{ odd}} \frac{e^{-(z-nh)^2}}{n} \quad (6.10.3)$$

What makes equation (6.10.3) unusual is that its accuracy increases *exponentially* as  $h$  gets small, so that quite moderate values of  $h$  (and correspondingly quite rapid convergence of the series) give very accurate approximations.

We will discuss the theory that leads to equation (6.10.3) later, in §13.11, as an interesting application of Fourier methods. Here we simply implement a routine for real values of  $x$  based on the formula.

It is first convenient to shift the summation index to center it approximately on the maximum of the exponential term. Define  $n_0$  to be the even integer nearest to  $x/h$ , and  $x_0 \equiv n_0 h$ ,  $x' \equiv x - x_0$ , and  $n' \equiv n - n_0$ , so that

$$F(x) \approx \frac{1}{\sqrt{\pi}} \sum_{\substack{n'=-N \\ n' \text{ odd}}}^N \frac{e^{-(x'-n'h)^2}}{n' + n_0}, \quad (6.10.4)$$

```

    }
    if (err < EPS) break;
    odd=!odd;
  }
  if (k > MAXIT) nrerror("maxits exceeded in cisi");
}
*si=sums;
*ci=sumc+log(t)+EULER;
}
if (x < 0.0) *si = -(*si);
}

```

## CITED REFERENCES AND FURTHER READING:

- Stegun, I.A., and Zucker, R. 1976, *Journal of Research of the National Bureau of Standards*, vol. 80B, pp. 291–311; 1981, *op. cit.*, vol. 86, pp. 661–686.
- Abramowitz, M., and Stegun, I.A. 1964, *Handbook of Mathematical Functions*, Applied Mathematics Series, Volume 55 (Washington: National Bureau of Standards; reprinted 1968 by Dover Publications, New York), Chapters 5 and 7.

## 6.10 Dawson's Integral

Dawson's Integral  $F(x)$  is defined by

$$F(x) = e^{-x^2} \int_0^x e^{t^2} dt \quad (6.10.1)$$

The function can also be related to the complex error function by

$$F(z) = \frac{i\sqrt{\pi}}{2} e^{-z^2} [1 - \operatorname{erfc}(-iz)]. \quad (6.10.2)$$

A remarkable approximation for  $F(z)$ , due to Rybicki [1], is

$$F(z) = \lim_{h \rightarrow 0} \frac{1}{\sqrt{\pi}} \sum_{n \text{ odd}} \frac{e^{-(z-nh)^2}}{n} \quad (6.10.3)$$

What makes equation (6.10.3) unusual is that its accuracy increases *exponentially* as  $h$  gets small, so that quite moderate values of  $h$  (and correspondingly quite rapid convergence of the series) give very accurate approximations.

We will discuss the theory that leads to equation (6.10.3) later, in §13.11, as an interesting application of Fourier methods. Here we simply implement a routine for real values of  $x$  based on the formula.

It is first convenient to shift the summation index to center it approximately on the maximum of the exponential term. Define  $n_0$  to be the even integer nearest to  $x/h$ , and  $x_0 \equiv n_0 h$ ,  $x' \equiv x - x_0$ , and  $n' \equiv n - n_0$ , so that

$$F(x) \approx \frac{1}{\sqrt{\pi}} \sum_{\substack{n'=-N \\ n' \text{ odd}}}^N \frac{e^{-(x'-n'h)^2}}{n' + n_0}, \quad (6.10.4)$$

where the approximate equality is accurate when  $h$  is sufficiently small and  $N$  is sufficiently large. The computation of this formula can be greatly speeded up if we note that

$$e^{-(x'-n'h)^2} = e^{-x'^2} e^{-(n'h)^2} \left( e^{2x'h} \right)^{n'}. \quad (6.10.5)$$

The first factor is computed once, the second is an array of constants to be stored, and the third can be computed recursively, so that only two exponentials need be evaluated. Advantage is also taken of the symmetry of the coefficients  $e^{-(n'h)^2}$  by breaking the summation up into positive and negative values of  $n'$  separately.

In the following routine, the choices  $h = 0.4$  and  $N = 11$  are made. Because of the symmetry of the summations and the restriction to odd values of  $n$ , the limits on the for loops are 1 to 6. The accuracy of the result in this float version is about  $2 \times 10^{-7}$ . In order to maintain relative accuracy near  $x = 0$ , where  $F(x)$  vanishes, the program branches to the evaluation of the power series [2] for  $F(x)$ , for  $|x| < 0.2$ .

```
#include <math.h>
#include "nrutil.h"
#define NMAX 6
#define H 0.4
#define A1 (2.0/3.0)
#define A2 0.4
#define A3 (2.0/7.0)

float dawson(float x)
Returns Dawson's integral  $F(x) = \exp(-x^2) \int_0^x \exp(t^2) dt$  for any real  $x$ .
{
    int i,n0;
    float d1,d2,e1,e2,sum,x2,xp,xx,ans;
    static float c[NMAX+1];
    static int init = 0;           Flag is 0 if we need to initialize, else 1.

    if (init == 0) {
        init=1;
        for (i=1;i<=NMAX;i++) c[i]=exp(-SQR((2.0*i-1.0)*H));
    }
    if (fabs(x) < 0.2) {           Use series expansion.
        x2=x*x;
        ans=x*(1.0-A1*x2*(1.0-A2*x2*(1.0-A3*x2)));
    } else {                       Use sampling theorem representation.
        xx=fabs(x);
        n0=2*(int)(0.5*xx/H+0.5);
        xp=xx-n0*H;
        e1=exp(2.0*xp*H);
        e2=e1*e1;
        d1=n0+1;
        d2=d1-2.0;
        sum=0.0;
        for (i=1;i<=NMAX;i++,d1+=2.0,d2-=2.0,e1*=e2)
            sum += c[i]*(e1/d1+1.0/(d2*e1));
        ans=0.5641895835*SIGN(exp(-xp*xp),x)*sum;           Constant is  $1/\sqrt{\pi}$ .
    }
    return ans;
}
```

Other methods for computing Dawson's integral are also known [2,3].

CITED REFERENCES AND FURTHER READING:

- Rybicki, G.B. 1989, *Computers in Physics*, vol. 3, no. 2, pp. 85–87. [1]  
 Cody, W.J., Pociorek, K.A., and Thatcher, H.C. 1970, *Mathematics of Computation*, vol. 24, pp. 171–178. [2]  
 McCabe, J.H. 1974, *Mathematics of Computation*, vol. 28, pp. 811–816. [3]

## 6.11 Elliptic Integrals and Jacobian Elliptic Functions

Elliptic integrals occur in many applications, because any integral of the form

$$\int R(t, s) dt \quad (6.11.1)$$

where  $R$  is a rational function of  $t$  and  $s$ , and  $s$  is the square root of a cubic or quartic polynomial in  $t$ , can be evaluated in terms of elliptic integrals. Standard references [1] describe how to carry out the reduction, which was originally done by Legendre. Legendre showed that only three basic elliptic integrals are required. The simplest of these is

$$I_1 = \int_y^x \frac{dt}{\sqrt{(a_1 + b_1t)(a_2 + b_2t)(a_3 + b_3t)(a_4 + b_4t)}} \quad (6.11.2)$$

where we have written the quartic  $s^2$  in factored form. In standard integral tables [2], one of the limits of integration is always a zero of the quartic, while the other limit lies closer than the next zero, so that there is no singularity within the interval. To evaluate  $I_1$ , we simply break the interval  $[y, x]$  into subintervals, each of which either begins or ends on a singularity. The tables, therefore, need only distinguish the eight cases in which each of the four zeros (ordered according to size) appears as the upper or lower limit of integration. In addition, when one of the  $b$ 's in (6.11.2) tends to zero, the quartic reduces to a cubic, with the largest or smallest singularity moving to  $\pm\infty$ ; this leads to eight more cases (actually just special cases of the first eight). The sixteen cases in total are then usually tabulated in terms of Legendre's standard elliptic integral of the 1st kind, which we will define below. By a change of the variable of integration  $t$ , the zeros of the quartic are mapped to standard locations on the real axis. Then only two dimensionless parameters are needed to tabulate Legendre's integral. However, the symmetry of the original integral (6.11.2) under permutation of the roots is concealed in Legendre's notation. We will get back to Legendre's notation below. But first, here is a better way:

Carlson [3] has given a new definition of a standard elliptic integral of the first kind,

$$R_F(x, y, z) = \frac{1}{2} \int_0^\infty \frac{dt}{\sqrt{(t+x)(t+y)(t+z)}} \quad (6.11.3)$$

Other methods for computing Dawson's integral are also known [2,3].

CITED REFERENCES AND FURTHER READING:

- Rybicki, G.B. 1989, *Computers in Physics*, vol. 3, no. 2, pp. 85–87. [1]  
 Cody, W.J., Pociorek, K.A., and Thatcher, H.C. 1970, *Mathematics of Computation*, vol. 24, pp. 171–178. [2]  
 McCabe, J.H. 1974, *Mathematics of Computation*, vol. 28, pp. 811–816. [3]

## 6.11 Elliptic Integrals and Jacobian Elliptic Functions

Elliptic integrals occur in many applications, because any integral of the form

$$\int R(t, s) dt \quad (6.11.1)$$

where  $R$  is a rational function of  $t$  and  $s$ , and  $s$  is the square root of a cubic or quartic polynomial in  $t$ , can be evaluated in terms of elliptic integrals. Standard references [1] describe how to carry out the reduction, which was originally done by Legendre. Legendre showed that only three basic elliptic integrals are required. The simplest of these is

$$I_1 = \int_y^x \frac{dt}{\sqrt{(a_1 + b_1t)(a_2 + b_2t)(a_3 + b_3t)(a_4 + b_4t)}} \quad (6.11.2)$$

where we have written the quartic  $s^2$  in factored form. In standard integral tables [2], one of the limits of integration is always a zero of the quartic, while the other limit lies closer than the next zero, so that there is no singularity within the interval. To evaluate  $I_1$ , we simply break the interval  $[y, x]$  into subintervals, each of which either begins or ends on a singularity. The tables, therefore, need only distinguish the eight cases in which each of the four zeros (ordered according to size) appears as the upper or lower limit of integration. In addition, when one of the  $b$ 's in (6.11.2) tends to zero, the quartic reduces to a cubic, with the largest or smallest singularity moving to  $\pm\infty$ ; this leads to eight more cases (actually just special cases of the first eight). The sixteen cases in total are then usually tabulated in terms of Legendre's standard elliptic integral of the 1st kind, which we will define below. By a change of the variable of integration  $t$ , the zeros of the quartic are mapped to standard locations on the real axis. Then only two dimensionless parameters are needed to tabulate Legendre's integral. However, the symmetry of the original integral (6.11.2) under permutation of the roots is concealed in Legendre's notation. We will get back to Legendre's notation below. But first, here is a better way:

Carlson [3] has given a new definition of a standard elliptic integral of the first kind,

$$R_F(x, y, z) = \frac{1}{2} \int_0^\infty \frac{dt}{\sqrt{(t+x)(t+y)(t+z)}} \quad (6.11.3)$$

where  $x$ ,  $y$ , and  $z$  are nonnegative and at most one is zero. By standardizing the range of integration, he retains permutation symmetry for the zeros. (Weierstrass' canonical form also has this property.) Carlson first shows that when  $x$  or  $y$  is a zero of the quartic in (6.11.2), the integral  $I_1$  can be written in terms of  $R_F$  in a form that is symmetric under permutation of the *remaining* three zeros. In the general case when neither  $x$  nor  $y$  is a zero, two such  $R_F$  functions can be combined into a single one by an *addition theorem*, leading to the fundamental formula

$$I_1 = 2R_F(U_{12}^2, U_{13}^2, U_{14}^2) \quad (6.11.4)$$

where

$$U_{ij} = (X_i X_j Y_k Y_m + Y_i Y_j X_k X_m) / (x - y) \quad (6.11.5)$$

$$X_i = (a_i + b_i x)^{1/2}, \quad Y_i = (a_i + b_i y)^{1/2} \quad (6.11.6)$$

and  $i, j, k, m$  is any permutation of 1, 2, 3, 4. A short-cut in evaluating these expressions is

$$\begin{aligned} U_{13}^2 &= U_{12}^2 - (a_1 b_4 - a_4 b_1)(a_2 b_3 - a_3 b_2) \\ U_{14}^2 &= U_{12}^2 - (a_1 b_3 - a_3 b_1)(a_2 b_4 - a_4 b_2) \end{aligned} \quad (6.11.7)$$

The  $U$ 's correspond to the three ways of pairing the four zeros, and  $I_1$  is thus manifestly symmetric under permutation of the zeros. Equation (6.11.4) therefore reproduces all sixteen cases when one limit is a zero, and also includes the cases when neither limit is a zero.

Thus Carlson's function allows arbitrary ranges of integration and arbitrary positions of the branch points of the integrand relative to the interval of integration. To handle elliptic integrals of the second and third kind, Carlson defines the standard integral of the third kind as

$$R_J(x, y, z, p) = \frac{3}{2} \int_0^\infty \frac{dt}{(t+p)\sqrt{(t+x)(t+y)(t+z)}} \quad (6.11.8)$$

which is symmetric in  $x$ ,  $y$ , and  $z$ . The degenerate case when two arguments are equal is denoted

$$R_D(x, y, z) = R_J(x, y, z, z) \quad (6.11.9)$$

and is symmetric in  $x$  and  $y$ . The function  $R_D$  replaces Legendre's integral of the second kind. The degenerate form of  $R_F$  is denoted

$$R_C(x, y) = R_F(x, y, y) \quad (6.11.10)$$

It embraces logarithmic, inverse circular, and inverse hyperbolic functions.

Carlson [4-7] gives integral tables in terms of the exponents of the linear factors of the quartic in (6.11.1). For example, the integral where the exponents are  $(\frac{1}{2}, \frac{1}{2}, -\frac{1}{2}, -\frac{3}{2})$  can be expressed as a single integral in terms of  $R_D$ ; it accounts for 144 separate cases in Gradshteyn and Ryzhik [2]!

Refer to Carlson's papers [3-7] for some of the practical details in reducing elliptic integrals to his standard forms, such as handling complex conjugate zeros.

Turn now to the numerical evaluation of elliptic integrals. The traditional methods [8] are Gauss or Landen transformations. *Descending* transformations decrease the modulus  $k$  of the Legendre integrals towards zero, *increasing* transformations increase it towards unity. In these limits the functions have simple analytic expressions. While these methods converge quadratically and are quite satisfactory for integrals of the first and second kinds, they generally lead to loss of significant figures in certain regimes for integrals of the third kind. Carlson's algorithms [9,10], by contrast, provide a unified method for all three kinds with no significant cancellations.

The key ingredient in these algorithms is the *duplication theorem*:

$$\begin{aligned} R_F(x, y, z) &= 2R_F(x + \lambda, y + \lambda, z + \lambda) \\ &= R_F\left(\frac{x + \lambda}{4}, \frac{y + \lambda}{4}, \frac{z + \lambda}{4}\right) \end{aligned} \quad (6.11.11)$$



where

$$\lambda = (xy)^{1/2} + (xz)^{1/2} + (yz)^{1/2} \quad (6.11.12)$$

This theorem can be proved by a simple change of variable of integration [11]. Equation (6.11.11) is iterated until the arguments of  $R_F$  are nearly equal. For equal arguments we have

$$R_F(x, x, x) = x^{-1/2} \quad (6.11.13)$$

When the arguments are close enough, the function is evaluated from a fixed Taylor expansion about (6.11.13) through fifth-order terms. While the iterative part of the algorithm is only linearly convergent, the error ultimately decreases by a factor of  $4^6 = 4096$  for each iteration. Typically only two or three iterations are required, perhaps six or seven if the initial values of the arguments have huge ratios. We list the algorithm for  $R_F$  here, and refer you to Carlson's paper [9] for the other cases.

Stage 1: For  $n = 0, 1, 2, \dots$  compute

$$\begin{aligned} \mu_n &= (x_n + y_n + z_n)/3 \\ X_n &= 1 - (x_n/\mu_n), \quad Y_n = 1 - (y_n/\mu_n), \quad Z_n = 1 - (z_n/\mu_n) \\ \epsilon_n &= \max(|X_n|, |Y_n|, |Z_n|) \end{aligned}$$

If  $\epsilon_n < \text{tol}$  go to Stage 2; else compute

$$\begin{aligned} \lambda_n &= (x_n y_n)^{1/2} + (x_n z_n)^{1/2} + (y_n z_n)^{1/2} \\ x_{n+1} &= (x_n + \lambda_n)/4, \quad y_{n+1} = (y_n + \lambda_n)/4, \quad z_{n+1} = (z_n + \lambda_n)/4 \end{aligned}$$

and repeat this stage.

Stage 2: Compute

$$\begin{aligned} E_2 &= X_n Y_n - Z_n^2, \quad E_3 = X_n Y_n Z_n \\ R_F &= (1 - \frac{1}{10} E_2 + \frac{1}{14} E_3 + \frac{1}{24} E_2^2 - \frac{3}{44} E_2 E_3) / (\mu_n)^{1/2} \end{aligned}$$

In some applications the argument  $p$  in  $R_J$  or the argument  $y$  in  $R_C$  is negative, and the Cauchy principal value of the integral is required. This is easily handled by using the formulas

$$\begin{aligned} R_J(x, y, z, p) &= \\ &= [(\gamma - y)R_J(x, y, z, \gamma) - 3R_F(x, y, z) + 3R_C(xz/y, p\gamma/y)] / (y - p) \end{aligned} \quad (6.11.14)$$

where

$$\gamma \equiv y + \frac{(z - y)(y - x)}{y - p} \quad (6.11.15)$$

is positive if  $p$  is negative, and

$$R_C(x, y) = \left( \frac{x}{x - y} \right)^{1/2} R_C(x - y, -y) \quad (6.11.16)$$

The Cauchy principal value of  $R_J$  has a zero at some value of  $p < 0$ , so (6.11.14) will give some loss of significant figures near the zero.

```

#include <math.h>
#include "nrutil.h"
#define ERRTOL 0.08
#define TINY 1.5e-38
#define BIG 3.0e37
#define THIRD (1.0/3.0)
#define C1 (1.0/24.0)
#define C2 0.1
#define C3 (3.0/44.0)
#define C4 (1.0/14.0)

float rf(float x, float y, float z)
Computes Carlson's elliptic integral of the first kind,  $R_F(x, y, z)$ .  $x$ ,  $y$ , and  $z$  must be nonnegative, and at most one can be zero. TINY must be at least 5 times the machine underflow limit, BIG at most one fifth the machine overflow limit.
{
    float alamb, ave, delx, dely, delz, e2, e3, sqrtx, sqrtz, sqrtz, xt, yt, zt;

    if (FMIN(FMIN(x,y),z) < 0.0 || FMIN(FMIN(x+y,x+z),y+z) < TINY ||
        FMAX(FMAX(x,y),z) > BIG)
        nrerror("invalid arguments in rf");

    xt=x;
    yt=y;
    zt=z;
    do {
        sqrtx=sqrt(xt);
        sqrtz=sqrt(yt);
        sqrtz=sqrt(zt);
        alamb=sqrtx*(sqrtz+sqrtz)+sqrtz*sqrtz;
        xt=0.25*(xt+alamb);
        yt=0.25*(yt+alamb);
        zt=0.25*(zt+alamb);
        ave=THIRD*(xt+yt+zt);
        delx=(ave-xt)/ave;
        dely=(ave-yt)/ave;
        delz=(ave-zt)/ave;
    } while (FMAX(FMAX(fabs(delx),fabs(dely)),fabs(delz)) > ERRTOL);
    e2=delx*dely-delz*delz;
    e3=delx*dely*delz;
    return (1.0+(C1*e2-C2-C3*e3)*e2+C4*e3)/sqrt(ave);
}

```

A value of 0.08 for the error tolerance parameter is adequate for single precision (7 significant digits). Since the error scales as  $\epsilon_n^6$ , we see that 0.0025 will yield double precision (16 significant digits) and require at most two or three more iterations. Since the coefficients of the sixth-order truncation error are different for the other elliptic functions, these values for the error tolerance should be changed to 0.04 and 0.0012 in the algorithm for  $R_C$ , and 0.05 and 0.0015 for  $R_J$  and  $R_D$ . As well as being an algorithm in its own right for certain combinations of elementary functions, the algorithm for  $R_C$  is used repeatedly in the computation of  $R_J$ .

The C implementations test the input arguments against two machine-dependent constants, TINY and BIG, to ensure that there will be no underflow or overflow during the computation. We have chosen conservative values, corresponding to a machine minimum of  $3 \times 10^{-39}$  and a machine maximum of  $1.7 \times 10^{38}$ . You can always extend the range of admissible argument values by using the homogeneity relations (6.11.22), below.

```

#include <math.h>
#include "nrutil.h"
#define ERRTOL 0.05

```

```

#define TINY 1.0e-25
#define BIG 4.5e21
#define C1 (3.0/14.0)
#define C2 (1.0/6.0)
#define C3 (9.0/22.0)
#define C4 (3.0/26.0)
#define C5 (0.25*C3)
#define C6 (1.5*C4)

float rd(float x, float y, float z)
Computes Carlson's elliptic integral of the second kind,  $R_D(x, y, z)$ .  $x$  and  $y$  must be non-
negative, and at most one can be zero.  $z$  must be positive. TINY must be at least twice the
negative 2/3 power of the machine overflow limit. BIG must be at most  $0.1 \times \text{ERRTOL}$  times
the negative 2/3 power of the machine underflow limit.
{
    float alamb,ave,delx,dely,delz,ea,eb,ec,ed,ee,fac,sqrtx,sqrty,
        sqrtz,sum,xt,yt,zt;

    if (FMIN(x,y) < 0.0 || FMIN(x+y,z) < TINY || FMAX(FMAX(x,y),z) > BIG)
        nrerror("invalid arguments in rd");
    xt=x;
    yt=y;
    zt=z;
    sum=0.0;
    fac=1.0;
    do {
        sqrtx=sqrt(xt);
        sqrty=sqrt(yt);
        sqrtz=sqrt(zt);
        alamb=sqrtx*(sqrty+sqrtz)+sqrty*sqrtz;
        sum += fac/(sqrtz*(zt+alamb));
        fac=0.25*fac;
        xt=0.25*(xt+alamb);
        yt=0.25*(yt+alamb);
        zt=0.25*(zt+alamb);
        ave=0.2*(xt+yt+3.0*zt);
        delx=(ave-xt)/ave;
        dely=(ave-yt)/ave;
        delz=(ave-zt)/ave;
    } while (FMAX(FMAX(fabs(delx),fabs(dely)),fabs(delz)) > ERRTOL);
    ea=delx*dely;
    eb=delz*dely;
    ec=ea-eb;
    ed=ea-6.0*eb;
    ee=ed+ec+ec;
    return 3.0*sum+fac*(1.0+ed*(-C1+C5*ed-C6*delz*ee)
        +delz*(C2*ee+delz*(-C3*ec+delz*C4*ea)))/(ave*sqrt(ave));
}

#include <math.h>
#include "nrutil.h"
#define ERRTOL 0.05
#define TINY 2.5e-13
#define BIG 9.0e11
#define C1 (3.0/14.0)
#define C2 (1.0/3.0)
#define C3 (3.0/22.0)
#define C4 (3.0/26.0)
#define C5 (0.75*C3)
#define C6 (1.5*C4)
#define C7 (0.5*C2)
#define C8 (C3+C3)

```

Sample page from NUMERICAL RECIPES IN C: THE ART OF SCIENTIFIC COMPUTING (ISBN 0-521-43108-5)  
 Copyright (C) 1988-1992 by Cambridge University Press. Programs Copyright (C) 1988-1992 by Numerical Recipes Software.  
 Permission is granted for internet users to make one paper copy for their own personal use. Further reproduction, or any copying of machine-  
 readable files (including this one), to any server computer, is strictly prohibited. To order Numerical Recipes books or CDROMs, visit website  
<http://www.nr.com> or call 1-800-872-7423 (North America only), or send email to [directcustserv@cambridge.org](mailto:directcustserv@cambridge.org) (outside North America).

```

float rj(float x, float y, float z, float p)
Computes Carlson's elliptic integral of the third kind,  $R_J(x, y, z, p)$ .  $x$ ,  $y$ , and  $z$  must be
nonnegative, and at most one can be zero.  $p$  must be nonzero. If  $p < 0$ , the Cauchy principal
value is returned. TINY must be at least twice the cube root of the machine underflow limit,
BIG at most one fifth the cube root of the machine overflow limit.
{
    float rc(float x, float y);
    float rf(float x, float y, float z);
    float a, alamb, alpha, ans, ave, b, beta, delp, delx, dely, delz, ea, eb, ec,
           ed, ee, fac, pt, rcx, rho, sqrtx, sqrty, sqrtz, sum, tau, xt, yt, zt;

    if (FMIN(FMIN(x,y),z) < 0.0 || FMIN(FMIN(FMIN(x+y,x+z),y+z),fabs(p)) < TINY
        || FMAX(FMAX(FMAX(x,y),z),fabs(p)) > BIG)
        nrrerror("invalid arguments in rj");
    sum=0.0;
    fac=1.0;
    if (p > 0.0) {
        xt=x;
        yt=y;
        zt=z;
        pt=p;
    } else {
        xt=FMIN(FMIN(x,y),z);
        zt=FMAX(FMAX(x,y),z);
        yt=x+y+z-xt-zt;
        a=1.0/(yt-p);
        b=a*(zt-yt)*(yt-xt);
        pt=yt+b;
        rho=xt*zt/yt;
        tau=p*pt/yt;
        rcx=rc(rho,tau);
    }
    do {
        sqrtx=sqrt(xt);
        sqrty=sqrt(yt);
        sqrtz=sqrt(zt);
        alamb=sqrtx*(sqrty+sqrtz)+sqrty*sqrtz;
        alpha=SQR(pt*(sqrtx+sqrty+sqrtz)+sqrtx*sqrty*sqrtz);
        beta=pt*SQR(pt+alamb);
        sum += fac*rc(alpha,beta);
        fac=0.25*fac;
        xt=0.25*(xt+alamb);
        yt=0.25*(yt+alamb);
        zt=0.25*(zt+alamb);
        pt=0.25*(pt+alamb);
        ave=0.2*(xt+yt+zt+pt+pt);
        delx=(ave-xt)/ave;
        dely=(ave-yt)/ave;
        delz=(ave-zt)/ave;
        delp=(ave-pt)/ave;
    } while (FMAX(FMAX(FMAX(fabs(delx),fabs(dely)),
        fabs(delz)),fabs(delp)) > ERRTOL);
    ea=delx*(dely+delz)+dely*delz;
    eb=delx*dely*delz;
    ec=delp*delp;
    ed=ea-3.0*ec;
    ee=eb+2.0*delp*(ea-ec);
    ans=3.0*sum+fac*(1.0+ed*(-C1+C5*ed-C6*ee)+eb*(C7+delp*(-C8+delp*C4))
        +delp*ea*(C2-delp*C3)-C2*delp*ec)/(ave*sqrt(ave));
    if (p <= 0.0) ans=a*(b*ans+3.0*(rcx-rf(xt,yt,zt)));
    return ans;
}

```

Sample page from NUMERICAL RECIPES IN C: THE ART OF SCIENTIFIC COMPUTING (ISBN 0-521-43108-5)  
 Copyright (C) 1988-1992 by Cambridge University Press. Programs Copyright (C) 1988-1992 by Numerical Recipes Software.  
 Permission is granted for internet users to make one paper copy for their own personal use. Further reproduction, or any copying of machine-  
 readable files (including this one), to any server computer, is strictly prohibited. To order Numerical Recipes books or CDROMs, visit website  
<http://www.nr.com> or call 1-800-872-7423 (North America only), or send email to [directcustserv@cambridge.org](mailto:directcustserv@cambridge.org) (outside North America).

```

#include <math.h>
#include "nrutil.h"
#define ERRTOL 0.04
#define TINY 1.69e-38
#define SQRTNY 1.3e-19
#define BIG 3.e37
#define TNBG (TINY*BIG)
#define COMP1 (2.236/SQRTNY)
#define COMP2 (TNBG*TNBG/25.0)
#define THIRD (1.0/3.0)
#define C1 0.3
#define C2 (1.0/7.0)
#define C3 0.375
#define C4 (9.0/22.0)

float rc(float x, float y)
Computes Carlson's degenerate elliptic integral,  $R_C(x, y)$ .  $x$  must be nonnegative and  $y$  must
be nonzero. If  $y < 0$ , the Cauchy principal value is returned. TINY must be at least 5 times
the machine underflow limit, BIG at most one fifth the machine maximum overflow limit.
{
    float alamb,ave,s,w,xt,yt;
    if (x < 0.0 || y == 0.0 || (x+fabs(y)) < TINY || (x+fabs(y)) > BIG ||
        (y<-COMP1 && x > 0.0 && x < COMP2))
        nrerror("invalid arguments in rc");
    if (y > 0.0) {
        xt=x;
        yt=y;
        w=1.0;
    } else {
        xt=x-y;
        yt = -y;
        w=sqrt(x)/sqrt(xt);
    }
    do {
        alamb=2.0*sqrt(xt)*sqrt(yt)+yt;
        xt=0.25*(xt+alamb);
        yt=0.25*(yt+alamb);
        ave=THIRD*(xt+yt+yt);
        s=(yt-ave)/ave;
    } while (fabs(s) > ERRTOL);
    return w*(1.0+s*s*(C1+s*(C2+s*(C3+s*C4)))/sqrt(ave);
}

```

At times you may want to express your answer in Legendre's notation. Alternatively, you may be given results in that notation and need to compute their values with the programs given above. It is a simple matter to transform back and forth. The *Legendre elliptic integral of the 1st kind* is defined as

$$F(\phi, k) \equiv \int_0^\phi \frac{d\theta}{\sqrt{1 - k^2 \sin^2 \theta}} \quad (6.11.17)$$

The *complete elliptic integral of the 1st kind* is given by

$$K(k) \equiv F(\pi/2, k) \quad (6.11.18)$$

In terms of  $R_F$ ,

$$F(\phi, k) = \sin \phi R_F(\cos^2 \phi, 1 - k^2 \sin^2 \phi, 1) \quad (6.11.19)$$

$$K(k) = R_F(0, 1 - k^2, 1)$$

The Legendre elliptic integral of the 2nd kind and the complete elliptic integral of the 2nd kind are given by

$$\begin{aligned}
 E(\phi, k) &\equiv \int_0^\phi \sqrt{1 - k^2 \sin^2 \theta} \, d\theta \\
 &= \sin \phi R_F(\cos^2 \phi, 1 - k^2 \sin^2 \phi, 1) \\
 &\quad - \frac{1}{3} k^2 \sin^3 \phi R_D(\cos^2 \phi, 1 - k^2 \sin^2 \phi, 1) \\
 E(k) &\equiv E(\pi/2, k) = R_F(0, 1 - k^2, 1) - \frac{1}{3} k^2 R_D(0, 1 - k^2, 1)
 \end{aligned} \tag{6.11.20}$$

Finally, the Legendre elliptic integral of the 3rd kind is

$$\begin{aligned}
 \Pi(\phi, n, k) &\equiv \int_0^\phi \frac{d\theta}{(1 + n \sin^2 \theta) \sqrt{1 - k^2 \sin^2 \theta}} \\
 &= \sin \phi R_F(\cos^2 \phi, 1 - k^2 \sin^2 \phi, 1) \\
 &\quad - \frac{1}{3} n \sin^3 \phi R_J(\cos^2 \phi, 1 - k^2 \sin^2 \phi, 1, 1 + n \sin^2 \phi)
 \end{aligned} \tag{6.11.21}$$

(Note that this sign convention for  $n$  is opposite that of Abramowitz and Stegun [12], and that their  $\sin \alpha$  is our  $k$ .)

```
#include <math.h>
#include "nrutil.h"
```

```
float ellf(float phi, float ak)
Legendre elliptic integral of the 1st kind  $F(\phi, k)$ , evaluated using Carlson's function  $R_F$ . The
argument ranges are  $0 \leq \phi \leq \pi/2$ ,  $0 \leq k \sin \phi \leq 1$ .
{
    float rf(float x, float y, float z);
    float s;

    s=sin(phi);
    return s*rf(SQR(cos(phi)), (1.0-s*ak)*(1.0+s*ak), 1.0);
}
```

```
#include <math.h>
#include "nrutil.h"
```

```
float elle(float phi, float ak)
Legendre elliptic integral of the 2nd kind  $E(\phi, k)$ , evaluated using Carlson's functions  $R_D$  and
 $R_F$ . The argument ranges are  $0 \leq \phi \leq \pi/2$ ,  $0 \leq k \sin \phi \leq 1$ .
{
    float rd(float x, float y, float z);
    float rf(float x, float y, float z);
    float cc,q,s;

    s=sin(phi);
    cc=SQR(cos(phi));
    q=(1.0-s*ak)*(1.0+s*ak);
    return s*(rf(cc,q,1.0)-(SQR(s*ak))*rd(cc,q,1.0)/3.0);
}
```

```

#include <math.h>
#include "nrutil.h"

float ellpi(float phi, float en, float ak)
Legendre elliptic integral of the 3rd kind  $\Pi(\phi, n, k)$ , evaluated using Carlson's functions  $R_J$  and  $R_F$ . (Note that the sign convention on  $n$  is opposite that of Abramowitz and Stegun.) The ranges of  $\phi$  and  $k$  are  $0 \leq \phi \leq \pi/2$ ,  $0 \leq k \sin \phi \leq 1$ .
{
    float rf(float x, float y, float z);
    float rj(float x, float y, float z, float p);
    float cc, enss, q, s;

    s=sin(phi);
    enss=en*s*s;
    cc=SQR(cos(phi));
    q=(1.0-s*ak)*(1.0+s*ak);
    return s*(rf(cc,q,1.0)-enss*rj(cc,q,1.0,1.0+enss)/3.0);
}

```

Carlson's functions are homogeneous of degree  $-\frac{1}{2}$  and  $-\frac{3}{2}$ , so

$$\begin{aligned}
 R_F(\lambda x, \lambda y, \lambda z) &= \lambda^{-1/2} R_F(x, y, z) \\
 R_J(\lambda x, \lambda y, \lambda z, \lambda p) &= \lambda^{-3/2} R_J(x, y, z, p)
 \end{aligned}
 \tag{6.11.22}$$

Thus to express a Carlson function in Legendre's notation, permute the first three arguments into ascending order, use homogeneity to scale the third argument to be 1, and then use equations (6.11.19)–(6.11.21).

### Jacobian Elliptic Functions

The Jacobian elliptic function  $\operatorname{sn}$  is defined as follows: instead of considering the elliptic integral

$$u(y, k) \equiv u = F(\phi, k) \tag{6.11.23}$$

consider the *inverse* function

$$y = \sin \phi = \operatorname{sn}(u, k) \tag{6.11.24}$$

Equivalently,

$$u = \int_0^{\operatorname{sn}} \frac{dy}{\sqrt{(1-y^2)(1-k^2y^2)}} \tag{6.11.25}$$

When  $k = 0$ ,  $\operatorname{sn}$  is just  $\sin$ . The functions  $\operatorname{cn}$  and  $\operatorname{dn}$  are defined by the relations

$$\operatorname{sn}^2 + \operatorname{cn}^2 = 1, \quad k^2 \operatorname{sn}^2 + \operatorname{dn}^2 = 1 \tag{6.11.26}$$

The routine given below actually takes  $m_c \equiv k_c^2 = 1 - k^2$  as an input parameter. It also computes all three functions  $\operatorname{sn}$ ,  $\operatorname{cn}$ , and  $\operatorname{dn}$  since computing all three is no harder than computing any one of them. For a description of the method, see [8].

```

#include <math.h>
#define CA 0.0003          The accuracy is the square of CA.

void snrndn(float uu, float emmc, float *sn, float *cn, float *dn)
Returns the Jacobian elliptic functions sn(u, kc), cn(u, kc), and dn(u, kc). Here uu = u, while
emmc = kc2.
{
    float a,b,c,d,emc,u;
    float em[14],en[14];
    int i,ii,l,bo;

    emc=emmc;
    u=uu;
    if (emc) {
        bo=(emc < 0.0);
        if (bo) {
            d=1.0-emc;
            emc /= -1.0/d;
            u *= (d=sqrt(d));
        }
        a=1.0;
        *dn=1.0;
        for (i=1;i<=13;i++) {
            l=i;
            em[i]=a;
            en[i]=(emc=sqrt(emc));
            c=0.5*(a+emc);
            if (fabs(a-emc) <= CA*a) break;
            emc *= a;
            a=c;
        }
        u *= c;
        *sn=sin(u);
        *cn=cos(u);
        if (*sn) {
            a>(*cn)/(*sn);
            c *= a;
            for (ii=1;ii>=1;ii--) {
                b=em[ii];
                a *= c;
                c *= (*dn);
                *dn=(en[ii]+a)/(b+a);
                a=c/b;
            }
            a=1.0/sqrt(c*c+1.0);
            *sn>(*sn >= 0.0 ? a : -a);
            *cn=c>(*sn);
        }
        if (bo) {
            a>(*dn);
            *dn>(*cn);
            *cn=a;
            *sn /= d;
        }
    } else {
        *cn=1.0/cosh(u);
        *dn>(*cn);
        *sn=tanh(u);
    }
}

```

Sample page from NUMERICAL RECIPES IN C: THE ART OF SCIENTIFIC COMPUTING (ISBN 0-521-43108-5)  
 Copyright (C) 1988-1992 by Cambridge University Press. Programs Copyright (C) 1988-1992 by Numerical Recipes Software.  
 Permission is granted for internet users to make one paper copy for their own personal use. Further reproduction, or any copying of machine-readable files (including this one), to any server computer, is strictly prohibited. To order Numerical Recipes books or CDROMs, visit website <http://www.nr.com> or call 1-800-872-7423 (North America only), or send email to [directcustserv@cambridge.org](mailto:directcustserv@cambridge.org) (outside North America).



## CITED REFERENCES AND FURTHER READING:

- Erdélyi, A., Magnus, W., Oberhettinger, F., and Tricomi, F.G. 1953, *Higher Transcendental Functions*, Vol. II, (New York: McGraw-Hill). [1]
- Gradshteyn, I.S., and Ryzhik, I.W. 1980, *Table of Integrals, Series, and Products* (New York: Academic Press). [2]
- Carlson, B.C. 1977, *SIAM Journal on Mathematical Analysis*, vol. 8, pp. 231–242. [3]
- Carlson, B.C. 1987, *Mathematics of Computation*, vol. 49, pp. 595–606 [4]; 1988, *op. cit.*, vol. 51, pp. 267–280 [5]; 1989, *op. cit.*, vol. 53, pp. 327–333 [6]; 1991, *op. cit.*, vol. 56, pp. 267–280. [7]
- Bulirsch, R. 1965, *Numerische Mathematik*, vol. 7, pp. 78–90; 1965, *op. cit.*, vol. 7, pp. 353–354; 1969, *op. cit.*, vol. 13, pp. 305–315. [8]
- Carlson, B.C. 1979, *Numerische Mathematik*, vol. 33, pp. 1–16. [9]
- Carlson, B.C., and Notis, E.M. 1981, *ACM Transactions on Mathematical Software*, vol. 7, pp. 398–403. [10]
- Carlson, B.C. 1978, *SIAM Journal on Mathematical Analysis*, vol. 9, p. 524–528. [11]
- Abramowitz, M., and Stegun, I.A. 1964, *Handbook of Mathematical Functions*, Applied Mathematics Series, Volume 55 (Washington: National Bureau of Standards; reprinted 1968 by Dover Publications, New York), Chapter 17. [12]
- Mathews, J., and Walker, R.L. 1970, *Mathematical Methods of Physics*, 2nd ed. (Reading, MA: W.A. Benjamin/Addison-Wesley), pp. 78–79.

## 6.12 Hypergeometric Functions

As was discussed in §5.14, a fast, general routine for the the complex hypergeometric function  ${}_2F_1(a, b, c; z)$ , is difficult or impossible. The function is defined as the analytic continuation of the hypergeometric series,

$$\begin{aligned}
 {}_2F_1(a, b, c; z) = & 1 + \frac{ab}{c} \frac{z}{1!} + \frac{a(a+1)b(b+1)}{c(c+1)} \frac{z^2}{2!} + \dots \\
 & + \frac{a(a+1)\dots(a+j-1)b(b+1)\dots(b+j-1)}{c(c+1)\dots(c+j-1)} \frac{z^j}{j!} + \dots
 \end{aligned}
 \tag{6.12.1}$$

This series converges only within the unit circle  $|z| < 1$  (see [1]), but one's interest in the function is not confined to this region.

Section 5.14 discussed the method of evaluating this function by direct path integration in the complex plane. We here merely list the routines that result.

Implementation of the function `hypgeo` is straightforward, and is described by comments in the program. The machinery associated with Chapter 16's routine for integrating differential equations, `odeint`, is only minimally intrusive, and need not even be completely understood: use of `odeint` requires one zeroed global variable, one function call, and a prescribed format for the derivative routine `hypdrv`.

The function `hypgeo` will fail, of course, for values of  $z$  too close to the singularity at 1. (If you need to approach this singularity, or the one at  $\infty$ , use the "linear transformation formulas" in §15.3 of [1].) Away from  $z = 1$ , and for moderate values of  $a, b, c$ , it is often remarkable how few steps are required to integrate the equations. A half-dozen is typical.

## CITED REFERENCES AND FURTHER READING:

- Erdélyi, A., Magnus, W., Oberhettinger, F., and Tricomi, F.G. 1953, *Higher Transcendental Functions*, Vol. II, (New York: McGraw-Hill). [1]
- Gradshteyn, I.S., and Ryzhik, I.W. 1980, *Table of Integrals, Series, and Products* (New York: Academic Press). [2]
- Carlson, B.C. 1977, *SIAM Journal on Mathematical Analysis*, vol. 8, pp. 231–242. [3]
- Carlson, B.C. 1987, *Mathematics of Computation*, vol. 49, pp. 595–606 [4]; 1988, *op. cit.*, vol. 51, pp. 267–280 [5]; 1989, *op. cit.*, vol. 53, pp. 327–333 [6]; 1991, *op. cit.*, vol. 56, pp. 267–280. [7]
- Bulirsch, R. 1965, *Numerische Mathematik*, vol. 7, pp. 78–90; 1965, *op. cit.*, vol. 7, pp. 353–354; 1969, *op. cit.*, vol. 13, pp. 305–315. [8]
- Carlson, B.C. 1979, *Numerische Mathematik*, vol. 33, pp. 1–16. [9]
- Carlson, B.C., and Notis, E.M. 1981, *ACM Transactions on Mathematical Software*, vol. 7, pp. 398–403. [10]
- Carlson, B.C. 1978, *SIAM Journal on Mathematical Analysis*, vol. 9, p. 524–528. [11]
- Abramowitz, M., and Stegun, I.A. 1964, *Handbook of Mathematical Functions*, Applied Mathematics Series, Volume 55 (Washington: National Bureau of Standards; reprinted 1968 by Dover Publications, New York), Chapter 17. [12]
- Mathews, J., and Walker, R.L. 1970, *Mathematical Methods of Physics*, 2nd ed. (Reading, MA: W.A. Benjamin/Addison-Wesley), pp. 78–79.

## 6.12 Hypergeometric Functions

As was discussed in §5.14, a fast, general routine for the the complex hypergeometric function  ${}_2F_1(a, b, c; z)$ , is difficult or impossible. The function is defined as the analytic continuation of the hypergeometric series,

$$\begin{aligned}
 {}_2F_1(a, b, c; z) = & 1 + \frac{ab}{c} \frac{z}{1!} + \frac{a(a+1)b(b+1)}{c(c+1)} \frac{z^2}{2!} + \dots \\
 & + \frac{a(a+1)\dots(a+j-1)b(b+1)\dots(b+j-1)}{c(c+1)\dots(c+j-1)} \frac{z^j}{j!} + \dots
 \end{aligned}
 \tag{6.12.1}$$

This series converges only within the unit circle  $|z| < 1$  (see [1]), but one's interest in the function is not confined to this region.

Section 5.14 discussed the method of evaluating this function by direct path integration in the complex plane. We here merely list the routines that result.

Implementation of the function `hypgeo` is straightforward, and is described by comments in the program. The machinery associated with Chapter 16's routine for integrating differential equations, `odeint`, is only minimally intrusive, and need not even be completely understood: use of `odeint` requires one zeroed global variable, one function call, and a prescribed format for the derivative routine `hypdrv`.

The function `hypgeo` will fail, of course, for values of  $z$  too close to the singularity at 1. (If you need to approach this singularity, or the one at  $\infty$ , use the "linear transformation formulas" in §15.3 of [1].) Away from  $z = 1$ , and for moderate values of  $a, b, c$ , it is often remarkable how few steps are required to integrate the equations. A half-dozen is typical.

```

#include <math.h>
#include "complex.h"
#include "nrutil.h"
#define EPS 1.0e-6                               Accuracy parameter.

fcomplex aa,bb,cc,z0,dz;                         Communicates with hypdrv.

int kmax,kount;                                  Used by odeint.
float *xp,**yp,dxsav;

fcomplex hypgeo(fcomplex a, fcomplex b, fcomplex c, fcomplex z)
Complex hypergeometric function  ${}_2F_1$  for complex  $a, b, c$ , and  $z$ , by direct integration of the
hypergeometric equation in the complex plane. The branch cut is taken to lie along the real
axis,  $\text{Re } z > 1$ .
{
    void bsstep(float y[], float dydx[], int nv, float *xx, float htry,
                float eps, float yscal[], float *hdid, float *hnext,
                void (*derivs)(float, float [], float []));
    void hypdrv(float s, float yy[], float dydx[]);
    void hypser(fcomplex a, fcomplex b, fcomplex c, fcomplex z,
                fcomplex *series, fcomplex *deriv);
    void odeint(float ystart[], int nvar, float x1, float x2,
                float eps, float h1, float hmin, int *nok, int *nbad,
                void (*derivs)(float, float [], float []),
                void (*rkqs)(float [], float [], int, float *, float, float,
                float [], float *, float *, void (*)(float, float [], float [])));
    int nbad,nok;
    fcomplex ans,y[3];
    float *yy;

    kmax=0;
    if (z.r*z.r+z.i*z.i <= 0.25) {                Use series...
        hypser(a,b,c,z,&ans,&y[2]);
        return ans;
    }
    else if (z.r < 0.0) z0=Complex(-0.5,0.0);    ...or pick a starting point for the path
    else if (z.r <= 1.0) z0=Complex(0.5,0.0);    integration.
    else z0=Complex(0.0,z.i >= 0.0 ? 0.5 : -0.5);
    aa=a;                                         Load the global variables to pass pa-
    bb=b;                                         rameters "over the head" of odeint
    cc=c;                                         to hypdrv.
    dz=Csub(z,z0);
    hypser(aa,bb,cc,z0,&y[1],&y[2]);              Get starting function and derivative.
    yy=vector(1,4);
    yy[1]=y[1].r;
    yy[2]=y[1].i;
    yy[3]=y[2].r;
    yy[4]=y[2].i;
    odeint(yy,4,0.0,1.0,EPS,0.1,0.0001,&nok,&nbad,hypdrv,bsstep);
    The arguments to odeint are the vector of independent variables, its length, the starting
    and ending values of the dependent variable, the accuracy parameter, an initial guess for
    stepsize, a minimum stepsize, the (returned) number of good and bad steps taken, and the
    names of the derivative routine and the (here Bulirsch-Stoer) stepping routine.
    y[1]=Complex(yy[1],yy[2]);
    free_vector(yy,1,4);
    return y[1];
}

```

Sample page from NUMERICAL RECIPES IN C: THE ART OF SCIENTIFIC COMPUTING (ISBN 0-521-43108-5)  
 Copyright (C) 1988-1992 by Cambridge University Press. Programs Copyright (C) 1988-1992 by Numerical Recipes Software.  
 Permission is granted for internet users to make one paper copy for their own personal use. Further reproduction, or any copying of machine-  
 readable files (including this one), to any server computer, is strictly prohibited. To order Numerical Recipes books or CDROMs, visit website  
<http://www.nr.com> or call 1-800-872-7423 (North America only), or send email to [directcustserv@cambridge.org](mailto:directcustserv@cambridge.org) (outside North America).

```

#include "complex.h"
#define ONE Complex(1.0,0.0)

void hypser(fcomplex a, fcomplex b, fcomplex c, fcomplex z, fcomplex *series,
           fcomplex *deriv)
Returns the hypergeometric series  ${}_2F_1$  and its derivative, iterating to machine accuracy. For
 $|z| \leq 1/2$  convergence is quite rapid.
{
    void nrerror(char error_text[]);
    int n;
    fcomplex aa,bb,cc, fac,temp;

    deriv->r=0.0;
    deriv->i=0.0;
    fac=Complex(1.0,0.0);
    temp=fac;
    aa=a;
    bb=b;
    cc=c;
    for (n=1;n<=1000;n++) {
        fac=Cmul(fac,Cdiv(Cmul(aa,bb),cc));
        deriv->r+=fac.r;
        deriv->i+=fac.i;
        fac=Cmul(fac,RCmul(1.0/n,z));
        *series=Cadd(temp,fac);
        if (series->r == temp.r && series->i == temp.i) return;
        temp= *series;
        aa=Cadd(aa,ONE);
        bb=Cadd(bb,ONE);
        cc=Cadd(cc,ONE);
    }
    nrerror("convergence failure in hypser");
}

#include "complex.h"
#define ONE Complex(1.0,0.0)

extern fcomplex aa,bb,cc,z0,dz;          Defined in hypgeo.

void hypdrv(float s, float yy[], float dyyds[])
Computes derivatives for the hypergeometric equation, see text equation (5.14.4).
{
    fcomplex z,y[3],dyds[3];

    y[1]=Complex(yy[1],yy[2]);
    y[2]=Complex(yy[3],yy[4]);
    z=Cadd(z0,RCmul(s,dz));
    dyds[1]=Cmul(y[2],dz);
    dyds[2]=Cmul(Csub(Cmul(Cmul(aa,bb),y[1]),Cmul(Csub(cc,
        Cmul(Cadd(Cadd(aa,bb),ONE),z)),y[2])),
        Cdiv(dz,Cmul(z,Csub(ONE,z)))));
    dyyds[1]=dyds[1].r;
    dyyds[2]=dyds[1].i;
    dyyds[3]=dyds[2].r;
    dyyds[4]=dyds[2].i;
}

```

## CITED REFERENCES AND FURTHER READING:

Abramowitz, M., and Stegun, I.A. 1964, *Handbook of Mathematical Functions*, Applied Mathematics Series, Volume 55 (Washington: National Bureau of Standards; reprinted 1968 by Dover Publications, New York). [1]

Sample page from NUMERICAL RECIPES IN C: THE ART OF SCIENTIFIC COMPUTING (ISBN 0-521-43108-5)  
 Copyright (C) 1988-1992 by Cambridge University Press. Programs Copyright (C) 1988-1992 by Numerical Recipes Software.  
 Permission is granted for internet users to make one paper copy for their own personal use. Further reproduction, or any copying of machine-  
 readable files (including this one), to any server computer, is strictly prohibited. To order Numerical Recipes books or CDROMs, visit website  
<http://www.nr.com> or call 1-800-872-7423 (North America only), or send email to [directcustserv@cambridge.org](mailto:directcustserv@cambridge.org) (outside North America).

## Chapter 7. Random Numbers

### 7.0 Introduction

It may seem perverse to use a computer, that most precise and deterministic of all machines conceived by the human mind, to produce “random” numbers. More than perverse, it may seem to be a conceptual impossibility. Any program, after all, will produce output that is entirely predictable, hence not truly “random.”

Nevertheless, practical computer “random number generators” are in common use. We will leave it to philosophers of the computer age to resolve the paradox in a deep way (see, e.g., Knuth [1] §3.5 for discussion and references). One sometimes hears computer-generated sequences termed *pseudo-random*, while the word *random* is reserved for the output of an intrinsically random physical process, like the elapsed time between clicks of a Geiger counter placed next to a sample of some radioactive element. We will not try to make such fine distinctions.

A working, though imprecise, definition of randomness in the context of computer-generated sequences, is to say that the deterministic program that produces a random sequence should be different from, and — in all measurable respects — statistically uncorrelated with, the computer program that *uses* its output. In other words, any two different random number generators ought to produce statistically the same results when coupled to your particular applications program. If they don’t, then at least one of them is not (from your point of view) a good generator.

The above definition may seem circular, comparing, as it does, one generator to another. However, there exists a body of random number generators which mutually do satisfy the definition over a very, very broad class of applications programs. And it is also found empirically that statistically identical results are obtained from random numbers produced by physical processes. So, because such generators are known to exist, we can leave to the philosophers the problem of defining them.

A pragmatic point of view, then, is that randomness is in the eye of the beholder (or programmer). What is random enough for one application may not be random enough for another. Still, one is not entirely adrift in a sea of incommensurable applications programs: There is a certain list of statistical tests, some sensible and some merely enshrined by history, which on the whole will do a very good job of ferreting out any correlations that are likely to be detected by an applications program (in this case, yours). Good random number generators ought to pass all of these tests; or at least the user had better be aware of any that they fail, so that he or she will be able to judge whether they are relevant to the case at hand.

Sample page from NUMERICAL RECIPES IN C: THE ART OF SCIENTIFIC COMPUTING (ISBN 0-521-43108-5)  
Copyright (C) 1988-1992 by Cambridge University Press. Programs Copyright (C) 1988-1992 by Numerical Recipes Software.  
Permission is granted for internet users to make one paper copy for their own personal use. Further reproduction, or any copying of machine-readable files (including this one), to any server computer, is strictly prohibited. To order Numerical Recipes books or CDROMs, visit website <http://www.nr.com> or call 1-800-872-7423 (North America only), or send email to [directcustserv@cambridge.org](mailto:directcustserv@cambridge.org) (outside North America).

As for references on this subject, the one to turn to first is Knuth [1]. Then try [2]. Only a few of the standard books on numerical methods [3-4] treat topics relating to random numbers.

#### CITED REFERENCES AND FURTHER READING:

- Knuth, D.E. 1981, *Seminumerical Algorithms*, 2nd ed., vol. 2 of *The Art of Computer Programming* (Reading, MA: Addison-Wesley), Chapter 3, especially §3.5. [1]  
 Bratley, P., Fox, B.L., and Schrage, E.L. 1983, *A Guide to Simulation* (New York: Springer-Verlag). [2]  
 Dahlquist, G., and Bjorck, A. 1974, *Numerical Methods* (Englewood Cliffs, NJ: Prentice-Hall), Chapter 11. [3]  
 Forsythe, G.E., Malcolm, M.A., and Moler, C.B. 1977, *Computer Methods for Mathematical Computations* (Englewood Cliffs, NJ: Prentice-Hall), Chapter 10. [4]

## 7.1 Uniform Deviates

Uniform deviates are just random numbers that lie within a specified range (typically 0 to 1), with any one number in the range just as likely as any other. They are, in other words, what you probably think “random numbers” are. However, we want to distinguish uniform deviates from other sorts of random numbers, for example numbers drawn from a normal (Gaussian) distribution of specified mean and standard deviation. These other sorts of deviates are almost always generated by performing appropriate operations on one or more uniform deviates, as we will see in subsequent sections. So, a reliable source of random uniform deviates, the subject of this section, is an essential building block for any sort of stochastic modeling or Monte Carlo computer work.

### System-Supplied Random Number Generators

Most C implementations have, lurking within, a pair of library routines for initializing, and then generating, “random numbers.” In ANSI C, the synopsis is:

```
#include <stdlib.h>
#define RAND_MAX ...

void srand(unsigned seed);
int rand(void);
```

You initialize the random number generator by invoking `srand(seed)` with some arbitrary `seed`. Each initializing value will typically result in a different random sequence, or at least a different starting point in some one enormously long sequence. The *same* initializing value of `seed` will always return the *same* random sequence, however.

You obtain successive random numbers in the sequence by successive calls to `rand()`. That function returns an integer that is typically in the range 0 to the largest representable positive value of type `int` (inclusive). Usually, as in ANSI C, this largest value is available as `RAND_MAX`, but sometimes you have to figure it out for yourself. If you want a random `float` value between 0.0 (inclusive) and 1.0 (exclusive), you get it by an expression like

As for references on this subject, the one to turn to first is Knuth [1]. Then try [2]. Only a few of the standard books on numerical methods [3-4] treat topics relating to random numbers.

#### CITED REFERENCES AND FURTHER READING:

- Knuth, D.E. 1981, *Seminumerical Algorithms*, 2nd ed., vol. 2 of *The Art of Computer Programming* (Reading, MA: Addison-Wesley), Chapter 3, especially §3.5. [1]  
 Bratley, P., Fox, B.L., and Schrage, E.L. 1983, *A Guide to Simulation* (New York: Springer-Verlag). [2]  
 Dahlquist, G., and Bjorck, A. 1974, *Numerical Methods* (Englewood Cliffs, NJ: Prentice-Hall), Chapter 11. [3]  
 Forsythe, G.E., Malcolm, M.A., and Moler, C.B. 1977, *Computer Methods for Mathematical Computations* (Englewood Cliffs, NJ: Prentice-Hall), Chapter 10. [4]

## 7.1 Uniform Deviates

Uniform deviates are just random numbers that lie within a specified range (typically 0 to 1), with any one number in the range just as likely as any other. They are, in other words, what you probably think “random numbers” are. However, we want to distinguish uniform deviates from other sorts of random numbers, for example numbers drawn from a normal (Gaussian) distribution of specified mean and standard deviation. These other sorts of deviates are almost always generated by performing appropriate operations on one or more uniform deviates, as we will see in subsequent sections. So, a reliable source of random uniform deviates, the subject of this section, is an essential building block for any sort of stochastic modeling or Monte Carlo computer work.

### System-Supplied Random Number Generators

Most C implementations have, lurking within, a pair of library routines for initializing, and then generating, “random numbers.” In ANSI C, the synopsis is:

```
#include <stdlib.h>
#define RAND_MAX ...

void srand(unsigned seed);
int rand(void);
```

You initialize the random number generator by invoking `srand(seed)` with some arbitrary `seed`. Each initializing value will typically result in a different random sequence, or at least a different starting point in some one enormously long sequence. The *same* initializing value of `seed` will always return the *same* random sequence, however.

You obtain successive random numbers in the sequence by successive calls to `rand()`. That function returns an integer that is typically in the range 0 to the largest representable positive value of type `int` (inclusive). Usually, as in ANSI C, this largest value is available as `RAND_MAX`, but sometimes you have to figure it out for yourself. If you want a random `float` value between 0.0 (inclusive) and 1.0 (exclusive), you get it by an expression like

```
x = rand()/(RAND_MAX+1.0);
```

Now our first, and perhaps most important, lesson in this chapter is: be *very*, *very* suspicious of a system-supplied `rand()` that resembles the one just described. If all scientific papers whose results are in doubt because of bad `rand()`s were to disappear from library shelves, there would be a gap on each shelf about as big as your fist. System-supplied `rand()`s are almost always *linear congruential generators*, which generate a sequence of integers  $I_1, I_2, I_3, \dots$ , each between 0 and  $m - 1$  (e.g., `RAND_MAX`) by the recurrence relation

$$I_{j+1} = aI_j + c \pmod{m} \quad (7.1.1)$$

Here  $m$  is called the *modulus*, and  $a$  and  $c$  are positive integers called the *multiplier* and the *increment* respectively. The recurrence (7.1.1) will eventually repeat itself, with a period that is obviously no greater than  $m$ . If  $m$ ,  $a$ , and  $c$  are properly chosen, then the period will be of maximal length, i.e., of length  $m$ . In that case, all possible integers between 0 and  $m - 1$  occur at some point, so any initial “seed” choice of  $I_0$  is as good as any other: the sequence just takes off from that point.

Although this general framework is powerful enough to provide quite decent random numbers, its implementation in many, if not most, ANSI C libraries is quite flawed; quite a number of implementations are in the category “totally botched.” Blame should be apportioned about equally between the ANSI C committee and the implementors. The typical problems are these: First, since the ANSI standard specifies that `rand()` return a value of type `int` — which is only a two-byte quantity on many machines — `RAND_MAX` is often *not* very large. The ANSI C standard requires only that it be at least 32767. This can be disastrous in many circumstances: for a Monte Carlo integration (§7.6 and §7.8), you might well want to evaluate  $10^6$  different points, but actually be evaluating the same 32767 points 30 times each, not at all the same thing! You should categorically reject any library random number routine with a two-byte returned value.

Second, the ANSI committee’s published rationale includes the following mischievous passage: “The committee decided that an implementation should be allowed to provide a `rand` function which generates the best random sequence possible in that implementation, and therefore mandated no standard algorithm. It recognized the value, however, of being able to generate the same pseudo-random sequence in different implementations, and so *it has published an example...* [emphasis added]” The “example” is

```
unsigned long next=1;

int rand(void) /* NOT RECOMMENDED (see text) */
{
    next = next*1103515245 + 12345;
    return (unsigned int)(next/65536) % 32768;
}

void srand(unsigned int seed)
{
    next=seed;
}
```



This corresponds to equation (7.1.1) with  $a = 1103515245$ ,  $c = 12345$ , and  $m = 2^{32}$  (since arithmetic done on unsigned long quantities is guaranteed to return the correct low-order bits). These are not particularly good choices for  $a$  and  $c$  (the period is only  $2^{30}$ ), though they are not gross embarrassments by themselves. The real botches occur when implementors, taking the committee's statement above as license, try to "improve" on the published example. For example, one popular 32-bit PC-compatible compiler provides a long generator that uses the above congruence, but swaps the high-order and low-order 16 bits of the returned value. Somebody probably thought that this extra flourish added randomness; in fact it ruins the generator. While these kinds of blunders can, of course, be fixed, there remains a fundamental flaw in simple linear congruential generators, which we now discuss.

The linear congruential method has the advantage of being very fast, requiring only a few operations per call, hence its almost universal use. It has the disadvantage that it is not free of sequential correlation on successive calls. If  $k$  random numbers at a time are used to plot points in  $k$  dimensional space (with each coordinate between 0 and 1), then the points will not tend to "fill up" the  $k$ -dimensional space, but rather will lie on  $(k - 1)$ -dimensional "planes." There will be *at most* about  $m^{1/k}$  such planes. If the constants  $m$ ,  $a$ , and  $c$  are not very carefully chosen, there will be *many fewer than that*. If  $m$  is as bad as 32768, then the number of planes on which triples of points lie in three-dimensional space will be no greater than about the cube root of 32768, or 32. Even if  $m$  is close to the machine's largest representable integer, e.g.,  $\sim 2^{32}$ , the number of planes on which triples of points lie in three-dimensional space is usually no greater than about the cube root of  $2^{32}$ , about 1600. You might well be focusing attention on a physical process that occurs in a small fraction of the total volume, so that the discreteness of the planes can be very pronounced.

Even worse, you might be using a generator whose choices of  $m$ ,  $a$ , and  $c$  have been botched. One infamous such routine, RANDU, with  $a = 65539$  and  $m = 2^{31}$ , was widespread on IBM mainframe computers for many years, and widely copied onto other systems [1]. One of us recalls producing a "random" plot with only 11 planes, and being told by his computer center's programming consultant that he had misused the random number generator: "We guarantee that each number is random individually, but we don't guarantee that more than one of them is random." Figure that out.

Correlation in  $k$ -space is not the only weakness of linear congruential generators. Such generators often have their low-order (least significant) bits much less random than their high-order bits. If you want to generate a random integer between 1 and 10, you should always do it using high-order bits, as in

```
j=1+(int) (10.0*rand()/(RAND_MAX+1.0));
```

and never by anything resembling

```
j=1+(rand() % 10);
```

(which uses lower-order bits). Similarly you should never try to take apart a "rand()" number into several supposedly random pieces. Instead use separate calls for every piece.

## Portable Random Number Generators

Park and Miller [1] have surveyed a large number of random number generators that have been used over the last 30 years or more. Along with a good theoretical review, they present an anecdotal sampling of a number of inadequate generators that have come into widespread use. The historical record is nothing if not appalling.

There is good evidence, both theoretical and empirical, that the simple multiplicative congruential algorithm

$$I_{j+1} = aI_j \pmod{m} \quad (7.1.2)$$

can be as good as any of the more general linear congruential generators that have  $c \neq 0$  (equation 7.1.1) — if the multiplier  $a$  and modulus  $m$  are chosen exquisitely carefully. Park and Miller propose a “Minimal Standard” generator based on the choices

$$a = 7^5 = 16807 \quad m = 2^{31} - 1 = 2147483647 \quad (7.1.3)$$

First proposed by Lewis, Goodman, and Miller in 1969, this generator has in subsequent years passed all new theoretical tests, and (perhaps more importantly) has accumulated a large amount of successful use. Park and Miller do not claim that the generator is “perfect” (we will see below that it is not), but only that it is a good minimal standard against which other generators should be judged.

It is not possible to implement equations (7.1.2) and (7.1.3) directly in a high-level language, since the product of  $a$  and  $m - 1$  exceeds the maximum value for a 32-bit integer. Assembly language implementation using a 64-bit product register is straightforward, but not portable from machine to machine. A trick due to Schrage [2,3] for multiplying two 32-bit integers modulo a 32-bit constant, without using any intermediates larger than 32 bits (including a sign bit) is therefore extremely interesting: It allows the Minimal Standard generator to be implemented in essentially any programming language on essentially any machine.

Schrage’s algorithm is based on an *approximate factorization* of  $m$ ,

$$m = aq + r, \quad \text{i.e.,} \quad q = [m/a], \quad r = m \bmod a \quad (7.1.4)$$

with square brackets denoting integer part. If  $r$  is small, specifically  $r < q$ , and  $0 < z < m - 1$ , it can be shown that both  $a(z \bmod q)$  and  $r[z/q]$  lie in the range  $0, \dots, m - 1$ , and that

$$az \bmod m = \begin{cases} a(z \bmod q) - r[z/q] & \text{if it is } \geq 0, \\ a(z \bmod q) - r[z/q] + m & \text{otherwise} \end{cases} \quad (7.1.5)$$

The application of Schrage’s algorithm to the constants (7.1.3) uses the values  $q = 127773$  and  $r = 2836$ .

Here is an implementation of the Minimal Standard generator:

```
#define IA 16807
#define IM 2147483647
#define AM (1.0/IM)
#define IQ 127773
#define IR 2836
#define MASK 123459876
```

```
float ran0(long *idum)
```

"Minimal" random number generator of Park and Miller. Returns a uniform random deviate between 0.0 and 1.0. Set or reset `idum` to any integer value (except the unlikely value `MASK`) to initialize the sequence; `idum` must not be altered between calls for successive deviates in a sequence.

```
{
    long k;
    float ans;

    *idum ^= MASK;
    k=(*idum)/IQ;
    *idum=IA*( *idum-k*IQ)-IR*k;
    if ( *idum < 0) *idum += IM;
    ans=AM*( *idum);
    *idum ^= MASK;
    return ans;
}
```

XORing with `MASK` allows use of zero and other simple bit patterns for `idum`.  
 Compute `idum=(IA*idum) % IM` without overflows by Schrage's method.  
 Convert `idum` to a floating result.  
 Unmask before return.

The period of `ran0` is  $2^{31} - 2 \approx 2.1 \times 10^9$ . A peculiarity of generators of the form (7.1.2) is that the value 0 must never be allowed as the initial seed — it perpetuates itself — and it never occurs for any nonzero initial seed. Experience has shown that users always manage to call random number generators with the seed `idum=0`. That is why `ran0` performs its exclusive-or with an arbitrary constant both on entry and exit. If you are the first user in history to be proof against human error, you can remove the two lines with the  $\wedge$  operation.

Park and Miller discuss two other multipliers  $a$  that can be used with the same  $m = 2^{31} - 1$ . These are  $a = 48271$  (with  $q = 44488$  and  $r = 3399$ ) and  $a = 69621$  (with  $q = 30845$  and  $r = 23902$ ). These can be substituted in the routine `ran0` if desired; they may be slightly superior to Lewis *et al.*'s longer-tested values. No values other than these should be used.

The routine `ran0` is a Minimal Standard, satisfactory for the majority of applications, but we do not recommend it as the final word on random number generators. Our reason is precisely the simplicity of the Minimal Standard. It is not hard to think of situations where successive random numbers might be used in a way that accidentally conflicts with the generation algorithm. For example, since successive numbers differ by a multiple of only  $1.6 \times 10^4$  out of a modulus of more than  $2 \times 10^9$ , very small random numbers will tend to be followed by smaller than average values. One time in  $10^6$ , for example, there will be a value  $< 10^{-6}$  returned (as there should be), but this will *always* be followed by a value less than about 0.0168. One can easily think of applications involving rare events where this property would lead to wrong results.

There are other, more subtle, serial correlations present in `ran0`. For example, if successive points  $(I_i, I_{i+1})$  are binned into a two-dimensional plane for  $i = 1, 2, \dots, N$ , then the resulting distribution fails the  $\chi^2$  test when  $N$  is greater than a few  $\times 10^7$ , much less than the period  $m - 2$ . Since low-order serial correlations have historically been such a bugaboo, and since there is a very simple way to remove

Sample page from NUMERICAL RECIPES IN C: THE ART OF SCIENTIFIC COMPUTING (ISBN 0-521-43108-5)  
 Copyright (C) 1988-1992 by Cambridge University Press. Programs Copyright (C) 1988-1992 by Numerical Recipes Software.  
 Permission is granted for internet users to make one paper copy for their own personal use. Further reproduction, or any copying of machine-readable files (including this one), to any server computer, is strictly prohibited. To order Numerical Recipes books or CDROMs, visit website <http://www.nr.com> or call 1-800-872-7423 (North America only), or send email to [directcustserv@cambridge.org](mailto:directcustserv@cambridge.org) (outside North America).

them, we think that it is prudent to do so.

The following routine, `ran1`, uses the Minimal Standard for its random value, but it shuffles the output to remove low-order serial correlations. A random deviate derived from the  $j$ th value in the sequence,  $I_j$ , is output not on the  $j$ th call, but rather on a randomized later call,  $j + 32$  on average. The shuffling algorithm is due to Bays and Durham as described in Knuth [4], and is illustrated in Figure 7.1.1.

```

#define IA 16807
#define IM 2147483647
#define AM (1.0/IM)
#define IQ 127773
#define IR 2836
#define NTAB 32
#define NDIV (1+(IM-1)/NTAB)
#define EPS 1.2e-7
#define RNMX (1.0-EPS)

float ran1(long *idum)
"Minimal" random number generator of Park and Miller with Bays-Durham shuffle and added
safeguards. Returns a uniform random deviate between 0.0 and 1.0 (exclusive of the endpoint
values). Call with idum a negative integer to initialize; thereafter, do not alter idum between
successive deviates in a sequence. RNMX should approximate the largest floating value that is
less than 1.
{
    int j;
    long k;
    static long iy=0;
    static long iv[NTAB];
    float temp;

    if (*idum <= 0 || !iy) {
        if (-(*idum) < 1) *idum=1;
        else *idum = -(*idum);
        for (j=NTAB+7; j>=0; j--) {
            k=(*idum)/IQ;
            *idum=IA*(*idum-k*IQ)-IR*k;
            if (*idum < 0) *idum += IM;
            if (j < NTAB) iv[j] = *idum;
        }
        iy=iv[0];
    }
    k=(*idum)/IQ;
    *idum=IA*(*idum-k*IQ)-IR*k;
    if (*idum < 0) *idum += IM;
    j=iy/NDIV;
    iy=iv[j];
    iv[j] = *idum;
    if ((temp=AM*iy) > RNMX) return RNMX;
    else return temp;
}

```

Initialize.  
Be sure to prevent idum = 0.

Load the shuffle table (after 8 warm-ups).

Start here when not initializing.  
Compute idum=(IA\*idum) % IM without overflows by Schrage's method.  
Will be in the range 0..NTAB-1.  
Output previously stored value and refill the shuffle table.  
Because users don't expect endpoint values.

The routine `ran1` passes those statistical tests that `ran0` is known to fail. In fact, we do not know of any statistical test that `ran1` fails to pass, except when the number of calls starts to become on the order of the period  $m$ , say  $> 10^8 \approx m/20$ .

For situations when even longer random sequences are needed, L'Ecuyer [6] has given a good way of combining two different sequences with different periods so as to obtain a new sequence whose period is the least common multiple of the two periods. The basic idea is simply to add the two sequences, modulo the modulus of

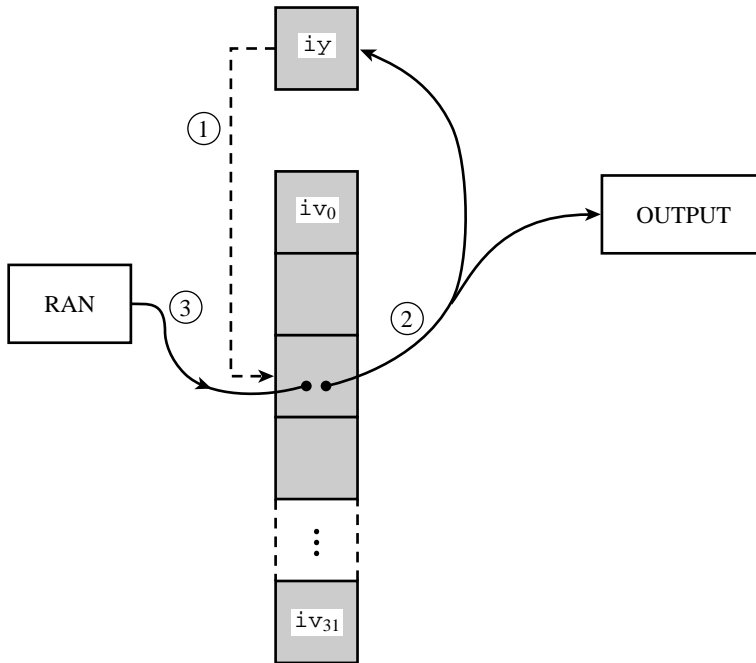


Figure 7.1.1. Shuffling procedure used in `ran1` to break up sequential correlations in the Minimal Standard generator. Circled numbers indicate the sequence of events: On each call, the random number in `iy` is used to choose a random element in the array `iv`. That element becomes the output random number, and also is the next `iy`. Its spot in `iv` is refilled from the Minimal Standard routine.

either of them (call it  $m$ ). A trick to avoid an intermediate value that overflows the integer wordsize is to subtract rather than add, and then add back the constant  $m - 1$  if the result is  $\leq 0$ , so as to wrap around into the desired interval  $0, \dots, m - 1$ .

Notice that it is not necessary that this wrapped subtraction be able to reach all values  $0, \dots, m - 1$  from every value of the first sequence. Consider the absurd extreme case where the value subtracted was only between 1 and 10: The resulting sequence would still be no less random than the first sequence by itself. As a practical matter it is only necessary that the second sequence have a range covering *substantially* all of the range of the first. L'Ecuyer recommends the use of the two generators  $m_1 = 2147483563$  (with  $a_1 = 40014$ ,  $q_1 = 53668$ ,  $r_1 = 12211$ ) and  $m_2 = 2147483399$  (with  $a_2 = 40692$ ,  $q_2 = 52774$ ,  $r_2 = 3791$ ). Both moduli are slightly less than  $2^{31}$ . The periods  $m_1 - 1 = 2 \times 3 \times 7 \times 631 \times 81031$  and  $m_2 - 1 = 2 \times 19 \times 31 \times 1019 \times 1789$  share only the factor 2, so the period of the combined generator is  $\approx 2.3 \times 10^{18}$ . For present computers, period exhaustion is a practical impossibility.

Combining the two generators breaks up serial correlations to a considerable extent. We nevertheless recommend the additional shuffle that is implemented in the following routine, `ran2`. We think that, within the limits of its floating-point precision, `ran2` provides perfect random numbers; a practical definition of “perfect” is that we will pay \$1000 to the first reader who convinces us otherwise (by finding a statistical test that `ran2` fails in a nontrivial way, excluding the ordinary limitations of a machine’s floating-point representation).

```

#define IM1 2147483563
#define IM2 2147483399
#define AM (1.0/IM1)
#define IMM1 (IM1-1)
#define IA1 40014
#define IA2 40692
#define IQ1 53668
#define IQ2 52774
#define IR1 12211
#define IR2 3791
#define NTAB 32
#define NDIV (1+IMM1/NTAB)
#define EPS 1.2e-7
#define RNMX (1.0-EPS)

float ran2(long *idum)
Long period ( $> 2 \times 10^{18}$ ) random number generator of L'Ecuyer with Bays-Durham shuffle
and added safeguards. Returns a uniform random deviate between 0.0 and 1.0 (exclusive of
the endpoint values). Call with idum a negative integer to initialize; thereafter, do not alter
idum between successive deviates in a sequence. RNMX should approximate the largest floating
value that is less than 1.
{
    int j;
    long k;
    static long idum2=123456789;
    static long iy=0;
    static long iv[NTAB];
    float temp;

    if (*idum <= 0) {
        if (-(*idum) < 1) *idum=1;
        else *idum = -(*idum);
        idum2=(*idum);
        for (j=NTAB+7;j>=0;j--) {
            k=(*idum)/IQ1;
            *idum=IA1*(idum-k*IQ1)-k*IR1;
            if (*idum < 0) *idum += IM1;
            if (j < NTAB) iv[j] = *idum;
        }
        iy=iv[0];
    }
    k=(*idum)/IQ1;
    *idum=IA1*(idum-k*IQ1)-k*IR1;
    if (*idum < 0) *idum += IM1;
    k=idum2/IQ2;
    idum2=IA2*(idum2-k*IQ2)-k*IR2;
    if (idum2 < 0) idum2 += IM2;
    j=iy/NDIV;
    iy=iv[j]-idum2;
    iv[j] = *idum;
    if (iy < 1) iy += IMM1;
    if ((temp=AM*iy) > RNMX) return RNMX;
    else return temp;
}

```

L'Ecuyer [6] lists additional short generators that can be combined into longer ones, including generators that can be implemented in 16-bit integer arithmetic.

Finally, we give you Knuth's suggestion [4] for a portable routine, which we have translated to the present conventions as `ran3`. This is not based on the linear congruential method at all, but rather on a *subtractive method* (see also [5]). One might hope that its weaknesses, if any, are therefore of a highly different character

Sample page from NUMERICAL RECIPES IN C: THE ART OF SCIENTIFIC COMPUTING (ISBN 0-521-43108-5)  
 Copyright (C) 1988-1992 by Cambridge University Press. Programs Copyright (C) 1988-1992 by Numerical Recipes Software.  
 Permission is granted for internet users to make one paper copy for their own personal use. Further reproduction, or any copying of machine-  
 readable files (including this one), to any server computer, is strictly prohibited. To order Numerical Recipes books or CDROMs, visit website  
<http://www.nr.com> or call 1-800-872-7423 (North America only), or send email to [directcustserv@cambridge.org](mailto:directcustserv@cambridge.org) (outside North America).

from the weaknesses, if any, of `ran1` above. If you ever suspect trouble with one routine, it is a good idea to try the other in the same application. `ran3` has one nice feature: if your machine is poor on integer arithmetic (i.e., is limited to 16-bit integers), you can declare `mj`, `mk`, and `ma[]` as `float`, define `mbig` and `mseed` as 4000000 and 1618033, respectively, and the routine will be rendered entirely floating-point.

```
#include <stdlib.h>
#define MBIG 1000000000
#define MSEED 161803398
#define MZ 0
#define FAC (1.0/MBIG)
float ran3(long *idum)
{
    static int inext,inextp;
    static long ma[56];
    static int iff=0;
    long mj,mk;
    int i,ii,k;

    if (*idum < 0 || iff == 0) {
        iff=1;
        mj=labs(MSEED-labs(*idum));
        mj %= MBIG;
        ma[55]=mj;
        mk=1;
        for (i=1;i<=54;i++) {
            ii=(21*i) % 55;
            ma[ii]=mk;
            mk=mj-mk;
            if (mk < MZ) mk += MBIG;
            mj=ma[ii];
        }
        for (k=1;k<=4;k++)
            for (i=1;i<=55;i++) {
                ma[i] -= ma[1+(i+30) % 55];
                if (ma[i] < MZ) ma[i] += MBIG;
            }
        inext=0;
        inextp=31;
        *idum=1;
    }
    Here is where we start, except on initialization.
    if (++inext == 56) inext=1;
    if (++inextp == 56) inextp=1;
    mj=ma[inext]-ma[inextp];
    if (mj < MZ) mj += MBIG;
    ma[inext]=mj;
    return mj*FAC;
}
```

Change to `math.h` in K&R C.

The value 56 (range `ma[1..55]`) is special and should not be modified; see Knuth.

Initialization.

Initialize `ma[55]` using the seed `idum` and the large number `MSEED`.

Now initialize the rest of the table, in a slightly random order, with numbers that are not especially random.

We randomize them by "warming up the generator."

Prepare indices for our first generated number. The constant 31 is special; see Knuth.

Increment `inext` and `inextp`, wrapping around 56 to 1.

Generate a new random number subtractively. Be sure that it is in range.

Store it, and output the derived uniform deviate.

According to Knuth, any large `MBIG`, and any smaller (but still large) `MSEED` can be substituted for the above values.

Returns a uniform random deviate between 0.0 and 1.0. Set `idum` to any negative value to initialize or reinitialize the sequence.

## Quick and Dirty Generators

One sometimes would like a "quick and dirty" generator to embed in a program, perhaps taking only one or two lines of code, just to *somewhat* randomize things. One might wish to

Sample page from NUMERICAL RECIPES IN C: THE ART OF SCIENTIFIC COMPUTING (ISBN 0-521-43108-5)  
 Copyright (C) 1988-1992 by Cambridge University Press. Programs Copyright (C) 1988-1992 by Numerical Recipes Software.  
 Permission is granted for internet users to make one paper copy for their own personal use. Further reproduction, or any copying of machine-readable files (including this one), to any server computer, is strictly prohibited. To order Numerical Recipes books or CDROMs, visit website <http://www.nr.com> or call 1-800-872-7423 (North America only), or send email to [directcustserv@cambridge.org](mailto:directcustserv@cambridge.org) (outside North America).

process data from an experiment not always in exactly the same order, for example, so that the first output is more “typical” than might otherwise be the case.

For this kind of application, all we really need is a list of “good” choices for  $m$ ,  $a$ , and  $c$  in equation (7.1.1). If we don’t need a period longer than  $10^4$  to  $10^6$ , say, we can keep the value of  $(m - 1)a + c$  small enough to avoid overflows that would otherwise mandate the extra complexity of Schrage’s method (above). We can thus easily embed in our programs

```
unsigned long jran,ia,ic,im;
float ran;
...
jran=(jran*ia+ic) % im;
ran=(float) jran / (float) im;
```

whenever we want a quick and dirty uniform deviate, or

```
jran=(jran*ia+ic) % im;
j=jlo+((jhi-jlo+1)*jran)/im;
```

whenever we want an integer between  $jlo$  and  $jhi$ , inclusive. (In both cases  $jran$  was once initialized to any seed value between 0 and  $im-1$ .)

Be sure to remember, however, that when  $im$  is small, the  $k$ th root of it, which is the number of planes in  $k$ -space, is even smaller! So a quick and dirty generator should never be used to select points in  $k$ -space with  $k > 1$ .

With these caveats, some “good” choices for the constants are given in the accompanying table. These constants (i) give a period of maximal length  $im$ , and, more important, (ii) pass Knuth’s “spectral test” for dimensions 2, 3, 4, 5, and 6. The increment  $ic$  is a prime, close to the value  $(\frac{1}{2} - \frac{1}{6}\sqrt{3})im$ ; actually almost any value of  $ic$  that is relatively prime to  $im$  will do just as well, but there is some “lore” favoring this choice (see [4], p. 84).

## An Even Quicker Generator

In C, if you multiply two `unsigned long int` integers on a machine with a 32-bit long integer representation, the value returned is the low-order 32 bits of the true 64-bit product. If we now choose  $m = 2^{32}$ , the “mod” in equation (7.1.1) is free, and we have simply

$$I_{j+1} = aI_j + c \quad (7.1.6)$$

Knuth suggests  $a = 1664525$  as a suitable multiplier for this value of  $m$ . H.W. Lewis has conducted extensive tests of this value of  $a$  with  $c = 1013904223$ , which is a prime close to  $(\sqrt{5} - 2)m$ . The resulting in-line generator (we will call it `ranqd1`) is simply

```
unsigned long idum;
...
idum = 1664525L*idum + 1013904223L;
```

This is about as good as any 32-bit linear congruential generator, entirely adequate for many uses. And, with only a single multiply and add, it is *very* fast.

To check whether your machine has the desired integer properties, see if you can generate the following sequence of 32-bit values (given here in hex): 00000000, 3C6EF35F, 47502932, D1CCF6E9, AAF95334, 6252E503, 9F2EC686, 57FE6C2D, A3D95FA8, 81FD-BEE7, 94F0AF1A, CBF633B1.

If you need floating-point values instead of 32-bit integers, and want to avoid a divide by floating-point  $2^{32}$ , a dirty trick is to mask in an exponent that makes the value lie between 1 and 2, then subtract 1.0. The resulting in-line generator (call it `ranqd2`) will look something like



Constants for Quick and Dirty Random Number Generators							
overflow at	im	ia	ic	overflow at	im	ia	ic
$2^{20}$	6075	106	1283	$2^{27}$	86436	1093	18257
	7875	211	1663		121500	1021	25673
$2^{21}$	7875	421	1663	$2^{28}$	259200	421	54773
	6075	1366	1283		117128	1277	24749
$2^{22}$	6655	936	1399	$2^{29}$	121500	2041	25673
	11979	430	2531		312500	741	66037
$2^{23}$	14406	967	3041	$2^{30}$	145800	3661	30809
	29282	419	6173		175000	2661	36979
$2^{24}$	53125	171	11213	$2^{31}$	233280	1861	49297
	12960	1741	2731		244944	1597	51749
$2^{25}$	14000	1541	2957	$2^{32}$	139968	3877	29573
	21870	1291	4621		214326	3613	45289
$2^{26}$	31104	625	6571	714025	1366	150889	
	139968	205	29573	134456	8121	28411	
	29282	1255	6173	259200	7141	54773	
	81000	421	17117	233280	9301	49297	
	134456	281	28411	714025	4096	150889	

```

unsigned long idum,itemp;
float rand;
#ifdef vax
static unsigned long jflone = 0x00004080;
static unsigned long jflmsk = 0xffff007f;
#else
static unsigned long jflone = 0x3f800000;
static unsigned long jflmsk = 0x007fffff;
#endif
...
idum = 1664525L*idum + 1013904223L;
itemp = jflone | (jflmsk & idum);
rand = *(float *)&itemp-1.0;

```

The hex constants 3F800000 and 007FFFFF are the appropriate ones for computers using the IEEE representation for 32-bit floating-point numbers (e.g., IBM PCs and most UNIX workstations). For DEC VAXes, the correct hex constants are, respectively, 00004080 and FFFF007F. Notice that the IEEE mask results in the floating-point number being constructed out of the 23 low-order bits of the integer, which is not ideal. (Your authors have tried very hard to make *almost all* of the material in this book machine and compiler independent — indeed, even programming language independent. This subsection is a rare aberration. Forgive us. Once in a great while the temptation to be *really dirty* is just irresistible.)

## Relative Timings and Recommendations

Timings are inevitably machine dependent. Nevertheless the following table

Sample page from NUMERICAL RECIPES IN C: THE ART OF SCIENTIFIC COMPUTING (ISBN 0-521-43108-5)  
 Copyright (C) 1988-1992 by Cambridge University Press. Programs Copyright (C) 1988-1992 by Numerical Recipes Software.  
 Permission is granted for internet users to make one paper copy for their own personal use. Further reproduction, or any copying of machine-readable files (including this one), to any server computer, is strictly prohibited. To order Numerical Recipes books or CDROMs, visit website <http://www.nr.com> or call 1-800-872-7423 (North America only), or send email to [directcustserv@cambridge.org](mailto:directcustserv@cambridge.org) (outside North America).

is indicative of the *relative* timings, for typical machines, of the various uniform generators discussed in this section, plus `ran4` from §7.5. Smaller values in the table indicate faster generators. The generators `ranqd1` and `ranqd2` refer to the “quick and dirty” generators immediately above.

Generator	Relative Execution Time
<code>ran0</code>	$\equiv 1.0$
<code>ran1</code>	$\approx 1.3$
<code>ran2</code>	$\approx 2.0$
<code>ran3</code>	$\approx 0.6$
<code>ranqd1</code>	$\approx 0.10$
<code>ranqd2</code>	$\approx 0.25$
<code>ran4</code>	$\approx 4.0$

On balance, we recommend `ran1` for general use. It is portable, based on Park and Miller’s Minimal Standard generator with an additional shuffle, and has no known (to us) flaws other than period exhaustion.

If you are generating more than 100,000,000 random numbers in a single calculation (that is, more than about 5% of `ran1`’s period), we recommend the use of `ran2`, with its much longer period.

Knuth’s subtractive routine `ran3` seems to be the timing winner among portable routines. Unfortunately the subtractive method is not so well studied, and not a standard. We like to keep `ran3` in reserve for a “second opinion,” substituting it when we suspect another generator of introducing unwanted correlations into a calculation.

The routine `ran4` generates *extremely* good random deviates, and has some other nice properties, but it is slow. See §7.5 for discussion.

Finally, the quick and dirty in-line generators `ranqd1` and `ranqd2` are very fast, but they are somewhat machine dependent, and at best only as good as a 32-bit linear congruential generator ever is — in our view not good enough in many situations. We would use these only in very special cases, where speed is critical.

#### CITED REFERENCES AND FURTHER READING:

- Park, S.K., and Miller, K.W. 1988, *Communications of the ACM*, vol. 31, pp. 1192–1201. [1]  
 Schrage, L. 1979, *ACM Transactions on Mathematical Software*, vol. 5, pp. 132–138. [2]  
 Bratley, P., Fox, B.L., and Schrage, E.L. 1983, *A Guide to Simulation* (New York: Springer-Verlag). [3]  
 Knuth, D.E. 1981, *Seminumerical Algorithms*, 2nd ed., vol. 2 of *The Art of Computer Programming* (Reading, MA: Addison-Wesley), §§3.2–3.3. [4]  
 Kahaner, D., Moler, C., and Nash, S. 1989, *Numerical Methods and Software* (Englewood Cliffs, NJ: Prentice Hall), Chapter 10. [5]  
 L’Ecuyer, P. 1988, *Communications of the ACM*, vol. 31, pp. 742–774. [6]  
 Forsythe, G.E., Malcolm, M.A., and Moler, C.B. 1977, *Computer Methods for Mathematical Computations* (Englewood Cliffs, NJ: Prentice-Hall), Chapter 10.

## 7.2 Transformation Method: Exponential and Normal Deviates

In the previous section, we learned how to generate random deviates with a uniform probability distribution, so that the probability of generating a number between  $x$  and  $x + dx$ , denoted  $p(x)dx$ , is given by

$$p(x)dx = \begin{cases} dx & 0 < x < 1 \\ 0 & \text{otherwise} \end{cases} \quad (7.2.1)$$

The probability distribution  $p(x)$  is of course normalized, so that

$$\int_{-\infty}^{\infty} p(x)dx = 1 \quad (7.2.2)$$

Now suppose that we generate a uniform deviate  $x$  and then take some prescribed function of it,  $y(x)$ . The probability distribution of  $y$ , denoted  $p(y)dy$ , is determined by the fundamental transformation law of probabilities, which is simply

$$|p(y)dy| = |p(x)dx| \quad (7.2.3)$$

or

$$p(y) = p(x) \left| \frac{dx}{dy} \right| \quad (7.2.4)$$

### Exponential Deviates

As an example, suppose that  $y(x) \equiv -\ln(x)$ , and that  $p(x)$  is as given by equation (7.2.1) for a uniform deviate. Then

$$p(y)dy = \left| \frac{dx}{dy} \right| dy = e^{-y} dy \quad (7.2.5)$$

which is distributed exponentially. This exponential distribution occurs frequently in real problems, usually as the distribution of waiting times between independent Poisson-random events, for example the radioactive decay of nuclei. You can also easily see (from 7.2.4) that the quantity  $y/\lambda$  has the probability distribution  $\lambda e^{-\lambda y}$ .

So we have

```
#include <math.h>

float expdev(long *idum)
Returns an exponentially distributed, positive, random deviate of unit mean, using
ran1(idum) as the source of uniform deviates.
{
    float ran1(long *idum);
    float dum;

    do
        dum=ran1(idum);
    while (dum == 0.0);
    return -log(dum);
}
```

## 7.2 Transformation Method: Exponential and Normal Deviates

In the previous section, we learned how to generate random deviates with a uniform probability distribution, so that the probability of generating a number between  $x$  and  $x + dx$ , denoted  $p(x)dx$ , is given by

$$p(x)dx = \begin{cases} dx & 0 < x < 1 \\ 0 & \text{otherwise} \end{cases} \quad (7.2.1)$$

The probability distribution  $p(x)$  is of course normalized, so that

$$\int_{-\infty}^{\infty} p(x)dx = 1 \quad (7.2.2)$$

Now suppose that we generate a uniform deviate  $x$  and then take some prescribed function of it,  $y(x)$ . The probability distribution of  $y$ , denoted  $p(y)dy$ , is determined by the fundamental transformation law of probabilities, which is simply

$$|p(y)dy| = |p(x)dx| \quad (7.2.3)$$

or

$$p(y) = p(x) \left| \frac{dx}{dy} \right| \quad (7.2.4)$$

### Exponential Deviates

As an example, suppose that  $y(x) \equiv -\ln(x)$ , and that  $p(x)$  is as given by equation (7.2.1) for a uniform deviate. Then

$$p(y)dy = \left| \frac{dx}{dy} \right| dy = e^{-y} dy \quad (7.2.5)$$

which is distributed exponentially. This exponential distribution occurs frequently in real problems, usually as the distribution of waiting times between independent Poisson-random events, for example the radioactive decay of nuclei. You can also easily see (from 7.2.4) that the quantity  $y/\lambda$  has the probability distribution  $\lambda e^{-\lambda y}$ .

So we have

```
#include <math.h>

float expdev(long *idum)
Returns an exponentially distributed, positive, random deviate of unit mean, using
ran1(idum) as the source of uniform deviates.
{
    float ran1(long *idum);
    float dum;

    do
        dum=ran1(idum);
    while (dum == 0.0);
    return -log(dum);
}
```

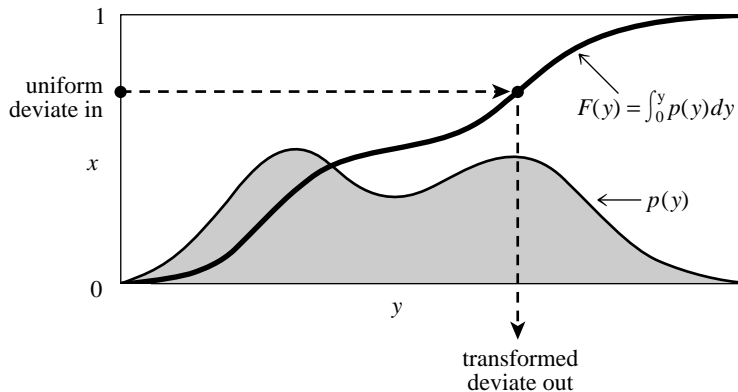


Figure 7.2.1. Transformation method for generating a random deviate  $y$  from a known probability distribution  $p(y)$ . The indefinite integral of  $p(y)$  must be known and invertible. A uniform deviate  $x$  is chosen between 0 and 1. Its corresponding  $y$  on the definite-integral curve is the desired deviate.

Let's see what is involved in using the above *transformation method* to generate some arbitrary desired distribution of  $y$ 's, say one with  $p(y) = f(y)$  for some positive function  $f$  whose integral is 1. (See Figure 7.2.1.) According to (7.2.4), we need to solve the differential equation

$$\frac{dx}{dy} = f(y) \quad (7.2.6)$$

But the solution of this is just  $x = F(y)$ , where  $F(y)$  is the indefinite integral of  $f(y)$ . The desired transformation which takes a uniform deviate into one distributed as  $f(y)$  is therefore

$$y(x) = F^{-1}(x) \quad (7.2.7)$$

where  $F^{-1}$  is the inverse function to  $F$ . Whether (7.2.7) is feasible to implement depends on whether the *inverse function of the integral of  $f(y)$*  is itself feasible to compute, either analytically or numerically. Sometimes it is, and sometimes it isn't.

Incidentally, (7.2.7) has an immediate geometric interpretation: Since  $F(y)$  is the area under the probability curve to the left of  $y$ , (7.2.7) is just the prescription: choose a uniform random  $x$ , then find the value  $y$  that has that fraction  $x$  of probability area to its left, and return the value  $y$ .

### Normal (Gaussian) Deviates

Transformation methods generalize to more than one dimension. If  $x_1, x_2, \dots$  are random deviates with a *joint* probability distribution  $p(x_1, x_2, \dots) dx_1 dx_2 \dots$ , and if  $y_1, y_2, \dots$  are each functions of all the  $x$ 's (same number of  $y$ 's as  $x$ 's), then the joint probability distribution of the  $y$ 's is

$$p(y_1, y_2, \dots) dy_1 dy_2 \dots = p(x_1, x_2, \dots) \left| \frac{\partial(x_1, x_2, \dots)}{\partial(y_1, y_2, \dots)} \right| dy_1 dy_2 \dots \quad (7.2.8)$$

where  $|\partial(\quad)/\partial(\quad)|$  is the Jacobian determinant of the  $x$ 's with respect to the  $y$ 's (or reciprocal of the Jacobian determinant of the  $y$ 's with respect to the  $x$ 's).

An important example of the use of (7.2.8) is the *Box-Muller* method for generating random deviates with a normal (Gaussian) distribution,

$$p(y)dy = \frac{1}{\sqrt{2\pi}} e^{-y^2/2} dy \quad (7.2.9)$$

Consider the transformation between two uniform deviates on (0,1),  $x_1, x_2$ , and two quantities  $y_1, y_2$ ,

$$\begin{aligned} y_1 &= \sqrt{-2 \ln x_1} \cos 2\pi x_2 \\ y_2 &= \sqrt{-2 \ln x_1} \sin 2\pi x_2 \end{aligned} \quad (7.2.10)$$

Equivalently we can write

$$\begin{aligned} x_1 &= \exp \left[ -\frac{1}{2}(y_1^2 + y_2^2) \right] \\ x_2 &= \frac{1}{2\pi} \arctan \frac{y_2}{y_1} \end{aligned} \quad (7.2.11)$$

Now the Jacobian determinant can readily be calculated (try it!):

$$\frac{\partial(x_1, x_2)}{\partial(y_1, y_2)} = \begin{vmatrix} \frac{\partial x_1}{\partial y_1} & \frac{\partial x_1}{\partial y_2} \\ \frac{\partial x_2}{\partial y_1} & \frac{\partial x_2}{\partial y_2} \end{vmatrix} = - \left[ \frac{1}{\sqrt{2\pi}} e^{-y_1^2/2} \right] \left[ \frac{1}{\sqrt{2\pi}} e^{-y_2^2/2} \right] \quad (7.2.12)$$

Since this is the product of a function of  $y_2$  alone and a function of  $y_1$  alone, we see that each  $y$  is independently distributed according to the normal distribution (7.2.9).

One further trick is useful in applying (7.2.10). Suppose that, instead of picking uniform deviates  $x_1$  and  $x_2$  in the unit square, we instead pick  $v_1$  and  $v_2$  as the ordinate and abscissa of a random point inside the unit circle around the origin. Then the sum of their squares,  $R^2 \equiv v_1^2 + v_2^2$  is a uniform deviate, which can be used for  $x_1$ , while the angle that  $(v_1, v_2)$  defines with respect to the  $v_1$  axis can serve as the random angle  $2\pi x_2$ . What's the advantage? It's that the cosine and sine in (7.2.10) can now be written as  $v_1/\sqrt{R^2}$  and  $v_2/\sqrt{R^2}$ , obviating the trigonometric function calls!

We thus have

```
#include <math.h>
```

```
float gasdev(long *idum)
```

Returns a normally distributed deviate with zero mean and unit variance, using `ran1(idum)` as the source of uniform deviates.

```
{
```

```
    float ran1(long *idum);
    static int iset=0;
    static float gset;
    float fac,rsq,v1,v2;
```

```
    if (*idum < 0) iset=0;
```

```
    if (iset == 0) {
```

```
        do {
```

```
            v1=2.0*ran1(idum)-1.0;
```

```
            v2=2.0*ran1(idum)-1.0;
```

```
            rsq=v1*v1+v2*v2;
```

Reinitialize.

We don't have an extra deviate handy, so

pick two uniform numbers in the square ex-

tending from -1 to +1 in each direction,

see if they are in the unit circle,

```

    } while (rsq >= 1.0 || rsq == 0.0);      and if they are not, try again.
    fac=sqrt(-2.0*log(rsq)/rsq);
    Now make the Box-Muller transformation to get two normal deviates. Return one and
    save the other for next time.
    gset=v1*fac;
    iset=1;                                Set flag.
    return v2*fac;
} else {                                  We have an extra deviate handy,
    iset=0;                                so unset the flag,
    return gset;                           and return it.
}
}

```

See Devroye [1] and Bratley [2] for many additional algorithms.

#### CITED REFERENCES AND FURTHER READING:

- Devroye, L. 1986, *Non-Uniform Random Variate Generation* (New York: Springer-Verlag), §9.1. [1]
- Bratley, P., Fox, B.L., and Schrage, E.L. 1983, *A Guide to Simulation* (New York: Springer-Verlag). [2]
- Knuth, D.E. 1981, *Seminumerical Algorithms*, 2nd ed., vol. 2 of *The Art of Computer Programming* (Reading, MA: Addison-Wesley), pp. 116ff.

## 7.3 Rejection Method: Gamma, Poisson, Binomial Deviates

The *rejection method* is a powerful, general technique for generating random deviates whose distribution function  $p(x)dx$  (probability of a value occurring between  $x$  and  $x + dx$ ) is known and computable. The rejection method does *not* require that the cumulative distribution function [indefinite integral of  $p(x)$ ] be readily computable, much less the inverse of that function — which was required for the transformation method in the previous section.

The rejection method is based on a simple geometrical argument:

Draw a graph of the probability distribution  $p(x)$  that you wish to generate, so that the area under the curve in any range of  $x$  corresponds to the desired probability of generating an  $x$  in that range. If we had some way of choosing a random point *in two dimensions*, with uniform probability in the *area* under your curve, then the  $x$  value of that random point would have the desired distribution.

Now, on the same graph, draw any other curve  $f(x)$  which has finite (not infinite) area and lies everywhere *above* your original probability distribution. (This is always possible, because your original curve encloses only unit area, by definition of probability.) We will call this  $f(x)$  the *comparison function*. Imagine now that you have some way of choosing a random point in two dimensions that is uniform in the area under the comparison function. Whenever that point lies outside the area under the original probability distribution, we will *reject* it and choose another random point. Whenever it lies inside the area under the original probability distribution, we will *accept* it. It should be obvious that the accepted points are uniform in the accepted area, so that their  $x$  values have the desired distribution. It

```

    } while (rsq >= 1.0 || rsq == 0.0);      and if they are not, try again.
    fac=sqrt(-2.0*log(rsq)/rsq);
    Now make the Box-Muller transformation to get two normal deviates. Return one and
    save the other for next time.
    gset=v1*fac;
    iset=1;                                Set flag.
    return v2*fac;
} else {                                  We have an extra deviate handy,
    iset=0;                                so unset the flag,
    return gset;                            and return it.
}
}

```

See Devroye [1] and Bratley [2] for many additional algorithms.

#### CITED REFERENCES AND FURTHER READING:

- Devroye, L. 1986, *Non-Uniform Random Variate Generation* (New York: Springer-Verlag), §9.1. [1]
- Bratley, P., Fox, B.L., and Schrage, E.L. 1983, *A Guide to Simulation* (New York: Springer-Verlag). [2]
- Knuth, D.E. 1981, *Seminumerical Algorithms*, 2nd ed., vol. 2 of *The Art of Computer Programming* (Reading, MA: Addison-Wesley), pp. 116ff.

## 7.3 Rejection Method: Gamma, Poisson, Binomial Deviates

The *rejection method* is a powerful, general technique for generating random deviates whose distribution function  $p(x)dx$  (probability of a value occurring between  $x$  and  $x + dx$ ) is known and computable. The rejection method does *not* require that the cumulative distribution function [indefinite integral of  $p(x)$ ] be readily computable, much less the inverse of that function — which was required for the transformation method in the previous section.

The rejection method is based on a simple geometrical argument:

Draw a graph of the probability distribution  $p(x)$  that you wish to generate, so that the area under the curve in any range of  $x$  corresponds to the desired probability of generating an  $x$  in that range. If we had some way of choosing a random point *in two dimensions*, with uniform probability in the *area* under your curve, then the  $x$  value of that random point would have the desired distribution.

Now, on the same graph, draw any other curve  $f(x)$  which has finite (not infinite) area and lies everywhere *above* your original probability distribution. (This is always possible, because your original curve encloses only unit area, by definition of probability.) We will call this  $f(x)$  the *comparison function*. Imagine now that you have some way of choosing a random point in two dimensions that is uniform in the area under the comparison function. Whenever that point lies outside the area under the original probability distribution, we will *reject* it and choose another random point. Whenever it lies inside the area under the original probability distribution, we will *accept* it. It should be obvious that the accepted points are uniform in the accepted area, so that their  $x$  values have the desired distribution. It



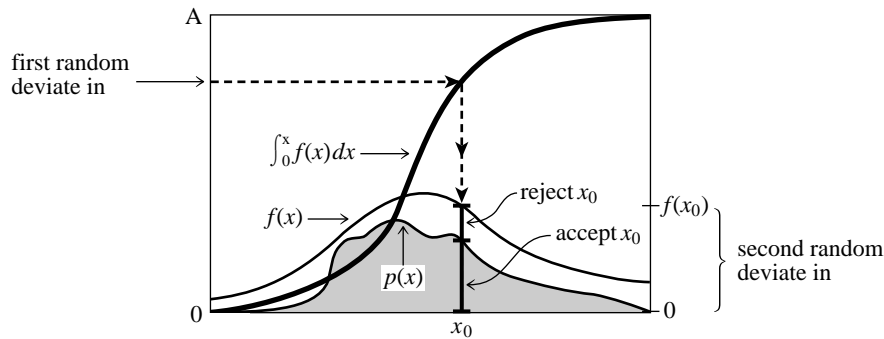


Figure 7.3.1. Rejection method for generating a random deviate  $x$  from a known probability distribution  $p(x)$  that is everywhere less than some other function  $f(x)$ . The transformation method is first used to generate a random deviate  $x$  of the distribution  $f$  (compare Figure 7.2.1). A second uniform deviate is used to decide whether to accept or reject that  $x$ . If it is rejected, a new deviate of  $f$  is found; and so on. The ratio of accepted to rejected points is the ratio of the area under  $p$  to the area between  $p$  and  $f$ .

should also be obvious that the fraction of points rejected just depends on the ratio of the area of the comparison function to the area of the probability distribution function, not on the details of shape of either function. For example, a comparison function whose area is less than 2 will reject fewer than half the points, even if it approximates the probability function very badly at some values of  $x$ , e.g., remains finite in some region where  $p(x)$  is zero.

It remains only to suggest how to choose a uniform random point in two dimensions under the comparison function  $f(x)$ . A variant of the transformation method (§7.2) does nicely: Be sure to have chosen a comparison function whose indefinite integral is known analytically, and is also analytically invertible to give  $x$  as a function of “area under the comparison function to the left of  $x$ .” Now pick a uniform deviate between 0 and  $A$ , where  $A$  is the total area under  $f(x)$ , and use it to get a corresponding  $x$ . Then pick a uniform deviate between 0 and  $f(x)$  as the  $y$  value for the two-dimensional point. You should be able to convince yourself that the point  $(x, y)$  is uniformly distributed in the area under the comparison function  $f(x)$ .

An equivalent procedure is to pick the second uniform deviate between zero and one, and accept or reject according to whether it is respectively less than or greater than the ratio  $p(x)/f(x)$ .

So, to summarize, the rejection method for some given  $p(x)$  requires that one find, once and for all, some reasonably good comparison function  $f(x)$ . Thereafter, each deviate generated requires two uniform random deviates, one evaluation of  $f$  (to get the coordinate  $y$ ), and one evaluation of  $p$  (to decide whether to accept or reject the point  $x, y$ ). Figure 7.3.1 illustrates the procedure. Then, of course, this procedure must be repeated, on the average,  $A$  times before the final deviate is obtained.

## Gamma Distribution

The gamma distribution of integer order  $a > 0$  is the waiting time to the  $a$ th event in a Poisson random process of unit mean. For example, when  $a = 1$ , it is just the exponential distribution of §7.2, the waiting time to the first event.

A gamma deviate has probability  $p_a(x)dx$  of occurring with a value between  $x$  and  $x + dx$ , where

$$p_a(x)dx = \frac{x^{a-1}e^{-x}}{\Gamma(a)}dx \quad x > 0 \quad (7.3.1)$$

To generate deviates of (7.3.1) for small values of  $a$ , it is best to add up  $a$  exponentially distributed waiting times, i.e., logarithms of uniform deviates. Since the sum of logarithms is the logarithm of the product, one really has only to generate the product of  $a$  uniform deviates, then take the log.

For larger values of  $a$ , the distribution (7.3.1) has a typically “bell-shaped” form, with a peak at  $x = a$  and a half-width of about  $\sqrt{a}$ .

We will be interested in several probability distributions with this same qualitative form. A useful comparison function in such cases is derived from the *Lorentzian distribution*

$$p(y)dy = \frac{1}{\pi} \left( \frac{1}{1+y^2} \right) dy \quad (7.3.2)$$

whose inverse indefinite integral is just the tangent function. It follows that the  $x$ -coordinate of an area-uniform random point under the comparison function

$$f(x) = \frac{c_0}{1 + (x - x_0)^2/a_0^2} \quad (7.3.3)$$

for any constants  $a_0, c_0$ , and  $x_0$ , can be generated by the prescription

$$x = a_0 \tan(\pi U) + x_0 \quad (7.3.4)$$

where  $U$  is a uniform deviate between 0 and 1. Thus, for some specific “bell-shaped”  $p(x)$  probability distribution, we need only find constants  $a_0, c_0, x_0$ , with the product  $a_0c_0$  (which determines the area) as small as possible, such that (7.3.3) is everywhere greater than  $p(x)$ .

Ahrens has done this for the gamma distribution, yielding the following algorithm (as described in Knuth [1]):

```
#include <math.h>

float gamdev(int ia, long *idum)
Returns a deviate distributed as a gamma distribution of integer order ia, i.e., a waiting time
to the ia-th event in a Poisson process of unit mean, using ran1(idum) as the source of
uniform deviates.
{
    float ran1(long *idum);
    void nrerror(char error_text[]);
    int j;
    float am,e,s,v1,v2,x,y;

    if (ia < 1) nrerror("Error in routine gamdev");
    if (ia < 6) {
        x=1.0;
        for (j=1;j<=ia;j++) x *= ran1(idum);
        x = -log(x);
    } else {
        Use direct method, adding waiting
        times.
        Use rejection method.
```

```

do {
  do {
    do {
      v1=ran1(idum);
      v2=2.0*ran1(idum)-1.0;
    } while (v1*v1+v2*v2 > 1.0);
    y=v2/v1;
    am=ia-1;
    s=sqrt(2.0*am+1.0);
    x=s*y+am;
  } while (x <= 0.0);
  e=(1.0+y*y)*exp(am*log(x/am)-s*y);
  } while (ran1(idum) > e);
}
return x;
}

```

These four lines generate the tangent of a random angle, i.e., they are equivalent to  $y = \tan(\pi * \text{ran1}(\text{idum}))$ .

We decide whether to reject  $x$ :  
 Reject in region of zero probability.  
 Ratio of prob. fn. to comparison fn.  
 Reject on basis of a second uniform deviate.

## Poisson Deviates

The Poisson distribution is conceptually related to the gamma distribution. It gives the probability of a certain integer number  $m$  of unit rate Poisson random events occurring in a given interval of time  $x$ , while the gamma distribution was the probability of waiting time between  $x$  and  $x + dx$  to the  $m$ th event. Note that  $m$  takes on only integer values  $\geq 0$ , so that the Poisson distribution, viewed as a continuous distribution function  $p_x(m)dm$ , is zero everywhere except where  $m$  is an integer  $\geq 0$ . At such places, it is infinite, such that the integrated probability over a region containing the integer is some finite number. The total probability at an integer  $j$  is

$$\text{Prob}(j) = \int_{j-\epsilon}^{j+\epsilon} p_x(m)dm = \frac{x^j e^{-x}}{j!} \quad (7.3.5)$$

At first sight this might seem an unlikely candidate distribution for the rejection method, since no continuous comparison function can be larger than the infinitely tall, but infinitely narrow, *Dirac delta functions* in  $p_x(m)$ . However, there is a trick that we can do: Spread the finite area in the spike at  $j$  uniformly into the interval between  $j$  and  $j + 1$ . This defines a continuous distribution  $q_x(m)dm$  given by

$$q_x(m)dm = \frac{x^{[m]} e^{-x}}{[m]!} dm \quad (7.3.6)$$

where  $[m]$  represents the largest integer less than  $m$ . If we now use the rejection method to generate a (noninteger) deviate from (7.3.6), and then take the integer part of that deviate, it will be as if drawn from the desired distribution (7.3.5). (See Figure 7.3.2.) This trick is general for any integer-valued probability distribution.

For  $x$  large enough, the distribution (7.3.6) is qualitatively bell-shaped (albeit with a bell made out of small, square steps), and we can use the same kind of Lorentzian comparison function as was already used above. For small  $x$ , we can generate independent exponential deviates (waiting times between events); when the sum of these first exceeds  $x$ , then the number of events that would have occurred in waiting time  $x$  becomes known and is one less than the number of terms in the sum.

These ideas produce the following routine:

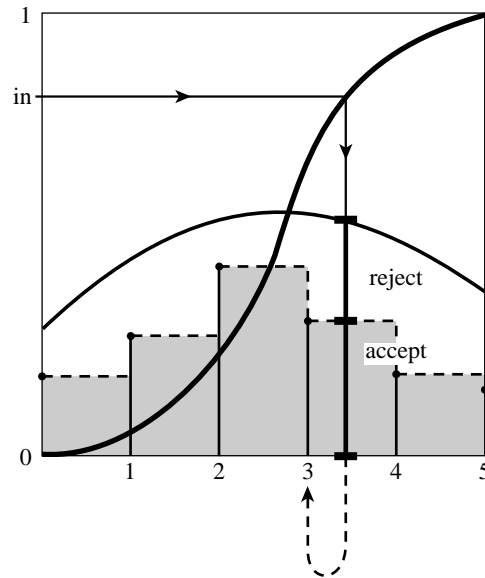


Figure 7.3.2. Rejection method as applied to an integer-valued distribution. The method is performed on the step function shown as a dashed line, yielding a real-valued deviate. This deviate is rounded down to the next lower integer, which is output.

```
#include <math.h>
#define PI 3.141592654

float poidev(float xm, long *idum)
Returns as a floating-point number an integer value that is a random deviate drawn from a
Poisson distribution of mean xm, using ran1(idum) as a source of uniform random deviates.
{
    float gammln(float xx);
    float ran1(long *idum);
    static float sq,alxm,g,oldm=(-1.0);          oldm is a flag for whether xm has changed
    float em,t,y;                               since last call.

    if (xm < 12.0) {                             Use direct method.
        if (xm != oldm) {
            oldm=xm;
            g=exp(-xm);                          If xm is new, compute the exponential.
        }
        em = -1;
        t=1.0;
        do {
            ++em;
            t *= ran1(idum);
        } while (t > g);
    } else {
        Use rejection method.
        if (xm != oldm) {
            oldm=xm;
            sq=sqrt(2.0*xm);
            alxm=log(xm);
            g=xm*alxm-gammln(xm+1.0);
            The function gammln is the natural log of the gamma function, as given in §6.1.
        }
        do {
            do {
                y=tan(PI*ran1(idum));            y is a deviate from a Lorentzian comparison func-
                tion.
            } while (y > 0);
        } while (y > 0);
    }
}
```

```

    em=sq*y+xm;           em is y, shifted and scaled.
  } while (em < 0.0);    Reject if in regime of zero probability.
  em=floor(em);         The trick for integer-valued distributions.
  t=0.9*(1.0+y*y)*exp(em*alxm-gammln(em+1.0)-g);
  The ratio of the desired distribution to the comparison function; we accept or
  reject by comparing it to another uniform deviate. The factor 0.9 is chosen so
  that t never exceeds 1.
  } while (ran1(idum) > t);
}
return em;
}

```

## Binomial Deviates

If an event occurs with probability  $q$ , and we make  $n$  trials, then the number of times  $m$  that it occurs has the binomial distribution,

$$\int_{j-\epsilon}^{j+\epsilon} p_{n,q}(m) dm = \binom{n}{j} q^j (1-q)^{n-j} \quad (7.3.7)$$

The binomial distribution is integer valued, with  $m$  taking on possible values from 0 to  $n$ . It depends on *two* parameters,  $n$  and  $q$ , so is correspondingly a bit harder to implement than our previous examples. Nevertheless, the techniques already illustrated are sufficiently powerful to do the job:

```

#include <math.h>
#define PI 3.141592654

float bnldev(float pp, int n, long *idum)
Returns as a floating-point number an integer value that is a random deviate drawn from
a binomial distribution of n trials each of probability pp, using ran1(idum) as a source of
uniform random deviates.
{
  float gammln(float xx);
  float ran1(long *idum);
  int j;
  static int nold=(-1);
  float am,em,g,angle,p,bnl,sq,t,y;
  static float pold=(-1.0),pc,plog,pclog,en,oldg;

  p=(pp <= 0.5 ? pp : 1.0-pp);
  The binomial distribution is invariant under changing pp to 1-pp, if we also change the
  answer to n minus itself; we'll remember to do this below.
  am=n*p;           This is the mean of the deviate to be produced.
  if (n < 25) {    Use the direct method while n is not too large.
    bnl=0.0;      This can require up to 25 calls to ran1.
    for (j=1;j<=n;j++)
      if (ran1(idum) < p) ++bnl;
  } else if (am < 1.0) {
    g=exp(-am);   If fewer than one event is expected out of 25
    t=1.0;        or more trials, then the distribution is quite
                  accurately Poisson. Use direct Poisson method.
    for (j=0;j<=n;j++) {
      t *= ran1(idum);
      if (t < g) break;
    }
    bnl=(j <= n ? j : n);
  } else {       Use the rejection method.

```

```

if (n != nold) {           If n has changed, then compute useful quanti-
    en=n;                  ties.
    oldg=gammln(en+1.0);
    nold=n;
} if (p != pold) {        If p has changed, then compute useful quanti-
    pc=1.0-p;              ties.
    plog=log(p);
    pclog=log(pc);
    pold=p;
}
sq=sqrt(2.0*am*pc);       The following code should by now seem familiar:
do {                       rejection method with a Lorentzian compar-
    do {                   ison function.
        angle=PI*ran1(idum);
        y=tan(angle);
        em=sq*y+am;
    } while (em < 0.0 || em >= (en+1.0));    Reject.
    em=floor(em);         Trick for integer-valued distribution.
    t=1.2*sq*(1.0+y*y)*exp(oldg-gammln(em+1.0)
        -gammln(en-em+1.0)+em*plog+(en-em)*pclog);
    } while (ran1(idum) > t);    Reject. This happens about 1.5 times per devi-
    bnl=em;                ate, on average.
}
if (p != pp) bnl=n-bnl;    Remember to undo the symmetry transforma-
return bnl;                tion.
}

```

See Devroye [2] and Bratley [3] for many additional algorithms.

#### CITED REFERENCES AND FURTHER READING:

- Knuth, D.E. 1981, *Seminumerical Algorithms*, 2nd ed., vol. 2 of *The Art of Computer Programming* (Reading, MA: Addison-Wesley), pp. 120ff. [1]
- Devroye, L. 1986, *Non-Uniform Random Variate Generation* (New York: Springer-Verlag), §X.4. [2]
- Bratley, P., Fox, B.L., and Schrage, E.L. 1983, *A Guide to Simulation* (New York: Springer-Verlag). [3].

## 7.4 Generation of Random Bits

The C language gives you useful access to some machine-level bitwise operations such as << (left shift). This section will show you how to put such abilities to good use.

The problem is how to generate single random bits, with 0 and 1 equally probable. Of course you can just generate uniform random deviates between zero and one and use their high-order bit (i.e., test if they are greater than or less than 0.5). However this takes a lot of arithmetic; there are special-purpose applications, such as real-time signal processing, where you want to generate bits very much faster than that.

One method for generating random bits, with two variant implementations, is based on “primitive polynomials modulo 2.” The theory of these polynomials is beyond our scope (although §7.7 and §20.3 will give you small tastes of it). Here,

```

if (n != nold) {           If n has changed, then compute useful quanti-
    en=n;                  ties.
    oldg=gammln(en+1.0);
    nold=n;
} if (p != pold) {        If p has changed, then compute useful quanti-
    pc=1.0-p;              ties.
    plog=log(p);
    pclog=log(pc);
    pold=p;
}
sq=sqrt(2.0*am*pc);       The following code should by now seem familiar:
do {                       rejection method with a Lorentzian compar-
    do {                   ison function.
        angle=PI*ran1(idum);
        y=tan(angle);
        em=sq*y+am;
    } while (em < 0.0 || em >= (en+1.0));    Reject.
    em=floor(em);         Trick for integer-valued distribution.
    t=1.2*sq*(1.0+y*y)*exp(oldg-gammln(em+1.0)
        -gammln(en-em+1.0)+em*plog+(en-em)*pclog);
    } while (ran1(idum) > t);    Reject. This happens about 1.5 times per devi-
    bnl=em;                ate, on average.
}
if (p != pp) bnl=n-bnl;   Remember to undo the symmetry transforma-
return bnl;               tion.
}

```

See Devroye [2] and Bratley [3] for many additional algorithms.

#### CITED REFERENCES AND FURTHER READING:

- Knuth, D.E. 1981, *Seminumerical Algorithms*, 2nd ed., vol. 2 of *The Art of Computer Programming* (Reading, MA: Addison-Wesley), pp. 120ff. [1]
- Devroye, L. 1986, *Non-Uniform Random Variate Generation* (New York: Springer-Verlag), §X.4. [2]
- Bratley, P., Fox, B.L., and Schrage, E.L. 1983, *A Guide to Simulation* (New York: Springer-Verlag). [3].

## 7.4 Generation of Random Bits

The C language gives you useful access to some machine-level bitwise operations such as << (left shift). This section will show you how to put such abilities to good use.

The problem is how to generate single random bits, with 0 and 1 equally probable. Of course you can just generate uniform random deviates between zero and one and use their high-order bit (i.e., test if they are greater than or less than 0.5). However this takes a lot of arithmetic; there are special-purpose applications, such as real-time signal processing, where you want to generate bits very much faster than that.

One method for generating random bits, with two variant implementations, is based on “primitive polynomials modulo 2.” The theory of these polynomials is beyond our scope (although §7.7 and §20.3 will give you small tastes of it). Here,

suffice it to say that there are special polynomials among those whose coefficients are zero or one. An example is

$$x^{18} + x^5 + x^2 + x^1 + x^0 \quad (7.4.1)$$

which we can abbreviate by just writing the nonzero powers of  $x$ , e.g.,

$$(18, 5, 2, 1, 0)$$

Every primitive polynomial modulo 2 of order  $n$  (=18 above) defines a recurrence relation for obtaining a new random bit from the  $n$  preceding ones. The recurrence relation is guaranteed to produce a sequence of maximal length, i.e., cycle through all possible sequences of  $n$  bits (except all zeros) before it repeats. Therefore one can seed the sequence with any initial bit pattern (except all zeros), and get  $2^n - 1$  random bits before the sequence repeats.

Let the bits be numbered from 1 (most recently generated) through  $n$  (generated  $n$  steps ago), and denoted  $a_1, a_2, \dots, a_n$ . We want to give a formula for a new bit  $a_0$ . After generating  $a_0$  we will shift all the bits by one, so that the old  $a_n$  is finally lost, and the new  $a_0$  becomes  $a_1$ . We then apply the formula again, and so on.

“Method I” is the easiest to implement in hardware, requiring only a single shift register  $n$  bits long and a few XOR (“exclusive or” or bit addition mod 2) gates, the operation denoted in C by “ $\wedge$ ”. For the primitive polynomial given above, the recurrence formula is

$$a_0 = a_{18} \wedge a_5 \wedge a_2 \wedge a_1 \quad (7.4.2)$$

The terms that are  $\wedge$ 'd together can be thought of as “taps” on the shift register,  $\wedge$ 'd into the register's input. More generally, there is precisely one term for each nonzero coefficient in the primitive polynomial except the constant (zero bit) term. So the first term will always be  $a_n$  for a primitive polynomial of degree  $n$ , while the last term might or might not be  $a_1$ , depending on whether the primitive polynomial has a term in  $x^1$ .

While it is simple in hardware, Method I is somewhat cumbersome in C, because the individual bits must be collected by a sequence of full-word masks:

```
int irbit1(unsigned long *iseed)
Returns as an integer a random bit, based on the 18 low-significance bits in iseed (which is
modified for the next call).
{
    unsigned long newbit;                The accumulated XOR's.

    newbit = (*iseed >> 17) & 1          Get bit 18.
        ^ (*iseed >> 4) & 1              XOR with bit 5.
        ^ (*iseed >> 1) & 1             XOR with bit 2.
        ^ (*iseed & 1);                 XOR with bit 1.
    *iseed = (*iseed << 1) | newbit;     Leftshift the seed and put the result of the
    return (int) newbit;                 XOR's in its bit 1.
}
```



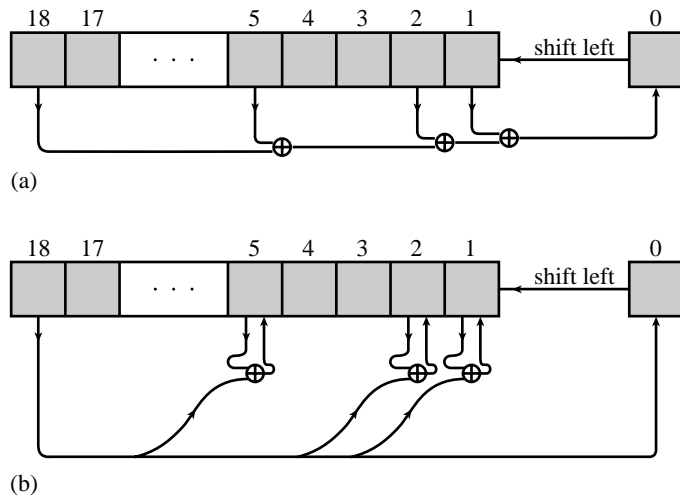


Figure 7.4.1. Two related methods for obtaining random bits from a shift register and a primitive polynomial modulo 2. (a) The contents of selected taps are combined by exclusive-or (addition modulo 2), and the result is shifted in from the right. This method is easiest to implement in hardware. (b) Selected bits are modified by exclusive-or with the leftmost bit, which is then shifted in from the right. This method is easiest to implement in software.

“Method II” is less suited to direct hardware implementation (though still possible), but is beautifully suited to C. It modifies more than one bit as each new bit is generated (Figure 7.4.1). It generates the maximal length sequence, but not in the same order as Method I. The prescription for the primitive polynomial (7.4.1) is:

$$\begin{aligned}
 a_0 &= a_{18} \\
 a_5 &= a_5 \wedge a_0 \\
 a_2 &= a_2 \wedge a_0 \\
 a_1 &= a_1 \wedge a_0
 \end{aligned}
 \tag{7.4.3}$$

In general there will be an exclusive-or for each nonzero term in the primitive polynomial except 0 and  $n$ . The nice feature about Method II is that all the exclusive-or’s can usually be done as a single full-word exclusive-or operation:

```

#define IB1 1           Powers of 2.
#define IB2 2
#define IB5 16
#define IB18 131072
#define MASK (IB1+IB2+IB5)

int irbit2(unsigned long *iseed)
Returns as an integer a random bit, based on the 18 low-significance bits in iseed (which is
modified for the next call).
{
    if (*iseed & IB18) {           Change all masked bits, shift, and put 1 into bit 1.
        *iseed=((*iseed ^ MASK) << 1) | IB1;
        return 1;
    } else {                       Shift and put 0 into bit 1.

```

```

*iseed <<= 1;
return 0;
}
}

```

Some Primitive Polynomials Modulo 2 (after Watson)	
(1, 0)	(51, 6, 3, 1, 0)
(2, 1, 0)	(52, 3, 0)
(3, 1, 0)	(53, 6, 2, 1, 0)
(4, 1, 0)	(54, 6, 5, 4, 3, 2, 0)
(5, 2, 0)	(55, 6, 2, 1, 0)
(6, 1, 0)	(56, 7, 4, 2, 0)
(7, 1, 0)	(57, 5, 3, 2, 0)
(8, 4, 3, 2, 0)	(58, 6, 5, 1, 0)
(9, 4, 0)	(59, 6, 5, 4, 3, 1, 0)
(10, 3, 0)	(60, 1, 0)
(11, 2, 0)	(61, 5, 2, 1, 0)
(12, 6, 4, 1, 0)	(62, 6, 5, 3, 0)
(13, 4, 3, 1, 0)	(63, 1, 0)
(14, 5, 3, 1, 0)	(64, 4, 3, 1, 0)
(15, 1, 0)	(65, 4, 3, 1, 0)
(16, 5, 3, 2, 0)	(66, 8, 6, 5, 3, 2, 0)
(17, 3, 0)	(67, 5, 2, 1, 0)
(18, 5, 2, 1, 0)	(68, 7, 5, 1, 0)
(19, 5, 2, 1, 0)	(69, 6, 5, 2, 0)
(20, 3, 0)	(70, 5, 3, 1, 0)
(21, 2, 0)	(71, 5, 3, 1, 0)
(22, 1, 0)	(72, 6, 4, 3, 2, 1, 0)
(23, 5, 0)	(73, 4, 3, 2, 0)
(24, 4, 3, 1, 0)	(74, 7, 4, 3, 0)
(25, 3, 0)	(75, 6, 3, 1, 0)
(26, 6, 2, 1, 0)	(76, 5, 4, 2, 0)
(27, 5, 2, 1, 0)	(77, 6, 5, 2, 0)
(28, 3, 0)	(78, 7, 2, 1, 0)
(29, 2, 0)	(79, 4, 3, 2, 0)
(30, 6, 4, 1, 0)	(80, 7, 5, 3, 2, 1, 0)
(31, 3, 0)	(81, 4, 0)
(32, 7, 5, 3, 2, 1, 0)	(82, 8, 7, 6, 4, 1, 0)
(33, 6, 4, 1, 0)	(83, 7, 4, 2, 0)
(34, 7, 6, 5, 2, 1, 0)	(84, 8, 7, 5, 3, 1, 0)
(35, 2, 0)	(85, 8, 2, 1, 0)
(36, 6, 5, 4, 2, 1, 0)	(86, 6, 5, 2, 0)
(37, 5, 4, 3, 2, 1, 0)	(87, 7, 5, 1, 0)
(38, 6, 5, 1, 0)	(88, 8, 5, 4, 3, 1, 0)
(39, 4, 0)	(89, 6, 5, 3, 0)
(40, 5, 4, 3, 0)	(90, 5, 3, 2, 0)
(41, 3, 0)	(91, 7, 6, 5, 3, 2, 0)
(42, 5, 4, 3, 2, 1, 0)	(92, 6, 5, 2, 0)
(43, 6, 4, 3, 0)	(93, 2, 0)
(44, 6, 5, 2, 0)	(94, 6, 5, 1, 0)
(45, 4, 3, 1, 0)	(95, 6, 5, 4, 2, 1, 0)
(46, 8, 5, 3, 2, 1, 0)	(96, 7, 6, 4, 3, 2, 0)
(47, 5, 0)	(97, 6, 0)
(48, 7, 5, 4, 2, 1, 0)	(98, 7, 4, 3, 2, 1, 0)
(49, 6, 5, 4, 0)	(99, 7, 5, 4, 0)
(50, 4, 3, 2, 0)	(100, 8, 7, 2, 0)

A word of caution is: Don't use sequential bits from these routines as the bits of a large, supposedly random, integer, or as the bits in the mantissa of a supposedly

Sample page from NUMERICAL RECIPES IN C: THE ART OF SCIENTIFIC COMPUTING (ISBN 0-521-43108-5)  
 Copyright (C) 1988-1992 by Cambridge University Press. Programs Copyright (C) 1988-1992 by Numerical Recipes Software.  
 Permission is granted for internet users to make one paper copy for their own personal use. Further reproduction, or any copying of machine-readable files (including this one), to any server computer, is strictly prohibited. To order Numerical Recipes books or CDROMs, visit website <http://www.nr.com> or call 1-800-872-7423 (North America only), or send email to [directcustserv@cambridge.org](mailto:directcustserv@cambridge.org) (outside North America).

random floating-point number. They are not very random for that purpose; see Knuth [1]. Examples of acceptable uses of these random bits are: (i) multiplying a signal randomly by  $\pm 1$  at a rapid “chip rate,” so as to spread its spectrum uniformly (but recoverably) across some desired bandpass, or (ii) Monte Carlo exploration of a binary tree, where decisions as to whether to branch left or right are to be made randomly.

Now we do not want you to go through life thinking that there is something special about the primitive polynomial of degree 18 used in the above examples. (We chose 18 because  $2^{18}$  is small enough for you to verify our claims directly by numerical experiment.) The accompanying table [2] lists one primitive polynomial for each degree up to 100. (In fact there exist many such for each degree. For example, see §7.7 for a complete table up to degree 10.)

#### CITED REFERENCES AND FURTHER READING:

- Knuth, D.E. 1981, *Seminumerical Algorithms*, 2nd ed., vol. 2 of *The Art of Computer Programming* (Reading, MA: Addison-Wesley), pp. 29ff. [1]  
 Horowitz, P., and Hill, W. 1989, *The Art of Electronics*, 2nd ed. (Cambridge: Cambridge University Press), §§9.32–9.37.  
 Tausworthe, R.C. 1965, *Mathematics of Computation*, vol. 19, pp. 201–209.  
 Watson, E.J. 1962, *Mathematics of Computation*, vol. 16, pp. 368–369. [2]

## 7.5 Random Sequences Based on Data Encryption

In *Numerical Recipes*' first edition, we described how to use the Data Encryption Standard (DES) [1-3] for the generation of random numbers. Unfortunately, when implemented in software in a high-level language like C, DES is very slow, so excruciatingly slow, in fact, that our previous implementation can be viewed as more mischievous than useful. Here we give a much faster and simpler algorithm which, though it may not be secure in the cryptographic sense, generates about equally good random numbers.

DES, like its progenitor cryptographic system LUCIFER, is a so-called “block product cipher” [4]. It acts on 64 bits of input by iteratively applying (16 times, in fact) a kind of highly nonlinear bit-mixing function. Figure 7.5.1 shows the flow of information in DES during this mixing. The function  $g$ , which takes 32-bits into 32-bits, is called the “cipher function.” Meyer and Matyas [4] discuss the importance of the cipher function being nonlinear, as well as other design criteria.

DES constructs its cipher function  $g$  from an intricate set of bit permutations and table lookups acting on short sequences of consecutive bits. Apparently, this function was chosen to be particularly strong cryptographically (or conceivably as some critics contend, to have an exquisitely subtle cryptographic flaw!). For our purposes, a different function  $g$  that can be rapidly computed in a high-level computer language is preferable. Such a function may weaken the algorithm cryptographically. Our purposes are not, however, cryptographic: We want to find the fastest  $g$ , and smallest number of iterations of the mixing procedure in Figure 7.5.1, such that our output random sequence passes the standard tests that are customarily applied to random number generators. The resulting algorithm will not be DES, but rather a kind of “pseudo-DES,” better suited to the purpose at hand.

Following the criterion, mentioned above, that  $g$  should be nonlinear, we must give the integer multiply operation a prominent place in  $g$ . Because 64-bit registers are not generally accessible in high-level languages, we must confine ourselves to multiplying 16-bit operands

random floating-point number. They are not very random for that purpose; see Knuth [1]. Examples of acceptable uses of these random bits are: (i) multiplying a signal randomly by  $\pm 1$  at a rapid “chip rate,” so as to spread its spectrum uniformly (but recoverably) across some desired bandpass, or (ii) Monte Carlo exploration of a binary tree, where decisions as to whether to branch left or right are to be made randomly.

Now we do not want you to go through life thinking that there is something special about the primitive polynomial of degree 18 used in the above examples. (We chose 18 because  $2^{18}$  is small enough for you to verify our claims directly by numerical experiment.) The accompanying table [2] lists one primitive polynomial for each degree up to 100. (In fact there exist many such for each degree. For example, see §7.7 for a complete table up to degree 10.)

#### CITED REFERENCES AND FURTHER READING:

- Knuth, D.E. 1981, *Seminumerical Algorithms*, 2nd ed., vol. 2 of *The Art of Computer Programming* (Reading, MA: Addison-Wesley), pp. 29ff. [1]  
 Horowitz, P., and Hill, W. 1989, *The Art of Electronics*, 2nd ed. (Cambridge: Cambridge University Press), §§9.32–9.37.  
 Tausworthe, R.C. 1965, *Mathematics of Computation*, vol. 19, pp. 201–209.  
 Watson, E.J. 1962, *Mathematics of Computation*, vol. 16, pp. 368–369. [2]

## 7.5 Random Sequences Based on Data Encryption

In *Numerical Recipes*' first edition, we described how to use the Data Encryption Standard (DES) [1-3] for the generation of random numbers. Unfortunately, when implemented in software in a high-level language like C, DES is very slow, so excruciatingly slow, in fact, that our previous implementation can be viewed as more mischievous than useful. Here we give a much faster and simpler algorithm which, though it may not be secure in the cryptographic sense, generates about equally good random numbers.

DES, like its progenitor cryptographic system LUCIFER, is a so-called “block product cipher” [4]. It acts on 64 bits of input by iteratively applying (16 times, in fact) a kind of highly nonlinear bit-mixing function. Figure 7.5.1 shows the flow of information in DES during this mixing. The function  $g$ , which takes 32-bits into 32-bits, is called the “cipher function.” Meyer and Matyas [4] discuss the importance of the cipher function being nonlinear, as well as other design criteria.

DES constructs its cipher function  $g$  from an intricate set of bit permutations and table lookups acting on short sequences of consecutive bits. Apparently, this function was chosen to be particularly strong cryptographically (or conceivably as some critics contend, to have an exquisitely subtle cryptographic flaw!). For our purposes, a different function  $g$  that can be rapidly computed in a high-level computer language is preferable. Such a function may weaken the algorithm cryptographically. Our purposes are not, however, cryptographic: We want to find the fastest  $g$ , and smallest number of iterations of the mixing procedure in Figure 7.5.1, such that our output random sequence passes the standard tests that are customarily applied to random number generators. The resulting algorithm will not be DES, but rather a kind of “pseudo-DES,” better suited to the purpose at hand.

Following the criterion, mentioned above, that  $g$  should be nonlinear, we must give the integer multiply operation a prominent place in  $g$ . Because 64-bit registers are not generally accessible in high-level languages, we must confine ourselves to multiplying 16-bit operands

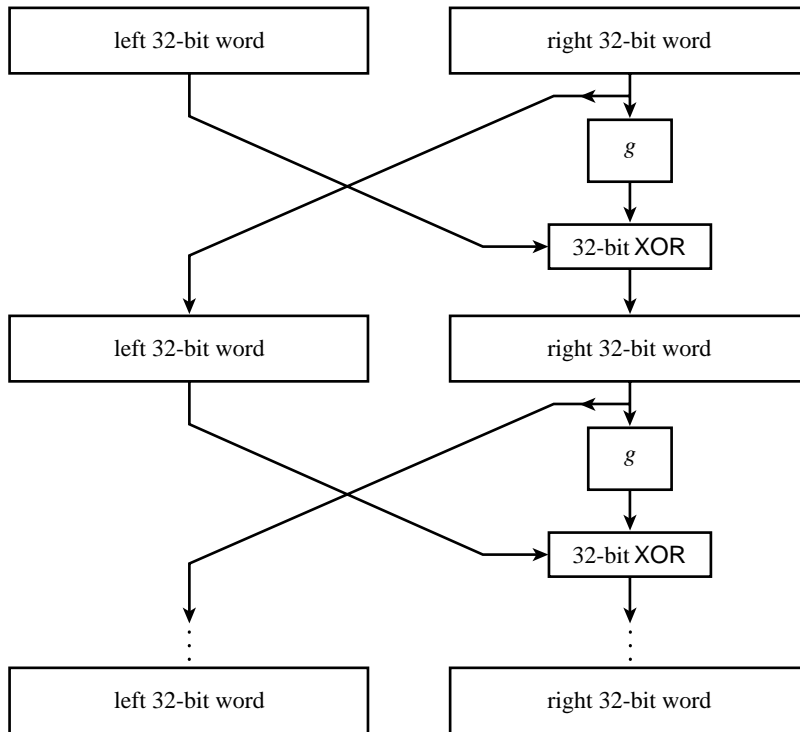


Figure 7.5.1. The Data Encryption Standard (DES) iterates a nonlinear function  $g$  on two 32-bit words, in the manner shown here (after Meyer and Matyas[4]).

into a 32-bit result. So, the general idea of  $g$ , almost forced, is to calculate the three distinct 32-bit products of the high and low 16-bit input half-words, and then to combine these, and perhaps additional fixed constants, by fast operations (e.g., add or exclusive-or) into a single 32-bit result.

There are only a limited number of ways of effecting this general scheme, allowing systematic exploration of the alternatives. Experimentation, and tests of the randomness of the output, lead to the sequence of operations shown in Figure 7.5.2. The few new elements in the figure need explanation: The values  $C_1$  and  $C_2$  are fixed constants, chosen randomly with the constraint that they have exactly 16 1-bits and 16 0-bits; combining these constants via exclusive-or ensures that the overall  $g$  has no bias towards 0 or 1 bits.

The “reverse half-words” operation in Figure 7.5.2 turns out to be essential; otherwise, the very lowest and very highest bits are not properly mixed by the three multiplications. The nonobvious choices in  $g$  are therefore: where along the vertical “pipeline” to do the reverse; in what order to combine the three products and  $C_2$ ; and with which operation (add or exclusive-or) should each combining be done? We tested these choices exhaustively before settling on the algorithm shown in the figure.

It remains to determine the smallest number of iterations  $N_{it}$  that we can get away with. The minimum meaningful  $N_{it}$  is evidently two, since a single iteration simply moves one 32-bit word without altering it. One can use the constants  $C_1$  and  $C_2$  to help determine an appropriate  $N_{it}$ : When  $N_{it} = 2$  and  $C_1 = C_2 = 0$  (an intentionally very poor choice), the generator fails several tests of randomness by easily measurable, though not overwhelming, amounts. When  $N_{it} = 4$ , on the other hand, or with  $N_{it} = 2$  but with the constants  $C_1, C_2$  nonspare, we have been unable to find *any* statistical deviation from randomness in sequences of up to  $10^9$  floating numbers  $r_i$  derived from this scheme. The combined strength of  $N_{it} = 4$  and nonspare  $C_1, C_2$  should therefore give sequences that are random to tests even far beyond those that we have actually tried. These are our recommended conservative

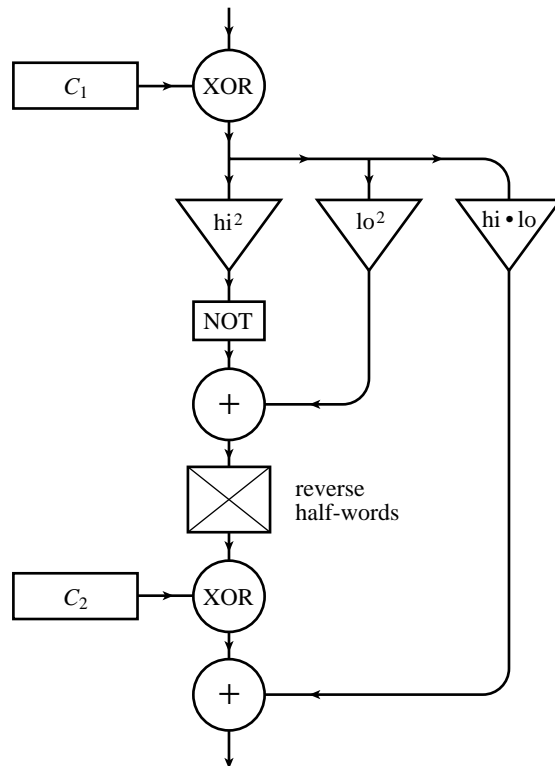


Figure 7.5.2. The nonlinear function  $g$  used by the routine `psdes`.

parameter values, notwithstanding the fact that  $N_{it} = 2$  (which is, of course, twice as fast) has no nonrandomness discernible (by us).

Implementation of these ideas is straightforward. The following routine is not quite strictly portable, since it assumes that `unsigned long` integers are 32-bits, as is the case on most machines. However, there is no reason to believe that *longer* integers would be in any way inferior (with suitable extensions of the constants  $C_1, C_2$ ). `C` does not provide a convenient, portable way to divide a long integer into half words, so we must use a combination of masking (`& 0xffff`) with left- and right-shifts by 16 bits (`<<16` and `>>16`). On some machines the half-word extraction could be made faster by the use of `C`'s union construction, but this would generally not be portable between “big-endian” and “little-endian” machines. (Big- and little-endian refer to the order in which the bytes are stored in a word.)

```
#define NITER 4
```

```
void psdes(unsigned long *lword, unsigned long *irword)
“Pseudo-DES” hashing of the 64-bit word (lword,irword). Both 32-bit arguments are
returned hashed on all bits.
{
    unsigned long i,ia,ib,iswap,itmph=0,itmpl=0;
    static unsigned long c1[NITER]={
        0xbaa96887L, 0x1e17d32cL, 0x03bcd3cL, 0x0f33d1b2L};
    static unsigned long c2[NITER]={
        0x4b0f3b58L, 0xe874f0c3L, 0x6955c5a6L, 0x55a7ca46L};

    for (i=0;i<NITER;i++) {
        Perform niter iterations of DES logic, using a simpler (non-cryptographic) nonlinear func-
        tion instead of DES's.
```

```

    ia=(iswap>(*irword)) ^ c1[i];          The bit-rich constants c1 and (below)
    itmpl = ia & 0xffff;                   c2 guarantee lots of nonlinear mix-
    itmph = ia >> 16;                       ing.
    ib=itmpl*itmpl+ ~(itmph*itmph);
    *irword=(*lword) ^ (((ia = (ib >> 16) |
        ((ib & 0xffff) << 16)) ^ c2[i])+itmpl*itmph);
    *lword=iswap;
}
}

```

The routine `ran4`, listed below, uses `psdes` to generate uniform random deviates. We adopt the convention that a negative value of the argument `idum` sets the left 32-bit word, while a positive value  $i$  sets the right 32-bit word, returns the  $i$ th random deviate, and increments `idum` to  $i + 1$ . This is no more than a convenient way of defining many different sequences (negative values of `idum`), but still with random access to each sequence (positive values of `idum`). For getting a floating-point number from the 32-bit integer, we like to do it by the masking trick described at the end of §7.1, above. The hex constants `3F800000` and `007FFFFF` are the appropriate ones for computers using the IEEE representation for 32-bit floating-point numbers (e.g., IBM PCs and most UNIX workstations). For DEC VAXes, the correct hex constants are, respectively, `00004080` and `FFFF007F`. For greater portability, you can instead construct a floating number by making the (signed) 32-bit integer nonnegative (typically, you add exactly  $2^{31}$  if it is negative) and then multiplying it by a floating constant (typically  $2^{-31}$ ).

An interesting, and sometimes useful, feature of the routine `ran4`, below, is that it allows random access to the  $n$ th random value in a sequence, without the necessity of first generating values  $1 \cdots n - 1$ . This property is shared by any random number generator based on *hashing* (the technique of mapping data keys, which may be highly clustered in value, approximately uniformly into a storage address space) [5,6]. One might have a simulation problem in which some certain rare situation becomes recognizable by its consequences only considerably after it has occurred. One may wish to restart the simulation back at that occurrence, using identical random values but, say, varying some other control parameters. The relevant question might then be something like “what random numbers were used in cycle number 337098901?” It might already be cycle number 395100273 before the question comes up. Random generators based on recursion, rather than hashing, cannot easily answer such a question.

```
float ran4(long *idum)
```

Returns a uniform random deviate in the range 0.0 to 1.0, generated by pseudo-DES (DES-like) hashing of the 64-bit word (`idums`, `idum`), where `idums` was set by a previous call with negative `idum`. Also increments `idum`. Routine can be used to generate a random sequence by successive calls, leaving `idum` unaltered between calls; or it can randomly access the  $n$ th deviate in a sequence by calling with `idum = n`. Different sequences are initialized by calls with differing negative values of `idum`.

```

{
    void psdes(unsigned long *lword, unsigned long *irword);
    unsigned long irword, itemp, lword;
    static long idums = 0;
    The hexadecimal constants jflone and jflmsk below are used to produce a floating number
    between 1. and 2. by bitwise masking. They are machine-dependent. See text.
#ifdef VAX || defined(_VAX_) || defined(__VAX__) || defined(VAX)
    static unsigned long jflone = 0x00004080;
    static unsigned long jflmsk = 0xffff007f;
#else
    static unsigned long jflone = 0x3f800000;
    static unsigned long jflmsk = 0x007fffff;
#endif

    if (*idum < 0) {
        idums = -(*idum);
        *idum=1;
    }
    irword=(*idum);
    lword=idums;
    Reset idums and prepare to return the first
    deviate in its sequence.
}

```

Sample page from NUMERICAL RECIPES IN C: THE ART OF SCIENTIFIC COMPUTING (ISBN 0-521-43108-5)  
 Copyright (C) 1988-1992 by Cambridge University Press. Programs Copyright (C) 1988-1992 by Numerical Recipes Software.  
 Permission is granted for internet users to make one paper copy for their own personal use. Further reproduction, or any copying of machine-readable files (including this one), to any server computer, is strictly prohibited. To order Numerical Recipes books or CDROMs, visit website <http://www.nr.com> or call 1-800-872-7423 (North America only), or send email to [directcustserv@cambridge.org](mailto:directcustserv@cambridge.org) (outside North America).

```

psdes(&lword,&irword);          "Pseudo-DES" encode the words.
itemp=jflone | (jflmsk & irword); Mask to a floating number between 1 and
++(*idum);                    2.
return (*(float *)&itemp)-1.0; Subtraction moves range to 0. to 1.
}

```

The accompanying table gives data for verifying that `ran4` and `psdes` work correctly on your machine. We do not advise the use of `ran4` unless you are able to reproduce the hex values shown. Typically, `ran4` is about 4 times slower than `ran0` (§7.1), or about 3 times slower than `ran1`.

Values for Verifying the Implementation of <code>psdes</code>						
idum	before <code>psdes</code> call		after <code>psdes</code> call (hex)		<code>ran4</code> (idum)	
	lword	irword	lword	irword	VAX	PC
-1	1	1	604D1DCE	509C0C23	0.275898	0.219120
99	1	99	D97F8571	A66CB41A	0.208204	0.849246
-99	99	1	7822309D	64300984	0.034307	0.375290
99	99	99	D7F376F0	59BA89EB	0.838676	0.457334

Successive calls to `ran4` with arguments `-1`, `99`, `-99`, and `99` should produce exactly the `lword` and `irword` values shown. Masking conversion to a returned floating random value is allowed to be machine dependent; values for VAX and PC are shown.

#### CITED REFERENCES AND FURTHER READING:

- Data Encryption Standard*, 1977 January 15, Federal Information Processing Standards Publication, number 46 (Washington: U.S. Department of Commerce, National Bureau of Standards). [1]
- Guidelines for Implementing and Using the NBS Data Encryption Standard*, 1981 April 1, Federal Information Processing Standards Publication, number 74 (Washington: U.S. Department of Commerce, National Bureau of Standards). [2]
- Validating the Correctness of Hardware Implementations of the NBS Data Encryption Standard*, 1980, NBS Special Publication 500-20 (Washington: U.S. Department of Commerce, National Bureau of Standards). [3]
- Meyer, C.H. and Matyas, S.M. 1982, *Cryptography: A New Dimension in Computer Data Security* (New York: Wiley). [4]
- Knuth, D.E. 1973, *Sorting and Searching*, vol. 3 of *The Art of Computer Programming* (Reading, MA: Addison-Wesley), Chapter 6. [5]
- Vitter, J.S., and Chen, W-C. 1987, *Design and Analysis of Coalesced Hashing* (New York: Oxford University Press). [6]

## 7.6 Simple Monte Carlo Integration

Inspirations for numerical methods can spring from unlikely sources. “Splines” first were flexible strips of wood used by draftsmen. “Simulated annealing” (we shall see in §10.9) is rooted in a thermodynamic analogy. And who does not feel at least a faint echo of glamor in the name “Monte Carlo method”?



```

psdes(&lword,&irword);          "Pseudo-DES" encode the words.
itemp=jflone | (jflmsk & irword); Mask to a floating number between 1 and
++(*idum);                    2.
return (*(float *)&itemp)-1.0; Subtraction moves range to 0. to 1.
}

```

The accompanying table gives data for verifying that `ran4` and `psdes` work correctly on your machine. We do not advise the use of `ran4` unless you are able to reproduce the hex values shown. Typically, `ran4` is about 4 times slower than `ran0` (§7.1), or about 3 times slower than `ran1`.

Values for Verifying the Implementation of <code>psdes</code>						
idum	before <code>psdes</code> call		after <code>psdes</code> call (hex)		<code>ran4</code> (idum)	
	lword	irword	lword	irword	VAX	PC
-1	1	1	604D1DCE	509C0C23	0.275898	0.219120
99	1	99	D97F8571	A66CB41A	0.208204	0.849246
-99	99	1	7822309D	64300984	0.034307	0.375290
99	99	99	D7F376F0	59BA89EB	0.838676	0.457334

Successive calls to `ran4` with arguments `-1`, `99`, `-99`, and `99` should produce exactly the `lword` and `irword` values shown. Masking conversion to a returned floating random value is allowed to be machine dependent; values for VAX and PC are shown.

#### CITED REFERENCES AND FURTHER READING:

- Data Encryption Standard*, 1977 January 15, Federal Information Processing Standards Publication, number 46 (Washington: U.S. Department of Commerce, National Bureau of Standards). [1]
- Guidelines for Implementing and Using the NBS Data Encryption Standard*, 1981 April 1, Federal Information Processing Standards Publication, number 74 (Washington: U.S. Department of Commerce, National Bureau of Standards). [2]
- Validating the Correctness of Hardware Implementations of the NBS Data Encryption Standard*, 1980, NBS Special Publication 500-20 (Washington: U.S. Department of Commerce, National Bureau of Standards). [3]
- Meyer, C.H. and Matyas, S.M. 1982, *Cryptography: A New Dimension in Computer Data Security* (New York: Wiley). [4]
- Knuth, D.E. 1973, *Sorting and Searching*, vol. 3 of *The Art of Computer Programming* (Reading, MA: Addison-Wesley), Chapter 6. [5]
- Vitter, J.S., and Chen, W-C. 1987, *Design and Analysis of Coalesced Hashing* (New York: Oxford University Press). [6]

## 7.6 Simple Monte Carlo Integration

Inspirations for numerical methods can spring from unlikely sources. “Splines” first were flexible strips of wood used by draftsmen. “Simulated annealing” (we shall see in §10.9) is rooted in a thermodynamic analogy. And who does not feel at least a faint echo of glamor in the name “Monte Carlo method”?

Suppose that we pick  $N$  random points, uniformly distributed in a multidimensional volume  $V$ . Call them  $x_1, \dots, x_N$ . Then the basic theorem of Monte Carlo integration estimates the integral of a function  $f$  over the multidimensional volume,

$$\int f dV \approx V \langle f \rangle \pm V \sqrt{\frac{\langle f^2 \rangle - \langle f \rangle^2}{N}} \quad (7.6.1)$$

Here the angle brackets denote taking the arithmetic mean over the  $N$  sample points,

$$\langle f \rangle \equiv \frac{1}{N} \sum_{i=1}^N f(x_i) \quad \langle f^2 \rangle \equiv \frac{1}{N} \sum_{i=1}^N f^2(x_i) \quad (7.6.2)$$

The “plus-or-minus” term in (7.6.1) is a one standard deviation error estimate for the integral, not a rigorous bound; further, there is no guarantee that the error is distributed as a Gaussian, so the error term should be taken only as a rough indication of probable error.

Suppose that you want to integrate a function  $g$  over a region  $W$  that is not easy to sample randomly. For example,  $W$  might have a very complicated shape. No problem. Just find a region  $V$  that *includes*  $W$  and that *can* easily be sampled (Figure 7.6.1), and then define  $f$  to be equal to  $g$  for points in  $W$  and equal to zero for points outside of  $W$  (but still inside the sampled  $V$ ). You want to try to make  $V$  enclose  $W$  as closely as possible, because the zero values of  $f$  will increase the error estimate term of (7.6.1). And well they should: points chosen outside of  $W$  have no information content, so the effective value of  $N$ , the number of points, is reduced. The error estimate in (7.6.1) takes this into account.

General purpose routines for Monte Carlo integration are quite complicated (see §7.8), but a worked example will show the underlying simplicity of the method. Suppose that we want to find the weight and the position of the center of mass of an object of complicated shape, namely the intersection of a torus with the edge of a large box. In particular let the object be defined by the three simultaneous conditions

$$z^2 + \left( \sqrt{x^2 + y^2} - 3 \right)^2 \leq 1 \quad (7.6.3)$$

(torus centered on the origin with major radius = 4, minor radius = 2)

$$x \geq 1 \quad y \geq -3 \quad (7.6.4)$$

(two faces of the box, see Figure 7.6.2). Suppose for the moment that the object has a constant density  $\rho$ .

We want to estimate the following integrals over the interior of the complicated object:

$$\int \rho dx dy dz \quad \int x \rho dx dy dz \quad \int y \rho dx dy dz \quad \int z \rho dx dy dz \quad (7.6.5)$$

The coordinates of the center of mass will be the ratio of the latter three integrals (linear moments) to the first one (the weight).

In the following fragment, the region  $V$ , enclosing the piece-of-torus  $W$ , is the rectangular box extending from 1 to 4 in  $x$ ,  $-3$  to 4 in  $y$ , and  $-1$  to 1 in  $z$ .

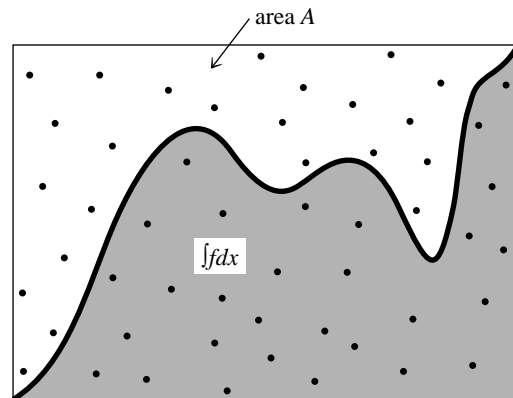


Figure 7.6.1. Monte Carlo integration. Random points are chosen within the area  $A$ . The integral of the function  $f$  is estimated as the area of  $A$  multiplied by the fraction of random points that fall below the curve  $f$ . Refinements on this procedure can improve the accuracy of the method; see text.

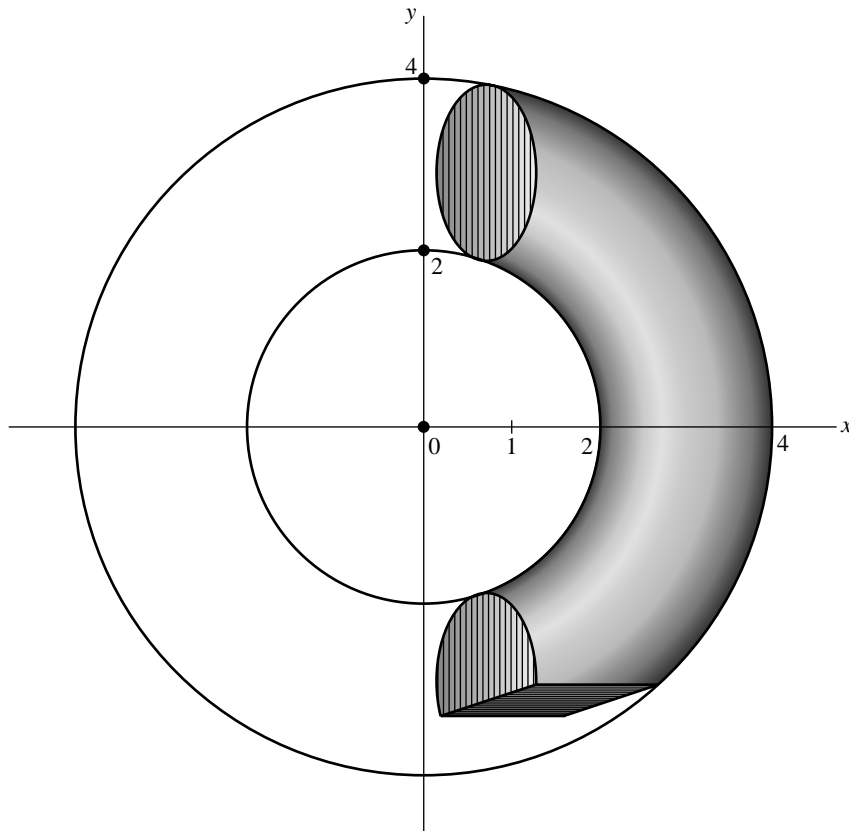


Figure 7.6.2. Example of Monte Carlo integration (see text). The region of interest is a piece of a torus, bounded by the intersection of two planes. The limits of integration of the region cannot easily be written in analytically closed form, so Monte Carlo is a useful technique.

```

#include "nrutil.h"
...
n=...           Set to the number of sample points desired.
den=...        Set to the constant value of the density.
sw=swx=swy=swz=0.0;           Zero the various sums to be accumulated.
varw=varx=vary=varz=0.0;
vol=3.0*7.0*2.0;           Volume of the sampled region.
for(j=1;j<=n;j++) {
  x=1.0+3.0*ran2(&idum);           Pick a point randomly in the sampled re-
  y=(-3.0)+7.0*ran2(&idum);           gion.
  z=(-1.0)+2.0*ran2(&idum);
  if (z*z+SQR(sqrt(x*x+y*y)-3.0) < 1.0) {           Is it in the torus?
    sw += den;           If so, add to the various cumulants.
    swx += x*den;
    swy += y*den;
    swz += z*den;
    varw += SQR(den);
    varx += SQR(x*den);
    vary += SQR(y*den);
    varz += SQR(z*den);
  }
}
w=vol*sw/n;           The values of the integrals (7.6.5),
x=vol*swx/n;
y=vol*swy/n;
z=vol*swz/n;
dw=vol*sqrt((varw/n-SQR(sw/n))/n);           and their corresponding error estimates.
dx=vol*sqrt((varx/n-SQR(swx/n))/n);
dy=vol*sqrt((vary/n-SQR(swy/n))/n);
dz=vol*sqrt((varz/n-SQR(swz/n))/n);

```

A change of variable can often be extremely worthwhile in Monte Carlo integration. Suppose, for example, that we want to evaluate the same integrals, but for a piece-of-torus whose density is a strong function of  $z$ , in fact varying according to

$$\rho(x, y, z) = e^{5z} \quad (7.6.6)$$

One way to do this is to put the statement

```
den=exp(5.0*z);
```

inside the `if (...)` block, just before `den` is first used. This will work, but it is a poor way to proceed. Since (7.6.6) falls so rapidly to zero as  $z$  decreases (down to its lower limit  $-1$ ), most sampled points contribute almost nothing to the sum of the weight or moments. These points are effectively wasted, almost as badly as those that fall outside of the region  $W$ . A change of variable, exactly as in the transformation methods of §7.2, solves this problem. Let

$$ds = e^{5z} dz \quad \text{so that} \quad s = \frac{1}{5} e^{5z}, \quad z = \frac{1}{5} \ln(5s) \quad (7.6.7)$$

Then  $\rho dz = ds$ , and the limits  $-1 < z < 1$  become  $.00135 < s < 29.682$ . The program fragment now looks like this

```

#include "nrutil.h"
...
n=...                               Set to the number of sample points desired.
sw=swx=swy=swz=0.0;
varw=varx=vary=varz=0.0;
ss=0.2*(exp(5.0)-exp(-5.0))         Interval of s to be random sampled.
vol=3.0*7.0*ss                       Volume in x,y,s-space.
for(j=1;j<=n;j++) {
  x=1.0+3.0*ran2(&idum);
  y=(-3.0)+7.0*ran2(&idum);
  s=0.00135+ss*ran2(&idum);         Pick a point in s.
  z=0.2*log(5.0*s);                 Equation (7.6.7).
  if (z*z+SQR(sqrt(x*x+y*y)-3.0) < 1.0) {
    sw += 1.0;                       Density is 1, since absorbed into definition
    swx += x;                          of s.
    swy += y;
    swz += z;
    varw += 1.0;
    varx += x*x;
    vary += y*y;
    varz += z*z;
  }
}
w=vol*sw/n;                           The values of the integrals (7.6.5),
x=vol*swx/n;
y=vol*swy/n;
z=vol*swz/n;
dw=vol*sqrt((varw/n-SQR(sw/n))/n);    and their corresponding error estimates.
dx=vol*sqrt((varx/n-SQR(swx/n))/n);
dy=vol*sqrt((vary/n-SQR(swy/n))/n);
dz=vol*sqrt((varz/n-SQR(swz/n))/n);

```

If you think for a minute, you will realize that equation (7.6.7) was useful only because the part of the integrand that we wanted to eliminate ( $e^{5z}$ ) was both integrable analytically, and had an integral that could be analytically inverted. (Compare §7.2.) In general these properties will not hold. Question: What then? Answer: Pull out of the integrand the “best” factor that *can* be integrated and inverted. The criterion for “best” is to try to reduce the remaining integrand to a function that is as close as possible to constant.

The limiting case is instructive: If you manage to make the integrand *f* exactly constant, and if the region  $V$ , of known volume, *exactly* encloses the desired region  $W$ , then the average of  $f$  that you compute will be exactly its constant value, and the error estimate in equation (7.6.1) will exactly vanish. You will, in fact, have done the integral exactly, and the Monte Carlo numerical evaluations are superfluous. So, backing off from the extreme limiting case, *to the extent* that you are able to make  $f$  approximately constant by change of variable, and *to the extent* that you can sample a region only slightly larger than  $W$ , you will increase the accuracy of the Monte Carlo integral. This technique is generically called *reduction of variance* in the literature.

The fundamental disadvantage of simple Monte Carlo integration is that its accuracy increases only as the square root of  $N$ , the number of sampled points. If your accuracy requirements are modest, or if your computer budget is large, then the technique is highly recommended as one of great generality. In the next two sections we will see that there are techniques available for “breaking the square root of  $N$  barrier” and achieving, at least in some cases, higher accuracy with fewer function evaluations.

## CITED REFERENCES AND FURTHER READING:

- Hammersley, J.M., and Handscomb, D.C. 1964, *Monte Carlo Methods* (London: Methuen).  
 Shreider, Yu. A. (ed.) 1966, *The Monte Carlo Method* (Oxford: Pergamon).  
 Sobol', I.M. 1974, *The Monte Carlo Method* (Chicago: University of Chicago Press).  
 Kalos, M.H., and Whitlock, P.A. 1986, *Monte Carlo Methods* (New York: Wiley).

## 7.7 Quasi- (that is, Sub-) Random Sequences

We have just seen that choosing  $N$  points uniformly randomly in an  $n$ -dimensional space leads to an error term in Monte Carlo integration that decreases as  $1/\sqrt{N}$ . In essence, each new point sampled adds linearly to an accumulated sum that will become the function average, and also linearly to an accumulated sum of squares that will become the variance (equation 7.6.2). The estimated error comes from the square root of this variance, hence the power  $N^{-1/2}$ .

Just because this square root convergence is familiar does not, however, mean that it is inevitable. A simple counterexample is to choose sample points that lie on a Cartesian grid, and to sample each grid point exactly once (in whatever order). The Monte Carlo method thus becomes a deterministic quadrature scheme — albeit a simple one — whose fractional error decreases at least as fast as  $N^{-1}$  (even faster if the function goes to zero smoothly at the boundaries of the sampled region, or is periodic in the region).

The trouble with a grid is that one has to decide *in advance* how fine it should be. One is then committed to completing all of its sample points. With a grid, it is not convenient to “sample *until*” some convergence or termination criterion is met. One might ask if there is not some intermediate scheme, some way to pick sample points “at random,” yet spread out in some self-avoiding way, avoiding the chance clustering that occurs with uniformly random points.

A similar question arises for tasks other than Monte Carlo integration. We might want to search an  $n$ -dimensional space for a point where some (locally computable) condition holds. Of course, for the task to be computationally meaningful, there had better be continuity, so that the desired condition will hold in some finite  $n$ -dimensional neighborhood. We may not know *a priori* how large that neighborhood is, however. We want to “sample *until*” the desired point is found, moving smoothly to finer scales with increasing samples. Is there any way to do this that is better than uncorrelated, random samples?

The answer to the above question is “yes.” Sequences of  $n$ -tuples that fill  $n$ -space more uniformly than uncorrelated random points are called *quasi-random sequences*. That term is somewhat of a misnomer, since there is nothing “random” about quasi-random sequences: They are cleverly crafted to be, in fact, *sub-random*. The sample points in a quasi-random sequence are, in a precise sense, “maximally avoiding” of each other.

A conceptually simple example is *Halton's sequence* [1]. In one dimension, the  $j$ th number  $H_j$  in the sequence is obtained by the following steps: (i) Write  $j$  as a number in base  $b$ , where  $b$  is some prime. (For example  $j = 17$  in base  $b = 3$  is 122.) (ii) Reverse the digits and put a radix point (i.e., a decimal point base  $b$ ) in front of

## CITED REFERENCES AND FURTHER READING:

- Hammersley, J.M., and Handscomb, D.C. 1964, *Monte Carlo Methods* (London: Methuen).  
 Shreider, Yu. A. (ed.) 1966, *The Monte Carlo Method* (Oxford: Pergamon).  
 Sobol', I.M. 1974, *The Monte Carlo Method* (Chicago: University of Chicago Press).  
 Kalos, M.H., and Whitlock, P.A. 1986, *Monte Carlo Methods* (New York: Wiley).

## 7.7 Quasi- (that is, Sub-) Random Sequences

We have just seen that choosing  $N$  points uniformly randomly in an  $n$ -dimensional space leads to an error term in Monte Carlo integration that decreases as  $1/\sqrt{N}$ . In essence, each new point sampled adds linearly to an accumulated sum that will become the function average, and also linearly to an accumulated sum of squares that will become the variance (equation 7.6.2). The estimated error comes from the square root of this variance, hence the power  $N^{-1/2}$ .

Just because this square root convergence is familiar does not, however, mean that it is inevitable. A simple counterexample is to choose sample points that lie on a Cartesian grid, and to sample each grid point exactly once (in whatever order). The Monte Carlo method thus becomes a deterministic quadrature scheme — albeit a simple one — whose fractional error decreases at least as fast as  $N^{-1}$  (even faster if the function goes to zero smoothly at the boundaries of the sampled region, or is periodic in the region).

The trouble with a grid is that one has to decide *in advance* how fine it should be. One is then committed to completing all of its sample points. With a grid, it is not convenient to “sample *until*” some convergence or termination criterion is met. One might ask if there is not some intermediate scheme, some way to pick sample points “at random,” yet spread out in some self-avoiding way, avoiding the chance clustering that occurs with uniformly random points.

A similar question arises for tasks other than Monte Carlo integration. We might want to search an  $n$ -dimensional space for a point where some (locally computable) condition holds. Of course, for the task to be computationally meaningful, there had better be continuity, so that the desired condition will hold in some finite  $n$ -dimensional neighborhood. We may not know *a priori* how large that neighborhood is, however. We want to “sample *until*” the desired point is found, moving smoothly to finer scales with increasing samples. Is there any way to do this that is better than uncorrelated, random samples?

The answer to the above question is “yes.” Sequences of  $n$ -tuples that fill  $n$ -space more uniformly than uncorrelated random points are called *quasi-random sequences*. That term is somewhat of a misnomer, since there is nothing “random” about quasi-random sequences: They are cleverly crafted to be, in fact, *sub-random*. The sample points in a quasi-random sequence are, in a precise sense, “maximally avoiding” of each other.

A conceptually simple example is *Halton's sequence* [1]. In one dimension, the  $j$ th number  $H_j$  in the sequence is obtained by the following steps: (i) Write  $j$  as a number in base  $b$ , where  $b$  is some prime. (For example  $j = 17$  in base  $b = 3$  is 122.) (ii) Reverse the digits and put a radix point (i.e., a decimal point base  $b$ ) in front of

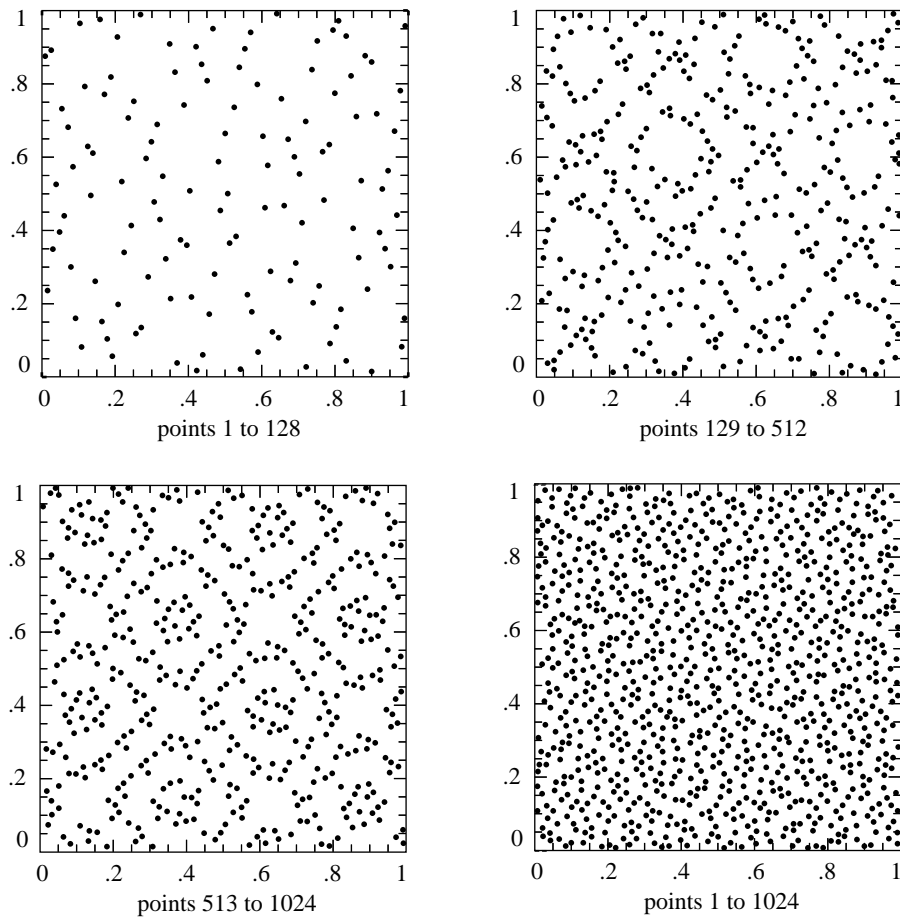


Figure 7.7.1. First 1024 points of a two-dimensional Sobol' sequence. The sequence is generated number-theoretically, rather than randomly, so successive points at any stage “know” how to fill in the gaps in the previously generated distribution.

the sequence. (In the example, we get 0.221 base 3.) The result is  $H_j$ . To get a sequence of  $n$ -tuples in  $n$ -space, you make each component a Halton sequence with a different prime base  $b$ . Typically, the first  $n$  primes are used.

It is not hard to see how Halton's sequence works: Every time the number of digits in  $j$  increases by one place,  $j$ 's digit-reversed fraction becomes a factor of  $b$  finer-meshed. Thus the process is one of filling in all the points on a sequence of finer and finer Cartesian grids — and in a kind of maximally spread-out order on each grid (since, e.g., the most rapidly changing digit in  $j$  controls the *most* significant digit of the fraction).

Other ways of generating quasi-random sequences have been suggested by Faure, Sobol', Niederreiter, and others. Bratley and Fox [2] provide a good review and references, and discuss a particularly efficient variant of the Sobol' [3] sequence suggested by Antonov and Saleev [4]. It is this Antonov-Saleev variant whose implementation we now discuss.



Degree	Primitive Polynomials Modulo 2*
1	0 (i.e., $x + 1$ )
2	1 (i.e., $x^2 + x + 1$ )
3	1, 2 (i.e., $x^3 + x + 1$ and $x^3 + x^2 + 1$ )
4	1, 4 (i.e., $x^4 + x + 1$ and $x^4 + x^3 + 1$ )
5	2, 4, 7, 11, 13, 14
6	1, 13, 16, 19, 22, 25
7	1, 4, 7, 8, 14, 19, 21, 28, 31, 32, 37, 41, 42, 50, 55, 56, 59, 62
8	14, 21, 22, 38, 47, 49, 50, 52, 56, 67, 70, 84, 97, 103, 115, 122
9	8, 13, 16, 22, 25, 44, 47, 52, 55, 59, 62, 67, 74, 81, 82, 87, 91, 94, 103, 104, 109, 122, 124, 137, 138, 143, 145, 152, 157, 167, 173, 176, 181, 182, 185, 191, 194, 199, 218, 220, 227, 229, 230, 234, 236, 241, 244, 253
10	4, 13, 19, 22, 50, 55, 64, 69, 98, 107, 115, 121, 127, 134, 140, 145, 152, 158, 161, 171, 181, 194, 199, 203, 208, 227, 242, 251, 253, 265, 266, 274, 283, 289, 295, 301, 316, 319, 324, 346, 352, 361, 367, 382, 395, 398, 400, 412, 419, 422, 426, 428, 433, 446, 454, 457, 472, 493, 505, 508
*Expressed as a decimal integer representing the interior bits (that is, omitting the high-order bit and the unit bit).	

The Sobol' sequence generates numbers between zero and one directly as binary fractions of length  $w$  bits, from a set of  $w$  special binary fractions,  $V_i$ ,  $i = 1, 2, \dots, w$ , called *direction numbers*. In Sobol's original method, the  $j$ th number  $X_j$  is generated by XORing (bitwise exclusive or) together the set of  $V_i$ 's satisfying the criterion on  $i$ , "the  $i$ th bit of  $j$  is nonzero." As  $j$  increments, in other words, different ones of the  $V_i$ 's flash in and out of  $X_j$  on different time scales.  $V_1$  alternates between being present and absent most quickly, while  $V_k$  goes from present to absent (or vice versa) only every  $2^{k-1}$  steps.

Antonov and Saleev's contribution was to show that instead of using the bits of the integer  $j$  to select direction numbers, one could just as well use the bits of the *Gray code* of  $j$ ,  $G(j)$ . (For a quick review of Gray codes, look at §20.2.)

Now  $G(j)$  and  $G(j+1)$  differ in exactly one bit position, namely in the position of the rightmost zero bit in the binary representation of  $j$  (adding a leading zero to  $j$  if necessary). A consequence is that the  $j+1$ st Sobol'-Antonov-Saleev number can be obtained from the  $j$ th by XORing it with a *single*  $V_i$ , namely with  $i$  the position of the rightmost zero bit in  $j$ . This makes the calculation of the sequence very efficient, as we shall see.

Figure 7.7.1 plots the first 1024 points generated by a two-dimensional Sobol' sequence. One sees that successive points do "know" about the gaps left previously, and keep filling them in, hierarchically.

We have deferred to this point a discussion of how the direction numbers  $V_i$  are generated. Some nontrivial mathematics is involved in that, so we will content ourselves with a cookbook summary only: Each different Sobol' sequence (or component of an  $n$ -dimensional sequence) is based on a different primitive polynomial over the integers modulo 2, that is, a polynomial whose coefficients are either 0 or 1, and which generates a maximal length shift register sequence. (Primitive polynomials modulo 2 were used in §7.4, and are further discussed in §20.3.) Suppose  $P$  is such a polynomial, of degree  $q$ ,

$$P = x^q + a_1x^{q-1} + a_2x^{q-2} + \dots + a_{q-1}x + 1 \quad (7.7.1)$$

Initializing Values Used in sobseq					
Degree	Polynomial	Starting Values			
1	0	1	(3)	(5)	(15) ...
2	1	1	1	(7)	(11) ...
3	1	1	3	7	(5) ...
3	2	1	3	3	(15) ...
4	1	1	1	3	13 ...
4	4	1	1	5	9 ...

Parenthesized values are not freely specifiable, but are forced by the required recurrence for this degree.

Define a sequence of integers  $M_i$  by the  $q$ -term recurrence relation,

$$M_i = 2a_1M_{i-1} \oplus 2^2a_2M_{i-2} \oplus \cdots \oplus 2^{q-1}M_{i-q+1}a_{q-1} \oplus (2^qM_{i-q} \oplus M_{i-q}) \quad (7.7.2)$$

Here bitwise XOR is denoted by  $\oplus$ . The starting values for this recurrence are that  $M_1, \dots, M_q$  can be arbitrary odd integers less than  $2, \dots, 2^q$ , respectively. Then, the direction numbers  $V_i$  are given by

$$V_i = M_i/2^i \quad i = 1, \dots, w \quad (7.7.3)$$

The accompanying table lists all primitive polynomials modulo 2 with degree  $q \leq 10$ . Since the coefficients are either 0 or 1, and since the coefficients of  $x^q$  and of 1 are predictably 1, it is convenient to denote a polynomial by its middle coefficients taken as the bits of a binary number (higher powers of  $x$  being more significant bits). The table uses this convention.

Turn now to the implementation of the Sobol' sequence. Successive calls to the function `sobseq` (after a preliminary initializing call) return successive points in an  $n$ -dimensional Sobol' sequence based on the first  $n$  primitive polynomials in the table. As given, the routine is initialized for maximum  $n$  of 6 dimensions, and for a word length  $w$  of 30 bits. These parameters can be altered by changing `MAXBIT` ( $\equiv w$ ) and `MAXDIM`, and by adding more initializing data to the arrays `ip` (the primitive polynomials from the table), `mdeg` (their degrees), and `iv` (the starting values for the recurrence, equation 7.7.2). A second table, above, elucidates the initializing data in the routine.

```
#include "nrutil.h"
#define MAXBIT 30
#define MAXDIM 6
```

```
void sobseq(int *n, float x[])
```

When  $n$  is negative, internally initializes a set of `MAXBIT` direction numbers for each of `MAXDIM` different Sobol' sequences. When  $n$  is positive (but  $\leq \text{MAXDIM}$ ), returns as the vector `x[1..n]` the next values from  $n$  of these sequences. ( $n$  must not be changed between initializations.)

```
{
    int j,k,l;
    unsigned long i,im,ipp;
    static float fac;
    static unsigned long in,ix[MAXDIM+1],*iu[MAXBIT+1];
    static unsigned long mdeg[MAXDIM+1]={0,1,2,3,3,4,4};
    static unsigned long ip[MAXDIM+1]={0,0,1,1,2,1,4};
    static unsigned long iv[MAXDIM*MAXBIT+1]={
        0,1,1,1,1,1,1,3,1,3,3,1,1,5,7,7,3,3,5,15,11,5,15,13,9};

    if (*n < 0) {
        for (k=1;k<=MAXDIM;k++) ix[k]=0;
        Initialize, don't return a vector.
    }
}
```

```

in=0;
if (iv[1] != 1) return;
fac=1.0/(1L << MAXBIT);
for (j=1,k=0;j<=MAXBIT;j++,k+=MAXDIM) iu[j] = &iv[k];
To allow both 1D and 2D addressing.
for (k=1;k<=MAXDIM;k++) {
  for (j=1;j<=mdeg[k];j++) iu[j][k] <<= (MAXBIT-j);
  Stored values only require normalization.
  for (j=mdeg[k]+1;j<=MAXBIT;j++) {      Use the recurrence to get other val-
    ipp=ip[k];                               ues.
    i=iu[j-mdeg[k]][k];
    i ^= (i >> mdeg[k]);
    for (l=mdeg[k]-1;l>=1;l--) {
      if (ipp & 1) i ^= iu[j-1][k];
      ipp >>= 1;
    }
    iu[j][k]=i;
  }
}
} else {                                     Calculate the next vector in the se-
  im=in++;                                   quence.
  for (j=1;j<=MAXBIT;j++) {                 Find the rightmost zero bit.
    if (!(im & 1)) break;
    im >>= 1;
  }
  if (j > MAXBIT) nrerror("MAXBIT too small in sobseq");
  im=(j-1)*MAXDIM;
  for (k=1;k<=IMIN(*n,MAXDIM);k++) {       XOR the appropriate direction num-
    ix[k] ^= iv[im+k];                       ber into each component of the
    x[k]=ix[k]*fac;                           vector and convert to a floating
  }                                             number.
}
}
}

```

How good is a Sobol' sequence, anyway? For Monte Carlo integration of a smooth function in  $n$  dimensions, the answer is that the fractional error will decrease with  $N$ , the number of samples, as  $(\ln N)^n/N$ , i.e., almost as fast as  $1/N$ . As an example, let us integrate a function that is nonzero inside a torus (doughnut) in three-dimensional space. If the major radius of the torus is  $R_0$ , the minor radial coordinate  $r$  is defined by

$$r = \left( [(x^2 + y^2)^{1/2} - R_0]^2 + z^2 \right)^{1/2} \quad (7.7.4)$$

Let us try the function

$$f(x, y, z) = \begin{cases} 1 + \cos\left(\frac{\pi r^2}{a^2}\right) & r < r_0 \\ 0 & r \geq r_0 \end{cases} \quad (7.7.5)$$

which can be integrated analytically in cylindrical coordinates, giving

$$\int \int \int dx dy dz f(x, y, z) = 2\pi^2 a^2 R_0 \quad (7.7.6)$$

With parameters  $R_0 = 0.6$ ,  $r_0 = 0.3$ , we did 100 successive Monte Carlo integrations of equation (7.7.4), sampling uniformly in the region  $-1 < x, y, z < 1$ , for the two cases of uncorrelated random points and the Sobol' sequence generated by the routine `sobseq`. Figure 7.7.2 shows the results, plotting the r.m.s. average error of the 100 integrations as a function of the number of points sampled. (For any *single* integration, the error of course wanders from positive to negative, or vice versa, so a logarithmic plot of fractional error is not very informative.) The thin, dashed curve corresponds to uncorrelated random points and shows the familiar  $N^{-1/2}$  asymptotics. The thin, solid gray curve shows the result for the Sobol'

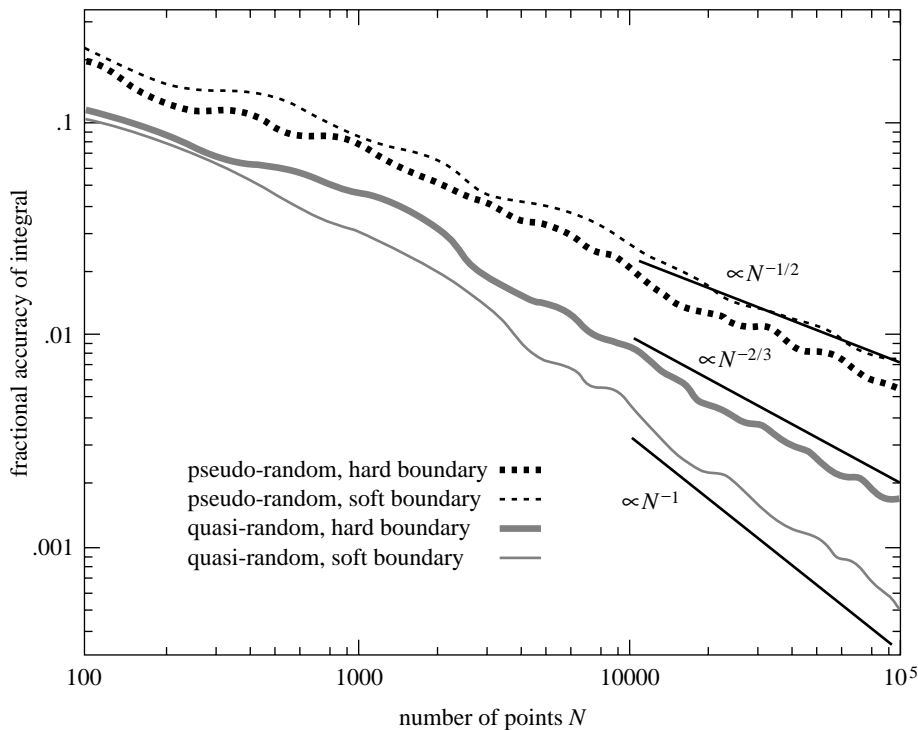


Figure 7.7.2. Fractional accuracy of Monte Carlo integrations as a function of number of points sampled, for two different integrands and two different methods of choosing random points. The quasi-random Sobol' sequence converges much more rapidly than a conventional pseudo-random sequence. Quasi-random sampling does better when the integrand is smooth ("soft boundary") than when it has step discontinuities ("hard boundary"). The curves shown are the r.m.s. average of 100 trials.

sequence. The logarithmic term in the expected  $(\ln N)^3/N$  is readily apparent as curvature in the curve, but the asymptotic  $N^{-1}$  is unmistakable.

To understand the importance of Figure 7.7.2, suppose that a Monte Carlo integration of  $f$  with 1% accuracy is desired. The Sobol' sequence achieves this accuracy in a few thousand samples, while pseudorandom sampling requires nearly 100,000 samples. The ratio would be even greater for higher desired accuracies.

A different, not quite so favorable, case occurs when the function being integrated has hard (discontinuous) boundaries inside the sampling region, for example the function that is one inside the torus, zero outside,

$$f(x, y, z) = \begin{cases} 1 & r < r_0 \\ 0 & r \geq r_0 \end{cases} \quad (7.7.7)$$

where  $r$  is defined in equation (7.7.4). Not by coincidence, this function has the same analytic integral as the function of equation (7.7.5), namely  $2\pi^2 a^2 R_0$ .

The carefully hierarchical Sobol' sequence is based on a set of Cartesian grids, but the boundary of the torus has no particular relation to those grids. The result is that it is essentially random whether sampled points in a thin layer at the surface of the torus, containing on the order of  $N^{2/3}$  points, come out to be inside, or outside, the torus. The square root law, applied to this thin layer, gives  $N^{1/3}$  fluctuations in the sum, or  $N^{-2/3}$  fractional error in the Monte Carlo integral. One sees this behavior verified in Figure 7.7.2 by the thicker gray curve. The thicker dashed curve in Figure 7.7.2 is the result of integrating the function of equation (7.7.7) using independent random points. While the advantage of the Sobol' sequence is not quite so dramatic as in the case of a smooth function, it can nonetheless be a significant factor ( $\sim 5$ ) even at modest accuracies like 1%, and greater at higher accuracies.

Note that we have not provided the routine `sobseq` with a means of starting the sequence at a point other than the beginning, but this feature would be easy to add. Once the initialization of the direction numbers `iv` has been done, the  $j$ th point can be obtained directly by XORing together those direction numbers corresponding to nonzero bits in the Gray code of  $j$ , as described above.

## The Latin Hypercube

We might here give passing mention the unrelated technique of *Latin square* or *Latin hypercube* sampling, which is useful when you must sample an  $N$ -dimensional space *exceedingly* sparsely, at  $M$  points. For example, you may want to test the crashworthiness of cars as a simultaneous function of 4 different design parameters, but with a budget of only three expendable cars. (The issue is not whether this is a good plan — it isn't — but rather how to make the best of the situation!)

The idea is to partition each design parameter (dimension) into  $M$  segments, so that the whole space is partitioned into  $M^N$  cells. (You can choose the segments in each dimension to be equal or unequal, according to taste.) With 4 parameters and 3 cars, for example, you end up with  $3 \times 3 \times 3 \times 3 = 81$  cells.

Next, choose  $M$  cells to contain the sample points by the following algorithm: Randomly choose one of the  $M^N$  cells for the first point. Now eliminate all cells that agree with this point on *any* of its parameters (that is, cross out all cells in the same row, column, etc.), leaving  $(M - 1)^N$  candidates. Randomly choose one of these, eliminate new rows and columns, and continue the process until there is only one cell left, which then contains the final sample point.

The result of this construction is that *each* design parameter will have been tested in *every one* of its subranges. If the response of the system under test is dominated by *one* of the design parameters, that parameter will be found with this sampling technique. On the other hand, if there is an important interaction among different design parameters, then the Latin hypercube gives no particular advantage. Use with care.

### CITED REFERENCES AND FURTHER READING:

- Halton, J.H. 1960, *Numerische Mathematik*, vol. 2, pp. 84–90. [1]  
 Bratley P., and Fox, B.L. 1988, *ACM Transactions on Mathematical Software*, vol. 14, pp. 88–100. [2]  
 Lambert, J.P. 1988, in *Numerical Mathematics – Singapore 1988*, ISNM vol. 86, R.P. Agarwal, Y.M. Chow, and S.J. Wilson, eds. (Basel: Birkhäuser), pp. 273–284.  
 Niederreiter, H. 1988, in *Numerical Integration III*, ISNM vol. 85, H. Brass and G. Hämmerlin, eds. (Basel: Birkhäuser), pp. 157–171.  
 Sobol', I.M. 1967, *USSR Computational Mathematics and Mathematical Physics*, vol. 7, no. 4, pp. 86–112. [3]  
 Antonov, I.A., and Saleev, V.M. 1979, *USSR Computational Mathematics and Mathematical Physics*, vol. 19, no. 1, pp. 252–256. [4]  
 Dunn, O.J., and Clark, V.A. 1974, *Applied Statistics: Analysis of Variance and Regression* (New York, Wiley) [discusses Latin Square].

## 7.8 Adaptive and Recursive Monte Carlo Methods

This section discusses more advanced techniques of Monte Carlo integration. As examples of the use of these techniques, we include two rather different, fairly sophisticated, multidimensional Monte Carlo codes: `vegas` [1,2], and `miser` [3]. The techniques that we discuss all fall under the general rubric of *reduction of variance* (§7.6), but are otherwise quite distinct.

### Importance Sampling

The use of *importance sampling* was already implicit in equations (7.6.6) and (7.6.7). We now return to it in a slightly more formal way. Suppose that an integrand  $f$  can be written as the product of a function  $h$  that is almost constant times another, positive, function  $g$ . Then its integral over a multidimensional volume  $V$  is

$$\int f dV = \int (f/g) g dV = \int h g dV \quad (7.8.1)$$

In equation (7.6.7) we interpreted equation (7.8.1) as suggesting a change of variable to  $G$ , the indefinite integral of  $g$ . That made  $g dV$  a perfect differential. We then proceeded to use the basic theorem of Monte Carlo integration, equation (7.6.1). A more general interpretation of equation (7.8.1) is that we can integrate  $f$  by instead sampling  $h$  — not, however, with uniform probability density  $dV$ , but rather with nonuniform density  $g dV$ . In this second interpretation, the first interpretation follows as the special case, where the *means* of generating the nonuniform sampling of  $g dV$  is via the transformation method, using the indefinite integral  $G$  (see §7.2).

More directly, one can go back and generalize the basic theorem (7.6.1) to the case of nonuniform sampling: Suppose that points  $x_i$  are chosen within the volume  $V$  with a probability density  $p$  satisfying

$$\int p dV = 1 \quad (7.8.2)$$

The generalized fundamental theorem is that the integral of any function  $f$  is estimated, using  $N$  sample points  $x_1, \dots, x_N$ , by

$$I \equiv \int f dV = \int \frac{f}{p} p dV \approx \left\langle \frac{f}{p} \right\rangle \pm \sqrt{\frac{\langle f^2/p^2 \rangle - \langle f/p \rangle^2}{N}} \quad (7.8.3)$$

where angle brackets denote arithmetic means over the  $N$  points, exactly as in equation (7.6.2). As in equation (7.6.1), the “plus-or-minus” term is a one standard deviation error estimate. Notice that equation (7.6.1) is in fact the special case of equation (7.8.3), with  $p = \text{constant} = 1/V$ .

What is the best choice for the sampling density  $p$ ? Intuitively, we have already seen that the idea is to make  $h = f/p$  as close to constant as possible. We can be more rigorous by focusing on the numerator inside the square root in equation (7.8.3), which is the variance per sample point. Both angle brackets are themselves Monte Carlo estimators of integrals, so we can write

$$S \equiv \left\langle \frac{f^2}{p^2} \right\rangle - \left\langle \frac{f}{p} \right\rangle^2 \approx \int \frac{f^2}{p^2} p dV - \left[ \int \frac{f}{p} p dV \right]^2 = \int \frac{f^2}{p} dV - \left[ \int f dV \right]^2 \quad (7.8.4)$$

We now find the optimal  $p$  subject to the constraint equation (7.8.2) by the functional variation

$$0 = \frac{\delta}{\delta p} \left( \int \frac{f^2}{p} dV - \left[ \int f dV \right]^2 + \lambda \int p dV \right) \quad (7.8.5)$$

## 7.8 Adaptive and Recursive Monte Carlo Methods

This section discusses more advanced techniques of Monte Carlo integration. As examples of the use of these techniques, we include two rather different, fairly sophisticated, multidimensional Monte Carlo codes: `vegas` [1,2], and `miser` [3]. The techniques that we discuss all fall under the general rubric of *reduction of variance* (§7.6), but are otherwise quite distinct.

### Importance Sampling

The use of *importance sampling* was already implicit in equations (7.6.6) and (7.6.7). We now return to it in a slightly more formal way. Suppose that an integrand  $f$  can be written as the product of a function  $h$  that is almost constant times another, positive, function  $g$ . Then its integral over a multidimensional volume  $V$  is

$$\int f dV = \int (f/g) g dV = \int h g dV \quad (7.8.1)$$

In equation (7.6.7) we interpreted equation (7.8.1) as suggesting a change of variable to  $G$ , the indefinite integral of  $g$ . That made  $g dV$  a perfect differential. We then proceeded to use the basic theorem of Monte Carlo integration, equation (7.6.1). A more general interpretation of equation (7.8.1) is that we can integrate  $f$  by instead sampling  $h$  — not, however, with uniform probability density  $dV$ , but rather with nonuniform density  $g dV$ . In this second interpretation, the first interpretation follows as the special case, where the *means* of generating the nonuniform sampling of  $g dV$  is via the transformation method, using the indefinite integral  $G$  (see §7.2).

More directly, one can go back and generalize the basic theorem (7.6.1) to the case of nonuniform sampling: Suppose that points  $x_i$  are chosen within the volume  $V$  with a probability density  $p$  satisfying

$$\int p dV = 1 \quad (7.8.2)$$

The generalized fundamental theorem is that the integral of any function  $f$  is estimated, using  $N$  sample points  $x_1, \dots, x_N$ , by

$$I \equiv \int f dV = \int \frac{f}{p} p dV \approx \left\langle \frac{f}{p} \right\rangle \pm \sqrt{\frac{\langle f^2/p^2 \rangle - \langle f/p \rangle^2}{N}} \quad (7.8.3)$$

where angle brackets denote arithmetic means over the  $N$  points, exactly as in equation (7.6.2). As in equation (7.6.1), the “plus-or-minus” term is a one standard deviation error estimate. Notice that equation (7.6.1) is in fact the special case of equation (7.8.3), with  $p = \text{constant} = 1/V$ .

What is the best choice for the sampling density  $p$ ? Intuitively, we have already seen that the idea is to make  $h = f/p$  as close to constant as possible. We can be more rigorous by focusing on the numerator inside the square root in equation (7.8.3), which is the variance per sample point. Both angle brackets are themselves Monte Carlo estimators of integrals, so we can write

$$S \equiv \left\langle \frac{f^2}{p^2} \right\rangle - \left\langle \frac{f}{p} \right\rangle^2 \approx \int \frac{f^2}{p^2} p dV - \left[ \int \frac{f}{p} p dV \right]^2 = \int \frac{f^2}{p} dV - \left[ \int f dV \right]^2 \quad (7.8.4)$$

We now find the optimal  $p$  subject to the constraint equation (7.8.2) by the functional variation

$$0 = \frac{\delta}{\delta p} \left( \int \frac{f^2}{p} dV - \left[ \int f dV \right]^2 + \lambda \int p dV \right) \quad (7.8.5)$$

with  $\lambda$  a Lagrange multiplier. Note that the middle term does not depend on  $p$ . The variation (which comes inside the integrals) gives  $0 = -f^2/p^2 + \lambda$  or

$$p = \frac{|f|}{\sqrt{\lambda}} = \frac{|f|}{\int |f| dV} \quad (7.8.6)$$

where  $\lambda$  has been chosen to enforce the constraint (7.8.2).

If  $f$  has one sign in the region of integration, then we get the obvious result that the optimal choice of  $p$  — if one can figure out a practical way of effecting the sampling — is that it be proportional to  $|f|$ . Then the variance is reduced to zero. Not so obvious, but seen to be true, is the fact that  $p \propto |f|$  is optimal even if  $f$  takes on both signs. In that case the variance per sample point (from equations 7.8.4 and 7.8.6) is

$$S = S_{\text{optimal}} = \left( \int |f| dV \right)^2 - \left( \int f dV \right)^2 \quad (7.8.7)$$

One curiosity is that one can add a constant to the integrand to make it all of one sign, since this changes the integral by a known amount, constant  $\times V$ . Then, the optimal choice of  $p$  always gives zero variance, that is, a perfectly accurate integral! The resolution of this seeming paradox (already mentioned at the end of §7.6) is that perfect knowledge of  $p$  in equation (7.8.6) requires perfect knowledge of  $\int |f| dV$ , which is tantamount to already knowing the integral you are trying to compute!

If your function  $f$  takes on a known constant value in most of the volume  $V$ , it is certainly a good idea to add a constant so as to make that value zero. Having done that, the accuracy attainable by importance sampling depends in practice not on how small equation (7.8.7) is, but rather on how small is equation (7.8.4) for an *implementable*  $p$ , likely only a crude approximation to the ideal.

## Stratified Sampling

The idea of *stratified sampling* is quite different from importance sampling. Let us expand our notation slightly and let  $\langle\langle f \rangle\rangle$  denote the true average of the function  $f$  over the volume  $V$  (namely the integral divided by  $V$ ), while  $\langle f \rangle$  denotes as before the simplest (uniformly sampled) Monte Carlo *estimator* of that average:

$$\langle\langle f \rangle\rangle \equiv \frac{1}{V} \int f dV \quad \langle f \rangle \equiv \frac{1}{N} \sum_i f(x_i) \quad (7.8.8)$$

The variance of the estimator,  $\text{Var}(\langle f \rangle)$ , which measures the square of the error of the Monte Carlo integration, is asymptotically related to the variance of the function,  $\text{Var}(f) \equiv \langle\langle f^2 \rangle\rangle - \langle\langle f \rangle\rangle^2$ , by the relation

$$\text{Var}(\langle f \rangle) = \frac{\text{Var}(f)}{N} \quad (7.8.9)$$

(compare equation 7.6.1).

Suppose we divide the volume  $V$  into two equal, disjoint subvolumes, denoted  $a$  and  $b$ , and sample  $N/2$  points in each subvolume. Then another estimator for  $\langle\langle f \rangle\rangle$ , different from equation (7.8.8), which we denote  $\langle f \rangle'$ , is

$$\langle f \rangle' \equiv \frac{1}{2} (\langle f \rangle_a + \langle f \rangle_b) \quad (7.8.10)$$

in other words, the mean of the sample averages in the two half-regions. The variance of estimator (7.8.10) is given by

$$\begin{aligned} \text{Var}(\langle f \rangle') &= \frac{1}{4} [\text{Var}(\langle f \rangle_a) + \text{Var}(\langle f \rangle_b)] \\ &= \frac{1}{4} \left[ \frac{\text{Var}_a(f)}{N/2} + \frac{\text{Var}_b(f)}{N/2} \right] \\ &= \frac{1}{2N} [\text{Var}_a(f) + \text{Var}_b(f)] \end{aligned} \quad (7.8.11)$$



Here  $\text{Var}_a(f)$  denotes the variance of  $f$  in subregion  $a$ , that is,  $\langle\langle f^2 \rangle\rangle_a - \langle\langle f \rangle\rangle_a^2$ , and correspondingly for  $b$ .

From the definitions already given, it is not difficult to prove the relation

$$\text{Var}(f) = \frac{1}{2} [\text{Var}_a(f) + \text{Var}_b(f)] + \frac{1}{4} (\langle\langle f \rangle\rangle_a - \langle\langle f \rangle\rangle_b)^2 \quad (7.8.12)$$

(In physics, this formula for combining second moments is the “parallel axis theorem.”) Comparing equations (7.8.9), (7.8.11), and (7.8.12), one sees that the stratified (into two subvolumes) sampling gives a variance that is never larger than the simple Monte Carlo case — and smaller whenever the means of the stratified samples,  $\langle\langle f \rangle\rangle_a$  and  $\langle\langle f \rangle\rangle_b$ , are different.

We have not yet exploited the possibility of sampling the two subvolumes with *different numbers* of points, say  $N_a$  in subregion  $a$  and  $N_b \equiv N - N_a$  in subregion  $b$ . Let us do so now. Then the variance of the estimator is

$$\text{Var}(\langle f \rangle') = \frac{1}{4} \left[ \frac{\text{Var}_a(f)}{N_a} + \frac{\text{Var}_b(f)}{N - N_a} \right] \quad (7.8.13)$$

which is minimized (one can easily verify) when

$$\frac{N_a}{N} = \frac{\sigma_a}{\sigma_a + \sigma_b} \quad (7.8.14)$$

Here we have adopted the shorthand notation  $\sigma_a \equiv [\text{Var}_a(f)]^{1/2}$ , and correspondingly for  $b$ . If  $N_a$  satisfies equation (7.8.14), then equation (7.8.13) reduces to

$$\text{Var}(\langle f \rangle') = \frac{(\sigma_a + \sigma_b)^2}{4N} \quad (7.8.15)$$

Equation (7.8.15) reduces to equation (7.8.9) if  $\text{Var}(f) = \text{Var}_a(f) = \text{Var}_b(f)$ , in which case stratifying the sample makes no difference.

A standard way to generalize the above result is to consider the volume  $V$  divided into more than two equal subregions. One can readily obtain the result that the optimal allocation of sample points among the regions is to have the number of points in each region  $j$  proportional to  $\sigma_j$  (that is, the square root of the variance of the function  $f$  in that subregion). In spaces of high dimensionality (say  $d \gtrsim 4$ ) this is not in practice very useful, however. Dividing a volume into  $K$  segments along each dimension implies  $K^d$  subvolumes, typically much too large a number when one contemplates estimating all the corresponding  $\sigma_j$ 's.

## Mixed Strategies

Importance sampling and stratified sampling seem, at first sight, inconsistent with each other. The former concentrates sample points where the magnitude of the integrand  $|f|$  is largest, that latter where the variance of  $f$  is largest. How can both be right?

The answer is that (like so much else in life) it all depends on what you know and how well you know it. Importance sampling depends on already knowing some approximation to your integral, so that you are able to generate random points  $x_i$  with the desired probability density  $p$ . To the extent that your  $p$  is not ideal, you are left with an error that decreases only as  $N^{-1/2}$ . Things are particularly bad if your  $p$  is far from ideal in a region where the integrand  $f$  is changing rapidly, since then the sampled function  $h = f/p$  will have a large variance. Importance sampling works by smoothing the values of the sampled function  $h$ , and is effective only to the extent that you succeed in this.

Stratified sampling, by contrast, does not necessarily require that you know anything about  $f$ . Stratified sampling works by smoothing out the fluctuations of the *number* of points in subregions, not by smoothing the values of the points. The simplest stratified strategy, dividing  $V$  into  $N$  equal subregions and choosing one point randomly in each subregion, already gives a method whose error decreases asymptotically as  $N^{-1}$ , much faster than  $N^{-1/2}$ . (Note that quasi-random numbers, §7.7, are another way of smoothing fluctuations in the density of points, giving nearly as good a result as the “blind” stratification strategy.)

However, “asymptotically” is an important caveat: For example, if the integrand is negligible in all but a single subregion, then the resulting one-sample integration is all but

useless. Information, even very crude, allowing importance sampling to put many points in the active subregion would be much better than blind stratified sampling.

Stratified sampling really comes into its own if you have some way of estimating the variances, so that you can put unequal numbers of points in different subregions, according to (7.8.14) or its generalizations, *and* if you can find a way of dividing a region into a practical number of subregions (notably *not*  $K^d$  with large dimension  $d$ ), while yet significantly reducing the variance of the function in each subregion compared to its variance in the full volume. Doing this requires a lot of knowledge about  $f$ , though different knowledge from what is required for importance sampling.

In practice, importance sampling and stratified sampling are not incompatible. In many, if not most, cases of interest, the integrand  $f$  is small everywhere in  $V$  except for a small fractional volume of “active regions.” In these regions the magnitude of  $|f|$  and the standard deviation  $\sigma = [\text{Var}(f)]^{1/2}$  are comparable in size, so both techniques will give about the same concentration of points. In more sophisticated implementations, it is also possible to “nest” the two techniques, so that (e.g.) importance sampling on a crude grid is followed by stratification within each grid cell.

### Adaptive Monte Carlo: VEGAS

The VEGAS algorithm, invented by Peter Lepage [1,2], is widely used for multidimensional integrals that occur in elementary particle physics. VEGAS is primarily based on importance sampling, but it also does some stratified sampling if the dimension  $d$  is small enough to avoid  $K^d$  explosion (specifically, if  $(K/2)^d < N/2$ , with  $N$  the number of sample points). The basic technique for importance sampling in VEGAS is to construct, adaptively, a multidimensional weight function  $g$  that is *separable*,

$$p \propto g(x, y, z, \dots) = g_x(x)g_y(y)g_z(z) \dots \quad (7.8.16)$$

Such a function avoids the  $K^d$  explosion in two ways: (i) It can be stored in the computer as  $d$  separate one-dimensional functions, each defined by  $K$  tabulated values, say — so that  $K \times d$  replaces  $K^d$ . (ii) It can be sampled as a probability density by consecutively sampling the  $d$  one-dimensional functions to obtain coordinate vector components  $(x, y, z, \dots)$ .

The optimal separable weight function can be shown to be [1]

$$g_x(x) \propto \left[ \int dy \int dz \dots \frac{f^2(x, y, z, \dots)}{g_y(y)g_z(z) \dots} \right]^{1/2} \quad (7.8.17)$$

(and correspondingly for  $y, z, \dots$ ). Notice that this reduces to  $g \propto |f|$  (7.8.6) in one dimension. Equation (7.8.17) immediately suggests VEGAS’ adaptive strategy: Given a set of  $g$ -functions (initially all constant, say), one samples the function  $f$ , accumulating not only the overall estimator of the integral, but also the  $Kd$  estimators ( $K$  subdivisions of the independent variable in each of  $d$  dimensions) of the right-hand side of equation (7.8.17). These then determine improved  $g$  functions for the next iteration.

When the integrand  $f$  is concentrated in one, or at most a few, regions in  $d$ -space, then the weight function  $g$ ’s quickly become large at coordinate values that are the projections of these regions onto the coordinate axes. The accuracy of the Monte Carlo integration is then enormously enhanced over what simple Monte Carlo would give.

The weakness of VEGAS is the obvious one: To the extent that the projection of the function  $f$  onto individual coordinate directions is uniform, VEGAS gives no concentration of sample points in those dimensions. The worst case for VEGAS, e.g., is an integrand that is concentrated close to a body diagonal line, e.g., one from  $(0, 0, 0, \dots)$  to  $(1, 1, 1, \dots)$ . Since this geometry is completely nonseparable, VEGAS can give no advantage at all. More generally, VEGAS may not do well when the integrand is concentrated in one-dimensional (or higher) curved trajectories (or hypersurfaces), unless these happen to be oriented close to the coordinate directions.

The routine `vegas` that follows is essentially Lepage’s standard version, minimally modified to conform to our conventions. (We thank Lepage for permission to reproduce the program here.) For consistency with other versions of the VEGAS algorithm in circulation,

we have preserved original variable names. The parameter NDMX is what we have called  $K$ , the maximum number of increments along each axis; MXDIM is the maximum value of  $d$ ; some other parameters are explained in the comments.

The `vegas` routine performs  $m = \text{itmx}$  statistically independent evaluations of the desired integral, each with  $N = \text{ncall}$  function evaluations. While statistically independent, these iterations do assist each other, since each one is used to refine the sampling grid for the next one. The results of all iterations are combined into a single best answer, and its estimated error, by the relations

$$I_{\text{best}} = \frac{\sum_{i=1}^m I_i}{\sum_{i=1}^m \frac{1}{\sigma_i^2}} \quad \sigma_{\text{best}} = \left( \sum_{i=1}^m \frac{1}{\sigma_i^2} \right)^{-1/2} \quad (7.8.18)$$

Also returned is the quantity

$$\chi^2/m \equiv \frac{1}{m-1} \sum_{i=1}^m \frac{(I_i - I_{\text{best}})^2}{\sigma_i^2} \quad (7.8.19)$$

If this is significantly larger than 1, then the results of the iterations are statistically inconsistent, and the answers are suspect.

The input flag `init` can be used to advantage. One might have a call with `init=0`, `ncall=1000`, `itmx=5` immediately followed by a call with `init=1`, `ncall=100000`, `itmx=1`. The effect would be to develop a sampling grid over 5 iterations of a small number of samples, then to do a single high accuracy integration on the optimized grid.

Note that the user-supplied integrand function, `fxn`, has an argument `wgt` in addition to the expected evaluation point `x`. In most applications you ignore `wgt` inside the function. Occasionally, however, you may want to integrate some additional function or functions along with the principal function  $f$ . The integral of any such function  $g$  can be estimated by

$$I_g = \sum_i w_i g(\mathbf{x}) \quad (7.8.20)$$

where the  $w_i$ 's and  $\mathbf{x}$ 's are the arguments `wgt` and `x`, respectively. It is straightforward to accumulate this sum inside your function `fxn`, and to pass the answer back to your main program via global variables. Of course,  $g(\mathbf{x})$  had better resemble the principal function  $f$  to some degree, since the sampling will be optimized for  $f$ .

```
#include <stdio.h>
#include <math.h>
#include "nrutil.h"
#define ALPH 1.5
#define NDMX 50
#define MXDIM 10
#define TINY 1.0e-30
```

```
extern long idum;           For random number initialization in main.
```

```
void vegas(float regn[], int ndim, float (*fxn)(float [], float), int init,
          unsigned long ncall, int itmx, int nprn, float *tgral, float *sd,
          float *chi2a)
```

Performs Monte Carlo integration of a user-supplied `ndim`-dimensional function `fxn` over a rectangular volume specified by `regn[1..2*ndim]`, a vector consisting of `ndim` "lower left" coordinates of the region followed by `ndim` "upper right" coordinates. The integration consists of `itmx` iterations, each with approximately `ncall` calls to the function. After each iteration the grid is refined; more than 5 or 10 iterations are rarely useful. The input flag `init` signals whether this call is a new start, or a subsequent call for additional iterations (see comments below). The input flag `nprn` (normally 0) controls the amount of diagnostic output. Returned answers are `tgral` (the best estimate of the integral), `sd` (its standard deviation), and `chi2a` ( $\chi^2$  per degree of freedom, an indicator of whether consistent results are being obtained). See text for further details.

```
{
    float ran2(long *idum);
```

```

void rebin(float rc, int nd, float r[], float xin[], float xi[]);
static int i,it,j,k,mds,ndo,ng,npg,ia[MXDIM+1],kg[MXDIM+1];
static float calls,dv2g,dxg,f,f2,f2b,fb,rc,ti,tsi,wgt,xjac,xn,xnd,xo;
static float d[NDMX+1][MXDIM+1],di[NDMX+1][MXDIM+1],dt[MXDIM+1],
    dx[MXDIM+1],r[NDMX+1],x[MXDIM+1],xi[MXDIM+1][NDMX+1],xin[NDMX+1];
static double schi,si,swgt;
Best make everything static, allowing restarts.

if (init <= 0) {
    Normal entry. Enter here on a cold start.
    mds=ndo=1;
    Change to mds=0 to disable stratified sampling,
    for (j=1;j<=ndim;j++) xi[j][1]=1.0;
    i.e., use importance sampling only.
}
if (init <= 1) si=swgt=schi=0.0;
Enter here to inherit the grid from a previous call, but not its answers.
if (init <= 2) {
    Enter here to inherit the previous grid and its
    nd=NDMX;
    answers.
    ng=1;
    if (mds) {
        Set up for stratification.
        ng=(int)pow(ncall/2.0+0.25,1.0/ndim);
        mds=1;
        if ((2*ng-NDMX) >= 0) {
            mds = -1;
            npg=ng/NDMX+1;
            nd=ng/npg;
            ng=npg*nd;
        }
    }
    for (k=1,i=1;i<=ndim;i++) k *= ng;
    npg=IMAX(ncall/k,2);
    calls=(float)npg * (float)k;
    dxg=1.0/ng;
    for (dv2g=1,i=1;i<=ndim;i++) dv2g *= dxg;
    dv2g=SQR(calls*dv2g)/npg/npg/(npg-1.0);
    xnd=nd;
    dxg *= xnd;
    xjac=1.0/calls;
    for (j=1;j<=ndim;j++) {
        dx[j]=regn[j+ndim]-regn[j];
        xjac *= dx[j];
    }
    if (nd != ndo) {
        Do binning if necessary.
        for (i=1;i<=IMAX(nd,ndo);i++) r[i]=1.0;
        for (j=1;j<=ndim;j++) rebin(ndo/xnd,nd,r,xin,xi[j]);
        ndo=nd;
    }
    if (nprn >= 0) {
        printf("%s: ndim= %3d ncall= %8.0f\n",
            " Input parameters for vegas",ndim,calls);
        printf("%28s it=%5d itmx=%5d\n", " ",it,itmx);
        printf("%28s nprn=%3d ALPH=%5.2f\n", " ",nprn,ALPH);
        printf("%28s mds=%3d nd=%4d\n", " ",mds,nd);
        for (j=1;j<=ndim;j++) {
            printf("%30s xl[%2d]= %11.4g xu[%2d]= %11.4g\n",
                " ",j,regn[j],j,regn[j+ndim]);
        }
    }
}
}
for (it=1;it<=itmx;it++) {
Main iteration loop. Can enter here (init ≥ 3) to do an additional itmx iterations with
all other parameters unchanged.
    ti=tsi=0.0;
    for (j=1;j<=ndim;j++) {
        kg[j]=1;
        for (i=1;i<=nd;i++) d[i][j]=di[i][j]=0.0;
    }
}

```

Sample page from NUMERICAL RECIPES IN C: THE ART OF SCIENTIFIC COMPUTING (ISBN 0-521-43108-5)  
 Copyright (C) 1988-1992 by Cambridge University Press. Programs Copyright (C) 1988-1992 by Numerical Recipes Software.  
 Permission is granted for internet users to make one paper copy for their own personal use. Further reproduction, or any copying of machine-readable files (including this one), to any server computer, is strictly prohibited. To order Numerical Recipes books or CDROMs, visit website <http://www.nr.com> or call 1-800-872-7423 (North America only), or send email to [directcustserv@cambridge.org](mailto:directcustserv@cambridge.org) (outside North America).

```

}
for (;;) {
  fb=f2b=0.0;
  for (k=1;k<=npg;k++) {
    wgt=xjac;
    for (j=1;j<=ndim;j++) {
      xn=(kg[j]-ran2(&idum))*dxg+1.0;
      ia[j]=IMAX(IMIN((int)(xn),NDMX),1);
      if (ia[j] > 1) {
        xo=xi[j][ia[j]]-xi[j][ia[j]-1];
        rc=xi[j][ia[j]-1]+(xn-ia[j])*xo;
      } else {
        xo=xi[j][ia[j]];
        rc=(xn-ia[j])*xo;
      }
      x[j]=regn[j]+rc*dx[j];
      wgt *= xo*xnd;
    }
    f=wgt*(fxn)(x,wgt);
    f2=f*f;
    fb += f;
    f2b += f2;
    for (j=1;j<=ndim;j++) {
      di[ia[j]][j] += f;
      if (mds >= 0) d[ia[j]][j] += f2;
    }
  }
  f2b=sqrt(f2b*npg);
  f2b=(f2b-fb)*(f2b+fb);
  if (f2b <= 0.0) f2b=TINY;
  ti += fb;
  tsi += f2b;
  if (mds < 0) {
    Use stratified sampling.
    for (j=1;j<=ndim;j++) d[ia[j]][j] += f2b;
  }
  for (k=ndim;k>=1;k--) {
    kg[k] %= ng;
    if (++kg[k] != 1) break;
  }
  if (k < 1) break;
}
tsi *= dv2g;
wgt=1.0/tsi;
si += wgt*ti;
schi += wgt*ti*ti;
swgt += wgt;
*tgral=si/swgt;
*chi2a=(schi-si*(tgral))/(it-0.9999);
if (*chi2a < 0.0) *chi2a = 0.0;
*sd=sqrt(1.0/swgt);
tsi=sqrt(tsi);
if (nprn >= 0) {
  printf("%s %3d : integral = %14.7g +/- %9.2g\n",
    " iteration no.",it,ti,tsi);
  printf("%s integral =%14.7g+/-%9.2g chi**2/IT n = %9.2g\n",
    " all iterations: ",*tgral,*sd,*chi2a);
  if (nprn) {
    for (j=1;j<=ndim;j++) {
      printf(" DATA FOR axis %2d\n",j);
      printf("%6s%13s%11s%13s%11s%13s\n",
        "X","delta i","X","delta i","X","delta i");
      for (i=1+nprn/2;i<=nd;i += nprn/2) {
        printf("%8.5f%12.4g%12.5f%12.4g%12.5f%12.4g\n",
          xi[j][i],di[i][j],xi[j][i+1],

```

Sample page from NUMERICAL RECIPES IN C: THE ART OF SCIENTIFIC COMPUTING (ISBN 0-521-43108-5)  
 Copyright (C) 1988-1992 by Cambridge University Press. Programs Copyright (C) 1988-1992 by Numerical Recipes Software.  
 Permission is granted for internet users to make one paper copy for their own personal use. Further reproduction, or any copying of machine-readable files (including this one), to any server computer, is strictly prohibited. To order Numerical Recipes books or CDROMs, visit website <http://www.nr.com> or call 1-800-872-7423 (North America only), or send email to [directcustserv@cambridge.org](mailto:directcustserv@cambridge.org) (outside North America).

```

        di[i+1][j],xi[j][i+2],di[i+2][j]);
    }
}
}
for (j=1;j<=ndim;j++) {
    xo=d[1][j];
    xn=d[2][j];
    d[1][j]=(xo+xn)/2.0;
    dt[j]=d[1][j];
    for (i=2;i<=nd;i++) {
        rc=xo+xn;
        xo=xn;
        xn=d[i+1][j];
        d[i][j] = (rc+xn)/3.0;
        dt[j] += d[i][j];
    }
    d[nd][j]=(xo+xn)/2.0;
    dt[j] += d[nd][j];
}
for (j=1;j<=ndim;j++) {
    rc=0.0;
    for (i=1;i<=nd;i++) {
        if (d[i][j] < TINY) d[i][j]=TINY;
        r[i]=pow((1.0-d[i][j]/dt[j])/
            (log(dt[j])-log(d[i][j])),ALPH);
        rc += r[i];
    }
    rebin(rc/xnd,nd,r,xin,xi[j]);
}
}
}

```

Refine the grid. Consult references to understand the subtlety of this procedure. The refinement is damped, to avoid rapid, destabilizing changes, and also compressed in range by the exponent ALPH.

```

void rebin(float rc, int nd, float r[], float xin[], float xi[])
Utility routine used by vegas, to rebin a vector of densities xi into new bins defined by a vector r.
{
    int i,k=0;
    float dr=0.0,xn=0.0,xo=0.0;

    for (i=1;i<=nd;i++) {
        while (rc > dr)
            dr += r[++k];
        if (k > 1) xo=xi[k-1];
        xn=xi[k];
        dr -= rc;
        xin[i]=xn-(xn-xo)*dr/r[k];
    }
    for (i=1;i<=nd;i++) xi[i]=xin[i];
    xi[nd]=1.0;
}

```

## Recursive Stratified Sampling

The problem with stratified sampling, we have seen, is that it may not avoid the  $K^d$  explosion inherent in the obvious, Cartesian, tessellation of a  $d$ -dimensional volume. A technique called *recursive stratified sampling* [3] attempts to do this by successive bisections of a volume, not along all  $d$  dimensions, but rather along only one dimension at a time.

The starting points are equations (7.8.10) and (7.8.13), applied to bisections of successively smaller subregions.

Suppose that we have a quota of  $N$  evaluations of the function  $f$ , and want to evaluate  $\langle f \rangle'$  in the rectangular parallelepiped region  $R = (\mathbf{x}_a, \mathbf{x}_b)$ . (We denote such a region by the two coordinate vectors of its diagonally opposite corners.) First, we allocate a fraction  $p$  of  $N$  towards exploring the variance of  $f$  in  $R$ : We sample  $pN$  function values uniformly in  $R$  and accumulate the sums that will give the  $d$  different pairs of variances corresponding to the  $d$  different coordinate directions along which  $R$  can be bisected. In other words, in  $pN$  samples, we estimate  $\text{Var}(f)$  in each of the regions resulting from a possible bisection of  $R$ ,

$$\begin{aligned} R_{ai} &\equiv (\mathbf{x}_a, \mathbf{x}_b - \frac{1}{2}\mathbf{e}_i \cdot (\mathbf{x}_b - \mathbf{x}_a)\mathbf{e}_i) \\ R_{bi} &\equiv (\mathbf{x}_a + \frac{1}{2}\mathbf{e}_i \cdot (\mathbf{x}_b - \mathbf{x}_a)\mathbf{e}_i, \mathbf{x}_b) \end{aligned} \quad (7.8.21)$$

Here  $\mathbf{e}_i$  is the unit vector in the  $i$ th coordinate direction,  $i = 1, 2, \dots, d$ .

Second, we inspect the variances to find the most favorable dimension  $i$  to bisect. By equation (7.8.15), we could, for example, choose that  $i$  for which the sum of the square roots of the variance estimators in regions  $R_{ai}$  and  $R_{bi}$  is minimized. (Actually, as we will explain, we do something slightly different.)

Third, we allocate the remaining  $(1-p)N$  function evaluations between the regions  $R_{ai}$  and  $R_{bi}$ . If we used equation (7.8.15) to choose  $i$ , we should do this allocation according to equation (7.8.14).

We now have two parallelepipeds each with its own allocation of function evaluations for estimating the mean of  $f$ . Our "RSS" algorithm now shows itself to be *recursive*: To evaluate the mean in each region, we go back to the sentence beginning "First,..." in the paragraph above equation (7.8.21). (Of course, when the allocation of points to a region falls below some number, we resort to simple Monte Carlo rather than continue with the recursion.)

Finally, we combine the means, and also estimated variances of the two subvolumes, using equation (7.8.10) and the first line of equation (7.8.11).

This completes the RSS algorithm in its simplest form. Before we describe some additional tricks under the general rubric of "implementation details," we need to return briefly to equations (7.8.13)–(7.8.15) and derive the equations that we actually use instead of these. The right-hand side of equation (7.8.13) applies the familiar scaling law of equation (7.8.9) twice, once to  $a$  and again to  $b$ . This would be correct if the estimates  $\langle f \rangle'_a$  and  $\langle f \rangle'_b$  were each made by simple Monte Carlo, with uniformly random sample points. However, the two estimates of the mean are in fact made recursively. Thus, there is no reason to expect equation (7.8.9) to hold. Rather, we might substitute for equation (7.8.13) the relation,

$$\text{Var}(\langle f \rangle') = \frac{1}{4} \left[ \frac{\text{Var}_a(f)}{N_a^\alpha} + \frac{\text{Var}_b(f)}{(N - N_a)^\alpha} \right] \quad (7.8.22)$$

where  $\alpha$  is an unknown constant  $\geq 1$  (the case of equality corresponding to simple Monte Carlo). In that case, a short calculation shows that  $\text{Var}(\langle f \rangle')$  is minimized when

$$\frac{N_a}{N} = \frac{\text{Var}_a(f)^{1/(1+\alpha)}}{\text{Var}_a(f)^{1/(1+\alpha)} + \text{Var}_b(f)^{1/(1+\alpha)}} \quad (7.8.23)$$

and that its minimum value is

$$\text{Var}(\langle f \rangle') \propto \left[ \text{Var}_a(f)^{1/(1+\alpha)} + \text{Var}_b(f)^{1/(1+\alpha)} \right]^{1+\alpha} \quad (7.8.24)$$

Equations (7.8.22)–(7.8.24) reduce to equations (7.8.13)–(7.8.15) when  $\alpha = 1$ . Numerical experiments to find a self-consistent value for  $\alpha$  find that  $\alpha \approx 2$ . That is, when equation (7.8.23) with  $\alpha = 2$  is used recursively to allocate sample opportunities, the observed variance of the RSS algorithm goes approximately as  $N^{-2}$ , while any other value of  $\alpha$  in equation (7.8.23) gives a poorer fall-off. (The sensitivity to  $\alpha$  is, however, not very great; it is not known whether  $\alpha = 2$  is an analytically justifiable result, or only a useful heuristic.)

The principal difference between `mi ser`'s implementation and the algorithm as described thus far lies in how the variances on the right-hand side of equation (7.8.23) are estimated. We

find empirically that it is somewhat more robust to use the square of the difference of maximum and minimum sampled function values, instead of the genuine second moment of the samples. This estimator is of course increasingly biased with increasing sample size; however, equation (7.8.23) uses it only to compare two subvolumes ( $a$  and  $b$ ) having approximately equal numbers of samples. The “max minus min” estimator proves its worth when the preliminary sampling yields only a single point, or small number of points, in active regions of the integrand. In many realistic cases, these are indicators of nearby regions of even greater importance, and it is useful to let them attract the greater sampling weight that “max minus min” provides.

A second modification embodied in the code is the introduction of a “dithering parameter,” `dith`, whose nonzero value causes subvolumes to be divided not exactly down the middle, but rather into fractions  $0.5 \pm \text{dith}$ , with the sign of the  $\pm$  randomly chosen by a built-in random number routine. Normally `dith` can be set to zero. However, there is a large advantage in taking `dith` to be nonzero if some special symmetry of the integrand puts the active region exactly at the midpoint of the region, or at the center of some power-of-two submultiple of the region. One wants to avoid the extreme case of the active region being evenly divided into  $2^d$  abutting corners of a  $d$ -dimensional space. A typical nonzero value of `dith`, on those occasions when it is useful, might be 0.1. Of course, when the dithering parameter is nonzero, we must take the differing sizes of the subvolumes into account; the code does this through the variable `frac1`.

One final feature in the code deserves mention. The RSS algorithm uses a single set of sample points to evaluate equation (7.8.23) in all  $d$  directions. At bottom levels of the recursion, the number of sample points can be quite small. Although rare, it can happen that in one direction all the samples are in one half of the volume; in that case, that direction is ignored as a candidate for bifurcation. Even more rare is the possibility that all of the samples are in one half of the volume in *all* directions. In this case, a random direction is chosen. If this happens too often in your application, then you should increase `MNPT` (see line `if (!jb)...` in the code).

Note that `miser`, as given, returns as `ave` an estimate of the average function value  $\langle\langle f \rangle\rangle$ , not the integral of  $f$  over the region. The routine `vegas`, adopting the other convention, returns as `tgral` the integral. The two conventions are of course trivially related, by equation (7.8.8), since the volume  $V$  of the rectangular region is known.

```
#include <stdlib.h>
#include <math.h>
#include "nrutil.h"
#define PFAC 0.1
#define MNPT 15
#define MNBS 60
#define TINY 1.0e-30
#define BIG 1.0e30
Here PFAC is the fraction of remaining function evaluations used at each stage to explore the
variance of func. At least MNPT function evaluations are performed in any terminal subregion;
a subregion is further bisected only if at least MNBS function evaluations are available. We take
MNBS = 4*MNPT.

static long iran=0;

void miser(float (*func)(float []), float regn[], int ndim, unsigned long npts,
float dith, float *ave, float *var)
Monte Carlo samples a user-supplied ndim-dimensional function func in a rectangular volume
specified by regn[1..2*ndim], a vector consisting of ndim “lower-left” coordinates of the
region followed by ndim “upper-right” coordinates. The function is sampled a total of npts
times, at locations determined by the method of recursive stratified sampling. The mean value
of the function in the region is returned as ave; an estimate of the statistical uncertainty of ave
(square of standard deviation) is returned as var. The input parameter dith should normally
be set to zero, but can be set to (e.g.) 0.1 if func’s active region falls on the boundary of a
power-of-two subdivision of region.
{
    void ranpt(float pt[], float regn[], int n);
    float *regn_temp;
```



```

unsigned long n,npre,npt1,nptr;
int j,jb;
float avel,varl;
float fracl,fval;
float rgl,rgm,rgr,s,sigl,siglb,sigr,sigrb;
float sum,sumb,summ,summ2;
float *fmaxl,*fmaxr,*fminl,*fminr;
float *pt,*rmid;

pt=vector(1,ndim);
if (npts < MNBS) {
    summ=summ2=0.0;
    for (n=1;n<=npts;n++) {
        ranpt(pt,regn,ndim);
        fval>(*func)(pt);
        summ += fval;
        summ2 += fval * fval;
    }
    *ave=summ/npts;
    *var=FMAX(TINY, (summ2-sum*summ/npts)/(npts*npts));
}
else {
    rmid=vector(1,ndim);
    npre=LMAX((unsigned long)(npts*PFAC),MNPT);
    fmaxl=vector(1,ndim);
    fmaxr=vector(1,ndim);
    fminl=vector(1,ndim);
    fminr=vector(1,ndim);
    for (j=1;j<=ndim;j++) {
        iran=(iran*2661+36979) % 175000;
        s=SIGN(dith,(float)(iran-87500));
        rmid[j]=(0.5+s)*regn[j]+(0.5-s)*regn[ndim+j];
        fminl[j]=fminr[j]=BIG;
        fmaxl[j]=fmaxr[j] = -BIG;
    }
    for (n=1;n<=npre;n++) {
        ranpt(pt,regn,ndim);
        fval>(*func)(pt);
        for (j=1;j<=ndim;j++) {
            if (pt[j]<=rmid[j]) {
                fminl[j]=FMIN(fminl[j],fval);
                fmaxl[j]=FMAX(fmaxl[j],fval);
            }
            else {
                fminr[j]=FMIN(fminr[j],fval);
                fmaxr[j]=FMAX(fmaxr[j],fval);
            }
        }
    }
    sumb=BIG;
    for (j=1;j<=ndim;j++) {
        if (fmaxl[j] > fminl[j] && fmaxr[j] > fminr[j]) {
            sigl=FMAX(TINY,pow(fmaxl[j]-fminl[j],2.0/3.0));
            sigr=FMAX(TINY,pow(fmaxr[j]-fminr[j],2.0/3.0));
            sum=sigl+sigr;
            if (sum<=sumb) {
                sumb=sum;
                jb=j;
                siglb=sigl;
                sigrb=sigr;
            }
        }
    }
}

```

Too few points to bisect; do straight Monte Carlo.

Do the preliminary (uniform) sampling.

Initialize the left and right bounds for each dimension.

Loop over the points in the sample.

Find the left and right bounds for each dimension.

Choose which dimension *jb* to bisect.

Equation (7.8.24), see text.

Sample page from NUMERICAL RECIPES IN C: THE ART OF SCIENTIFIC COMPUTING (ISBN 0-521-43108-5)  
 Copyright (C) 1988-1992 by Cambridge University Press. Programs Copyright (C) 1988-1992 by Numerical Recipes Software.  
 Permission is granted for internet users to make one paper copy for their own personal use. Further reproduction, or any copying of machine-readable files (including this one), to any server computer, is strictly prohibited. To order Numerical Recipes books or CDROMs, visit website <http://www.nr.com> or call 1-800-872-7423 (North America only), or send email to [directcustserv@cambridge.org](mailto:directcustserv@cambridge.org) (outside North America).

```

}
free_vector(fminr,1,ndim);
free_vector(fminl,1,ndim);
free_vector(fmaxr,1,ndim);
free_vector(fmaxl,1,ndim);
if (!jb) jb=1+(ndim*iran)/175000;      MNPT may be too small.
rgl=regn[jb];                          Apportion the remaining points between
rgm=rmid[jb];                          left and right.
rgr=regn[ndim+jb];
frac1=fabs((rgm-rgl)/(rgr-rgl));
nptl=(unsigned long)(MNPT+(npts-npre-2*MNPT)*frac1*siglb
/(frac1*siglb+(1.0-frac1)*sigrb));      Equation (7.8.23).
nptr=npts-npre-nptl;
regn_temp=vector(1,2*ndim);            Now allocate and integrate the two sub-
for (j=1;j<=ndim;j++) {                regions.
    regn_temp[j]=regn[j];
    regn_temp[ndim+j]=regn[ndim+j];
}
regn_temp[ndim+jb]=rmid[jb];
miser(func,regn_temp,ndim,nptl,dith,&avel,&varl);
regn_temp[jb]=rmid[jb];                Dispatch recursive call; will return back
regn_temp[ndim+jb]=regn[ndim+jb];      here eventually.
miser(func,regn_temp,ndim,nptr,dith,ave,var);
free_vector(regn_temp,1,2*ndim);
*ave=frac1*avel+(1-frac1)*(*ave);
*var=frac1*frac1*varl+(1-frac1)*(1-frac1)*(*var);
Combine left and right regions by equation (7.8.11) (1st line).
free_vector(rmid,1,ndim);
}
free_vector(pt,1,ndim);
}

```

The `miser` routine calls a short function `ranpt` to get a random point within a specified  $d$ -dimensional region. The following version of `ranpt` makes consecutive calls to a uniform random number generator and does the obvious scaling. One can easily modify `ranpt` to generate its points via the quasi-random routine `sobseq` (§7.7). We find that `miser` with `sobseq` can be considerably more accurate than `miser` with uniform random deviates. Since the use of RSS and the use of quasi-random numbers are completely separable, however, we have not made the code given here dependent on `sobseq`. A similar remark might be made regarding importance sampling, which could in principle be combined with RSS. (One could in principle combine `vegas` and `miser`, although the programming would be intricate.)

```
extern long idum;
```

```
void ranpt(float pt[], float regn[], int n)
Returns a uniformly random point pt in an n-dimensional rectangular region. Used by miser;
calls ran1 for uniform deviates. Your main program should initialize the global variable idum
to a negative seed integer.
{
    float ran1(long *idum);
    int j;

    for (j=1;j<=n;j++)
        pt[j]=regn[j]+(regn[n+j]-regn[j])*ran1(&idum);
}

```

## CITED REFERENCES AND FURTHER READING:

- Hammersley, J.M. and Handscomb, D.C. 1964, *Monte Carlo Methods* (London: Methuen).
- Kalos, M.H. and Whitlock, P.A. 1986, *Monte Carlo Methods* (New York: Wiley).
- Bratley, P., Fox, B.L., and Schrage, E.L. 1983, *A Guide to Simulation* (New York: Springer-Verlag).
- Lepage, G.P. 1978, *Journal of Computational Physics*, vol. 27, pp. 192–203. [1]
- Lepage, G.P. 1980, “VEGAS: An Adaptive Multidimensional Integration Program,” Publication CLNS-80/447, Cornell University. [2]
- Press, W.H., and Farrar, G.R. 1990, *Computers in Physics*, vol. 4, pp. 190–195. [3]

Sample page from NUMERICAL RECIPES IN C: THE ART OF SCIENTIFIC COMPUTING (ISBN 0-521-43108-5)  
Copyright (C) 1988-1992 by Cambridge University Press. Programs Copyright (C) 1988-1992 by Numerical Recipes Software.  
Permission is granted for internet users to make one paper copy for their own personal use. Further reproduction, or any copying of machine-readable files (including this one) to any server computer, is strictly prohibited. To order Numerical Recipes books or CDROMs, visit website <http://www.nr.com> or call 1-800-872-7423 (North America only), or send email to [directcustserv@cambridge.org](mailto:directcustserv@cambridge.org) (outside North America).

# Chapter 8.    Sorting

## 8.0 Introduction

This chapter almost doesn't belong in a book on *numerical* methods. However, some practical knowledge of techniques for sorting is an indispensable part of any good programmer's expertise. We would not want you to consider yourself expert in numerical techniques while remaining ignorant of so basic a subject.

In conjunction with numerical work, sorting is frequently necessary when data (either experimental or numerically generated) are being handled. One has tables or lists of numbers, representing one or more independent (or "control") variables, and one or more dependent (or "measured") variables. One may wish to arrange these data, in various circumstances, in order by one or another of these variables. Alternatively, one may simply wish to identify the "median" value, or the "upper quartile" value of one of the lists of values. This task, closely related to sorting, is called *selection*.

Here, more specifically, are the tasks that this chapter will deal with:

- Sort, i.e., rearrange, an array of numbers into numerical order.
- Rearrange an array into numerical order while performing the corresponding rearrangement of one or more additional arrays, so that the correspondence between elements in all arrays is maintained.
- Given an array, prepare an *index table* for it, i.e., a table of pointers telling which number array element comes first in numerical order, which second, and so on.
- Given an array, prepare a *rank table* for it, i.e., a table telling what is the numerical rank of the first array element, the second array element, and so on.
- Select the  $M$ th largest element from an array.

For the basic task of sorting  $N$  elements, the best algorithms require on the order of several times  $N \log_2 N$  operations. The algorithm inventor tries to reduce the constant in front of this estimate to as small a value as possible. Two of the best algorithms are *Quicksort* (§8.2), invented by the inimitable C.A.R. Hoare, and *Heapsort* (§8.3), invented by J.W.J. Williams.

For large  $N$  (say  $> 1000$ ), Quicksort is faster, on most machines, by a factor of 1.5 or 2; it requires a bit of extra memory, however, and is a moderately complicated program. Heapsort is a true "sort in place," and is somewhat more compact to program and therefore a bit easier to modify for special purposes. On balance, we recommend Quicksort because of its speed, but we implement both routines.

Sample page from NUMERICAL RECIPES IN C: THE ART OF SCIENTIFIC COMPUTING (ISBN 0-521-43108-5)  
Copyright (C) 1988-1992 by Cambridge University Press. Programs Copyright (C) 1988-1992 by Numerical Recipes Software.  
Permission is granted for internet users to make one paper copy for their own personal use. Further reproduction, or any copying of machine-readable files (including this one), to any server computer, is strictly prohibited. To order Numerical Recipes books or CDROMs, visit website <http://www.nr.com> or call 1-800-872-7423 (North America only), or send email to [directcustserv@cambridge.org](mailto:directcustserv@cambridge.org) (outside North America).

For small  $N$  one does better to use an algorithm whose operation count goes as a higher, i.e., poorer, power of  $N$ , if the constant in front is small enough. For  $N < 20$ , roughly, the method of *straight insertion* (§8.1) is concise and fast enough. We include it with some trepidation: It is an  $N^2$  algorithm, whose potential for misuse (by using it for too large an  $N$ ) is great. The resultant waste of computer time is so awesome, that we were tempted not to include any  $N^2$  routine at all. We *will* draw the line, however, at the inefficient  $N^2$  algorithm, beloved of elementary computer science texts, called *bubble sort*. If you know what bubble sort is, wipe it from your mind; if you don't know, make a point of never finding out!

For  $N < 50$ , roughly, *Shell's method* (§8.1), only slightly more complicated to program than straight insertion, is competitive with the more complicated Quicksort on many machines. This method goes as  $N^{3/2}$  in the worst case, but is usually faster.

See references [1,2] for further information on the subject of sorting, and for detailed references to the literature.

#### CITED REFERENCES AND FURTHER READING:

Knuth, D.E. 1973, *Sorting and Searching*, vol. 3 of *The Art of Computer Programming* (Reading, MA: Addison-Wesley). [1]

Sedgewick, R. 1988, *Algorithms*, 2nd ed. (Reading, MA: Addison-Wesley), Chapters 8–13. [2]

## 8.1 Straight Insertion and Shell's Method

*Straight insertion* is an  $N^2$  routine, and should be used only for small  $N$ , say  $< 20$ .

The technique is exactly the one used by experienced card players to sort their cards: Pick out the second card and put it in order with respect to the first; then pick out the third card and insert it into the sequence among the first two; and so on until the last card has been picked out and inserted.

```
void piksrt(int n, float arr[])
Sorts an array arr[1..n] into ascending numerical order, by straight insertion. n is input; arr
is replaced on output by its sorted rearrangement.
{
    int i,j;
    float a;

    for (j=2;j<=n;j++) {                               Pick out each element in turn.
        a=arr[j];
        i=j-1;
        while (i > 0 && arr[i] > a) {                   Look for the place to insert it.
            arr[i+1]=arr[i];
            i--;
        }
        arr[i+1]=a;                                     Insert it.
    }
}
```

What if you also want to rearrange an array `brr` at the same time as you sort `arr`? Simply move an element of `brr` whenever you move an element of `arr`:

For small  $N$  one does better to use an algorithm whose operation count goes as a higher, i.e., poorer, power of  $N$ , if the constant in front is small enough. For  $N < 20$ , roughly, the method of *straight insertion* (§8.1) is concise and fast enough. We include it with some trepidation: It is an  $N^2$  algorithm, whose potential for misuse (by using it for too large an  $N$ ) is great. The resultant waste of computer time is so awesome, that we were tempted not to include any  $N^2$  routine at all. We *will* draw the line, however, at the inefficient  $N^2$  algorithm, beloved of elementary computer science texts, called *bubble sort*. If you know what bubble sort is, wipe it from your mind; if you don't know, make a point of never finding out!

For  $N < 50$ , roughly, *Shell's method* (§8.1), only slightly more complicated to program than straight insertion, is competitive with the more complicated Quicksort on many machines. This method goes as  $N^{3/2}$  in the worst case, but is usually faster.

See references [1,2] for further information on the subject of sorting, and for detailed references to the literature.

#### CITED REFERENCES AND FURTHER READING:

Knuth, D.E. 1973, *Sorting and Searching*, vol. 3 of *The Art of Computer Programming* (Reading, MA: Addison-Wesley). [1]

Sedgewick, R. 1988, *Algorithms*, 2nd ed. (Reading, MA: Addison-Wesley), Chapters 8–13. [2]

## 8.1 Straight Insertion and Shell's Method

*Straight insertion* is an  $N^2$  routine, and should be used only for small  $N$ , say  $< 20$ .

The technique is exactly the one used by experienced card players to sort their cards: Pick out the second card and put it in order with respect to the first; then pick out the third card and insert it into the sequence among the first two; and so on until the last card has been picked out and inserted.

```
void piksrt(int n, float arr[])
Sorts an array arr[1..n] into ascending numerical order, by straight insertion. n is input; arr
is replaced on output by its sorted rearrangement.
{
    int i,j;
    float a;

    for (j=2;j<=n;j++) {                               Pick out each element in turn.
        a=arr[j];
        i=j-1;
        while (i > 0 && arr[i] > a) {                   Look for the place to insert it.
            arr[i+1]=arr[i];
            i--;
        }
        arr[i+1]=a;                                     Insert it.
    }
}
```

What if you also want to rearrange an array `brr` at the same time as you sort `arr`? Simply move an element of `brr` whenever you move an element of `arr`:

```

void piksr2(int n, float arr[], float brr[])
Sorts an array arr[1..n] into ascending numerical order, by straight insertion, while making
the corresponding rearrangement of the array brr[1..n].
{
    int i,j;
    float a,b;

    for (j=2;j<=n;j++) {                Pick out each element in turn.
        a=arr[j];
        b=brr[j];
        i=j-1;
        while (i > 0 && arr[i] > a) {    Look for the place to insert it.
            arr[i+1]=arr[i];
            brr[i+1]=brr[i];
            i--;
        }
        arr[i+1]=a;                      Insert it.
        brr[i+1]=b;
    }
}

```

For the case of rearranging a larger number of arrays by sorting on one of them, see §8.4.

### Shell's Method

This is actually a variant on straight insertion, but a very powerful variant indeed. The rough idea, e.g., for the case of sorting 16 numbers  $n_1 \dots n_{16}$ , is this: First sort, by straight insertion, each of the 8 groups of 2  $(n_1, n_9), (n_2, n_{10}), \dots, (n_8, n_{16})$ . Next, sort each of the 4 groups of 4  $(n_1, n_5, n_9, n_{13}), \dots, (n_4, n_8, n_{12}, n_{16})$ . Next sort the 2 groups of 8 records, beginning with  $(n_1, n_3, n_5, n_7, n_9, n_{11}, n_{13}, n_{15})$ . Finally, sort the whole list of 16 numbers.

Of course, only the *last* sort is *necessary* for putting the numbers into order. So what is the purpose of the previous partial sorts? The answer is that the previous sorts allow numbers efficiently to filter up or down to positions close to their final resting places. Therefore, the straight insertion passes on the final sort rarely have to go past more than a “few” elements before finding the right place. (Think of sorting a hand of cards that are already almost in order.)

The spacings between the numbers sorted on each pass through the data (8,4,2,1 in the above example) are called the *increments*, and a Shell sort is sometimes called a *diminishing increment sort*. There has been a lot of research into how to choose a good set of increments, but the optimum choice is not known. The set  $\dots, 8, 4, 2, 1$  is in fact not a good choice, especially for  $N$  a power of 2. A much better choice is the sequence

$$(3^k - 1)/2, \dots, 40, 13, 4, 1 \quad (8.1.1)$$

which can be generated by the recurrence

$$i_1 = 1, \quad i_{k+1} = 3i_k + 1, \quad k = 1, 2, \dots \quad (8.1.2)$$

It can be shown (see [1]) that for this sequence of increments the number of operations required in all is of order  $N^{3/2}$  for the worst possible ordering of the original data.

For “randomly” ordered data, the operations count goes approximately as  $N^{1.25}$ , at least for  $N < 60000$ . For  $N > 50$ , however, Quicksort is generally faster. The program follows:

```
void shell(unsigned long n, float a[])
Sorts an array a[] into ascending numerical order by Shell's method (diminishing increment
sort). a is replaced on output by its sorted rearrangement. Normally, the argument n should
be set to the size of array a, but if n is smaller than this, then only the first n elements of a
are sorted. This feature is used in selip.
{
    unsigned long i,j,inc;
    float v;
    inc=1;                                Determine the starting increment.
    do {
        inc *= 3;
        inc++;
    } while (inc <= n);
    do {                                    Loop over the partial sorts.
        inc /= 3;
        for (i=inc+1;i<=n;i++) {           Outer loop of straight insertion.
            v=a[i];
            j=i;
            while (a[j-inc] > v) {         Inner loop of straight insertion.
                a[j]=a[j-inc];
                j -= inc;
                if (j <= inc) break;
            }
            a[j]=v;
        }
    } while (inc > 1);
}
```

#### CITED REFERENCES AND FURTHER READING:

- Knuth, D.E. 1973, *Sorting and Searching*, vol. 3 of *The Art of Computer Programming* (Reading, MA: Addison-Wesley), §5.2.1. [1]  
 Sedgewick, R. 1988, *Algorithms*, 2nd ed. (Reading, MA: Addison-Wesley), Chapter 8.

## 8.2 Quicksort

Quicksort is, on most machines, on average, for large  $N$ , the fastest known sorting algorithm. It is a “partition-exchange” sorting method: A “partitioning element”  $a$  is selected from the array. Then by pairwise exchanges of elements, the original array is partitioned into two subarrays. At the end of a round of partitioning, the element  $a$  is in its final place in the array. All elements in the left subarray are  $\leq a$ , while all elements in the right subarray are  $\geq a$ . The process is then repeated on the left and right subarrays independently, and so on.

The partitioning process is carried out by selecting some element, say the leftmost, as the partitioning element  $a$ . Scan a pointer up the array until you find an element  $> a$ , and then scan another pointer down from the end of the array until you find an element  $< a$ . These two elements are clearly out of place for the final partitioned array, so exchange them. Continue this process until the pointers cross. This is the right place to insert  $a$ , and that round of partitioning is done. The



For “randomly” ordered data, the operations count goes approximately as  $N^{1.25}$ , at least for  $N < 60000$ . For  $N > 50$ , however, Quicksort is generally faster. The program follows:

```
void shell(unsigned long n, float a[])
Sorts an array a[] into ascending numerical order by Shell's method (diminishing increment
sort). a is replaced on output by its sorted rearrangement. Normally, the argument n should
be set to the size of array a, but if n is smaller than this, then only the first n elements of a
are sorted. This feature is used in selip.
{
    unsigned long i,j,inc;
    float v;
    inc=1;                                Determine the starting increment.
    do {
        inc *= 3;
        inc++;
    } while (inc <= n);
    do {                                    Loop over the partial sorts.
        inc /= 3;
        for (i=inc+1;i<=n;i++) {           Outer loop of straight insertion.
            v=a[i];
            j=i;
            while (a[j-inc] > v) {         Inner loop of straight insertion.
                a[j]=a[j-inc];
                j -= inc;
                if (j <= inc) break;
            }
            a[j]=v;
        }
    } while (inc > 1);
}
```

#### CITED REFERENCES AND FURTHER READING:

Knuth, D.E. 1973, *Sorting and Searching*, vol. 3 of *The Art of Computer Programming* (Reading, MA: Addison-Wesley), §5.2.1. [1]  
 Sedgewick, R. 1988, *Algorithms*, 2nd ed. (Reading, MA: Addison-Wesley), Chapter 8.

## 8.2 Quicksort

Quicksort is, on most machines, on average, for large  $N$ , the fastest known sorting algorithm. It is a “partition-exchange” sorting method: A “partitioning element”  $a$  is selected from the array. Then by pairwise exchanges of elements, the original array is partitioned into two subarrays. At the end of a round of partitioning, the element  $a$  is in its final place in the array. All elements in the left subarray are  $\leq a$ , while all elements in the right subarray are  $\geq a$ . The process is then repeated on the left and right subarrays independently, and so on.

The partitioning process is carried out by selecting some element, say the leftmost, as the partitioning element  $a$ . Scan a pointer up the array until you find an element  $> a$ , and then scan another pointer down from the end of the array until you find an element  $< a$ . These two elements are clearly out of place for the final partitioned array, so exchange them. Continue this process until the pointers cross. This is the right place to insert  $a$ , and that round of partitioning is done. The

Sample page from NUMERICAL RECIPES IN C: THE ART OF SCIENTIFIC COMPUTING (ISBN 0-521-43108-5)  
 Copyright (C) 1988-1992 by Cambridge University Press. Programs Copyright (C) 1988-1992 by Numerical Recipes Software.  
 Permission is granted for internet users to make one paper copy for their own personal use. Further reproduction, or any copying of machine-readable files (including this one), to any server computer, is strictly prohibited. To order Numerical Recipes books or CDROMs, visit website <http://www.nr.com> or call 1-800-872-7423 (North America only), or send email to [directcustserv@cambridge.org](mailto:directcustserv@cambridge.org) (outside North America).

question of the best strategy when an element is equal to the partitioning element is subtle; we refer you to Sedgewick [1] for a discussion. (Answer: You should stop and do an exchange.)

For speed of execution, we do not implement Quicksort using recursion. Thus the algorithm requires an auxiliary array of storage, of length  $2 \log_2 N$ , which it uses as a push-down stack for keeping track of the pending subarrays. When a subarray has gotten down to some size  $M$ , it becomes faster to sort it by straight insertion (§8.1), so we will do this. The optimal setting of  $M$  is machine dependent, but  $M = 7$  is not too far wrong. Some people advocate leaving the short subarrays unsorted until the end, and then doing one giant insertion sort at the end. Since each element moves at most 7 places, this is just as efficient as doing the sorts immediately, and saves on the overhead. However, on modern machines with paged memory, there is increased overhead when dealing with a large array all at once. We have not found any advantage in saving the insertion sorts till the end.

As already mentioned, Quicksort's *average* running time is fast, but its *worst case* running time can be very slow: For the worst case it is, in fact, an  $N^2$  method! And for the most straightforward implementation of Quicksort it turns out that the worst case is achieved for an input array that is already in order! This ordering of the input array might easily occur in practice. One way to avoid this is to use a little random number generator to choose a random element as the partitioning element. Another is to use instead the median of the first, middle, and last elements of the current subarray.

The great speed of Quicksort comes from the simplicity and efficiency of its inner loop. Simply adding one unnecessary test (for example, a test that your pointer has not moved off the end of the array) can almost double the running time! One avoids such unnecessary tests by placing "sentinels" at either end of the subarray being partitioned. The leftmost sentinel is  $\leq a$ , the rightmost  $\geq a$ . With the "median-of-three" selection of a partitioning element, we can use the two elements that were not the median to be the sentinels for that subarray.

Our implementation closely follows [1]:

```
#include "nrutil.h"
#define SWAP(a,b) temp=(a);(a)=(b);(b)=temp;
#define M 7
#define NSTACK 50
Here M is the size of subarrays sorted by straight insertion and NSTACK is the required auxiliary
storage.

void sort(unsigned long n, float arr[])
Sorts an array arr[1..n] into ascending numerical order using the Quicksort algorithm. n is
input; arr is replaced on output by its sorted rearrangement.
{
    unsigned long i,ir=n,j,k,l=1,*istack;
    int jstack=0;
    float a,temp;

    istack=lvector(1,NSTACK);
    for (;;) {
        Insertion sort when subarray small enough.
        if (ir-l < M) {
            for (j=l+1;j<=ir;j++) {
                a=arr[j];
                for (i=j-1;i>=1;i--) {
                    if (arr[i] <= a) break;
                    arr[i+1]=arr[i];
                }
            }
        }
    }
}
```

```

    }
    arr[i+1]=a;
}
if (jstack == 0) break;
ir=istack[jstack--];
l=istack[jstack--];
} else {
k=(l+ir) >> 1;
SWAP(arr[k],arr[l+1])
if (arr[l] > arr[ir]) {
    SWAP(arr[l],arr[ir])
}
if (arr[l+1] > arr[ir]) {
    SWAP(arr[l+1],arr[ir])
}
if (arr[l] > arr[l+1]) {
    SWAP(arr[l],arr[l+1])
}
i=l+1;
j=ir;
a=arr[l+1];
for (;;) {
    do i++; while (arr[i] < a);
    do j--; while (arr[j] > a);
    if (j < i) break;
    SWAP(arr[i],arr[j]);
}
arr[l+1]=arr[j];
arr[j]=a;
jstack += 2;
Push pointers to larger subarray on stack, process smaller subarray immediately.
if (jstack > NSTACK) nrerror("NSTACK too small in sort.");
if (ir-i+1 >= j-1) {
    istack[jstack]=ir;
    istack[jstack-1]=i;
    ir=j-1;
} else {
    istack[jstack]=j-1;
    istack[jstack-1]=l;
    l=i;
}
}
}
free_lvector(istack,1,NSTACK);
}

```

Pop stack and begin a new round of partitioning.

Choose median of left, center, and right elements as partitioning element a. Also rearrange so that  $a[l] \leq a[l+1] \leq a[ir]$ .

Initialize pointers for partitioning.

Partitioning element.

Beginning of innermost loop.

Scan up to find element > a.

Scan down to find element < a.

Pointers crossed. Partitioning complete.

Exchange elements.

End of innermost loop.

Insert partitioning element.

As usual you can move any other arrays around at the same time as you sort arr. At the risk of being repetitious:

```

#include "nrutil.h"
#define SWAP(a,b) temp=(a);(a)=(b);(b)=temp;
#define M 7
#define NSTACK 50

void sort2(unsigned long n, float arr[], float brr[])
Sorts an array arr[1..n] into ascending order using Quicksort, while making the corresponding
rearrangement of the array brr[1..n].
{
    unsigned long i,ir=n,j,k,l=1,*istack;
    int jstack=0;
    float a,b,temp;

```

```

istack=lvector(1,NSTACK);
for (;;) {
    if (ir-l < M) {
        for (j=l+1;j<=ir;j++) {
            a=arr[j];
            b=brr[j];
            for (i=j-1;i>=l;i--) {
                if (arr[i] <= a) break;
                arr[i+1]=arr[i];
                brr[i+1]=brr[i];
            }
            arr[i+1]=a;
            brr[i+1]=b;
        }
        if (!jstack) {
            free_lvector(istack,1,NSTACK);
            return;
        }
        ir=istack[jstack];
        l=istack[jstack-1];
        jstack -= 2;
    } else {
        k=(l+ir) >> 1;
        SWAP(arr[k],arr[l+1])
        SWAP(brr[k],brr[l+1])
        if (arr[l] > arr[ir]) {
            SWAP(arr[l],arr[ir])
            SWAP(brr[l],brr[ir])
        }
        if (arr[l+1] > arr[ir]) {
            SWAP(arr[l+1],arr[ir])
            SWAP(brr[l+1],brr[ir])
        }
        if (arr[l] > arr[l+1]) {
            SWAP(arr[l],arr[l+1])
            SWAP(brr[l],brr[l+1])
        }
        i=l+1;
        j=ir;
        a=arr[l+1];
        b=brr[l+1];
        for (;;) {
            do i++; while (arr[i] < a);
            do j--; while (arr[j] > a);
            if (j < i) break;
            SWAP(arr[i],arr[j])
            SWAP(brr[i],brr[j])
        }
        arr[l+1]=arr[j];
        arr[j]=a;
        brr[l+1]=brr[j];
        brr[j]=b;
        jstack += 2;
        Push pointers to larger subarray on stack, process smaller subarray immediately.
        if (jstack > NSTACK) nrerror("NSTACK too small in sort2.");
        if (ir-i+1 >= j-1) {
            istack[jstack]=ir;
            istack[jstack-1]=i;
            ir=j-1;
        } else {
            istack[jstack]=j-1;
            istack[jstack-1]=l;
            l=i;
        }
    }
}

```

Insertion sort when subarray small enough.

Pop stack and begin a new round of partitioning.

Choose median of left, center and right elements as partitioning element a. Also rearrange so that  $a[l] \leq a[l+1] \leq a[ir]$ .

Initialize pointers for partitioning.

Partitioning element.

Beginning of innermost loop.

Scan up to find element  $> a$ .

Scan down to find element  $< a$ .

Pointers crossed. Partitioning complete.

Exchange elements of both arrays.

End of innermost loop.

Insert partitioning element in both arrays.

Sample page from NUMERICAL RECIPES IN C: THE ART OF SCIENTIFIC COMPUTING (ISBN 0-521-43108-5)  
 Copyright (C) 1988-1992 by Cambridge University Press. Programs Copyright (C) 1988-1992 by Numerical Recipes Software.  
 Permission is granted for internet users to make one paper copy for their own personal use. Further reproduction, or any copying of machine-readable files (including this one), to any server computer, is strictly prohibited. To order Numerical Recipes books or CDROMs, visit website <http://www.nr.com> or call 1-800-872-7423 (North America only), or send email to [directcustserv@cambridge.org](mailto:directcustserv@cambridge.org) (outside North America).

```

    }
  }
}

```

You could, in principle, rearrange any number of additional arrays along with `brx`, but this becomes wasteful as the number of such arrays becomes large. The preferred technique is to make use of an index table, as described in §8.4.

#### CITED REFERENCES AND FURTHER READING:

Sedgewick, R. 1978, *Communications of the ACM*, vol. 21, pp. 847–857. [1]

## 8.3 Heapsort

While usually not quite as fast as Quicksort, Heapsort is one of our favorite sorting routines. It is a true “in-place” sort, requiring no auxiliary storage. It is an  $N \log_2 N$  process, not only on average, but also for the worst-case order of input data. In fact, its worst case is only 20 percent or so worse than its average running time.

It is beyond our scope to give a complete exposition on the theory of Heapsort. We will mention the general principles, then let you refer to the references [1,2], or analyze the program yourself, if you want to understand the details.

A set of  $N$  numbers  $a_i$ ,  $i = 1, \dots, N$ , is said to form a “heap” if it satisfies the relation

$$a_{j/2} \geq a_j \quad \text{for } 1 \leq j/2 < j \leq N \quad (8.3.1)$$

Here the division in  $j/2$  means “integer divide,” i.e., is an exact integer or else is rounded down to the closest integer. Definition (8.3.1) will make sense if you think of the numbers  $a_i$  as being arranged in a binary tree, with the top, “boss,” node being  $a_1$ , the two “underling” nodes being  $a_2$  and  $a_3$ , *their* four underling nodes being  $a_4$  through  $a_7$ , etc. (See Figure 8.3.1.) In this form, a heap has every “supervisor” greater than or equal to its two “supervisees,” down through the levels of the hierarchy.

If you have managed to rearrange your array into an order that forms a heap, then sorting it is very easy: You pull off the “top of the heap,” which will be the largest element yet unsorted. Then you “promote” to the top of the heap its largest underling. Then you promote *its* largest underling, and so on. The process is like what happens (or is supposed to happen) in a large corporation when the chairman of the board retires. You then repeat the whole process by retiring the new chairman of the board. Evidently the whole thing is an  $N \log_2 N$  process, since each retiring chairman leads to  $\log_2 N$  promotions of underlings.

Well, how do you arrange the array into a heap in the first place? The answer is again a “sift-up” process like corporate promotion. Imagine that the corporation starts out with  $N/2$  employees on the production line, but with no supervisors. Now a supervisor is hired to supervise two workers. If he is less capable than one of his workers, that one is promoted in his place, and he joins the production line. After supervisors are hired, then supervisors of supervisors are hired, and so on up

```

    }
  }
}

```

You could, in principle, rearrange any number of additional arrays along with `brx`, but this becomes wasteful as the number of such arrays becomes large. The preferred technique is to make use of an index table, as described in §8.4.

#### CITED REFERENCES AND FURTHER READING:

Sedgewick, R. 1978, *Communications of the ACM*, vol. 21, pp. 847–857. [1]

## 8.3 Heapsort

While usually not quite as fast as Quicksort, Heapsort is one of our favorite sorting routines. It is a true “in-place” sort, requiring no auxiliary storage. It is an  $N \log_2 N$  process, not only on average, but also for the worst-case order of input data. In fact, its worst case is only 20 percent or so worse than its average running time.

It is beyond our scope to give a complete exposition on the theory of Heapsort. We will mention the general principles, then let you refer to the references [1,2], or analyze the program yourself, if you want to understand the details.

A set of  $N$  numbers  $a_i$ ,  $i = 1, \dots, N$ , is said to form a “heap” if it satisfies the relation

$$a_{j/2} \geq a_j \quad \text{for } 1 \leq j/2 < j \leq N \quad (8.3.1)$$

Here the division in  $j/2$  means “integer divide,” i.e., is an exact integer or else is rounded down to the closest integer. Definition (8.3.1) will make sense if you think of the numbers  $a_i$  as being arranged in a binary tree, with the top, “boss,” node being  $a_1$ , the two “underling” nodes being  $a_2$  and  $a_3$ , *their* four underling nodes being  $a_4$  through  $a_7$ , etc. (See Figure 8.3.1.) In this form, a heap has every “supervisor” greater than or equal to its two “supervisees,” down through the levels of the hierarchy.

If you have managed to rearrange your array into an order that forms a heap, then sorting it is very easy: You pull off the “top of the heap,” which will be the largest element yet unsorted. Then you “promote” to the top of the heap its largest underling. Then you promote *its* largest underling, and so on. The process is like what happens (or is supposed to happen) in a large corporation when the chairman of the board retires. You then repeat the whole process by retiring the new chairman of the board. Evidently the whole thing is an  $N \log_2 N$  process, since each retiring chairman leads to  $\log_2 N$  promotions of underlings.

Well, how do you arrange the array into a heap in the first place? The answer is again a “sift-up” process like corporate promotion. Imagine that the corporation starts out with  $N/2$  employees on the production line, but with no supervisors. Now a supervisor is hired to supervise two workers. If he is less capable than one of his workers, that one is promoted in his place, and he joins the production line. After supervisors are hired, then supervisors of supervisors are hired, and so on up

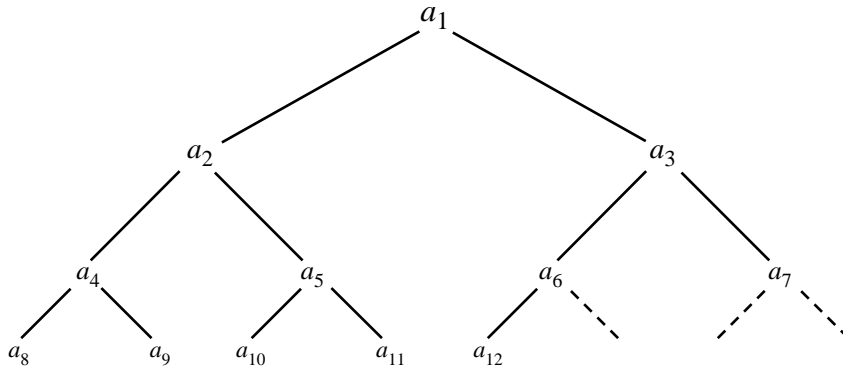


Figure 8.3.1. Ordering implied by a “heap,” here of 12 elements. Elements connected by an upward path are sorted with respect to one another, but there is not necessarily any ordering among elements related only “laterally.”

the corporate ladder. Each employee is brought in at the top of the tree, but then immediately sifted down, with more capable workers promoted until their proper corporate level has been reached.

In the Heapsort implementation, the same “sift-up” code can be used for the initial creation of the heap and for the subsequent retirement-and-promotion phase. One execution of the Heapsort function represents the entire life-cycle of a giant corporation:  $N/2$  workers are hired;  $N/2$  potential supervisors are hired; there is a sifting up in the ranks, a sort of super Peter Principle: in due course, each of the original employees gets promoted to chairman of the board.

```

void hpsort(unsigned long n, float ra[])
Sorts an array ra[1..n] into ascending numerical order using the Heapsort algorithm. n is
input; ra is replaced on output by its sorted rearrangement.
{
    unsigned long i,ir,j,l;
    float rra;

    if (n < 2) return;
    l=(n >> 1)+1;
    ir=n;
    The index l will be decremented from its initial value down to 1 during the “hiring” (heap
    creation) phase. Once it reaches 1, the index ir will be decremented from its initial value
    down to 1 during the “retirement-and-promotion” (heap selection) phase.
    for (;;) {
        if (l > 1) {
            rra=ra[--l];
            Still in hiring phase.
        } else {
            rra=ra[ir];
            ra[ir]=ra[1];
            Retire the top of the heap into it.
            ra[1]=rra;
            Done with the last promotion.
            break;
            The least competent worker of all!
        }
    }
    i=l;
    Whether in the hiring phase or promotion phase, we
    j=l+1;
    here set up to sift down element rra to its proper
    while (j <= ir) {
        level.
        if (j < ir && ra[j] < ra[j+1]) j++;
        Compare to the better underling.
        if (rra < ra[j]) {
            Demote rra.
            ra[i]=ra[j];
        }
    }
}

```

```

        i=j;
        j <<= 1;
    } else break;           Found rra's level. Terminate the sift-down.
}
ra[i]=rra;                 Put rra into its slot.
}
}

```

## CITED REFERENCES AND FURTHER READING:

- Knuth, D.E. 1973, *Sorting and Searching*, vol. 3 of *The Art of Computer Programming* (Reading, MA: Addison-Wesley), §5.2.3. [1]  
 Sedgewick, R. 1988, *Algorithms*, 2nd ed. (Reading, MA: Addison-Wesley), Chapter 11. [2]

## 8.4 Indexing and Ranking

The concept of *keys* plays a prominent role in the management of data files. A data *record* in such a file may contain several items, or *fields*. For example, a record in a file of weather observations may have fields recording time, temperature, and wind velocity. When we sort the records, we must decide which of these fields we want to be brought into sorted order. The other fields in a record just come along for the ride, and will not, in general, end up in any particular order. The field on which the sort is performed is called the *key* field.

For a data file with many records and many fields, the actual movement of  $N$  records into the sorted order of their keys  $K_i$ ,  $i = 1, \dots, N$ , can be a daunting task. Instead, one can construct an *index table*  $I_j$ ,  $j = 1, \dots, N$ , such that the smallest  $K_i$  has  $i = I_1$ , the second smallest has  $i = I_2$ , and so on up to the largest  $K_i$  with  $i = I_N$ . In other words, the array

$$K_{I_j} \quad j = 1, 2, \dots, N \quad (8.4.1)$$

is in sorted order when indexed by  $j$ . When an index table is available, one need not move records from their original order. Further, different index tables can be made from the same set of records, indexing them to different keys.

The algorithm for constructing an index table is straightforward: Initialize the index array with the integers from 1 to  $N$ , then perform the Quicksort algorithm, moving the elements around *as if* one were sorting the keys. The integer that initially numbered the smallest key thus ends up in the number one position, and so on.

```

#include "nrutil.h"
#define SWAP(a,b) itemp=(a);(a)=(b);(b)=itemp;
#define M 7
#define NSTACK 50

void indexx(unsigned long n, float arr[], unsigned long indx[])
Indexes an array arr[1..n], i.e., outputs the array indx[1..n] such that arr[indx[j]] is
in ascending order for j = 1, 2, ..., N. The input quantities n and arr are not changed.
{
    unsigned long i, indxt, ir=n, itemp, j, k, l=1;
    int jstack=0, *istack;
    float a;

    istack=ivector(1, NSTACK);

```



```

        i=j;
        j <<= 1;
    } else break;           Found rra's level. Terminate the sift-down.
}
ra[i]=rra;                 Put rra into its slot.
}
}

```

## CITED REFERENCES AND FURTHER READING:

- Knuth, D.E. 1973, *Sorting and Searching*, vol. 3 of *The Art of Computer Programming* (Reading, MA: Addison-Wesley), §5.2.3. [1]  
 Sedgewick, R. 1988, *Algorithms*, 2nd ed. (Reading, MA: Addison-Wesley), Chapter 11. [2]

## 8.4 Indexing and Ranking

The concept of *keys* plays a prominent role in the management of data files. A data *record* in such a file may contain several items, or *fields*. For example, a record in a file of weather observations may have fields recording time, temperature, and wind velocity. When we sort the records, we must decide which of these fields we want to be brought into sorted order. The other fields in a record just come along for the ride, and will not, in general, end up in any particular order. The field on which the sort is performed is called the *key* field.

For a data file with many records and many fields, the actual movement of  $N$  records into the sorted order of their keys  $K_i$ ,  $i = 1, \dots, N$ , can be a daunting task. Instead, one can construct an *index table*  $I_j$ ,  $j = 1, \dots, N$ , such that the smallest  $K_i$  has  $i = I_1$ , the second smallest has  $i = I_2$ , and so on up to the largest  $K_i$  with  $i = I_N$ . In other words, the array

$$K_{I_j} \quad j = 1, 2, \dots, N \quad (8.4.1)$$

is in sorted order when indexed by  $j$ . When an index table is available, one need not move records from their original order. Further, different index tables can be made from the same set of records, indexing them to different keys.

The algorithm for constructing an index table is straightforward: Initialize the index array with the integers from 1 to  $N$ , then perform the Quicksort algorithm, moving the elements around *as if* one were sorting the keys. The integer that initially numbered the smallest key thus ends up in the number one position, and so on.

```

#include "nrutil.h"
#define SWAP(a,b) itemp=(a);(a)=(b);(b)=itemp;
#define M 7
#define NSTACK 50

void indexx(unsigned long n, float arr[], unsigned long indx[])
Indexes an array arr[1..n], i.e., outputs the array indx[1..n] such that arr[indx[j]] is
in ascending order for j = 1, 2, ..., N. The input quantities n and arr are not changed.
{
    unsigned long i, indxt, ir=n, itemp, j, k, l=1;
    int jstack=0, *istack;
    float a;

    istack=ivector(1, NSTACK);

```

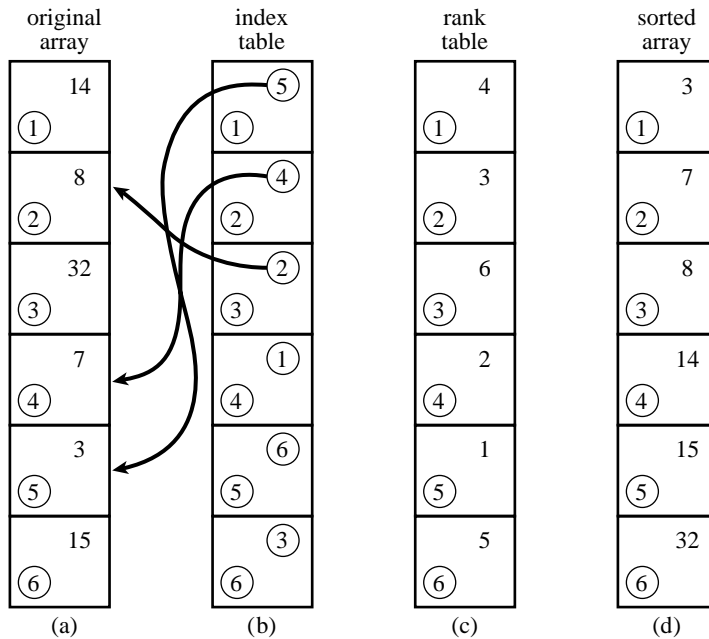


Figure 8.4.1. (a) An unsorted array of six numbers. (b) Index table, whose entries are pointers to the elements of (a) in ascending order. (c) Rank table, whose entries are the ranks of the corresponding elements of (a). (d) Sorted array of the elements in (a).

```

for (j=1;j<=n;j++) indx[j]=j;
for (;;) {
  if (ir-1 < M) {
    for (j=l+1;j<=ir;j++) {
      indxt=indx[j];
      a=arr[indxt];
      for (i=j-1;i>=1;i--) {
        if (arr[indx[i]] <= a) break;
        indx[i+1]=indx[i];
      }
      indx[i+1]=indxt;
    }
    if (jstack == 0) break;
    ir=istack[jstack--];
    l=istack[jstack--];
  } else {
    k=(l+ir) >> 1;
    SWAP(indx[k],indx[l+1]);
    if (arr[indx[l]] > arr[indx[ir]]) {
      SWAP(indx[l],indx[ir])
    }
    if (arr[indx[l+1]] > arr[indx[ir]]) {
      SWAP(indx[l+1],indx[ir])
    }
    if (arr[indx[l]] > arr[indx[l+1]]) {
      SWAP(indx[l],indx[l+1])
    }
    i=l+1;
    j=ir;
    indxt=indx[l+1];
    a=arr[indxt];
    for (;;) {

```

```

        do i++; while (arr[indx[i]] < a);
        do j--; while (arr[indx[j]] > a);
        if (j < i) break;
        SWAP(indx[i],indx[j])
    }
    indx[l+1]=indx[j];
    indx[j]=indxt;
    jstack += 2;
    if (jstack > NSTACK) nrerror("NSTACK too small in indexx.");
    if (ir-i+1 >= j-1) {
        istack[jstack]=ir;
        istack[jstack-1]=i;
        ir=j-1;
    } else {
        istack[jstack]=j-1;
        istack[jstack-1]=1;
        l=i;
    }
}
}
}
free_ivector(istack,1,NSTACK);
}
}

```

If you want to sort an array while making the corresponding rearrangement of several or many other arrays, you should first make an index table, then use it to rearrange each array in turn. This requires two arrays of working space: one to hold the index, and another into which an array is temporarily moved, and from which it is redeposited back on itself in the rearranged order. For 3 arrays, the procedure looks like this:

```

#include "nrutil.h"

void sort3(unsigned long n, float ra[], float rb[], float rc[])
Sorts an array ra[1..n] into ascending numerical order while making the corresponding re-
arrangements of the arrays rb[1..n] and rc[1..n]. An index table is constructed via the
routine indexx.
{
    void indexx(unsigned long n, float arr[], unsigned long indx[]);
    unsigned long j,*iwksp;
    float *wksp;

    iwksp=lvector(1,n);
    wksp=vector(1,n);
    indexx(n,ra,iwksp);           Make the index table.
    for (j=1;j<=n;j++) wksp[j]=ra[j];   Save the array ra.
    for (j=1;j<=n;j++) ra[j]=wksp[iwksp[j]];   Copy it back in rearranged order.
    for (j=1;j<=n;j++) wksp[j]=rb[j];   Ditto rb.
    for (j=1;j<=n;j++) rb[j]=wksp[iwksp[j]];
    for (j=1;j<=n;j++) wksp[j]=rc[j];   Ditto rc.
    for (j=1;j<=n;j++) rc[j]=wksp[iwksp[j]];
    free_vector(wksp,1,n);
    free_lvector(iwksp,1,n);
}

```

The generalization to any other number of arrays is obviously straightforward.

A *rank table* is different from an index table. A rank table's  $j$ th entry gives the rank of the  $j$ th element of the original array of keys, ranging from 1 (if that element

was the smallest) to  $N$  (if that element was the largest). One can easily construct a rank table from an index table, however:

```
void rank(unsigned long n, unsigned long indx[], unsigned long irank[])
Given indx[1..n] as output from the routine indexx, returns an array irank[1..n], the
corresponding table of ranks.
{
    unsigned long j;

    for (j=1;j<=n;j++) irank[indx[j]]=j;
}
```

Figure 8.4.1 summarizes the concepts discussed in this section.

## 8.5 Selecting the *M*th Largest

Selection is sorting's austere sister. (Say *that* five times quickly!) Where sorting demands the rearrangement of an entire data array, selection politely asks for a single returned value: What is the  $k$ th smallest (or, equivalently, the  $m = N + 1 - k$ th largest) element out of  $N$  elements? The fastest methods for selection do, unfortunately, rearrange the array for their own computational purposes, typically putting all smaller elements to the left of the  $k$ th, all larger elements to the right, and scrambling the order within each subset. This side effect is at best innocuous, at worst downright inconvenient. When the array is very long, so that making a scratch copy of it is taxing on memory, or when the computational burden of the selection is a negligible part of a larger calculation, one turns to selection algorithms without side effects, which leave the original array undisturbed. Such *in place* selection is slower than the faster selection methods by a factor of about 10. We give routines of both types, below.

The most common use of selection is in the statistical characterization of a set of data. One often wants to know the median element in an array, or the top and bottom quartile elements. When  $N$  is odd, the median is the  $k$ th element, with  $k = (N + 1)/2$ . When  $N$  is even, statistics books define the median as the arithmetic mean of the elements  $k = N/2$  and  $k = N/2 + 1$  (that is,  $N/2$  from the bottom and  $N/2$  from the top). If you accept such pedantry, you must perform two separate selections to find these elements. For  $N > 100$  we usually define  $k = N/2$  to be the median element, pedants be damned.

The fastest general method for selection, allowing rearrangement, is *partitioning*, exactly as was done in the Quicksort algorithm (§8.2). Selecting a “random” partition element, one marches through the array, forcing smaller elements to the left, larger elements to the right. As in Quicksort, it is important to optimize the inner loop, using “sentinels” (§8.2) to minimize the number of comparisons. For sorting, one would then proceed to further partition both subsets. For selection, we can ignore one subset and attend only to the one that contains our desired  $k$ th element. Selection by partitioning thus does not need a stack of pending operations, and its operations count scales as  $N$  rather than as  $N \log N$  (see [1]). Comparison with `sort` in §8.2 should make the following routine obvious:

was the smallest) to  $N$  (if that element was the largest). One can easily construct a rank table from an index table, however:

```
void rank(unsigned long n, unsigned long indx[], unsigned long irank[])
Given indx[1..n] as output from the routine indexx, returns an array irank[1..n], the
corresponding table of ranks.
{
    unsigned long j;

    for (j=1;j<=n;j++) irank[indx[j]]=j;
}
```

Figure 8.4.1 summarizes the concepts discussed in this section.

## 8.5 Selecting the Mth Largest

Selection is sorting's austere sister. (Say *that* five times quickly!) Where sorting demands the rearrangement of an entire data array, selection politely asks for a single returned value: What is the  $k$ th smallest (or, equivalently, the  $m = N + 1 - k$ th largest) element out of  $N$  elements? The fastest methods for selection do, unfortunately, rearrange the array for their own computational purposes, typically putting all smaller elements to the left of the  $k$ th, all larger elements to the right, and scrambling the order within each subset. This side effect is at best innocuous, at worst downright inconvenient. When the array is very long, so that making a scratch copy of it is taxing on memory, or when the computational burden of the selection is a negligible part of a larger calculation, one turns to selection algorithms without side effects, which leave the original array undisturbed. Such *in place* selection is slower than the faster selection methods by a factor of about 10. We give routines of both types, below.

The most common use of selection is in the statistical characterization of a set of data. One often wants to know the median element in an array, or the top and bottom quartile elements. When  $N$  is odd, the median is the  $k$ th element, with  $k = (N + 1)/2$ . When  $N$  is even, statistics books define the median as the arithmetic mean of the elements  $k = N/2$  and  $k = N/2 + 1$  (that is,  $N/2$  from the bottom and  $N/2$  from the top). If you accept such pedantry, you must perform two separate selections to find these elements. For  $N > 100$  we usually define  $k = N/2$  to be the median element, pedants be damned.

The fastest general method for selection, allowing rearrangement, is *partitioning*, exactly as was done in the Quicksort algorithm (§8.2). Selecting a “random” partition element, one marches through the array, forcing smaller elements to the left, larger elements to the right. As in Quicksort, it is important to optimize the inner loop, using “sentinels” (§8.2) to minimize the number of comparisons. For sorting, one would then proceed to further partition both subsets. For selection, we can ignore one subset and attend only to the one that contains our desired  $k$ th element. Selection by partitioning thus does not need a stack of pending operations, and its operations count scales as  $N$  rather than as  $N \log N$  (see [1]). Comparison with `sort` in §8.2 should make the following routine obvious:

```

#define SWAP(a,b) temp=(a);(a)=(b);(b)=temp;

float select(unsigned long k, unsigned long n, float arr[])
Returns the kth smallest value in the array arr[1..n]. The input array will be rearranged
to have this value in location arr[k], with all smaller elements moved to arr[1..k-1] (in
arbitrary order) and all larger elements in arr[k+1..n] (also in arbitrary order).
{
    unsigned long i,ir,j,l,mid;
    float a,temp;

    l=1;
    ir=n;
    for (;;) {
        if (ir <= l+1) {
            Active partition contains 1 or 2 elements.
            if (ir == l+1 && arr[ir] < arr[l]) { Case of 2 elements.
                SWAP(arr[l],arr[ir])
            }
            return arr[k];
        } else {
            mid=(l+ir) >> 1;
            SWAP(arr[mid],arr[l+1])
            Choose median of left, center, and right el-
            if (arr[l] > arr[ir]) { elements as partitioning element a. Also
                SWAP(arr[l],arr[ir]) rearrange so that arr[l] ≤ arr[l+1],
                arr[ir] ≥ arr[l+1].
            }
            if (arr[l+1] > arr[ir]) {
                SWAP(arr[l+1],arr[ir])
            }
            if (arr[l] > arr[l+1]) {
                SWAP(arr[l],arr[l+1])
            }
            i=l+1;
            j=ir;
            a=arr[l+1];
            Partitioning element.
            Beginning of innermost loop.
            for (;;) {
                do i++; while (arr[i] < a); Scan up to find element > a.
                do j--; while (arr[j] > a); Scan down to find element < a.
                if (j < i) break; Pointers crossed. Partitioning complete.
                SWAP(arr[i],arr[j])
            }
            End of innermost loop.
            arr[l+1]=arr[j];
            Insert partitioning element.
            arr[j]=a;
            if (j >= k) ir=j-1;
            Keep active the partition that contains the
            if (j <= k) l=i; kth element.
        }
    }
}

```

In-place, nondestructive, selection is conceptually simple, but it requires a lot of bookkeeping, and it is correspondingly slower. The general idea is to pick some number  $M$  of elements at random, to sort them, and then to make a pass through the array *counting* how many elements fall in each of the  $M + 1$  intervals defined by these elements. The  $k$ th largest will fall in one such interval — call it the “live” interval. One then does a second round, first picking  $M$  random elements in the live interval, and then determining which of the new, finer,  $M + 1$  intervals all presently live elements fall into. And so on, until the  $k$ th element is finally localized within a single array of size  $M$ , at which point direct selection is possible.

How shall we pick  $M$ ? The number of rounds,  $\log_M N = \log_2 N / \log_2 M$ , will be smaller if  $M$  is larger; but the work to locate each element among  $M + 1$  subintervals will be larger, scaling as  $\log_2 M$  for bisection, say. Each round

requires looking at all  $N$  elements, if only to find those that are still alive, while the bisections are dominated by the  $N$  that occur in the first round. Minimizing  $O(N \log_M N) + O(N \log_2 M)$  thus yields the result

$$M \sim 2\sqrt{\log_2 N} \quad (8.5.1)$$

The square root of the logarithm is so slowly varying that secondary considerations of machine timing become important. We use  $M = 64$  as a convenient constant value.

Two minor additional tricks in the following routine, `selip`, are (i) augmenting the set of  $M$  random values by an  $M + 1$ st, the arithmetic mean, and (ii) choosing the  $M$  random values “on the fly” in a pass through the data, by a method that makes later values no less likely to be chosen than earlier ones. (The underlying idea is to give element  $m > M$  an  $M/m$  chance of being brought into the set. You can prove by induction that this yields the desired result.)

```
#include "nrutil.h"
#define M 64
#define BIG 1.0e30
#define FREEALL free_vector(sel,1,M+2);free_lvector(isel,1,M+2);

float selip(unsigned long k, unsigned long n, float arr[])
Returns the kth smallest value in the array arr[1..n]. The input array is not altered.
{
    void shell(unsigned long n, float a[]);
    unsigned long i,j,jl,jm,ju,kk,mm,nlo,nxtmm,*isel;
    float ahi,alo,sum,*sel;

    if (k < 1 || k > n || n <= 0) nrerror("bad input to selip");
    isel=lvector(1,M+2);
    sel=vector(1,M+2);
    kk=k;
    ahi=BIG;
    alo = -BIG;
    for (;;) {
        mm=nlo=0;
        sum=0.0;
        nxtmm=M+1;
        for (i=1;i<=n;i++) {
            if (arr[i] >= alo && arr[i] <= ahi) {
                Consider only elements in the current brackets.
                mm++;
                if (arr[i] == alo) nlo++;
                In case of ties for low bracket.
                Now use statistical procedure for selecting m in-range elements with equal
                probability, even without knowing in advance how many there are!
                if (mm <= M) sel[mm]=arr[i];
                else if (mm == nxtmm) {
                    nxtmm=mm+mm/M;
                    sel[1 + ((i+mm+kk) % M)]=arr[i];
                    The % operation provides a somewhat random number.
                }
                sum += arr[i];
            }
        }
        if (kk <= nlo) {
            FREEALL
            return alo;
        }
        else if (mm <= M) {
            All in-range elements were kept. So return answer by direct method.
            shell(mm,sel);
            ahi = sel[kk];
        }
    }
}
```

Sample page from NUMERICAL RECIPES IN C: THE ART OF SCIENTIFIC COMPUTING (ISBN 0-521-43108-5)  
Copyright (C) 1988-1992 by Cambridge University Press. Programs Copyright (C) 1988-1992 by Numerical Recipes Software.  
Permission is granted for internet users to make one paper copy for their own personal use. Further reproduction, or any copying of machine-readable files (including this one), to any server computer, is strictly prohibited. To order Numerical Recipes books or CDROMs, visit website <http://www.nr.com> or call 1-800-872-7423 (North America only), or send email to [directcustserv@cambridge.org](mailto:directcustserv@cambridge.org) (outside North America).

```

    FREEALL
    return ahi;
}
sel[M+1]=sum/mm;           Augment selected set by mean value (fixes
shell(M+1,sel);           degeneracies), and sort it.
sel[M+2]=ahi;
for (j=1;j<=M+2;j++) isel[j]=0;   Zero the count array.
for (i=1;i<=n;i++) {           Make another pass through the array.
    if (arr[i] >= alo && arr[i] <= ahi) {   For each in-range element..
        j1=0;
        ju=M+2;
        while (ju-j1 > 1) {           ...find its position among the select by
            jm=(ju+j1)/2;             bisection...
            if (arr[i] >= sel[jm]) j1=jm;
            else ju=jm;
        }
        isel[ju]++;                 ...and increment the counter.
    }
}
j=1;
while (kk > isel[j]) {           Now we can narrow the bounds to just
    alo=sel[j];                   one bin, that is, by a factor of order
    kk -= isel[j++];              m.
}
ahi=sel[j];
}
}

```

Approximate timings: `selip` is about 10 times slower than `select`. Indeed, for  $N$  in the range of  $\sim 10^5$ , `selip` is about 1.5 times slower than a full sort with `sort`, while `select` is about 6 times faster than `sort`. You should weigh time against memory and convenience carefully.

Of course neither of the above routines should be used for the trivial cases of finding the largest, or smallest, element in an array. Those cases, you code by hand as simple `for` loops. There are also good ways to code the case where  $k$  is modest in comparison to  $N$ , so that extra memory of order  $k$  is not burdensome. An example is to use the method of Heapsort (§8.3) to make a single pass through an array of length  $N$  while saving the  $m$  largest elements. The advantage of the heap structure is that only  $\log m$ , rather than  $m$ , comparisons are required every time a new element is added to the candidate list. This becomes a real savings when  $m > O(\sqrt{N})$ , but it never hurts otherwise and is easy to code. The following program gives the idea.

```

void hpsel(unsigned long m, unsigned long n, float arr[], float heap[])
Returns in heap[1..m] the largest m elements of the array arr[1..n], with heap[1] guaranteed to be the the mth largest element. The array arr is not altered. For efficiency, this routine should be used only when  $m \ll n$ .
{
    void sort(unsigned long n, float arr[]);
    void nrerror(char error_text[]);
    unsigned long i,j,k;
    float swap;

    if (m > n/2 || m < 1) nrerror("probable misuse of hpsel");
    for (i=1;i<=m;i++) heap[i]=arr[i];
    sort(m,heap);           Create initial heap by overkill! We assume  $m \ll n$ .
    for (i=m+1;i<=n;i++) {   For each remaining element...
        if (arr[i] > heap[1]) {   Put it on the heap?
            heap[1]=arr[i];
            for (j=1;;) {         Sift down.

```



```

    k=j << 1;
    if (k > m) break;
    if (k != m && heap[k] > heap[k+1]) k++;
    if (heap[j] <= heap[k]) break;
    swap=heap[k];
    heap[k]=heap[j];
    heap[j]=swap;
    j=k;
  }
}
}

```

## CITED REFERENCES AND FURTHER READING:

Sedgewick, R. 1988, *Algorithms*, 2nd ed. (Reading, MA: Addison-Wesley), pp. 126ff. [1]  
 Knuth, D.E. 1973, *Sorting and Searching*, vol. 3 of *The Art of Computer Programming* (Reading, MA: Addison-Wesley).

## 8.6 Determination of Equivalence Classes

A number of techniques for sorting and searching relate to data structures whose details are beyond the scope of this book, for example, trees, linked lists, etc. These structures and their manipulations are the bread and butter of computer science, as distinct from numerical analysis, and there is no shortage of books on the subject.

In working with experimental data, we have found that one particular such manipulation, namely the determination of equivalence classes, arises sufficiently often to justify inclusion here.

The problem is this: There are  $N$  “elements” (or “data points” or whatever), numbered  $1, \dots, N$ . You are given pairwise information about whether elements are in the same *equivalence class* of “sameness,” by whatever criterion happens to be of interest. For example, you may have a list of facts like: “Element 3 and element 7 are in the same class; element 19 and element 4 are in the same class; element 7 and element 12 are in the same class, . . .” Alternatively, you may have a procedure, given the numbers of two elements  $j$  and  $k$ , for deciding whether they are in the same class or different classes. (Recall that an equivalence relation can be anything satisfying the *RST properties*: reflexive, symmetric, transitive. This is compatible with any intuitive definition of “sameness.”)

The desired output is an assignment to each of the  $N$  elements of an equivalence class number, such that two elements are in the same class if and only if they are assigned the same class number.

Efficient algorithms work like this: Let  $F(j)$  be the class or “family” number of element  $j$ . Start off with each element in its own family, so that  $F(j) = j$ . The array  $F(j)$  can be interpreted as a tree structure, where  $F(j)$  denotes the parent of  $j$ . If we arrange for each family to be its own tree, disjoint from all the other “family trees,” then we can label each family (equivalence class) by its most senior great-great- . . . grandparent. The detailed topology of the tree doesn’t matter at all, as long as we graft each related element onto it *somewhere*.

Therefore, we process each elemental datum “ $j$  is equivalent to  $k$ ” by (i) tracking  $j$  up to its highest ancestor, (ii) tracking  $k$  up to its highest ancestor, (iii) giving  $j$  to  $k$  as a new parent, or vice versa (it makes no difference). After processing all the relations, we go through all the elements  $j$  and reset their  $F(j)$ ’s to their highest possible ancestors, which then label the equivalence classes.

The following routine, based on Knuth[1], assumes that there are  $m$  elemental pieces of information, stored in two arrays of length  $m$ , `lista`, `listb`, the interpretation being that `lista[j]` and `listb[j]`,  $j=1 \dots m$ , are the numbers of two elements which (we are thus told) are related.

```

    k=j << 1;
    if (k > m) break;
    if (k != m && heap[k] > heap[k+1]) k++;
    if (heap[j] <= heap[k]) break;
    swap=heap[k];
    heap[k]=heap[j];
    heap[j]=swap;
    j=k;
  }
}
}

```

## CITED REFERENCES AND FURTHER READING:

Sedgewick, R. 1988, *Algorithms*, 2nd ed. (Reading, MA: Addison-Wesley), pp. 126ff. [1]  
 Knuth, D.E. 1973, *Sorting and Searching*, vol. 3 of *The Art of Computer Programming* (Reading, MA: Addison-Wesley).

## 8.6 Determination of Equivalence Classes

A number of techniques for sorting and searching relate to data structures whose details are beyond the scope of this book, for example, trees, linked lists, etc. These structures and their manipulations are the bread and butter of computer science, as distinct from numerical analysis, and there is no shortage of books on the subject.

In working with experimental data, we have found that one particular such manipulation, namely the determination of equivalence classes, arises sufficiently often to justify inclusion here.

The problem is this: There are  $N$  “elements” (or “data points” or whatever), numbered  $1, \dots, N$ . You are given pairwise information about whether elements are in the same *equivalence class* of “sameness,” by whatever criterion happens to be of interest. For example, you may have a list of facts like: “Element 3 and element 7 are in the same class; element 19 and element 4 are in the same class; element 7 and element 12 are in the same class, . . .” Alternatively, you may have a procedure, given the numbers of two elements  $j$  and  $k$ , for deciding whether they are in the same class or different classes. (Recall that an equivalence relation can be anything satisfying the *RST properties*: reflexive, symmetric, transitive. This is compatible with any intuitive definition of “sameness.”)

The desired output is an assignment to each of the  $N$  elements of an equivalence class number, such that two elements are in the same class if and only if they are assigned the same class number.

Efficient algorithms work like this: Let  $F(j)$  be the class or “family” number of element  $j$ . Start off with each element in its own family, so that  $F(j) = j$ . The array  $F(j)$  can be interpreted as a tree structure, where  $F(j)$  denotes the parent of  $j$ . If we arrange for each family to be its own tree, disjoint from all the other “family trees,” then we can label each family (equivalence class) by its most senior great-great- . . . grandparent. The detailed topology of the tree doesn’t matter at all, as long as we graft each related element onto it *somewhere*.

Therefore, we process each elemental datum “ $j$  is equivalent to  $k$ ” by (i) tracking  $j$  up to its highest ancestor, (ii) tracking  $k$  up to its highest ancestor, (iii) giving  $j$  to  $k$  as a new parent, or vice versa (it makes no difference). After processing all the relations, we go through all the elements  $j$  and reset their  $F(j)$ ’s to their highest possible ancestors, which then label the equivalence classes.

The following routine, based on Knuth[1], assumes that there are  $m$  elemental pieces of information, stored in two arrays of length  $m$ , `lista`, `listb`, the interpretation being that `lista[j]` and `listb[j]`,  $j=1\dots m$ , are the numbers of two elements which (we are thus told) are related.

```

void eclass(int nf[], int n, int lista[], int listb[], int m)
Given m equivalences between pairs of n individual elements in the form of the input arrays
lista[1..m] and listb[1..m], this routine returns in nf[1..n] the number of the equiv-
alence class of each of the n elements, integers between 1 and n (not all such integers used).
{
    int l,k,j;

    for (k=1;k<=n;k++) nf[k]=k;           Initialize each element its own class.
    for (l=1;l<=m;l++) {                 For each piece of input information...
        j=lista[l];
        while (nf[j] != j) j=nf[j];      Track first element up to its ancestor.
        k=listb[l];
        while (nf[k] != k) k=nf[k];      Track second element up to its ancestor.
        if (j != k) nf[j]=k;           If they are not already related, make them
                                        so.
    }
    for (j=1;j<=n;j++)                   Final sweep up to highest ancestors.
        while (nf[j] != nf[nf[j]]) nf[j]=nf[nf[j]];
}

```

Alternatively, we may be able to construct a function `equiv(j,k)` that returns a nonzero (true) value if elements `j` and `k` are related, or a zero (false) value if they are not. Then we want to loop over all pairs of elements to get the complete picture. D. Eardley has devised a clever way of doing this while simultaneously sweeping the tree up to high ancestors in a manner that keeps it current and obviates most of the final sweep phase:

```

void eclazz(int nf[], int n, int (*equiv)(int, int))
Given a user-supplied boolean function equiv which tells whether a pair of elements, each in
the range 1..n, are related, return in nf[1..n] equivalence class numbers for each element.
{
    int kk,jj;

    nf[1]=1;
    for (jj=2;jj<=n;jj++) {              Loop over first element of all pairs.
        nf[jj]=jj;
        for (kk=1;kk<=(jj-1);kk++) {    Loop over second element of all pairs.
            nf[kk]=nf[nf[kk]];           Sweep it up this much.
            if ((*equiv)(jj,kk)) nf[nf[nf[kk]]]=jj;
            Good exercise for the reader to figure out why this much ancestry is necessary!
        }
    }
    for (jj=1;jj<=n;jj++) nf[jj]=nf[nf[jj]]; Only this much sweeping is needed
                                                finally.
}

```

#### CITED REFERENCES AND FURTHER READING:

- Knuth, D.E. 1968, *Fundamental Algorithms*, vol. 1 of *The Art of Computer Programming* (Reading, MA: Addison-Wesley), §2.3.3. [1]  
 Sedgewick, R. 1988, *Algorithms*, 2nd ed. (Reading, MA: Addison-Wesley), Chapter 30.

# Chapter 9. Root Finding and Nonlinear Sets of Equations

## 9.0 Introduction

We now consider that most basic of tasks, solving equations numerically. While most equations are born with both a right-hand side and a left-hand side, one traditionally moves all terms to the left, leaving

$$f(x) = 0 \tag{9.0.1}$$

whose solution or solutions are desired. When there is only one independent variable, the problem is *one-dimensional*, namely to find the root or roots of a function.

With more than one independent variable, more than one equation can be satisfied simultaneously. You likely once learned the *implicit function theorem* which (in this context) gives us the hope of satisfying  $N$  equations in  $N$  unknowns simultaneously. Note that we have only hope, not certainty. A nonlinear set of equations may have no (real) solutions at all. Contrariwise, it may have more than one solution. The implicit function theorem tells us that “generically” the solutions will be distinct, pointlike, and separated from each other. If, however, life is so unkind as to present you with a nongeneric, i.e., degenerate, case, then you can get a continuous family of solutions. In vector notation, we want to find one or more  $N$ -dimensional solution vectors  $\mathbf{x}$  such that

$$\mathbf{f}(\mathbf{x}) = \mathbf{0} \tag{9.0.2}$$

where  $\mathbf{f}$  is the  $N$ -dimensional vector-valued function whose components are the individual equations to be satisfied simultaneously.

Don’t be fooled by the apparent notational similarity of equations (9.0.2) and (9.0.1). Simultaneous solution of equations in  $N$  dimensions is *much* more difficult than finding roots in the one-dimensional case. The principal difference between one and many dimensions is that, in one dimension, it is possible to bracket or “trap” a root between bracketing values, and then hunt it down like a rabbit. In multidimensions, you can never be sure that the root is there at all until you have found it.

Except in linear problems, root finding invariably proceeds by iteration, and this is equally true in one or in many dimensions. Starting from some approximate trial solution, a useful algorithm will improve the solution until some predetermined convergence criterion is satisfied. For smoothly varying functions, good algorithms

Sample page from NUMERICAL RECIPES IN C: THE ART OF SCIENTIFIC COMPUTING (ISBN 0-521-43108-5)  
Copyright (C) 1988-1992 by Cambridge University Press. Programs Copyright (C) 1988-1992 by Numerical Recipes Software.  
Permission is granted for internet users to make one paper copy for their own personal use. Further reproduction, or any copying of machine-readable files (including this one), to any server computer, is strictly prohibited. To order Numerical Recipes books or CDROMs, visit website <http://www.nr.com> or call 1-800-872-7423 (North America only), or send email to [directcustserv@cambridge.org](mailto:directcustserv@cambridge.org) (outside North America).

will always converge, *provided* that the initial guess is good enough. Indeed one can even determine in advance the rate of convergence of most algorithms.

It cannot be overemphasized, however, how crucially success depends on having a good first guess for the solution, especially for multidimensional problems. This crucial beginning usually depends on analysis rather than numerics. Carefully crafted initial estimates reward you not only with reduced computational effort, but also with understanding and increased self-esteem. Hamming's motto, "the purpose of computing is insight, not numbers," is particularly apt in the area of finding roots. You should repeat this motto aloud whenever your program converges, with ten-digit accuracy, to the wrong root of a problem, or whenever it fails to converge because there is actually *no* root, or because there is a root but your initial estimate was not sufficiently close to it.

"This talk of insight is all very well, but what do I actually do?" For one-dimensional root finding, it is possible to give some straightforward answers: You should try to get some idea of what your function looks like before trying to find its roots. If you need to mass-produce roots for many different functions, then you should at least know what some typical members of the ensemble look like. Next, you should always bracket a root, that is, know that the function changes sign in an identified interval, before trying to converge to the root's value.

Finally (this is advice with which some daring souls might disagree, but we give it nonetheless) never let your iteration method get outside of the best bracketing bounds obtained at any stage. We will see below that some pedagogically important algorithms, such as *secant method* or *Newton-Raphson*, can violate this last constraint, and are thus not recommended unless certain fixups are implemented.

Multiple roots, or very close roots, are a real problem, especially if the multiplicity is an even number. In that case, there may be no readily apparent sign change in the function, so the notion of bracketing a root — and maintaining the bracket — becomes difficult. We are hard-liners: we nevertheless insist on bracketing a root, even if it takes the minimum-searching techniques of Chapter 10 to determine whether a tantalizing dip in the function really does cross zero or not. (You can easily modify the simple golden section routine of §10.1 to return early if it detects a sign change in the function. And, if the minimum of the function is exactly zero, then you have found a *double* root.)

As usual, we want to discourage you from using routines as black boxes without understanding them. However, as a guide to beginners, here are some reasonable starting points:

- Brent's algorithm in §9.3 is the method of choice to find a bracketed root of a general one-dimensional function, when you cannot easily compute the function's derivative. Ridders' method (§9.2) is concise, and a close competitor.
- When you can compute the function's derivative, the routine `rtsafe` in §9.4, which combines the Newton-Raphson method with some bookkeeping on bounds, is recommended. Again, you must first bracket your root.
- Roots of polynomials are a special case. Laguerre's method, in §9.5, is recommended as a starting point. Beware: Some polynomials are ill-conditioned!
- Finally, for multidimensional problems, the only elementary method is Newton-Raphson (§9.6), which works *very* well if you can supply a

good first guess of the solution. Try it. Then read the more advanced material in §9.7 for some more complicated, but globally more convergent, alternatives.

Avoiding implementations for specific computers, this book must generally steer clear of interactive or graphics-related routines. We make an exception right now. The following routine, which produces a crude function plot with interactively scaled axes, can save you a lot of grief as you enter the world of root finding.

```
#include <stdio.h>
#define ISCR 60          Number of horizontal and vertical positions in display.
#define JSCR 21
#define BLANK ' '
#define ZERO '-.'
#define YY 'l'
#define XX '-.'
#define FF 'x'

void scrsho(float (*fx)(float))
For interactive CRT terminal use. Produce a crude graph of the function fx over the prompted-
for interval x1,x2. Query for another plot until the user signals satisfaction.
{
    int jz,j,i;
    float ysml,ybig,x2,x1,x,dyj,dx,y[ISCR+1];
    char scr[ISCR+1][JSCR+1];

    for (;;) {
        printf("\nEnter x1 x2 (x1=x2 to stop):\n");      Query for another plot, quit
        scanf("%f %f",&x1,&x2);                          if x1=x2.
        if (x1 == x2) break;
        for (j=1;j<=JSCR;j++)                            Fill vertical sides with character 'l'.
            scr[j][j]=scr[ISCR][j]=YY;
        for (i=2;i<=(ISCR-1);i++) {                      Fill top, bottom with character '-'.
            scr[i][1]=scr[i][JSCR]=XX;                  Fill interior with blanks.
            for (j=2;j<=(JSCR-1);j++)
                scr[i][j]=BLANK;
        }
        dx=(x2-x1)/(ISCR-1);
        x=x1;
        ysml=ybig=0.0;                                    Limits will include 0.
        for (i=1;i<=ISCR;i++) {                          Evaluate the function at equal intervals.
            y[i]=(*fx)(x);                                Find the largest and smallest val-
            if (y[i] < ysml) ysml=y[i];                  ues.
            if (y[i] > ybig) ybig=y[i];
            x += dx;
        }
        if (ybig == ysml) ybig=ysml+1.0;                 Be sure to separate top and bottom.
        dyj=(JSCR-1)/(ybig-ysml);
        jz=1-(int) (ysml*dyj);
        for (i=1;i<=ISCR;i++) {                          Note which row corresponds to 0.
            scr[i][jz]=ZERO;                             Place an indicator at function height and
            j=1+(int) ((y[i]-ysml)*dyj);                 0.
            scr[i][j]=FF;
        }
        printf(" %10.3f ",ybig);
        for (i=1;i<=ISCR;i++) printf("%c",scr[i][JSCR]);
        printf("\n");
        for (j=(JSCR-1);j>=2;j--) {                      Display.
            printf("%12s"," ");
            for (i=1;i<=ISCR;i++) printf("%c",scr[i][j]);
            printf("\n");
        }
        printf(" %10.3f ",ysml);
    }
}
```

Sample page from NUMERICAL RECIPES IN C: THE ART OF SCIENTIFIC COMPUTING (ISBN 0-521-43108-5)  
 Copyright (C) 1988-1992 by Cambridge University Press. Programs Copyright (C) 1988-1992 by Numerical Recipes Software.  
 Permission is granted for internet users to make one paper copy for their own personal use. Further reproduction, or any copying of machine-  
 readable files (including this one), to any server computer, is strictly prohibited. To order Numerical Recipes books or CDROMs, visit website  
<http://www.nr.com> or call 1-800-872-7423 (North America only), or send email to [directcustserv@cambridge.org](mailto:directcustserv@cambridge.org) (outside North America).

```

    for (i=1;i<=ISCR;i++) printf("%c",scr[i][1]);
    printf("\n");
    printf("%8s %10.3f %44s %10.3f\n", " ",x1," ",x2);
}
}

```

## CITED REFERENCES AND FURTHER READING:

- Stoer, J., and Bulirsch, R. 1980, *Introduction to Numerical Analysis* (New York: Springer-Verlag), Chapter 5.
- Acton, F.S. 1970, *Numerical Methods That Work*; 1990, corrected edition (Washington: Mathematical Association of America), Chapters 2, 7, and 14.
- Ralston, A., and Rabinowitz, P. 1978, *A First Course in Numerical Analysis*, 2nd ed. (New York: McGraw-Hill), Chapter 8.
- Householder, A.S. 1970, *The Numerical Treatment of a Single Nonlinear Equation* (New York: McGraw-Hill).

## 9.1 Bracketing and Bisection

We will say that a root is *bracketed* in the interval  $(a, b)$  if  $f(a)$  and  $f(b)$  have opposite signs. If the function is continuous, then at least one root must lie in that interval (the *intermediate value theorem*). If the function is discontinuous, but bounded, then instead of a root there might be a step discontinuity which crosses zero (see Figure 9.1.1). For numerical purposes, that might as well be a root, since the behavior is indistinguishable from the case of a continuous function whose zero crossing occurs in between two “adjacent” floating-point numbers in a machine’s finite-precision representation. Only for functions with singularities is there the possibility that a bracketed root is not really there, as for example

$$f(x) = \frac{1}{x - c} \quad (9.1.1)$$

Some root-finding algorithms (e.g., bisection in this section) will readily converge to  $c$  in (9.1.1). Luckily there is not much possibility of your mistaking  $c$ , or any number  $x$  close to it, for a root, since mere evaluation of  $|f(x)|$  will give a very large, rather than a very small, result.

If you are given a function in a black box, there is no sure way of bracketing its roots, or of even determining that it has roots. If you like pathological examples, think about the problem of locating the two real roots of equation (3.0.1), which dips below zero only in the ridiculously small interval of about  $x = \pi \pm 10^{-667}$ .

In the next chapter we will deal with the related problem of bracketing a function’s minimum. There it is possible to give a procedure that always succeeds; in essence, “Go downhill, taking steps of increasing size, until your function starts back uphill.” There is no analogous procedure for roots. The procedure “go downhill until your function changes sign,” can be foiled by a function that has a simple extremum. Nevertheless, if you are prepared to deal with a “failure” outcome, this procedure is often a good first start; success is usual if your function has opposite signs in the limit  $x \rightarrow \pm\infty$ .

```

    for (i=1;i<=ISCR;i++) printf("%c",scr[i][1]);
    printf("\n");
    printf("%8s %10.3f %44s %10.3f\n", " ",x1," ",x2);
}
}

```

## CITED REFERENCES AND FURTHER READING:

- Stoer, J., and Bulirsch, R. 1980, *Introduction to Numerical Analysis* (New York: Springer-Verlag), Chapter 5.
- Acton, F.S. 1970, *Numerical Methods That Work*; 1990, corrected edition (Washington: Mathematical Association of America), Chapters 2, 7, and 14.
- Ralston, A., and Rabinowitz, P. 1978, *A First Course in Numerical Analysis*, 2nd ed. (New York: McGraw-Hill), Chapter 8.
- Householder, A.S. 1970, *The Numerical Treatment of a Single Nonlinear Equation* (New York: McGraw-Hill).

## 9.1 Bracketing and Bisection

We will say that a root is *bracketed* in the interval  $(a, b)$  if  $f(a)$  and  $f(b)$  have opposite signs. If the function is continuous, then at least one root must lie in that interval (the *intermediate value theorem*). If the function is discontinuous, but bounded, then instead of a root there might be a step discontinuity which crosses zero (see Figure 9.1.1). For numerical purposes, that might as well be a root, since the behavior is indistinguishable from the case of a continuous function whose zero crossing occurs in between two “adjacent” floating-point numbers in a machine’s finite-precision representation. Only for functions with singularities is there the possibility that a bracketed root is not really there, as for example

$$f(x) = \frac{1}{x - c} \quad (9.1.1)$$

Some root-finding algorithms (e.g., bisection in this section) will readily converge to  $c$  in (9.1.1). Luckily there is not much possibility of your mistaking  $c$ , or any number  $x$  close to it, for a root, since mere evaluation of  $|f(x)|$  will give a very large, rather than a very small, result.

If you are given a function in a black box, there is no sure way of bracketing its roots, or of even determining that it has roots. If you like pathological examples, think about the problem of locating the two real roots of equation (3.0.1), which dips below zero only in the ridiculously small interval of about  $x = \pi \pm 10^{-667}$ .

In the next chapter we will deal with the related problem of bracketing a function’s minimum. There it is possible to give a procedure that always succeeds; in essence, “Go downhill, taking steps of increasing size, until your function starts back uphill.” There is no analogous procedure for roots. The procedure “go downhill until your function changes sign,” can be foiled by a function that has a simple extremum. Nevertheless, if you are prepared to deal with a “failure” outcome, this procedure is often a good first start; success is usual if your function has opposite signs in the limit  $x \rightarrow \pm\infty$ .



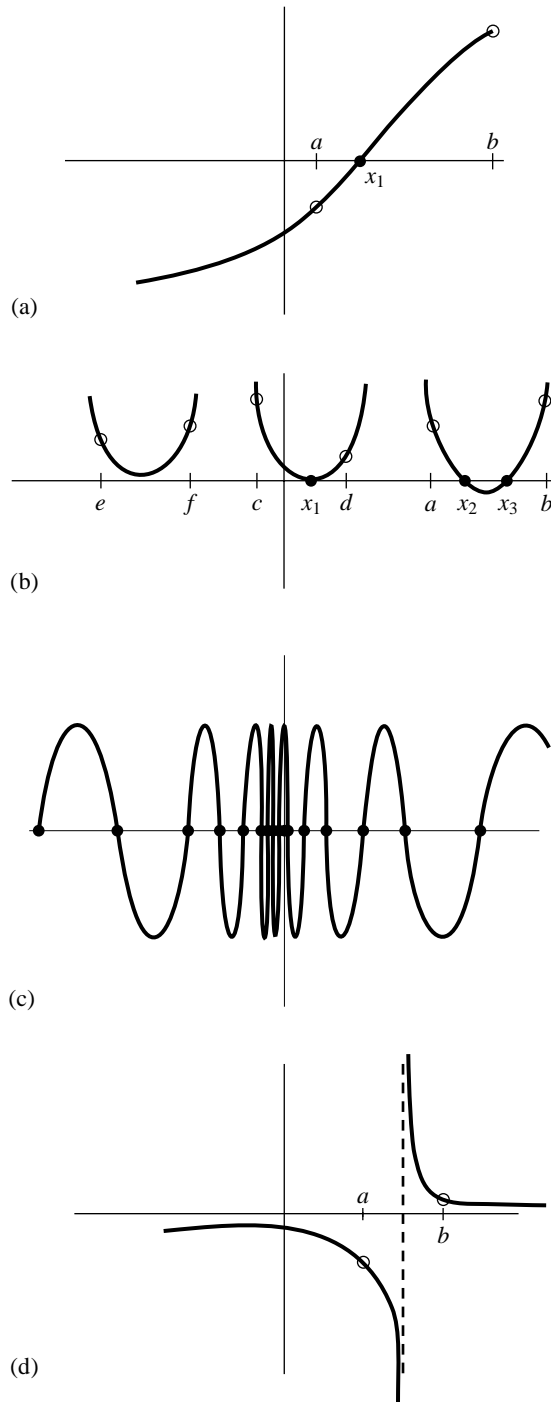


Figure 9.1.1. Some situations encountered while root finding: (a) shows an isolated root  $x_1$  bracketed by two points  $a$  and  $b$  at which the function has opposite signs; (b) illustrates that there is not necessarily a sign change in the function near a double root (in fact, there is not necessarily a root!); (c) is a pathological function with many roots; in (d) the function has opposite signs at points  $a$  and  $b$ , but the points bracket a singularity, not a root.

```

#include <math.h>
#define FACTOR 1.6
#define NTRY 50

int zbrac(float (*func)(float), float *x1, float *x2)
Given a function func and an initial guessed range x1 to x2, the routine expands the range
geometrically until a root is bracketed by the returned values x1 and x2 (in which case zbrac
returns 1) or until the range becomes unacceptably large (in which case zbrac returns 0).
{
    void nrerror(char error_text[]);
    int j;
    float f1,f2;

    if (*x1 == *x2) nrerror("Bad initial range in zbrac");
    f1=(*func)(*x1);
    f2=(*func)(*x2);
    for (j=1;j<=NTRY;j++) {
        if (f1*f2 < 0.0) return 1;
        if (fabs(f1) < fabs(f2))
            f1=(*func)(*x1 += FACTOR*(x1-x2));
        else
            f2=(*func)(*x2 += FACTOR*(x2-x1));
    }
    return 0;
}

```

Alternatively, you might want to “look inward” on an initial interval, rather than “look outward” from it, asking if there are any roots of the function  $f(x)$  in the interval from  $x_1$  to  $x_2$  when a search is carried out by subdivision into  $n$  equal intervals. The following function calculates brackets for up to  $nb$  distinct intervals which each contain one or more roots.

```

void zbrak(float (*fx)(float), float x1, float x2, int n, float xb1[],
float xb2[], int *nb)
Given a function fx defined on the interval from x1-x2 subdivide the interval into n equally
spaced segments, and search for zero crossings of the function. nb is input as the maximum
number of roots sought, and is reset to the number of bracketing pairs xb1[1..nb], xb2[1..nb]
that are found.
{
    int nbb,i;
    float x,fp,fc,dx;

    nbb=0;
    dx=(x2-x1)/n;           Determine the spacing appropriate to the mesh.
    fp=(*fx)(x=x1);
    for (i=1;i<=n;i++) {    Loop over all intervals
        fc=(*fx)(x += dx);
        if (fc*fp <= 0.0) {  If a sign change occurs then record values for the
            xb1[++nbb]=x-dx;   bounds.
            xb2[nbb]=x;
            if(*nb == nbb) return;
        }
        fp=fc;
    }
    *nb = nbb;
}

```

Sample page from NUMERICAL RECIPES IN C: THE ART OF SCIENTIFIC COMPUTING (ISBN 0-521-43108-5)  
 Copyright (C) 1988-1992 by Cambridge University Press. Programs Copyright (C) 1988-1992 by Numerical Recipes Software.  
 Permission is granted for internet users to make one paper copy for their own personal use. Further reproduction, or any copying of machine-  
 readable files (including this one), to any server computer, is strictly prohibited. To order Numerical Recipes books or CDROMs, visit website  
<http://www.nr.com> or call 1-800-872-7423 (North America only), or send email to [directcustserv@cambridge.org](mailto:directcustserv@cambridge.org) (outside North America).

## Bisection Method

Once we know that an interval contains a root, several classical procedures are available to refine it. These proceed with varying degrees of speed and sureness towards the answer. Unfortunately, the methods that are guaranteed to converge plod along most slowly, while those that rush to the solution in the best cases can also dash rapidly to infinity without warning if measures are not taken to avoid such behavior.

The *bisection method* is one that cannot fail. It is thus not to be sneered at as a method for otherwise badly behaved problems. The idea is simple. Over some interval the function is known to pass through zero because it changes sign. Evaluate the function at the interval's midpoint and examine its sign. Use the midpoint to replace whichever limit has the same sign. After each iteration the bounds containing the root decrease by a factor of two. If after  $n$  iterations the root is known to be within an interval of size  $\epsilon_n$ , then after the next iteration it will be bracketed within an interval of size

$$\epsilon_{n+1} = \epsilon_n/2 \quad (9.1.2)$$

neither more nor less. Thus, we know in advance the number of iterations required to achieve a given tolerance in the solution,

$$n = \log_2 \frac{\epsilon_0}{\epsilon} \quad (9.1.3)$$

where  $\epsilon_0$  is the size of the initially bracketing interval,  $\epsilon$  is the desired ending tolerance.

Bisection *must* succeed. If the interval happens to contain two or more roots, bisection will find one of them. If the interval contains no roots and merely straddles a singularity, it will converge on the singularity.

When a method converges as a factor (less than 1) times the previous uncertainty to the first power (as is the case for bisection), it is said to converge *linearly*. Methods that converge as a higher power,

$$\epsilon_{n+1} = \text{constant} \times (\epsilon_n)^m \quad m > 1 \quad (9.1.4)$$

are said to converge superlinearly. In other contexts “linear” convergence would be termed “exponential,” or “geometrical.” That is not too bad at all: Linear convergence means that successive significant figures are won linearly with computational effort.

It remains to discuss practical criteria for convergence. It is crucial to keep in mind that computers use a fixed number of binary digits to represent floating-point numbers. While your function might analytically pass through zero, it is possible that its computed value is never zero, for any floating-point argument. One must decide what accuracy on the root is attainable: Convergence to within  $10^{-6}$  in absolute value is reasonable when the root lies near 1, but certainly unachievable if the root lies near  $10^{26}$ . One might thus think to specify convergence by a relative (fractional) criterion, but this becomes unworkable for roots near zero. To be most general, the routines below will require you to specify an absolute tolerance, such that iterations continue until the interval becomes smaller than this tolerance in absolute units. Usually you may wish to take the tolerance to be  $\epsilon(|x_1| + |x_2|)/2$  where  $\epsilon$  is the machine precision and  $x_1$  and  $x_2$  are the initial brackets. When the root lies near zero you ought to consider carefully what reasonable tolerance means for your function. The following routine quits after 40 bisections in any event, with  $2^{-40} \approx 10^{-12}$ .

```

#include <math.h>
#define JMAX 40           Maximum allowed number of bisections.

float rtbis(float (*func)(float), float x1, float x2, float xacc)
Using bisection, find the root of a function func known to lie between x1 and x2. The root,
returned as rtbis, will be refined until its accuracy is ±xacc.
{
    void nrerror(char error_text[]);
    int j;
    float dx,f,fmid,xmid,rtb;

    f=(*func)(x1);
    fmid=(*func)(x2);
    if (f*fmid >= 0.0) nrerror("Root must be bracketed for bisection in rtbis");
    rtb = f < 0.0 ? (dx=x2-x1,x1) : (dx=x1-x2,x2);   Orient the search so that f>0
    for (j=1;j<=JMAX;j++) {                          lies at x+dx.
        fmid=(*func)(xmid=rtb+(dx *= 0.5));          Bisection loop.
        if (fmid <= 0.0) rtb=xmid;
        if (fabs(dx) < xacc || fmid == 0.0) return rtb;
    }
    nrerror("Too many bisections in rtbis");
    return 0.0;                                       Never get here.
}

```

## 9.2 Secant Method, False Position Method, and Ridders' Method

For functions that are smooth near a root, the methods known respectively as *false position* (or *regula falsi*) and *secant method* generally converge faster than bisection. In both of these methods the function is assumed to be approximately linear in the local region of interest, and the next improvement in the root is taken as the point where the approximating line crosses the axis. After each iteration one of the previous boundary points is discarded in favor of the latest estimate of the root.

The *only* difference between the methods is that secant retains the most recent of the prior estimates (Figure 9.2.1; this requires an arbitrary choice on the first iteration), while false position retains that prior estimate for which the function value has opposite sign from the function value at the current best estimate of the root, so that the two points continue to bracket the root (Figure 9.2.2). Mathematically, the secant method converges more rapidly near a root of a sufficiently continuous function. Its order of convergence can be shown to be the “golden ratio” 1.618 . . . , so that

$$\lim_{k \rightarrow \infty} |\epsilon_{k+1}| \approx \text{const} \times |\epsilon_k|^{1.618} \quad (9.2.1)$$

The secant method has, however, the disadvantage that the root does not necessarily remain bracketed. For functions that are *not* sufficiently continuous, the algorithm can therefore not be guaranteed to converge: Local behavior might send it off towards infinity.

Sample page from NUMERICAL RECIPES IN C: THE ART OF SCIENTIFIC COMPUTING (ISBN 0-521-43108-5)  
 Copyright (C) 1988-1992 by Cambridge University Press. Programs Copyright (C) 1988-1992 by Numerical Recipes Software.  
 Permission is granted for internet users to make one paper copy for their own personal use. Further reproduction, or any copying of machine-readable files (including this one), to any server computer, is strictly prohibited. To order Numerical Recipes books or CDROMs, visit website <http://www.nr.com> or call 1-800-872-7423 (North America only), or send email to [directcustserv@cambridge.org](mailto:directcustserv@cambridge.org) (outside North America).

```

#include <math.h>
#define JMAX 40           Maximum allowed number of bisections.

float rtbis(float (*func)(float), float x1, float x2, float xacc)
Using bisection, find the root of a function func known to lie between x1 and x2. The root,
returned as rtbis, will be refined until its accuracy is ±xacc.
{
    void nrerror(char error_text[]);
    int j;
    float dx,f,fmid,xmid,rtb;

    f=(*func)(x1);
    fmid=(*func)(x2);
    if (f*fmid >= 0.0) nrerror("Root must be bracketed for bisection in rtbis");
    rtb = f < 0.0 ? (dx=x2-x1,x1) : (dx=x1-x2,x2);   Orient the search so that f>0
    for (j=1;j<=JMAX;j++) {                          lies at x+dx.
        fmid=(*func)(xmid=rtb+(dx *= 0.5));         Bisection loop.
        if (fmid <= 0.0) rtb=xmid;
        if (fabs(dx) < xacc || fmid == 0.0) return rtb;
    }
    nrerror("Too many bisections in rtbis");
    return 0.0;                                       Never get here.
}

```

## 9.2 Secant Method, False Position Method, and Ridders' Method

For functions that are smooth near a root, the methods known respectively as *false position* (or *regula falsi*) and *secant method* generally converge faster than bisection. In both of these methods the function is assumed to be approximately linear in the local region of interest, and the next improvement in the root is taken as the point where the approximating line crosses the axis. After each iteration one of the previous boundary points is discarded in favor of the latest estimate of the root.

The *only* difference between the methods is that secant retains the most recent of the prior estimates (Figure 9.2.1; this requires an arbitrary choice on the first iteration), while false position retains that prior estimate for which the function value has opposite sign from the function value at the current best estimate of the root, so that the two points continue to bracket the root (Figure 9.2.2). Mathematically, the secant method converges more rapidly near a root of a sufficiently continuous function. Its order of convergence can be shown to be the “golden ratio” 1.618 . . . , so that

$$\lim_{k \rightarrow \infty} |\epsilon_{k+1}| \approx \text{const} \times |\epsilon_k|^{1.618} \quad (9.2.1)$$

The secant method has, however, the disadvantage that the root does not necessarily remain bracketed. For functions that are *not* sufficiently continuous, the algorithm can therefore not be guaranteed to converge: Local behavior might send it off towards infinity.

Sample page from NUMERICAL RECIPES IN C: THE ART OF SCIENTIFIC COMPUTING (ISBN 0-521-43108-5)  
 Copyright (C) 1988-1992 by Cambridge University Press. Programs Copyright (C) 1988-1992 by Numerical Recipes Software.  
 Permission is granted for internet users to make one paper copy for their own personal use. Further reproduction, or any copying of machine-readable files (including this one), to any server computer, is strictly prohibited. To order Numerical Recipes books or CDROMs, visit website <http://www.nr.com> or call 1-800-872-7423 (North America only), or send email to [directcustserv@cambridge.org](mailto:directcustserv@cambridge.org) (outside North America).

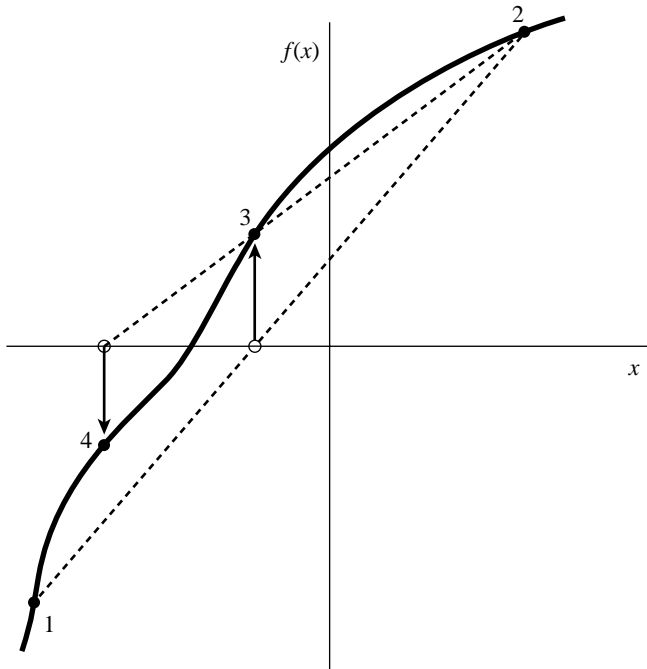


Figure 9.2.1. Secant method. Extrapolation or interpolation lines (dashed) are drawn through the two most recently evaluated points, whether or not they bracket the function. The points are numbered in the order that they are used.

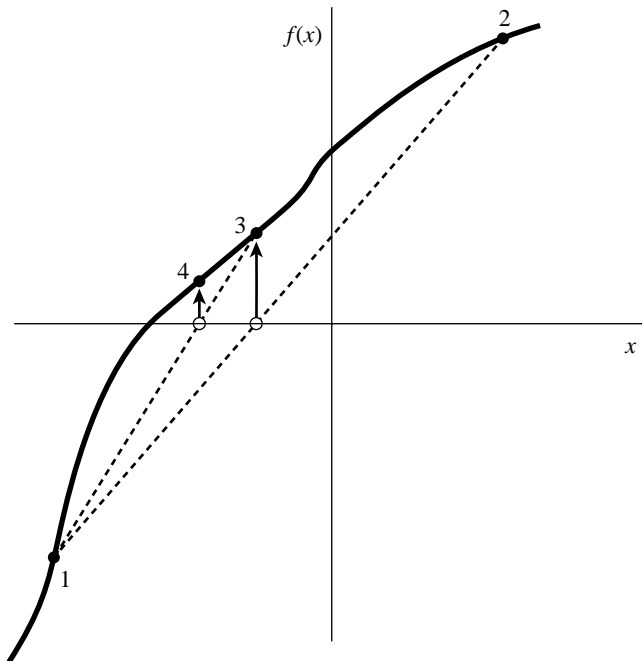


Figure 9.2.2. False position method. Interpolation lines (dashed) are drawn through the most recent points that bracket the root. In this example, point 1 thus remains “active” for many steps. False position converges less rapidly than the secant method, but it is more certain.

Sample page from NUMERICAL RECIPES IN C: THE ART OF SCIENTIFIC COMPUTING (ISBN 0-521-43108-5)  
 Copyright (C) 1988-1992 by Cambridge University Press. Programs Copyright (C) 1988-1992 by Numerical Recipes Software.  
 Permission is granted for internet users to make one paper copy for their own personal use. Further reproduction, or any copying of machine-readable files (including this one), to any server computer, is strictly prohibited. To order Numerical Recipes books or CDROMs, visit website <http://www.nr.com> or call 1-800-872-7423 (North America only), or send email to [directcustserv@cambridge.org](mailto:directcustserv@cambridge.org) (outside North America).

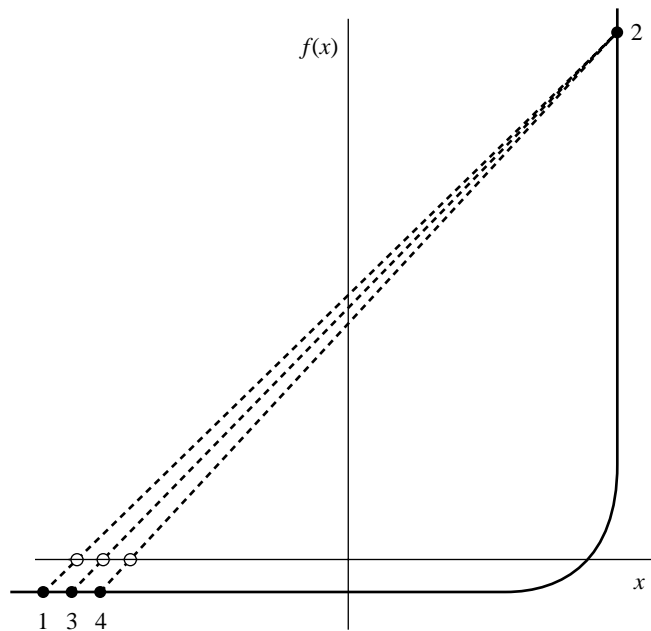


Figure 9.2.3. Example where both the secant and false position methods will take many iterations to arrive at the true root. This function would be difficult for many other root-finding methods.

False position, since it sometimes keeps an older rather than newer function evaluation, has a lower order of convergence. Since the newer function value will *sometimes* be kept, the method is often superlinear, but estimation of its exact order is not so easy.

Here are sample implementations of these two related methods. While these methods are standard textbook fare, *Ridders' method*, described below, or *Brent's method*, in the next section, are almost always better choices. Figure 9.2.3 shows the behavior of secant and false-position methods in a difficult situation.

```
#include <math.h>
#define MAXIT 30                Set to the maximum allowed number of iterations.

float rtfisp(float (*func)(float), float x1, float x2, float xacc)
Using the false position method, find the root of a function func known to lie between x1 and
x2. The root, returned as rtfisp, is refined until its accuracy is  $\pm xacc$ .
{
    void nrerror(char error_text[]);
    int j;
    float fl,fh,xl,xh,swap,dx,del,f,rtf;

    fl=(*func)(x1);
    fh=(*func)(x2);           Be sure the interval brackets a root.
    if (fl*fh > 0.0) nrerror("Root must be bracketed in rtfisp");
    if (fl < 0.0) {           Identify the limits so that x1 corresponds to the low
        xl=x1;                side.
        xh=x2;
    } else {
        xl=x2;
        xh=x1;
        swap=fl;
    }
}
```

```

    fl=fh;
    fh=swap;
}
dx=xh-xl;
for (j=1;j<=MAXIT;j++) {           False position loop.
    rtf=xl+dx*f1/(f1-fh);           Increment with respect to latest value.
    f>(*func)(rtf);
    if (f < 0.0) {                 Replace appropriate limit.
        del=xl-rtf;
        xl=rtf;
        fl=f;
    } else {
        del=xh-rtf;
        xh=rtf;
        fh=f;
    }
    dx=xh-xl;
    if (fabs(del) < xacc || f == 0.0) return rtf;           Convergence.
}
nrerror("Maximum number of iterations exceeded in rtf1sp");
return 0.0;                       Never get here.
}

#include <math.h>
#define MAXIT 30                   Maximum allowed number of iterations.

float rtsec(float (*func)(float), float x1, float x2, float xacc)
Using the secant method, find the root of a function func thought to lie between x1 and x2.
The root, returned as rtsec, is refined until its accuracy is  $\pm xacc$ .
{
    void nrerror(char error_text[]);
    int j;
    float fl,f,dx,swap,xl,rts;

    fl>(*func)(x1);
    f>(*func)(x2);
    if (fabs(fl) < fabs(f)) {       Pick the bound with the smaller function value as
        rts=x1;                     the most recent guess.
        xl=x2;
        swap=fl;
        fl=f;
        f=swap;
    } else {
        xl=x1;
        rts=x2;
    }
    for (j=1;j<=MAXIT;j++) {       Secant loop.
        dx=(xl-rts)*f/(f-fl);       Increment with respect to latest value.
        xl=rts;
        fl=f;
        rts += dx;
        f>(*func)(rts);
        if (fabs(dx) < xacc || f == 0.0) return rts;           Convergence.
    }
    nrerror("Maximum number of iterations exceeded in rtsec");
    return 0.0;                   Never get here.
}

```

Sample page from NUMERICAL RECIPES IN C: THE ART OF SCIENTIFIC COMPUTING (ISBN 0-521-43108-5)  
 Copyright (C) 1988-1992 by Cambridge University Press. Programs Copyright (C) 1988-1992 by Numerical Recipes Software.  
 Permission is granted for internet users to make one paper copy for their own personal use. Further reproduction, or any copying of machine-readable files (including this one), to any server computer, is strictly prohibited. To order Numerical Recipes books or CDROMs, visit website <http://www.nr.com> or call 1-800-872-7423 (North America only), or send email to [directcustserv@cambridge.org](mailto:directcustserv@cambridge.org) (outside North America).



## Ridders' Method

A powerful variant on false position is due to Ridders [1]. When a root is bracketed between  $x_1$  and  $x_2$ , Ridders' method first evaluates the function at the midpoint  $x_3 = (x_1 + x_2)/2$ . It then factors out that unique exponential function which turns the residual function into a straight line. Specifically, it solves for a factor  $e^Q$  that gives

$$f(x_1) - 2f(x_3)e^Q + f(x_2)e^{2Q} = 0 \quad (9.2.2)$$

This is a quadratic equation in  $e^Q$ , which can be solved to give

$$e^Q = \frac{f(x_3) + \text{sign}[f(x_2)]\sqrt{f(x_3)^2 - f(x_1)f(x_2)}}{f(x_2)} \quad (9.2.3)$$

Now the false position method is applied, not to the values  $f(x_1), f(x_3), f(x_2)$ , but to the values  $f(x_1), f(x_3)e^Q, f(x_2)e^{2Q}$ , yielding a new guess for the root,  $x_4$ . The overall updating formula (incorporating the solution 9.2.3) is

$$x_4 = x_3 + (x_3 - x_1) \frac{\text{sign}[f(x_1) - f(x_2)]f(x_3)}{\sqrt{f(x_3)^2 - f(x_1)f(x_2)}} \quad (9.2.4)$$

Equation (9.2.4) has some very nice properties. First,  $x_4$  is guaranteed to lie in the interval  $(x_1, x_2)$ , so the method never jumps out of its brackets. Second, the convergence of successive applications of equation (9.2.4) is *quadratic*, that is,  $m = 2$  in equation (9.1.4). Since each application of (9.2.4) requires two function evaluations, the actual order of the method is  $\sqrt{2}$ , not 2; but this is still quite respectably superlinear: the number of significant digits in the answer approximately *doubles* with each two function evaluations. Third, taking out the function's "bend" via exponential (that is, ratio) factors, rather than via a polynomial technique (e.g., fitting a parabola), turns out to give an extraordinarily robust algorithm. In both reliability and speed, Ridders' method is generally competitive with the more highly developed and better established (but more complicated) method of Van Wijngaarden, Dekker, and Brent, which we next discuss.

```
#include <math.h>
#include "nrutil.h"
#define MAXIT 60
#define UNUSED (-1.11e30)
```

```
float zriddr(float (*func)(float), float x1, float x2, float xacc)
Using Ridders' method, return the root of a function func known to lie between x1 and x2.
The root, returned as zriddr, will be refined to an approximate accuracy xacc.
```

```
{
    int j;
    float ans, fh, fl, fm, fnew, s, xh, xl, xm, xnew;

    fl = (*func)(x1);
    fh = (*func)(x2);
    if ((fl > 0.0 && fh < 0.0) || (fl < 0.0 && fh > 0.0)) {
        xl = x1;
        xh = x2;
        ans = UNUSED;

```

Any highly unlikely value, to simplify logic below.

```

for (j=1;j<=MAXIT;j++) {
  xm=0.5*(xl+xh);
  fm>(*func)(xm);           First of two function evaluations per it-
  s=sqrt(fm*fm-fl*fh);      eration.
  if (s == 0.0) return ans;
  xnew=xm+(xm-xl)*((fl >= fh ? 1.0 : -1.0)*fm/s);   Updating formula.
  if (fabs(xnew-ans) <= xacc) return ans;
  ans=xnew;
  fnew>(*func)(ans);       Second of two function evaluations per
  if (fnew == 0.0) return ans;   iteration.
  if (SIGN(fm,fnew) != fm) {     Bookkeeping to keep the root bracketed
    xl=xm;                       on next iteration.
    fl=fm;
    xh=ans;
    fh=fnew;
  } else if (SIGN(fl,fnew) != fl) {
    xh=ans;
    fh=fnew;
  } else if (SIGN(fh,fnew) != fh) {
    xl=ans;
    fl=fnew;
  } else nrerror("never get here.");
  if (fabs(xh-xl) <= xacc) return ans;
}
nrerror("zriddr exceed maximum iterations");
}
else {
  if (fl == 0.0) return x1;
  if (fh == 0.0) return x2;
  nrerror("root must be bracketed in zriddr.");
}
return 0.0;           Never get here.
}

```

## CITED REFERENCES AND FURTHER READING:

- Ralston, A., and Rabinowitz, P. 1978, *A First Course in Numerical Analysis*, 2nd ed. (New York: McGraw-Hill), §8.3.
- Ostrowski, A.M. 1966, *Solutions of Equations and Systems of Equations*, 2nd ed. (New York: Academic Press), Chapter 12.
- Ridders, C.J.F. 1979, *IEEE Transactions on Circuits and Systems*, vol. CAS-26, pp. 979–980. [1]

## 9.3 Van Wijngaarden–Dekker–Brent Method

While secant and false position formally converge faster than bisection, one finds in practice pathological functions for which bisection converges more rapidly. These can be choppy, discontinuous functions, or even smooth functions if the second derivative changes sharply near the root. Bisection always halves the interval, while secant and false position can sometimes spend many cycles slowly pulling distant bounds closer to a root. Ridders' method does a much better job, but it too can sometimes be fooled. Is there a way to combine superlinear convergence with the sureness of bisection?

```

for (j=1;j<=MAXIT;j++) {
  xm=0.5*(xl+xh);
  fm>(*func)(xm);           First of two function evaluations per it-
  s=sqrt(fm*fm-fl*fh);      eration.
  if (s == 0.0) return ans;
  xnew=xm+(xm-xl)*((fl >= fh ? 1.0 : -1.0)*fm/s);   Updating formula.
  if (fabs(xnew-ans) <= xacc) return ans;
  ans=xnew;
  fnew>(*func)(ans);       Second of two function evaluations per
  if (fnew == 0.0) return ans;   iteration.
  if (SIGN(fm,fnew) != fm) {    Bookkeeping to keep the root bracketed
    xl=xm;                     on next iteration.
    fl=fm;
    xh=ans;
    fh=fnew;
  } else if (SIGN(fl,fnew) != fl) {
    xh=ans;
    fh=fnew;
  } else if (SIGN(fh,fnew) != fh) {
    xl=ans;
    fl=fnew;
  } else nrerror("never get here.");
  if (fabs(xh-xl) <= xacc) return ans;
}
nrerror("zriddr exceed maximum iterations");
}
else {
  if (fl == 0.0) return x1;
  if (fh == 0.0) return x2;
  nrerror("root must be bracketed in zriddr.");
}
return 0.0;                 Never get here.
}

```

## CITED REFERENCES AND FURTHER READING:

- Ralston, A., and Rabinowitz, P. 1978, *A First Course in Numerical Analysis*, 2nd ed. (New York: McGraw-Hill), §8.3.
- Ostrowski, A.M. 1966, *Solutions of Equations and Systems of Equations*, 2nd ed. (New York: Academic Press), Chapter 12.
- Ridders, C.J.F. 1979, *IEEE Transactions on Circuits and Systems*, vol. CAS-26, pp. 979–980. [1]

## 9.3 Van Wijngaarden–Dekker–Brent Method

While secant and false position formally converge faster than bisection, one finds in practice pathological functions for which bisection converges more rapidly. These can be choppy, discontinuous functions, or even smooth functions if the second derivative changes sharply near the root. Bisection always halves the interval, while secant and false position can sometimes spend many cycles slowly pulling distant bounds closer to a root. Ridders' method does a much better job, but it too can sometimes be fooled. Is there a way to combine superlinear convergence with the sureness of bisection?

Yes. We can keep track of whether a supposedly superlinear method is actually converging the way it is supposed to, and, if it is not, we can intersperse bisection steps so as to guarantee *at least* linear convergence. This kind of super-strategy requires attention to bookkeeping detail, and also careful consideration of how roundoff errors can affect the guiding strategy. Also, we must be able to determine reliably when convergence has been achieved.

An excellent algorithm that pays close attention to these matters was developed in the 1960s by van Wijngaarden, Dekker, and others at the Mathematical Center in Amsterdam, and later improved by Brent [1]. For brevity, we refer to the final form of the algorithm as *Brent's method*. The method is *guaranteed* (by Brent) to converge, so long as the function can be evaluated within the initial interval known to contain a root.

Brent's method combines root bracketing, bisection, and *inverse quadratic interpolation* to converge from the neighborhood of a zero crossing. While the false position and secant methods assume approximately linear behavior between two prior root estimates, inverse quadratic interpolation uses three prior points to fit an inverse quadratic function ( $x$  as a quadratic function of  $y$ ) whose value at  $y = 0$  is taken as the next estimate of the root  $x$ . Of course one must have contingency plans for what to do if the root falls outside of the brackets. Brent's method takes care of all that. If the three point pairs are  $[a, f(a)]$ ,  $[b, f(b)]$ ,  $[c, f(c)]$  then the interpolation formula (cf. equation 3.1.1) is

$$x = \frac{[y - f(a)][y - f(b)]c}{[f(c) - f(a)][f(c) - f(b)]} + \frac{[y - f(b)][y - f(c)]a}{[f(a) - f(b)][f(a) - f(c)]} + \frac{[y - f(c)][y - f(a)]b}{[f(b) - f(c)][f(b) - f(a)]} \quad (9.3.1)$$

Setting  $y$  to zero gives a result for the next root estimate, which can be written as

$$x = b + P/Q \quad (9.3.2)$$

where, in terms of

$$R \equiv f(b)/f(c), \quad S \equiv f(b)/f(a), \quad T \equiv f(a)/f(c) \quad (9.3.3)$$

we have

$$P = S[T(R - T)(c - b) - (1 - R)(b - a)] \quad (9.3.4)$$

$$Q = (T - 1)(R - 1)(S - 1) \quad (9.3.5)$$

In practice  $b$  is the current best estimate of the root and  $P/Q$  ought to be a "small" correction. Quadratic methods work well only when the function behaves smoothly; they run the serious risk of giving very bad estimates of the next root or causing machine failure by an inappropriate division by a very small number ( $Q \approx 0$ ). Brent's method guards against this problem by maintaining brackets on the root and checking where the interpolation would land before carrying out the division. When the correction  $P/Q$  would not land within the bounds, or when the bounds are not collapsing rapidly enough, the algorithm takes a bisection step. Thus,

Brent's method combines the sureness of bisection with the speed of a higher-order method when appropriate. We recommend it as the method of choice for general one-dimensional root finding where a function's values only (and not its derivative or functional form) are available.

```
#include <math.h>
#include "nrutil.h"
#define ITMAX 100           Maximum allowed number of iterations.
#define EPS 3.0e-8         Machine floating-point precision.

float zbrent(float (*func)(float), float x1, float x2, float tol)
Using Brent's method, find the root of a function func known to lie between x1 and x2. The
root, returned as zbrent, will be refined until its accuracy is tol.
{
    int iter;
    float a=x1,b=x2,c=x2,d,e,min1,min2;
    float fa=(*func)(a),fb=(*func)(b),fc,p,q,r,s,tol1,xm;

    if ((fa > 0.0 && fb > 0.0) || (fa < 0.0 && fb < 0.0))
        nrerror("Root must be bracketed in zbrent");
    fc=fb;
    for (iter=1;iter<=ITMAX;iter++) {
        if ((fb > 0.0 && fc > 0.0) || (fb < 0.0 && fc < 0.0)) {
            c=a;           Rename a, b, c and adjust bounding interval
            fc=fa;         d.
            e=d=b-a;
        }
        if (fabs(fc) < fabs(fb)) {
            a=b;
            b=c;
            c=a;
            fa=fb;
            fb=fc;
            fc=fa;
        }
        tol1=2.0*EPS*fabs(b)+0.5*tol;   Convergence check.
        xm=0.5*(c-b);
        if (fabs(xm) <= tol1 || fb == 0.0) return b;
        if (fabs(e) >= tol1 && fabs(fa) > fabs(fb)) {
            s=fb/fa;           Attempt inverse quadratic interpolation.
            if (a == c) {
                p=2.0*xm*s;
                q=1.0-s;
            } else {
                q=fa/fc;
                r=fb/fc;
                p=s*(2.0*xm*q*(q-r)-(b-a)*(r-1.0));
                q=(q-1.0)*(r-1.0)*(s-1.0);
            }
            if (p > 0.0) q = -q;           Check whether in bounds.
            p=fabs(p);
            min1=3.0*xm*q-fabs(tol1*q);
            min2=fabs(e*q);
            if (2.0*p < (min1 < min2 ? min1 : min2)) {
                e=d;
                d=p/q;           Accept interpolation.
            } else {
                d=xm;           Interpolation failed, use bisection.
                e=d;
            }
        } else {
            Bounds decreasing too slowly, use bisection.
            d=xm;
            e=d;
        }
    }
}
```

Sample page from NUMERICAL RECIPES IN C: THE ART OF SCIENTIFIC COMPUTING (ISBN 0-521-43108-5)  
 Copyright (C) 1988-1992 by Cambridge University Press. Programs Copyright (C) 1988-1992 by Numerical Recipes Software.  
 Permission is granted for internet users to make one paper copy for their own personal use. Further reproduction, or any copying of machine-readable files (including this one), to any server computer, is strictly prohibited. To order Numerical Recipes books or CDROMs, visit website <http://www.nr.com> or call 1-800-872-7423 (North America only), or send email to [directcustserv@cambridge.org](mailto:directcustserv@cambridge.org) (outside North America).

```

    }
    a=b;                Move last best guess to a.
    fa=fb;
    if (fabs(d) > tol1) Evaluate new trial root.
        b += d;
    else
        b += SIGN(tol1,xm);
    fb=(*func)(b);
}
nrerror("Maximum number of iterations exceeded in zbrent");
return 0.0;           Never get here.
}

```

## CITED REFERENCES AND FURTHER READING:

- Brent, R.P. 1973, *Algorithms for Minimization without Derivatives* (Englewood Cliffs, NJ: Prentice-Hall), Chapters 3, 4. [1]
- Forsythe, G.E., Malcolm, M.A., and Moler, C.B. 1977, *Computer Methods for Mathematical Computations* (Englewood Cliffs, NJ: Prentice-Hall), §7.2.

## 9.4 Newton-Raphson Method Using Derivative

Perhaps the most celebrated of all one-dimensional root-finding routines is *Newton's method*, also called the *Newton-Raphson method*. This method is distinguished from the methods of previous sections by the fact that it requires the evaluation of both the function  $f(x)$ , and the derivative  $f'(x)$ , at arbitrary points  $x$ . The Newton-Raphson formula consists geometrically of extending the tangent line at a current point  $x_i$  until it crosses zero, then setting the next guess  $x_{i+1}$  to the abscissa of that zero-crossing (see Figure 9.4.1). Algebraically, the method derives from the familiar Taylor series expansion of a function in the neighborhood of a point,

$$f(x + \delta) \approx f(x) + f'(x)\delta + \frac{f''(x)}{2}\delta^2 + \dots \quad (9.4.1)$$

For small enough values of  $\delta$ , and for well-behaved functions, the terms beyond linear are unimportant, hence  $f(x + \delta) = 0$  implies

$$\delta = -\frac{f(x)}{f'(x)}. \quad (9.4.2)$$

Newton-Raphson is not restricted to one dimension. The method readily generalizes to multiple dimensions, as we shall see in §9.6 and §9.7, below.

Far from a root, where the higher-order terms in the series *are* important, the Newton-Raphson formula can give grossly inaccurate, meaningless corrections. For instance, the initial guess for the root might be so far from the true root as to let the search interval include a local maximum or minimum of the function. This can be death to the method (see Figure 9.4.2). If an iteration places a trial guess near such a local extremum, so that the first derivative nearly vanishes, then Newton-Raphson sends its solution off to limbo, with vanishingly small hope of recovery.

```

    }
    a=b;                Move last best guess to a.
    fa=fb;
    if (fabs(d) > tol1) Evaluate new trial root.
        b += d;
    else
        b += SIGN(tol1,xm);
    fb=(*func)(b);
}
nrerror("Maximum number of iterations exceeded in zbrent");
return 0.0;           Never get here.
}

```

## CITED REFERENCES AND FURTHER READING:

- Brent, R.P. 1973, *Algorithms for Minimization without Derivatives* (Englewood Cliffs, NJ: Prentice-Hall), Chapters 3, 4. [1]
- Forsythe, G.E., Malcolm, M.A., and Moler, C.B. 1977, *Computer Methods for Mathematical Computations* (Englewood Cliffs, NJ: Prentice-Hall), §7.2.

## 9.4 Newton-Raphson Method Using Derivative

Perhaps the most celebrated of all one-dimensional root-finding routines is *Newton's method*, also called the *Newton-Raphson method*. This method is distinguished from the methods of previous sections by the fact that it requires the evaluation of both the function  $f(x)$ , and the derivative  $f'(x)$ , at arbitrary points  $x$ . The Newton-Raphson formula consists geometrically of extending the tangent line at a current point  $x_i$  until it crosses zero, then setting the next guess  $x_{i+1}$  to the abscissa of that zero-crossing (see Figure 9.4.1). Algebraically, the method derives from the familiar Taylor series expansion of a function in the neighborhood of a point,

$$f(x + \delta) \approx f(x) + f'(x)\delta + \frac{f''(x)}{2}\delta^2 + \dots \quad (9.4.1)$$

For small enough values of  $\delta$ , and for well-behaved functions, the terms beyond linear are unimportant, hence  $f(x + \delta) = 0$  implies

$$\delta = -\frac{f(x)}{f'(x)}. \quad (9.4.2)$$

Newton-Raphson is not restricted to one dimension. The method readily generalizes to multiple dimensions, as we shall see in §9.6 and §9.7, below.

Far from a root, where the higher-order terms in the series *are* important, the Newton-Raphson formula can give grossly inaccurate, meaningless corrections. For instance, the initial guess for the root might be so far from the true root as to let the search interval include a local maximum or minimum of the function. This can be death to the method (see Figure 9.4.2). If an iteration places a trial guess near such a local extremum, so that the first derivative nearly vanishes, then Newton-Raphson sends its solution off to limbo, with vanishingly small hope of recovery.

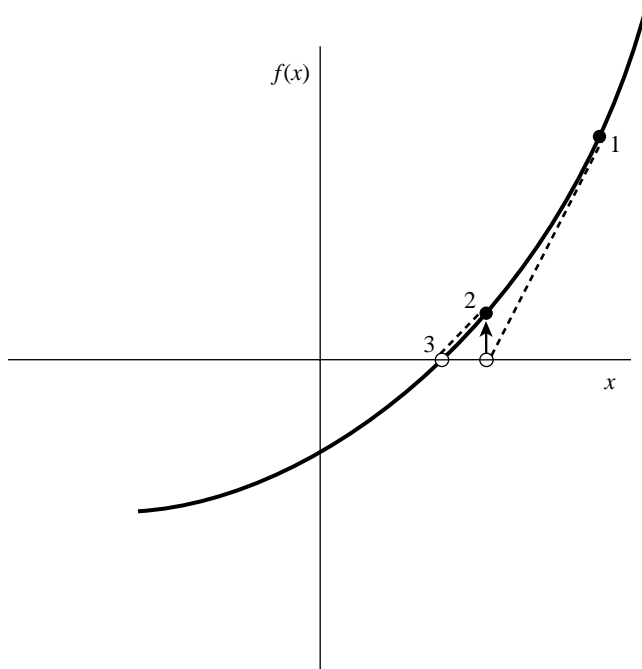


Figure 9.4.1. Newton's method extrapolates the local derivative to find the next estimate of the root. In this example it works well and converges quadratically.

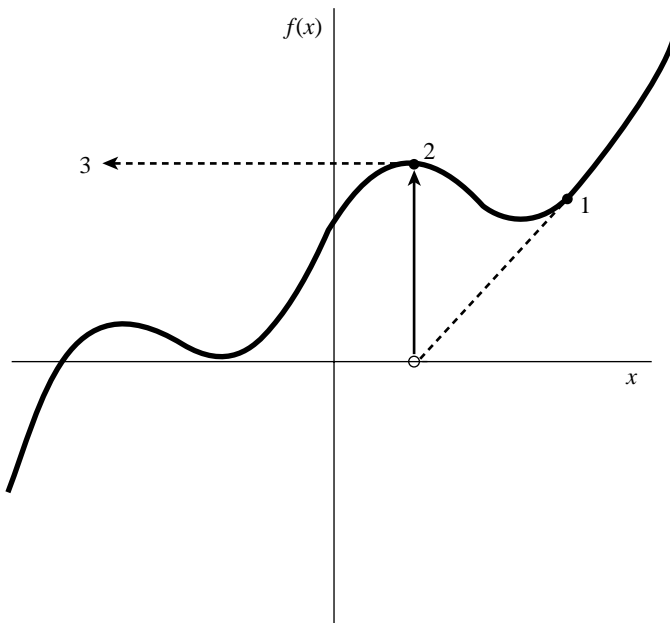


Figure 9.4.2. Unfortunate case where Newton's method encounters a local extremum and shoots off to outer space. Here bracketing bounds, as in `rtsafe`, would save the day.



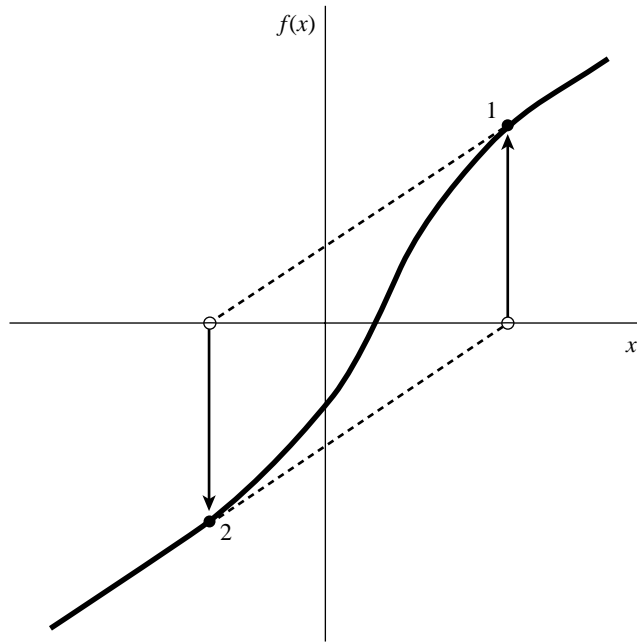


Figure 9.4.3. Unfortunate case where Newton's method enters a nonconvergent cycle. This behavior is often encountered when the function  $f$  is obtained, in whole or in part, by table interpolation. With a better initial guess, the method would have succeeded.

Like most powerful tools, Newton-Raphson can be destructively used in inappropriate circumstances. Figure 9.4.3 demonstrates another possible pathology.

Why do we call Newton-Raphson powerful? The answer lies in its rate of convergence: Within a small distance  $\epsilon$  of  $x$  the function and its derivative are approximately:

$$\begin{aligned} f(x + \epsilon) &= f(x) + \epsilon f'(x) + \epsilon^2 \frac{f''(x)}{2} + \dots, \\ f'(x + \epsilon) &= f'(x) + \epsilon f''(x) + \dots \end{aligned} \quad (9.4.3)$$

By the Newton-Raphson formula,

$$x_{i+1} = x_i - \frac{f(x_i)}{f'(x_i)}, \quad (9.4.4)$$

so that

$$\epsilon_{i+1} = \epsilon_i - \frac{f(x_i)}{f'(x_i)}. \quad (9.4.5)$$

When a trial solution  $x_i$  differs from the true root by  $\epsilon_i$ , we can use (9.4.3) to express  $f(x_i)$ ,  $f'(x_i)$  in (9.4.4) in terms of  $\epsilon_i$  and derivatives at the root itself. The result is a recurrence relation for the deviations of the trial solutions

$$\epsilon_{i+1} = -\epsilon_i^2 \frac{f''(x)}{2f'(x)}. \quad (9.4.6)$$

Equation (9.4.6) says that Newton-Raphson converges *quadratically* (cf. equation 9.2.3). Near a root, the number of significant digits approximately *doubles* with each step. This very strong convergence property makes Newton-Raphson the method of choice for any function whose derivative can be evaluated efficiently, and whose derivative is continuous and nonzero in the neighborhood of a root.

Even where Newton-Raphson is rejected for the early stages of convergence (because of its poor global convergence properties), it is very common to “polish up” a root with one or two steps of Newton-Raphson, which can multiply by two or four its number of significant figures!

For an efficient realization of Newton-Raphson the user provides a routine that evaluates both  $f(x)$  and its first derivative  $f'(x)$  at the point  $x$ . The Newton-Raphson formula can also be applied using a numerical difference to approximate the true local derivative,

$$f'(x) \approx \frac{f(x+dx) - f(x)}{dx}. \quad (9.4.7)$$

This is not, however, a recommended procedure for the following reasons: (i) You are doing two function evaluations per step, so *at best* the superlinear order of convergence will be only  $\sqrt{2}$ . (ii) If you take  $dx$  too small you will be wiped out by roundoff, while if you take it too large your order of convergence will be only linear, no better than using the *initial* evaluation  $f'(x_0)$  for all subsequent steps. Therefore, Newton-Raphson with numerical derivatives is (in one dimension) always dominated by the secant method of §9.2. (In multidimensions, where there is a paucity of available methods, Newton-Raphson with numerical derivatives must be taken more seriously. See §§9.6–9.7.)

The following function calls a user supplied function `funcd(x, fn, df)` which supplies the function value as `fn` and the derivative as `df`. We have included input bounds on the root simply to be consistent with previous root-finding routines: Newton does not adjust bounds, and works only on local information at the point  $x$ . The bounds are used only to pick the midpoint as the first guess, and to reject the solution if it wanders outside of the bounds.

```
#include <math.h>
#define JMAX 20                               Set to maximum number of iterations.
```

```
float rtnewt(void (*funcd)(float, float *, float *), float x1, float x2,
            float xacc)
```

Using the Newton-Raphson method, find the root of a function known to lie in the interval  $[x_1, x_2]$ . The root `rtnewt` will be refined until its accuracy is known within  $\pm xacc$ . `funcd` is a user-supplied routine that returns both the function value and the first derivative of the function at the point  $x$ .

```
{
    void nrrerror(char error_text[]);
    int j;
    float df, dx, f, rtn;

    rtn=0.5*(x1+x2);                               Initial guess.
    for (j=1; j<=JMAX; j++) {
        (*funcd)(rtn, &f, &df);
        dx=f/df;
        rtn -= dx;
        if ((x1-rtn)*(rtn-x2) < 0.0)
            nrrerror("Jumped out of brackets in rtnewt");
    }
```

```

    if (fabs(dx) < xacc) return rtn;      Convergence.
}
nrrror("Maximum number of iterations exceeded in rtnewt");
return 0.0;                               Never get here.
}

```

While Newton-Raphson's global convergence properties are poor, it is fairly easy to design a fail-safe routine that utilizes a combination of bisection and Newton-Raphson. The hybrid algorithm takes a bisection step whenever Newton-Raphson would take the solution out of bounds, or whenever Newton-Raphson is not reducing the size of the brackets rapidly enough.

```

#include <math.h>
#define MAXIT 100                               Maximum allowed number of iterations.

float rtsafe(void (*funcd)(float, float *, float *), float x1, float x2,
             float xacc)
Using a combination of Newton-Raphson and bisection, find the root of a function bracketed
between x1 and x2. The root, returned as the function value rtsafe, will be refined until
its accuracy is known within ±xacc. funcd is a user-supplied routine that returns both the
function value and the first derivative of the function.
{
    void nrrror(char error_text[]);
    int j;
    float df,dx,dxold,f,fh,fl;
    float temp,xh,xl,rts;

    (*funcd)(x1,&fl,&df);
    (*funcd)(x2,&fh,&df);
    if ((fl > 0.0 && fh > 0.0) || (fl < 0.0 && fh < 0.0))
        nrrror("Root must be bracketed in rtsafe");
    if (fl == 0.0) return x1;
    if (fh == 0.0) return x2;
    if (fl < 0.0) {                               Orient the search so that f(x1) < 0.
        xl=x1;
        xh=x2;
    } else {
        xh=x1;
        xl=x2;
    }
    rts=0.5*(x1+x2);                               Initialize the guess for root,
    dxold=fabs(x2-x1);                             the "stepsize before last,"
    dx=dxold;                                       and the last step.
    (*funcd)(rts,&f,&df);
    for (j=1;j<=MAXIT;j++) {                       Loop over allowed iterations.
        if (((rts-xh)*df-f)*((rts-xl)*df-f) > 0.0)  Bisection if Newton out of range,
            || (fabs(2.0*f) > fabs(dxold*df)) {    or not decreasing fast enough.
                dxold=dx;
                dx=0.5*(xh-xl);
                rts=xl+dx;
                if (xl == rts) return rts;         Change in root is negligible.
            } else {                               Newton step acceptable. Take it.
                dxold=dx;
                dx=f/df;
                temp=rts;
                rts -= dx;
                if (temp == rts) return rts;
            }
        }
    }
    if (fabs(dx) < xacc) return rts;               Convergence criterion.
    (*funcd)(rts,&f,&df);
    The one new function evaluation per iteration.
}

```

Sample page from NUMERICAL RECIPES IN C: THE ART OF SCIENTIFIC COMPUTING (ISBN 0-521-43108-5)  
 Copyright (C) 1988-1992 by Cambridge University Press. Programs Copyright (C) 1988-1992 by Numerical Recipes Software.  
 Permission is granted for internet users to make one paper copy for their own personal use. Further reproduction, or any copying of machine-  
 readable files (including this one), to any server computer, is strictly prohibited. To order Numerical Recipes books or CDROMs, visit website  
<http://www.nr.com> or call 1-800-872-7423 (North America only), or send email to [directcustserv@cambridge.org](mailto:directcustserv@cambridge.org) (outside North America).

```

    if (f < 0.0)                Maintain the bracket on the root.
        xl=rts;
    else
        xh=rts;
}
nrerror("Maximum number of iterations exceeded in rtsafe");
return 0.0;                    Never get here.
}

```

For many functions the derivative  $f'(x)$  often converges to machine accuracy before the function  $f(x)$  itself does. When that is the case one need not subsequently update  $f'(x)$ . This shortcut is recommended only when you confidently understand the generic behavior of your function, but it speeds computations when the derivative calculation is laborious. (Formally this makes the convergence only linear, but if the derivative isn't changing anyway, you can do no better.)

### Newton-Raphson and Fractals

An interesting sidelight to our repeated warnings about Newton-Raphson's unpredictable global convergence properties — its very rapid local convergence notwithstanding — is to investigate, for some particular equation, the set of starting values from which the method does, or doesn't converge to a root.

Consider the simple equation

$$z^3 - 1 = 0 \quad (9.4.8)$$

whose single real root is  $z = 1$ , but which also has complex roots at the other two cube roots of unity,  $\exp(\pm 2\pi i/3)$ . Newton's method gives the iteration

$$z_{j+1} = z_j - \frac{z_j^3 - 1}{3z_j^2} \quad (9.4.9)$$

Up to now, we have applied an iteration like equation (9.4.9) only for real starting values  $z_0$ , but in fact all of the equations in this section also apply in the complex plane. We can therefore map out the complex plane into regions from which a starting value  $z_0$ , iterated in equation (9.4.9), will, or won't, converge to  $z = 1$ . Naively, we might expect to find a "basin of convergence" somehow surrounding the root  $z = 1$ . We surely do not expect the basin of convergence to fill the whole plane, because the plane must also contain regions that converge to each of the two complex roots. In fact, by symmetry, the three regions must have identical shapes. Perhaps they will be three symmetric  $120^\circ$  wedges, with one root centered in each?

Now take a look at Figure 9.4.4, which shows the result of a numerical exploration. The basin of convergence does indeed cover  $1/3$  the area of the complex plane, but its boundary is highly irregular — in fact, *fractal*. (A fractal, so called, has self-similar structure that repeats on all scales of magnification.) How does this fractal emerge from something as simple as Newton's method, and an equation as simple as (9.4.8)? The answer is already implicit in Figure 9.4.2, which showed how, on the real line, a local extremum causes Newton's method to shoot off to infinity. Suppose one is *slightly* removed from such a point. Then one might be shot off not to infinity, but — by luck — right into the basin of convergence of the desired

Figure 9.4.4. The complex  $z$  plane with real and imaginary components in the range  $(-2, 2)$ . The black region is the set of points from which Newton's method converges to the root  $z = 1$  of the equation  $z^3 - 1 = 0$ . Its shape is fractal.

root. But that means that in the neighborhood of an extremum there must be a tiny, perhaps distorted, copy of the basin of convergence — a kind of “one-bounce away” copy. Similar logic shows that there can be “two-bounce” copies, “three-bounce” copies, and so on. A fractal thus emerges.

Notice that, for equation (9.4.8), almost the whole real axis is in the domain of convergence for the root  $z = 1$ . We say “almost” because of the peculiar discrete points on the negative real axis whose convergence is indeterminate (see figure). What happens if you start Newton's method from one of these points? (Try it.)

#### CITED REFERENCES AND FURTHER READING:

- Acton, F.S. 1970, *Numerical Methods That Work*; 1990, corrected edition (Washington: Mathematical Association of America), Chapter 2.
- Ralston, A., and Rabinowitz, P. 1978, *A First Course in Numerical Analysis*, 2nd ed. (New York: McGraw-Hill), §8.4.
- Ortega, J., and Rheinboldt, W. 1970, *Iterative Solution of Nonlinear Equations in Several Variables* (New York: Academic Press).
- Mandelbrot, B.B. 1983, *The Fractal Geometry of Nature* (San Francisco: W.H. Freeman).
- Peitgen, H.-O., and Saupe, D. (eds.) 1988, *The Science of Fractal Images* (New York: Springer-Verlag).

## 9.5 Roots of Polynomials

Here we present a few methods for finding roots of polynomials. These will serve for most practical problems involving polynomials of low-to-moderate degree or for well-conditioned polynomials of higher degree. Not as well appreciated as it ought to be is the fact that some polynomials are exceedingly ill-conditioned. The tiniest changes in a polynomial's coefficients can, in the worst case, send its roots sprawling all over the complex plane. (An infamous example due to Wilkinson is detailed by Acton [1].)

Recall that a polynomial of degree  $n$  will have  $n$  roots. The roots can be real or complex, and they might not be distinct. If the coefficients of the polynomial are real, then complex roots will occur in pairs that are conjugate, i.e., if  $x_1 = a + bi$  is a root then  $x_2 = a - bi$  will also be a root. When the coefficients are complex, the complex roots need not be related.

Multiple roots, or closely spaced roots, produce the most difficulty for numerical algorithms (see Figure 9.5.1). For example,  $P(x) = (x - a)^2$  has a double real root at  $x = a$ . However, we cannot bracket the root by the usual technique of identifying neighborhoods where the function changes sign, nor will slope-following methods such as Newton-Raphson work well, because both the function and its derivative vanish at a multiple root. Newton-Raphson *may* work, but slowly, since large roundoff errors can occur. When a root is known in advance to be multiple, then special methods of attack are readily devised. Problems arise when (as is generally the case) we do not know in advance what pathology a root will display.

### Deflation of Polynomials

When seeking several or all roots of a polynomial, the total effort can be significantly reduced by the use of *deflation*. As each root  $r$  is found, the polynomial is factored into a product involving the root and a reduced polynomial of degree one less than the original, i.e.,  $P(x) = (x - r)Q(x)$ . Since the roots of  $Q$  are exactly the remaining roots of  $P$ , the effort of finding additional roots decreases, because we work with polynomials of lower and lower degree as we find successive roots. Even more important, with deflation we can avoid the blunder of having our iterative method converge twice to the same (nonmultiple) root instead of separately to two different roots.

Deflation, which amounts to synthetic division, is a simple operation that acts on the array of polynomial coefficients. The concise code for synthetic division by a monomial factor was given in §5.3 above. You can deflate complex roots either by converting that code to complex data type, or else — in the case of a polynomial with real coefficients but possibly complex roots — by deflating by a quadratic factor,

$$[x - (a + ib)][x - (a - ib)] = x^2 - 2ax + (a^2 + b^2) \quad (9.5.1)$$

The routine `poldiv` in §5.3 can be used to divide the polynomial by this factor.

Deflation must, however, be utilized with care. Because each new root is known with only finite accuracy, errors creep into the determination of the coefficients of the successively deflated polynomial. Consequently, the roots can become more and more inaccurate. It matters a lot whether the inaccuracy creeps in stably (plus or

## 9.5 Roots of Polynomials

Here we present a few methods for finding roots of polynomials. These will serve for most practical problems involving polynomials of low-to-moderate degree or for well-conditioned polynomials of higher degree. Not as well appreciated as it ought to be is the fact that some polynomials are exceedingly ill-conditioned. The tiniest changes in a polynomial's coefficients can, in the worst case, send its roots sprawling all over the complex plane. (An infamous example due to Wilkinson is detailed by Acton [1].)

Recall that a polynomial of degree  $n$  will have  $n$  roots. The roots can be real or complex, and they might not be distinct. If the coefficients of the polynomial are real, then complex roots will occur in pairs that are conjugate, i.e., if  $x_1 = a + bi$  is a root then  $x_2 = a - bi$  will also be a root. When the coefficients are complex, the complex roots need not be related.

Multiple roots, or closely spaced roots, produce the most difficulty for numerical algorithms (see Figure 9.5.1). For example,  $P(x) = (x - a)^2$  has a double real root at  $x = a$ . However, we cannot bracket the root by the usual technique of identifying neighborhoods where the function changes sign, nor will slope-following methods such as Newton-Raphson work well, because both the function and its derivative vanish at a multiple root. Newton-Raphson *may* work, but slowly, since large roundoff errors can occur. When a root is known in advance to be multiple, then special methods of attack are readily devised. Problems arise when (as is generally the case) we do not know in advance what pathology a root will display.

### Deflation of Polynomials

When seeking several or all roots of a polynomial, the total effort can be significantly reduced by the use of *deflation*. As each root  $r$  is found, the polynomial is factored into a product involving the root and a reduced polynomial of degree one less than the original, i.e.,  $P(x) = (x - r)Q(x)$ . Since the roots of  $Q$  are exactly the remaining roots of  $P$ , the effort of finding additional roots decreases, because we work with polynomials of lower and lower degree as we find successive roots. Even more important, with deflation we can avoid the blunder of having our iterative method converge twice to the same (nonmultiple) root instead of separately to two different roots.

Deflation, which amounts to synthetic division, is a simple operation that acts on the array of polynomial coefficients. The concise code for synthetic division by a monomial factor was given in §5.3 above. You can deflate complex roots either by converting that code to complex data type, or else — in the case of a polynomial with real coefficients but possibly complex roots — by deflating by a quadratic factor,

$$[x - (a + ib)][x - (a - ib)] = x^2 - 2ax + (a^2 + b^2) \quad (9.5.1)$$

The routine `poldiv` in §5.3 can be used to divide the polynomial by this factor.

Deflation must, however, be utilized with care. Because each new root is known with only finite accuracy, errors creep into the determination of the coefficients of the successively deflated polynomial. Consequently, the roots can become more and more inaccurate. It matters a lot whether the inaccuracy creeps in stably (plus or

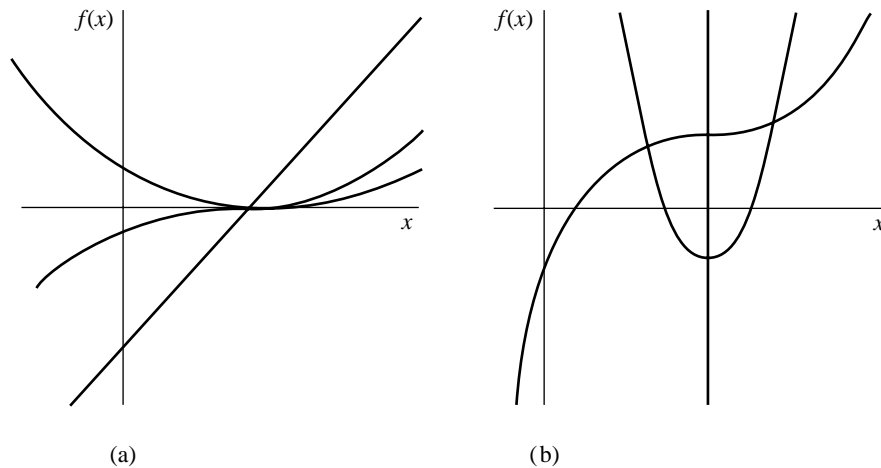


Figure 9.5.1. (a) Linear, quadratic, and cubic behavior at the roots of polynomials. Only under high magnification (b) does it become apparent that the cubic has one, not three, roots, and that the quadratic has two roots rather than none.

minus a few multiples of the machine precision at each stage) or unstably (erosion of successive significant figures until the results become meaningless). Which behavior occurs depends on just how the root is divided out. *Forward deflation*, where the new polynomial coefficients are computed in the order from the highest power of  $x$  down to the constant term, was illustrated in §5.3. This turns out to be stable if the root of smallest absolute value is divided out at each stage. Alternatively, one can do *backward deflation*, where new coefficients are computed in order from the constant term up to the coefficient of the highest power of  $x$ . This is stable if the remaining root of *largest* absolute value is divided out at each stage.

A polynomial whose coefficients are interchanged “end-to-end,” so that the constant becomes the highest coefficient, etc., has its roots mapped into their reciprocals. (Proof: Divide the whole polynomial by its highest power  $x^n$  and rewrite it as a polynomial in  $1/x$ .) The algorithm for backward deflation is therefore virtually identical to that of forward deflation, except that the original coefficients are taken in reverse order and the reciprocal of the deflating root is used. Since we will use forward deflation below, we leave to you the exercise of writing a concise coding for backward deflation (as in §5.3). For more on the stability of deflation, consult [2].

To minimize the impact of increasing errors (even stable ones) when using deflation, it is advisable to treat roots of the successively deflated polynomials as only *tentative* roots of the original polynomial. One then *polishes* these tentative roots by taking them as initial guesses that are to be re-solved for, using the *nondeflated* original polynomial  $P$ . Again you must beware lest two deflated roots are inaccurate enough that, under polishing, they both converge to the same undeflated root; in that case you gain a spurious root-multiplicity and lose a distinct root. This is detectable, since you can compare each polished root for equality to previous ones from distinct tentative roots. When it happens, you are advised to deflate the polynomial just once (and for this root only), then again polish the tentative root, or to use Maehly’s procedure (see equation 9.5.29 below).

Below we say more about techniques for polishing real and complex-conjugate



tentative roots. First, let's get back to overall strategy.

There are two schools of thought about how to proceed when faced with a polynomial of real coefficients. One school says to go after the easiest quarry, the real, distinct roots, by the same kinds of methods that we have discussed in previous sections for general functions, i.e., trial-and-error bracketing followed by a safe Newton-Raphson as in `rtsafe`. Sometimes you are *only* interested in real roots, in which case the strategy is complete. Otherwise, you then go after quadratic factors of the form (9.5.1) by any of a variety of methods. One such is Bairstow's method, which we will discuss below in the context of root polishing. Another is Muller's method, which we here briefly discuss.

### Muller's Method

*Muller's method* generalizes the secant method, but uses quadratic interpolation among three points instead of linear interpolation between two. Solving for the zeros of the quadratic allows the method to find complex pairs of roots. Given *three* previous guesses for the root  $x_{i-2}$ ,  $x_{i-1}$ ,  $x_i$ , and the values of the polynomial  $P(x)$  at those points, the next approximation  $x_{i+1}$  is produced by the following formulas,

$$\begin{aligned} q &\equiv \frac{x_i - x_{i-1}}{x_{i-1} - x_{i-2}} \\ A &\equiv qP(x_i) - q(1+q)P(x_{i-1}) + q^2P(x_{i-2}) \\ B &\equiv (2q+1)P(x_i) - (1+q)^2P(x_{i-1}) + q^2P(x_{i-2}) \\ C &\equiv (1+q)P(x_i) \end{aligned} \tag{9.5.2}$$

followed by

$$x_{i+1} = x_i - (x_i - x_{i-1}) \left[ \frac{2C}{B \pm \sqrt{B^2 - 4AC}} \right] \tag{9.5.3}$$

where the sign in the denominator is chosen to make its absolute value or modulus as large as possible. You can start the iterations with any three values of  $x$  that you like, e.g., three equally spaced values on the real axis. Note that you must allow for the possibility of a complex denominator, and subsequent complex arithmetic, in implementing the method.

Muller's method is sometimes also used for finding complex zeros of analytic functions (not just polynomials) in the complex plane, for example in the IMSL routine `ZANLY` [3].

### Laguerre's Method

The second school regarding overall strategy happens to be the one to which we belong. That school advises you to use one of a very small number of methods that will converge (though with greater or lesser efficiency) to all types of roots: real, complex, single, or multiple. Use such a method to get tentative values for all  $n$  roots of your  $n$ th degree polynomial. Then go back and polish them as you desire.

*Laguerre's method* is by far the most straightforward of these general, complex methods. It does require complex arithmetic, even while converging to real roots; however, for polynomials with all real roots, it is guaranteed to converge to a root from any starting point. For polynomials with some complex roots, little is theoretically proved about the method's convergence. Much empirical experience, however, suggests that nonconvergence is extremely unusual, and, further, can almost always be fixed by a simple scheme to break a nonconverging limit cycle. (This is implemented in our routine, below.) An example of a polynomial that requires this cycle-breaking scheme is one of high degree ( $\gtrsim 20$ ), with all its roots just outside of the complex unit circle, approximately equally spaced around it. When the method converges on a simple complex zero, it is known that its convergence is third order.

In some instances the complex arithmetic in the Laguerre method is no disadvantage, since the polynomial itself may have complex coefficients.

To motivate (although not rigorously derive) the Laguerre formulas we can note the following relations between the polynomial and its roots and derivatives

$$P_n(x) = (x - x_1)(x - x_2) \dots (x - x_n) \quad (9.5.4)$$

$$\ln |P_n(x)| = \ln |x - x_1| + \ln |x - x_2| + \dots + \ln |x - x_n| \quad (9.5.5)$$

$$\frac{d \ln |P_n(x)|}{dx} = + \frac{1}{x - x_1} + \frac{1}{x - x_2} + \dots + \frac{1}{x - x_n} = \frac{P'_n}{P_n} \equiv G \quad (9.5.6)$$

$$\begin{aligned} -\frac{d^2 \ln |P_n(x)|}{dx^2} &= + \frac{1}{(x - x_1)^2} + \frac{1}{(x - x_2)^2} + \dots + \frac{1}{(x - x_n)^2} \\ &= \left[ \frac{P'_n}{P_n} \right]^2 - \frac{P''_n}{P_n} \equiv H \end{aligned} \quad (9.5.7)$$

Starting from these relations, the Laguerre formulas make what Acton [1] nicely calls "a rather drastic set of assumptions": The root  $x_1$  that we seek is assumed to be located some distance  $a$  from our current guess  $x$ , while *all other roots* are assumed to be located at a distance  $b$

$$x - x_1 = a \quad ; \quad x - x_i = b \quad i = 2, 3, \dots, n \quad (9.5.8)$$

Then we can express (9.5.6), (9.5.7) as

$$\frac{1}{a} + \frac{n-1}{b} = G \quad (9.5.9)$$

$$\frac{1}{a^2} + \frac{n-1}{b^2} = H \quad (9.5.10)$$

which yields as the solution for  $a$

$$a = \frac{n}{G \pm \sqrt{(n-1)(nH - G^2)}} \quad (9.5.11)$$

where the sign should be taken to yield the largest magnitude for the denominator. Since the factor inside the square root can be negative,  $a$  can be complex. (A more rigorous justification of equation 9.5.11 is in [4].)

The method operates iteratively: For a trial value  $x$ ,  $a$  is calculated by equation (9.5.11). Then  $x - a$  becomes the next trial value. This continues until  $a$  is sufficiently small.

The following routine implements the Laguerre method to find one root of a given polynomial of degree  $m$ , whose coefficients can be complex. As usual, the first coefficient  $a[0]$  is the constant term, while  $a[m]$  is the coefficient of the highest power of  $x$ . The routine implements a simplified version of an elegant stopping criterion due to Adams [5], which neatly balances the desire to achieve full machine accuracy, on the one hand, with the danger of iterating forever in the presence of roundoff error, on the other.

```
#include <math.h>
#include "complex.h"
#include "nrutil.h"
#define EPSS 1.0e-7
#define MR 8
#define MT 10
#define MAXIT (MT*MR)
Here EPSS is the estimated fractional roundoff error. We try to break (rare) limit cycles with
MR different fractional values, once every MT steps, for MAXIT total allowed iterations.

void laguer(fcomplex a[], int m, fcomplex *x, int *its)
Given the degree m and the m+1 complex coefficients a[0..m] of the polynomial  $\sum_{i=0}^m a[i]x^i$ ,
and given a complex value x, this routine improves x by Laguerre's method until it converges,
within the achievable roundoff limit, to a root of the given polynomial. The number of iterations
taken is returned as its.
{
    int iter,j;
    float abx,abp,abm,err;
    fcomplex dx,x1,b,d,f,g,h,sq,gp,gm,g2;
    static float frac[MR+1] = {0.0,0.5,0.25,0.75,0.13,0.38,0.62,0.88,1.0};
    Fractions used to break a limit cycle.

    for (iter=1;iter<=MAXIT;iter++) {      Loop over iterations up to allowed maximum.
        *its=iter;
        b=a[m];
        err=Cabs(b);
        d=f=Complex(0.0,0.0);
        abx=Cabs(*x);
        for (j=m-1;j>=0;j--) {              Efficient computation of the polynomial and
            f=Cadd(Cmul(*x,f),d);           its first two derivatives. f stores P''/2.
            d=Cadd(Cmul(*x,d),b);
            b=Cadd(Cmul(*x,b),a[j]);
            err=Cabs(b)+abx*err;
        }
        err *= EPSS;
        Estimate of roundoff error in evaluating polynomial.
        if (Cabs(b) <= err) return;         We are on the root.
        g=Cdiv(d,b);                         The generic case: use Laguerre's formula.
        g2=Cmul(g,g);
        h=Csub(g2,RCmul(2.0,Cdiv(f,b)));
        sq=Csqrt(RCmul((float) (m-1),Csub(RCmul((float) m,h),g2)));
        gp=Cadd(g,sq);
        gm=Csub(g,sq);
        abp=Cabs(gp);
        abm=Cabs(gm);
        if (abp < abm) gp=gm;
        dx=((FMAX(abp,abm) > 0.0 ? Cdiv(Complex((float) m,0.0),gp)
            : RCmul(1+abx,Complex(cos((float)iter),sin((float)iter)))));
        x1=Csub(*x,dx);
    }
}
```

Sample page from NUMERICAL RECIPES IN C: THE ART OF SCIENTIFIC COMPUTING (ISBN 0-521-43108-5)  
Copyright (C) 1988-1992 by Cambridge University Press. Programs Copyright (C) 1988-1992 by Numerical Recipes Software.  
Permission is granted for internet users to make one paper copy for their own personal use. Further reproduction, or any copying of machine-readable files (including this one), to any server computer, is strictly prohibited. To order Numerical Recipes books or CDROMs, visit website <http://www.nr.com> or call 1-800-872-7423 (North America only), or send email to [directcustserv@cambridge.org](mailto:directcustserv@cambridge.org) (outside North America).

```

    if (x->r == x1.r && x->i == x1.i) return;          Converged.
    if (iter % MT) *x=x1;
    else *x=Csub(*x,RCmul(frac[iter/MT],dx));
    Every so often we take a fractional step, to break any limit cycle (itself a rare occurrence).
}
nrerror("too many iterations in laguer");
Very unusual — can occur only for complex roots. Try a different starting guess for the root.
return;
}

```

Here is a driver routine that calls `laguer` in succession for each root, performs the deflation, optionally polishes the roots by the same Laguerre method — if you are not going to polish in some other way — and finally sorts the roots by their real parts. (We will use this routine in Chapter 13.)

```

#include <math.h>
#include "complex.h"
#define EPS 2.0e-6
#define MAXM 100
A small number, and maximum anticipated value of m.

void zroots(fcomplex a[], int m, fcomplex roots[], int polish)
Given the degree m and the m+1 complex coefficients a[0..m] of the polynomial  $\sum_{i=0}^m a(i)x^i$ ,
this routine successively calls laguer and finds all m complex roots in roots[1..m]. The
boolean variable polish should be input as true (1) if polishing (also by Laguerre's method)
is desired, false (0) if the roots will be subsequently polished by other means.
{
    void laguer(fcomplex a[], int m, fcomplex *x, int *its);
    int i,its,j,jj;
    fcomplex x,b,c,ad[MAXM];

    for (j=0;j<=m;j++) ad[j]=a[j];          Copy of coefficients for successive deflation.
    for (j=m;j>=1;j--) {                   Loop over each root to be found.
        x=Complex(0.0,0.0);                Start at zero to favor convergence to small-
        laguer(ad,j,&x,&its);                est remaining root, and find the root.
        if (fabs(x.i) <= 2.0*EPS*fabs(x.r)) x.i=0.0;
        roots[j]=x;
        b=ad[j];                            Forward deflation.
        for (jj=j-1;jj>=0;jj--) {
            c=ad[jj];
            ad[jj]=b;
            b=Cadd(Cmul(x,b),c);
        }
    }
    if (polish)
        for (j=1;j<=m;j++)                 Polish the roots using the undeflated coefficients.
            laguer(a,m,&roots[j],&its);
    for (j=2;j<=m;j++) {                   Sort roots by their real parts by straight insertion.
        x=roots[j];
        for (i=j-1;i>=1;i--) {
            if (roots[i].r <= x.r) break;
            roots[i+1]=roots[i];
        }
        roots[i+1]=x;
    }
}

```

Sample page from NUMERICAL RECIPES IN C: THE ART OF SCIENTIFIC COMPUTING (ISBN 0-521-43108-5)  
 Copyright (C) 1988-1992 by Cambridge University Press. Programs Copyright (C) 1988-1992 by Numerical Recipes Software.  
 Permission is granted for internet users to make one paper copy for their own personal use. Further reproduction, or any copying of machine-readable files (including this one), to any server computer, is strictly prohibited. To order Numerical Recipes books or CDROMs, visit website <http://www.nr.com> or call 1-800-872-7423 (North America only), or send email to [directcustserv@cambridge.org](mailto:directcustserv@cambridge.org) (outside North America).

## Eigenvalue Methods

The eigenvalues of a matrix  $\mathbf{A}$  are the roots of the “characteristic polynomial”  $P(x) = \det[\mathbf{A} - x\mathbf{I}]$ . However, as we will see in Chapter 11, root-finding is not generally an efficient way to find eigenvalues. Turning matters around, we can use the more efficient eigenvalue methods that are discussed in Chapter 11 to find the roots of arbitrary polynomials. You can easily verify (see, e.g., [6]) that the characteristic polynomial of the special  $m \times m$  *companion matrix*

$$\mathbf{A} = \begin{pmatrix} -\frac{a_{m-1}}{a_m} & -\frac{a_{m-2}}{a_m} & \cdots & -\frac{a_1}{a_m} & -\frac{a_0}{a_m} \\ 1 & 0 & \cdots & 0 & 0 \\ 0 & 1 & \cdots & 0 & 0 \\ \vdots & \vdots & \ddots & \vdots & \vdots \\ 0 & 0 & \cdots & 1 & 0 \end{pmatrix} \quad (9.5.12)$$

is equivalent to the general polynomial

$$P(x) = \sum_{i=0}^m a_i x^i \quad (9.5.13)$$

If the coefficients  $a_i$  are real, rather than complex, then the eigenvalues of  $\mathbf{A}$  can be found using the routines `balanc` and `hqr` in §§11.5–11.6 (see discussion there). This method, implemented in the routine `zrhqr` following, is typically about a factor 2 slower than `zroots` (above). However, for some classes of polynomials, it is a more robust technique, largely because of the fairly sophisticated convergence methods embodied in `hqr`. If your polynomial has real coefficients, and you are having trouble with `zroots`, then `zrhqr` is a recommended alternative.

```
#include "nrutil.h"
#define MAXM 50

void zrhqr(float a[], int m, float rtr[], float rti[])
Find all the roots of a polynomial with real coefficients,  $\sum_{i=0}^m a(i)x^i$ , given the degree m
and the coefficients a[0..m]. The method is to construct an upper Hessenberg matrix whose
eigenvalues are the desired roots, and then use the routines balanc and hqr. The real and
imaginary parts of the roots are returned in rtr[1..m] and rti[1..m], respectively.
{
    void balanc(float **a, int n);
    void hqr(float **a, int n, float wr[], float wi[]);
    int j,k;
    float **hess,xr,xi;

    hess=matrix(1,MAXM,1,MAXM);
    if (m > MAXM || a[m] == 0.0) nrerror("bad args in zrhqr");
    for (k=1;k<=m;k++) { Construct the matrix.
        hess[1][k] = -a[m-k]/a[m];
        for (j=2;j<=m;j++) hess[j][k]=0.0;
        if (k != m) hess[k+1][k]=1.0;
    }
    balanc(hess,m); Find its eigenvalues.
    hqr(hess,m,rtr,rti);
    for (j=2;j<=m;j++) { Sort roots by their real parts by straight insertion.
        xr=rtr[j];
        xi=rti[j];
    }
}
```

```

    for (k=j-1;k>=1;k--) {
        if (rtr[k] <= xr) break;
        rtr[k+1]=rtr[k];
        rti[k+1]=rti[k];
    }
    rtr[k+1]=xr;
    rti[k+1]=xi;
}
free_matrix(hess,1,MAXM,1,MAXM);
}

```

## Other Sure-Fire Techniques

The *Jenkins-Traub method* has become practically a standard in black-box polynomial root-finders, e.g., in the IMSL library [3]. The method is too complicated to discuss here, but is detailed, with references to the primary literature, in [4].

The *Lehmer-Schur algorithm* is one of a class of methods that isolate roots in the complex plane by generalizing the notion of one-dimensional bracketing. It is possible to determine efficiently whether there are any polynomial roots within a circle of given center and radius. From then on it is a matter of bookkeeping to hunt down all the roots by a series of decisions regarding where to place new trial circles. Consult [1] for an introduction.

## Techniques for Root-Polishing

Newton-Raphson works very well for real roots once the neighborhood of a root has been identified. The polynomial and its derivative can be efficiently simultaneously evaluated as in §5.3. For a polynomial of degree  $n$  with coefficients  $c[0] \dots c[n]$ , the following segment of code embodies one cycle of Newton-Raphson:

```

p=c[n]*x+c[n-1];
p1=c[n];
for(i=n-2;i>=0;i--) {
    p1=p+p1*x;
    p=c[i]+p*x;
}
if (p1 == 0.0) nrerror("derivative should not vanish");
x -= p/p1;

```

Once all real roots of a polynomial have been polished, one must polish the complex roots, either directly, or by looking for quadratic factors.

Direct polishing by Newton-Raphson is straightforward for complex roots if the above code is converted to complex data types. With real polynomial coefficients, note that your starting guess (tentative root) *must* be off the real axis, otherwise you will never get off that axis — and may get shot off to infinity by a minimum or maximum of the polynomial.

For real polynomials, the alternative means of polishing complex roots (or, for that matter, double real roots) is *Bairstow's method*, which seeks quadratic factors. The advantage

of going after quadratic factors is that it avoids all complex arithmetic. Bairstow's method seeks a quadratic factor that embodies the two roots  $x = a \pm ib$ , namely

$$x^2 - 2ax + (a^2 + b^2) \equiv x^2 + Bx + C \quad (9.5.14)$$

In general if we divide a polynomial by a quadratic factor, there will be a linear remainder

$$P(x) = (x^2 + Bx + C)Q(x) + Rx + S. \quad (9.5.15)$$

Given  $B$  and  $C$ ,  $R$  and  $S$  can be readily found, by polynomial division (§5.3). We can consider  $R$  and  $S$  to be adjustable functions of  $B$  and  $C$ , and they will be zero if the quadratic factor is a divisor of  $P(x)$ .

In the neighborhood of a root a first-order Taylor series expansion approximates the variation of  $R, S$  with respect to small changes in  $B, C$

$$R(B + \delta B, C + \delta C) \approx R(B, C) + \frac{\partial R}{\partial B} \delta B + \frac{\partial R}{\partial C} \delta C \quad (9.5.16)$$

$$S(B + \delta B, C + \delta C) \approx S(B, C) + \frac{\partial S}{\partial B} \delta B + \frac{\partial S}{\partial C} \delta C \quad (9.5.17)$$

To evaluate the partial derivatives, consider the derivative of (9.5.15) with respect to  $C$ . Since  $P(x)$  is a fixed polynomial, it is independent of  $C$ , hence

$$0 = (x^2 + Bx + C) \frac{\partial Q}{\partial C} + Q(x) + \frac{\partial R}{\partial C} x + \frac{\partial S}{\partial C} \quad (9.5.18)$$

which can be rewritten as

$$-Q(x) = (x^2 + Bx + C) \frac{\partial Q}{\partial C} + \frac{\partial R}{\partial C} x + \frac{\partial S}{\partial C} \quad (9.5.19)$$

Similarly,  $P(x)$  is independent of  $B$ , so differentiating (9.5.15) with respect to  $B$  gives

$$-xQ(x) = (x^2 + Bx + C) \frac{\partial Q}{\partial B} + \frac{\partial R}{\partial B} x + \frac{\partial S}{\partial B} \quad (9.5.20)$$

Now note that equation (9.5.19) matches equation (9.5.15) in form. Thus if we perform a second synthetic division of  $P(x)$ , i.e., a division of  $Q(x)$ , yielding a remainder  $R_1x + S_1$ , then

$$\frac{\partial R}{\partial C} = -R_1 \quad \frac{\partial S}{\partial C} = -S_1 \quad (9.5.21)$$

To get the remaining partial derivatives, evaluate equation (9.5.20) at the two roots of the quadratic,  $x_+$  and  $x_-$ . Since

$$Q(x_{\pm}) = R_1x_{\pm} + S_1 \quad (9.5.22)$$

we get

$$\frac{\partial R}{\partial B} x_+ + \frac{\partial S}{\partial B} = -x_+(R_1x_+ + S_1) \quad (9.5.23)$$

$$\frac{\partial R}{\partial B} x_- + \frac{\partial S}{\partial B} = -x_-(R_1x_- + S_1) \quad (9.5.24)$$

Solve these two equations for the partial derivatives, using

$$x_+ + x_- = -B \quad x_+x_- = C \quad (9.5.25)$$

and find

$$\frac{\partial R}{\partial B} = BR_1 - S_1 \quad \frac{\partial S}{\partial B} = CR_1 \quad (9.5.26)$$

Bairstow's method now consists of using Newton-Raphson in two dimensions (which is actually the subject of the *next* section) to find a simultaneous zero of  $R$  and  $S$ . Synthetic division is used twice per cycle to evaluate  $R, S$  and their partial derivatives with respect to  $B, C$ . Like one-dimensional Newton-Raphson, the method works well in the vicinity of a root pair (real or complex), but it can fail miserably when started at a random point. We therefore recommend it only in the context of polishing tentative complex roots.

```

#include <math.h>
#include "nrutil.h"
#define ITMAX 20                At most ITMAX iterations.
#define TINY 1.0e-6

void qroot(float p[], int n, float *b, float *c, float eps)
Given n+1 coefficients p[0..n] of a polynomial of degree n, and trial values for the coefficients
of a quadratic factor x*x+b*x+c, improve the solution until the coefficients b,c change by less
than eps. The routine poldiv §5.3 is used.
{
    void poldiv(float u[], int n, float v[], int nv, float q[], float r[]);
    int iter;
    float sc,sb,s,rc,rb,r,dv,delc,delb;
    float *q,*qq,*rem;
    float d[3];

    q=vector(0,n);
    qq=vector(0,n);
    rem=vector(0,n);
    d[2]=1.0;
    for (iter=1;iter<=ITMAX;iter++) {
        d[1]=(*b);
        d[0]=(*c);
        poldiv(p,n,d,2,q,rem);
        s=rem[0];                First division r,s.
        r=rem[1];
        poldiv(q,(n-1),d,2,qq,rem);
        sb = -(c)*(rc = -rem[1]);    Second division partial r,s with respect to
        rb = -(b)*rc+(sc = -rem[0]);    c.
        dv=1.0/(sb*rc-sc*rb);        Solve 2x2 equation.
        delb=(r*sc-s*rc)*dv;
        delc=(-r*sb+s*rb)*dv;
        *b += (delb=(r*sc-s*rc)*dv);
        *c += (delc=(-r*sb+s*rb)*dv);
        if ((fabs(delb) <= eps*fabs(*b) || fabs(*b) < TINY)
            && (fabs(delc) <= eps*fabs(*c) || fabs(*c) < TINY)) {
            free_vector(rem,0,n);    Coefficients converged.
            free_vector(qq,0,n);
            free_vector(q,0,n);
            return;
        }
    }
    nrerror("Too many iterations in routine qroot");
}

```

We have already remarked on the annoyance of having two tentative roots collapse to one value under polishing. You are left not knowing whether your polishing procedure has lost a root, or whether there *is* actually a double root, which was split only by roundoff errors in your previous deflation. One solution is deflate-and-repolish; but deflation is what we are trying to avoid at the polishing stage. An alternative is *Maehly's procedure*. Maehly pointed out that the derivative of the reduced polynomial

$$P_j(x) \equiv \frac{P(x)}{(x-x_1)\cdots(x-x_j)} \quad (9.5.27)$$

can be written as

$$P'_j(x) = \frac{P'(x)}{(x-x_1)\cdots(x-x_j)} - \frac{P(x)}{(x-x_1)\cdots(x-x_j)} \sum_{i=1}^j (x-x_i)^{-1} \quad (9.5.28)$$



Hence one step of Newton-Raphson, taking a guess  $x_k$  into a new guess  $x_{k+1}$ , can be written as

$$x_{k+1} = x_k - \frac{P(x_k)}{P'(x_k) - P(x_k) \sum_{i=1}^j (x_k - x_i)^{-1}} \quad (9.5.29)$$

This equation, if used with  $i$  ranging over the roots already polished, will prevent a tentative root from spuriously hopping to another one's true root. It is an example of so-called *zero suppression* as an alternative to true deflation.

Muller's method, which was described above, can also be useful at the polishing stage.

#### CITED REFERENCES AND FURTHER READING:

- Acton, F.S. 1970, *Numerical Methods That Work*; 1990, corrected edition (Washington: Mathematical Association of America), Chapter 7. [1]  
 Peters G., and Wilkinson, J.H. 1971, *Journal of the Institute of Mathematics and its Applications*, vol. 8, pp. 16–35. [2]  
*IMSL Math/Library Users Manual* (IMSL Inc., 2500 CityWest Boulevard, Houston TX 77042). [3]  
 Ralston, A., and Rabinowitz, P. 1978, *A First Course in Numerical Analysis*, 2nd ed. (New York: McGraw-Hill), §8.9–8.13. [4]  
 Adams, D.A. 1967, *Communications of the ACM*, vol. 10, pp. 655–658. [5]  
 Johnson, L.W., and Riess, R.D. 1982, *Numerical Analysis*, 2nd ed. (Reading, MA: Addison-Wesley), §4.4.3. [6]  
 Henrici, P. 1974, *Applied and Computational Complex Analysis*, vol. 1 (New York: Wiley).  
 Stoer, J., and Bulirsch, R. 1980, *Introduction to Numerical Analysis* (New York: Springer-Verlag), §§5.5–5.9.

## 9.6 Newton-Raphson Method for Nonlinear Systems of Equations

We make an extreme, but wholly defensible, statement: There are *no* good, general methods for solving systems of more than one nonlinear equation. Furthermore, it is not hard to see why (very likely) there *never will be* any good, general methods: Consider the case of two dimensions, where we want to solve simultaneously

$$\begin{aligned} f(x, y) &= 0 \\ g(x, y) &= 0 \end{aligned} \quad (9.6.1)$$

The functions  $f$  and  $g$  are two arbitrary functions, each of which has zero contour lines that divide the  $(x, y)$  plane into regions where their respective function is positive or negative. These zero contour boundaries are of interest to us. The solutions that we seek are those points (if any) that are common to the zero contours of  $f$  and  $g$  (see Figure 9.6.1). Unfortunately, the functions  $f$  and  $g$  have, in general, no relation to each other at all! There is nothing special about a common point from either  $f$ 's point of view, or from  $g$ 's. In order to find all common points, which are

Hence one step of Newton-Raphson, taking a guess  $x_k$  into a new guess  $x_{k+1}$ , can be written as

$$x_{k+1} = x_k - \frac{P(x_k)}{P'(x_k) - P(x_k) \sum_{i=1}^j (x_k - x_i)^{-1}} \quad (9.5.29)$$

This equation, if used with  $i$  ranging over the roots already polished, will prevent a tentative root from spuriously hopping to another one's true root. It is an example of so-called *zero suppression* as an alternative to true deflation.

Muller's method, which was described above, can also be useful at the polishing stage.

#### CITED REFERENCES AND FURTHER READING:

- Acton, F.S. 1970, *Numerical Methods That Work*; 1990, corrected edition (Washington: Mathematical Association of America), Chapter 7. [1]  
 Peters G., and Wilkinson, J.H. 1971, *Journal of the Institute of Mathematics and its Applications*, vol. 8, pp. 16–35. [2]  
*IMSL Math/Library Users Manual* (IMSL Inc., 2500 CityWest Boulevard, Houston TX 77042). [3]  
 Ralston, A., and Rabinowitz, P. 1978, *A First Course in Numerical Analysis*, 2nd ed. (New York: McGraw-Hill), §8.9–8.13. [4]  
 Adams, D.A. 1967, *Communications of the ACM*, vol. 10, pp. 655–658. [5]  
 Johnson, L.W., and Riess, R.D. 1982, *Numerical Analysis*, 2nd ed. (Reading, MA: Addison-Wesley), §4.4.3. [6]  
 Henrici, P. 1974, *Applied and Computational Complex Analysis*, vol. 1 (New York: Wiley).  
 Stoer, J., and Bulirsch, R. 1980, *Introduction to Numerical Analysis* (New York: Springer-Verlag), §§5.5–5.9.

## 9.6 Newton-Raphson Method for Nonlinear Systems of Equations

We make an extreme, but wholly defensible, statement: There are *no* good, general methods for solving systems of more than one nonlinear equation. Furthermore, it is not hard to see why (very likely) there *never will be* any good, general methods: Consider the case of two dimensions, where we want to solve simultaneously

$$\begin{aligned} f(x, y) &= 0 \\ g(x, y) &= 0 \end{aligned} \quad (9.6.1)$$

The functions  $f$  and  $g$  are two arbitrary functions, each of which has zero contour lines that divide the  $(x, y)$  plane into regions where their respective function is positive or negative. These zero contour boundaries are of interest to us. The solutions that we seek are those points (if any) that are common to the zero contours of  $f$  and  $g$  (see Figure 9.6.1). Unfortunately, the functions  $f$  and  $g$  have, in general, no relation to each other at all! There is nothing special about a common point from either  $f$ 's point of view, or from  $g$ 's. In order to find all common points, which are

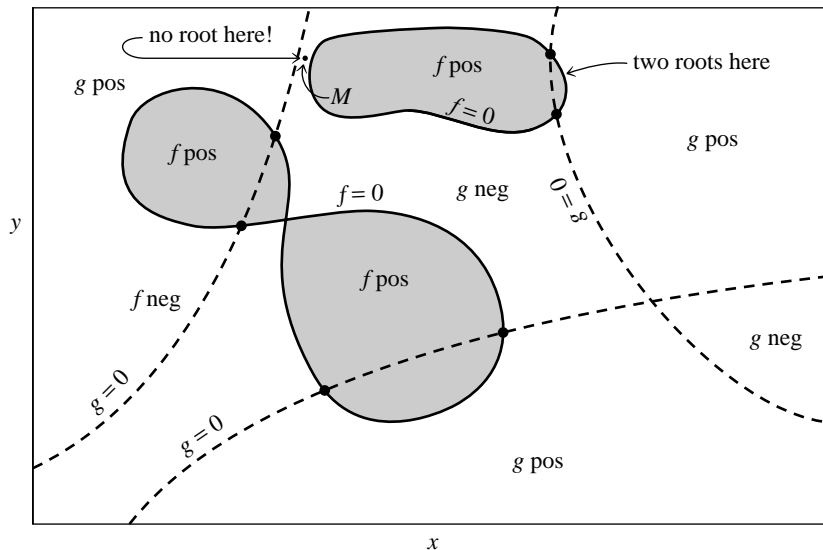


Figure 9.6.1. Solution of two nonlinear equations in two unknowns. Solid curves refer to  $f(x, y)$ , dashed curves to  $g(x, y)$ . Each equation divides the  $(x, y)$  plane into positive and negative regions, bounded by zero curves. The desired solutions are the intersections of these unrelated zero curves. The number of solutions is *a priori* unknown.

the solutions of our nonlinear equations, we will (in general) have to do neither more nor less than map out the full zero contours of both functions. Note further that the zero contours will (in general) consist of an unknown number of disjoint closed curves. How can we ever hope to know when we have found all such disjoint pieces?

For problems in more than two dimensions, we need to find points mutually common to  $N$  unrelated zero-contour hypersurfaces, each of dimension  $N - 1$ . You see that root finding becomes virtually impossible without insight! You will almost always have to use additional information, specific to your particular problem, to answer such basic questions as, “Do I expect a unique solution?” and “Approximately where?” Acton [1] has a good discussion of some of the particular strategies that can be tried.

In this section we will discuss the simplest multidimensional root finding method, Newton-Raphson. This method gives you a very efficient means of converging to a root, if you have a sufficiently good initial guess. It can also spectacularly fail to converge, indicating (though not proving) that your putative root does not exist nearby. In §9.7 we discuss more sophisticated implementations of the Newton-Raphson method, which try to improve on Newton-Raphson’s poor global convergence. A multidimensional generalization of the secant method, called Broyden’s method, is also discussed in §9.7.

A typical problem gives  $N$  functional relations to be zeroed, involving variables  $x_i, i = 1, 2, \dots, N$ :

$$F_i(x_1, x_2, \dots, x_N) = 0 \quad i = 1, 2, \dots, N. \quad (9.6.2)$$

We let  $\mathbf{x}$  denote the entire vector of values  $x_i$  and  $\mathbf{F}$  denote the entire vector of functions  $F_i$ . In the neighborhood of  $\mathbf{x}$ , each of the functions  $F_i$  can be expanded

in Taylor series

$$F_i(\mathbf{x} + \delta\mathbf{x}) = F_i(\mathbf{x}) + \sum_{j=1}^N \frac{\partial F_i}{\partial x_j} \delta x_j + O(\delta\mathbf{x}^2). \quad (9.6.3)$$

The matrix of partial derivatives appearing in equation (9.6.3) is the *Jacobian* matrix  $\mathbf{J}$ :

$$J_{ij} \equiv \frac{\partial F_i}{\partial x_j}. \quad (9.6.4)$$

In matrix notation equation (9.6.3) is

$$\mathbf{F}(\mathbf{x} + \delta\mathbf{x}) = \mathbf{F}(\mathbf{x}) + \mathbf{J} \cdot \delta\mathbf{x} + O(\delta\mathbf{x}^2). \quad (9.6.5)$$

By neglecting terms of order  $\delta\mathbf{x}^2$  and higher and by setting  $\mathbf{F}(\mathbf{x} + \delta\mathbf{x}) = 0$ , we obtain a set of linear equations for the corrections  $\delta\mathbf{x}$  that move each function closer to zero simultaneously, namely

$$\mathbf{J} \cdot \delta\mathbf{x} = -\mathbf{F}. \quad (9.6.6)$$

Matrix equation (9.6.6) can be solved by *LU* decomposition as described in §2.3. The corrections are then added to the solution vector,

$$\mathbf{x}_{\text{new}} = \mathbf{x}_{\text{old}} + \delta\mathbf{x} \quad (9.6.7)$$

and the process is iterated to convergence. In general it is a good idea to check the degree to which both functions and variables have converged. Once either reaches machine accuracy, the other won't change.

The following routine `mnewt` performs `ntrial` iterations starting from an initial guess at the solution vector `x[1..n]`. Iteration stops if either the sum of the magnitudes of the functions  $F_i$  is less than some tolerance `tolf`, or the sum of the absolute values of the corrections to  $\delta x_i$  is less than some tolerance `tolx`. `mnewt` calls a user supplied function `usrfun` which must provide the function values  $\mathbf{F}$  and the Jacobian matrix  $\mathbf{J}$ . If  $\mathbf{J}$  is difficult to compute analytically, you can try having `usrfun` call the routine `fdjac` of §9.7 to compute the partial derivatives by finite differences. You should not make `ntrial` too big; rather inspect to see what is happening before continuing for some further iterations.

```
#include <math.h>
#include "nrutil.h"

void usrfun(float *x,int n,float *fvec,float **fjac);
#define FREERETURN {free_matrix(fjac,1,n,1,n);free_vector(fvec,1,n);\
    free_vector(p,1,n);free_ivector(indx,1,n);return;}

void mnewt(int ntrial, float x[], int n, float tolx, float tolf)
Given an initial guess x[1..n] for a root in n dimensions, take ntrial Newton-Raphson steps
to improve the root. Stop if the root converges in either summed absolute variable increments
tolx or summed absolute function values tolf.
{
    void lubksb(float **a, int n, int *indx, float b[]);
    void ludcmp(float **a, int n, int *indx, float *d);
```

```

int k,i,*indx;
float errx,errf,d,*fvec,**fjac,*p;

indx=ivector(1,n);
p=vector(1,n);
fvec=vector(1,n);
fjac=matrix(1,n,1,n);
for (k=1;k<=ntrial;k++) {
  usrfun(x,n,fvec,fjac);      User function supplies function values at x in
  errf=0.0;                  fvec and Jacobian matrix in fjac.
  for (i=1;i<=n;i++) errf += fabs(fvec[i]);    Check function convergence.
  if (errf <= tolf) FREERETURN
  for (i=1;i<=n;i++) p[i] = -fvec[i];        Right-hand side of linear equations.
  ludcmp(fjac,n,indx,&d);                    Solve linear equations using LU decomposition.
  lubksb(fjac,n,indx,p);
  errx=0.0;                                  Check root convergence.
  for (i=1;i<=n;i++) {                      Update solution.
    errx += fabs(p[i]);
    x[i] += p[i];
  }
  if (errx <= tolx) FREERETURN
}
FREERETURN
}

```

## Newton's Method versus Minimization

In the next chapter, we will find that there *are* efficient general techniques for finding a minimum of a function of many variables. Why is that task (relatively) easy, while multidimensional root finding is often quite hard? Isn't minimization equivalent to finding a zero of an  $N$ -dimensional gradient vector, not so different from zeroing an  $N$ -dimensional function? No! The components of a gradient vector are not independent, arbitrary functions. Rather, they obey so-called integrability conditions that are highly restrictive. Put crudely, you can always find a minimum by sliding downhill on a single surface. The test of "downhillness" is thus one-dimensional. There is no analogous conceptual procedure for finding a multidimensional root, where "downhill" must mean simultaneously downhill in  $N$  separate function spaces, thus allowing a multitude of trade-offs, as to how much progress in one dimension is worth compared with progress in another.

It might occur to you to carry out multidimensional root finding by collapsing all these dimensions into one: Add up the sums of squares of the individual functions  $F_i$  to get a master function  $F$  which (i) is positive definite, and (ii) has a global minimum of zero exactly at all solutions of the original set of nonlinear equations. Unfortunately, as you will see in the next chapter, the efficient algorithms for finding minima come to rest on global and local minima indiscriminately. You will often find, to your great dissatisfaction, that your function  $F$  has a great number of local minima. In Figure 9.6.1, for example, there is likely to be a local minimum wherever the zero contours of  $f$  and  $g$  make a close approach to each other. The point labeled  $M$  is such a point, and one sees that there are no nearby roots.

However, we will now see that sophisticated strategies for multidimensional root finding can in fact make use of the idea of minimizing a master function  $F$ , by *combining* it with Newton's method applied to the full set of functions  $F_i$ . While such methods can still occasionally fail by coming to rest on a local minimum of

$F$ , they often succeed where a direct attack via Newton’s method alone fails. The next section deals with these methods.

CITED REFERENCES AND FURTHER READING:

Acton, F.S. 1970, *Numerical Methods That Work*; 1990, corrected edition (Washington: Mathematical Association of America), Chapter 14. [1]  
 Ostrowski, A.M. 1966, *Solutions of Equations and Systems of Equations*, 2nd ed. (New York: Academic Press).  
 Ortega, J., and Rheinboldt, W. 1970, *Iterative Solution of Nonlinear Equations in Several Variables* (New York: Academic Press).

## 9.7 Globally Convergent Methods for Nonlinear Systems of Equations

We have seen that Newton’s method for solving nonlinear equations has an unfortunate tendency to wander off into the wild blue yonder if the initial guess is not sufficiently close to the root. A *global* method is one that converges to a solution from almost any starting point. In this section we will develop an algorithm that combines the rapid local convergence of Newton’s method with a globally convergent strategy that will guarantee some progress towards the solution at each iteration. The algorithm is closely related to the quasi-Newton method of minimization which we will describe in §10.7.

Recall our discussion of §9.6: the Newton step for the set of equations

$$\mathbf{F}(\mathbf{x}) = 0 \tag{9.7.1}$$

is

$$\mathbf{x}_{\text{new}} = \mathbf{x}_{\text{old}} + \delta\mathbf{x} \tag{9.7.2}$$

where

$$\delta\mathbf{x} = -\mathbf{J}^{-1} \cdot \mathbf{F} \tag{9.7.3}$$

Here  $\mathbf{J}$  is the Jacobian matrix. How do we decide whether to accept the Newton step  $\delta\mathbf{x}$ ? A reasonable strategy is to require that the step decrease  $|\mathbf{F}|^2 = \mathbf{F} \cdot \mathbf{F}$ . This is the same requirement we would impose if we were trying to minimize

$$f = \frac{1}{2} \mathbf{F} \cdot \mathbf{F} \tag{9.7.4}$$

(The  $\frac{1}{2}$  is for later convenience.) Every solution to (9.7.1) minimizes (9.7.4), but there may be local minima of (9.7.4) that are not solutions to (9.7.1). Thus, as already mentioned, simply applying one of our minimum finding algorithms from Chapter 10 to (9.7.4) is *not* a good idea.

To develop a better strategy, note that the Newton step (9.7.3) is a *descent direction* for  $f$ :

$$\nabla f \cdot \delta\mathbf{x} = (\mathbf{F} \cdot \mathbf{J}) \cdot (-\mathbf{J}^{-1} \cdot \mathbf{F}) = -\mathbf{F} \cdot \mathbf{F} < 0 \tag{9.7.5}$$

Sample page from NUMERICAL RECIPES IN C: THE ART OF SCIENTIFIC COMPUTING (ISBN 0-521-43108-5)  
 Copyright (C) 1988-1992 by Cambridge University Press. Programs Copyright (C) 1988-1992 by Numerical Recipes Software.  
 Permission is granted for internet users to make one paper copy for their own personal use. Further reproduction, or any copying of machine-readable files (including this one), to any server computer, is strictly prohibited. To order Numerical Recipes books or CDROMs, visit website <http://www.nr.com> or call 1-800-872-7423 (North America only), or send email to [directcustserv@cambridge.org](mailto:directcustserv@cambridge.org) (outside North America).

$F$ , they often succeed where a direct attack via Newton’s method alone fails. The next section deals with these methods.

CITED REFERENCES AND FURTHER READING:

Acton, F.S. 1970, *Numerical Methods That Work*; 1990, corrected edition (Washington: Mathematical Association of America), Chapter 14. [1]  
 Ostrowski, A.M. 1966, *Solutions of Equations and Systems of Equations*, 2nd ed. (New York: Academic Press).  
 Ortega, J., and Rheinboldt, W. 1970, *Iterative Solution of Nonlinear Equations in Several Variables* (New York: Academic Press).

## 9.7 Globally Convergent Methods for Nonlinear Systems of Equations

We have seen that Newton’s method for solving nonlinear equations has an unfortunate tendency to wander off into the wild blue yonder if the initial guess is not sufficiently close to the root. A *global* method is one that converges to a solution from almost any starting point. In this section we will develop an algorithm that combines the rapid local convergence of Newton’s method with a globally convergent strategy that will guarantee some progress towards the solution at each iteration. The algorithm is closely related to the quasi-Newton method of minimization which we will describe in §10.7.

Recall our discussion of §9.6: the Newton step for the set of equations

$$\mathbf{F}(\mathbf{x}) = 0 \tag{9.7.1}$$

is

$$\mathbf{x}_{\text{new}} = \mathbf{x}_{\text{old}} + \delta\mathbf{x} \tag{9.7.2}$$

where

$$\delta\mathbf{x} = -\mathbf{J}^{-1} \cdot \mathbf{F} \tag{9.7.3}$$

Here  $\mathbf{J}$  is the Jacobian matrix. How do we decide whether to accept the Newton step  $\delta\mathbf{x}$ ? A reasonable strategy is to require that the step decrease  $|\mathbf{F}|^2 = \mathbf{F} \cdot \mathbf{F}$ . This is the same requirement we would impose if we were trying to minimize

$$f = \frac{1}{2} \mathbf{F} \cdot \mathbf{F} \tag{9.7.4}$$

(The  $\frac{1}{2}$  is for later convenience.) Every solution to (9.7.1) minimizes (9.7.4), but there may be local minima of (9.7.4) that are not solutions to (9.7.1). Thus, as already mentioned, simply applying one of our minimum finding algorithms from Chapter 10 to (9.7.4) is *not* a good idea.

To develop a better strategy, note that the Newton step (9.7.3) is a *descent direction* for  $f$ :

$$\nabla f \cdot \delta\mathbf{x} = (\mathbf{F} \cdot \mathbf{J}) \cdot (-\mathbf{J}^{-1} \cdot \mathbf{F}) = -\mathbf{F} \cdot \mathbf{F} < 0 \tag{9.7.5}$$

Sample page from NUMERICAL RECIPES IN C: THE ART OF SCIENTIFIC COMPUTING (ISBN 0-521-43108-5)  
 Copyright (C) 1988-1992 by Cambridge University Press. Programs Copyright (C) 1988-1992 by Numerical Recipes Software.  
 Permission is granted for internet users to make one paper copy for their own personal use. Further reproduction, or any copying of machine-readable files (including this one), to any server computer, is strictly prohibited. To order Numerical Recipes books or CDROMs, visit website <http://www.nr.com> or call 1-800-872-7423 (North America only), or send email to [directcustserv@cambridge.org](mailto:directcustserv@cambridge.org) (outside North America).

Thus our strategy is quite simple: We always first try the full Newton step, because once we are close enough to the solution we will get quadratic convergence. However, we check at each iteration that the proposed step reduces  $f$ . If not, we *backtrack* along the Newton direction until we have an acceptable step. Because the Newton step is a descent direction for  $f$ , we are guaranteed to find an acceptable step by backtracking. We will discuss the backtracking algorithm in more detail below.

Note that this method essentially minimizes  $f$  by taking Newton steps designed to bring  $\mathbf{F}$  to zero. This is *not* equivalent to minimizing  $f$  directly by taking Newton steps designed to bring  $\nabla f$  to zero. While the method can still occasionally fail by landing on a local minimum of  $f$ , this is quite rare in practice. The routine `newt` below will warn you if this happens. The remedy is to try a new starting point.

### Line Searches and Backtracking

When we are not close enough to the minimum of  $f$ , taking the full Newton step  $\mathbf{p} = \delta\mathbf{x}$  need not decrease the function; we may move too far for the quadratic approximation to be valid. All we are guaranteed is that *initially*  $f$  decreases as we move in the Newton direction. So the goal is to move to a new point  $\mathbf{x}_{\text{new}}$  along the *direction* of the Newton step  $\mathbf{p}$ , but not necessarily all the way:

$$\mathbf{x}_{\text{new}} = \mathbf{x}_{\text{old}} + \lambda\mathbf{p}, \quad 0 < \lambda \leq 1 \quad (9.7.6)$$

The aim is to find  $\lambda$  so that  $f(\mathbf{x}_{\text{old}} + \lambda\mathbf{p})$  has decreased sufficiently. Until the early 1970s, standard practice was to choose  $\lambda$  so that  $\mathbf{x}_{\text{new}}$  exactly minimizes  $f$  in the direction  $\mathbf{p}$ . However, we now know that it is extremely wasteful of function evaluations to do so. A better strategy is as follows: Since  $\mathbf{p}$  is always the Newton direction in our algorithms, we first try  $\lambda = 1$ , the full Newton step. This will lead to quadratic convergence when  $\mathbf{x}$  is sufficiently close to the solution. However, if  $f(\mathbf{x}_{\text{new}})$  does not meet our acceptance criteria, we *backtrack* along the Newton direction, trying a smaller value of  $\lambda$ , until we find a suitable point. Since the Newton direction is a descent direction, we are guaranteed to decrease  $f$  for sufficiently small  $\lambda$ .

What should the criterion for accepting a step be? It is *not* sufficient to require merely that  $f(\mathbf{x}_{\text{new}}) < f(\mathbf{x}_{\text{old}})$ . This criterion can fail to converge to a minimum of  $f$  in one of two ways. First, it is possible to construct a sequence of steps satisfying this criterion with  $f$  decreasing too slowly relative to the step lengths. Second, one can have a sequence where the step lengths are too small relative to the initial rate of decrease of  $f$ . (For examples of such sequences, see [1], p. 117.)

A simple way to fix the first problem is to require the *average* rate of decrease of  $f$  to be at least some fraction  $\alpha$  of the *initial* rate of decrease  $\nabla f \cdot \mathbf{p}$ :

$$f(\mathbf{x}_{\text{new}}) \leq f(\mathbf{x}_{\text{old}}) + \alpha \nabla f \cdot (\mathbf{x}_{\text{new}} - \mathbf{x}_{\text{old}}) \quad (9.7.7)$$

Here the parameter  $\alpha$  satisfies  $0 < \alpha < 1$ . We can get away with quite small values of  $\alpha$ ;  $\alpha = 10^{-4}$  is a good choice.

The second problem can be fixed by requiring the rate of decrease of  $f$  at  $\mathbf{x}_{\text{new}}$  to be greater than some fraction  $\beta$  of the rate of decrease of  $f$  at  $\mathbf{x}_{\text{old}}$ . In practice, we will not need to impose this second constraint because our backtracking algorithm will have a built-in cutoff to avoid taking steps that are too small.

Here is the strategy for a practical backtracking routine: Define

$$g(\lambda) \equiv f(\mathbf{x}_{\text{old}} + \lambda\mathbf{p}) \quad (9.7.8)$$

so that

$$g'(\lambda) = \nabla f \cdot \mathbf{p} \quad (9.7.9)$$

If we need to backtrack, then we model  $g$  with the most current information we have and choose  $\lambda$  to minimize the model. We start with  $g(0)$  and  $g'(0)$  available. The first step is



always the Newton step,  $\lambda = 1$ . If this step is not acceptable, we have available  $g(1)$  as well. We can therefore model  $g(\lambda)$  as a quadratic:

$$g(\lambda) \approx [g(1) - g(0) - g'(0)]\lambda^2 + g'(0)\lambda + g(0) \tag{9.7.10}$$

Taking the derivative of this quadratic, we find that it is a minimum when

$$\lambda = -\frac{g'(0)}{2[g(1) - g(0) - g'(0)]} \tag{9.7.11}$$

Since the Newton step failed, we can show that  $\lambda \lesssim \frac{1}{2}$  for small  $\alpha$ . We need to guard against too small a value of  $\lambda$ , however. We set  $\lambda_{\min} = 0.1$ .

On second and subsequent backtracks, we model  $g$  as a cubic in  $\lambda$ , using the previous value  $g(\lambda_1)$  and the second most recent value  $g(\lambda_2)$ :

$$g(\lambda) = a\lambda^3 + b\lambda^2 + g'(0)\lambda + g(0) \tag{9.7.12}$$

Requiring this expression to give the correct values of  $g$  at  $\lambda_1$  and  $\lambda_2$  gives two equations that can be solved for the coefficients  $a$  and  $b$ :

$$\begin{bmatrix} a \\ b \end{bmatrix} = \frac{1}{\lambda_1 - \lambda_2} \begin{bmatrix} 1/\lambda_1^2 & -1/\lambda_2^2 \\ -\lambda_2/\lambda_1^2 & \lambda_1/\lambda_2^2 \end{bmatrix} \cdot \begin{bmatrix} g(\lambda_1) - g'(0)\lambda_1 - g(0) \\ g(\lambda_2) - g'(0)\lambda_2 - g(0) \end{bmatrix} \tag{9.7.13}$$

The minimum of the cubic (9.7.12) is at

$$\lambda = \frac{-b + \sqrt{b^2 - 3ag'(0)}}{3a} \tag{9.7.14}$$

We enforce that  $\lambda$  lie between  $\lambda_{\max} = 0.5\lambda_1$  and  $\lambda_{\min} = 0.1\lambda_1$ .

The routine has two additional features, a minimum step length `alamin` and a maximum step length `stpmax`. `lnsrch` will also be used in the quasi-Newton minimization routine `dfpmin` in the next section.

```
#include <math.h>
#include "nrutil.h"
#define ALF 1.0e-4           Ensures sufficient decrease in function value.
#define TOLX 1.0e-7        Convergence criterion on Δx.

void lnsrch(int n, float xold[], float fold, float g[], float p[], float x[],
           float *f, float stpmax, int *check, float (*func)(float []))
Given an n-dimensional point xold[1..n], the value of the function and gradient there, fold
and g[1..n], and a direction p[1..n], finds a new point x[1..n] along the direction p from
xold where the function func has decreased "sufficiently." The new function value is returned
in f. stpmax is an input quantity that limits the length of the steps so that you do not try to
evaluate the function in regions where it is undefined or subject to overflow. p is usually the
Newton direction. The output quantity check is false (0) on a normal exit. It is true (1) when
x is too close to xold. In a minimization algorithm, this usually signals convergence and can
be ignored. However, in a zero-finding algorithm the calling program should check whether the
convergence is spurious. Some "difficult" problems may require double precision in this routine.
{
    int i;
    float a,alam,alam2,alamin,b,disc,f2,rhs1,rhs2,slope,sum,temp,
          test,tmplam;

    *check=0;
    for (sum=0.0,i=1;i<=n;i++) sum += p[i]*p[i];
    sum=sqrt(sum);
    if (sum > stpmax)
        for (i=1;i<=n;i++) p[i] *= stpmax/sum;    Scale if attempted step is too big.
    for (slope=0.0,i=1;i<=n;i++)
        slope += g[i]*p[i];
    if (slope >= 0.0) nrerror("Roundoff problem in lnsrch.");
    test=0.0;    Compute λmin.
    for (i=1;i<=n;i++) {
```

Sample page from NUMERICAL RECIPES IN C: THE ART OF SCIENTIFIC COMPUTING (ISBN 0-521-43108-5)  
 Copyright (C) 1988-1992 by Cambridge University Press. Programs Copyright (C) 1988-1992 by Numerical Recipes Software.  
 Permission is granted for internet users to make one paper copy for their own personal use. Further reproduction, or any copying of machine-  
 readable files (including this one), to any server computer, is strictly prohibited. To order Numerical Recipes books or CDROMs, visit website  
<http://www.nr.com> or call 1-800-872-7423 (North America only), or send email to [directcustserv@cambridge.org](mailto:directcustserv@cambridge.org) (outside North America).

```

    temp=fabs(p[i])/FMAX(fabs(xold[i]),1.0);
    if (temp > test) test=temp;
}
alamin=TOLX/test;
alam=1.0;
for (;;) {
    for (i=1;i<=n;i++) x[i]=xold[i]+alam*p[i];
    *f>(*func)(x);
    if (alam < alamin) {
        for (i=1;i<=n;i++) x[i]=xold[i];
        *check=1;
        return;
    } else if (*f <= fold+ALF*alam*slope) return;
    else {
        if (alam == 1.0)
            timplam = -slope/(2.0*(f-fold-slope));
        else {
            rhs1 = *f-fold-alam*slope;
            rhs2=f2-fold-alam2*slope;
            a=(rhs1/(alam*alam)-rhs2/(alam2*alam2))/(alam-alam2);
            b=(-alam2*rhs1/(alam*alam)+alam*rhs2/(alam2*alam2))/(alam-alam2);
            if (a == 0.0) timplam = -slope/(2.0*b);
            else {
                disc=b*b-3.0*a*slope;
                if (disc < 0.0) timplam=0.5*alam;
                else if (b <= 0.0) timplam=(-b+sqrt(disc))/(3.0*a);
                else timplam=-slope/(b+sqrt(disc));
            }
            if (timplam > 0.5*alam)
                timplam=0.5*alam;
        }
        alam2=alam;
        f2 = *f;
        alam=FMAX(timplam,0.1*alam);
    }
}

```

Always try full Newton step first.  
Start of iteration loop.

Convergence on  $\Delta x$ . For zero finding, the calling program should verify the convergence.

Sufficient function decrease. Backtrack.

First time. Subsequent backtracks.

$\lambda \leq 0.5\lambda_1$ .

$\lambda \geq 0.1\lambda_1$ . Try again.

Here now is the globally convergent Newton routine `newt` that uses `lnsrch`. A feature of `newt` is that you need not supply the Jacobian matrix analytically; the routine will attempt to compute the necessary partial derivatives of  $F$  by finite differences in the routine `fdjac`. This routine uses some of the techniques described in §5.7 for computing numerical derivatives. Of course, you can always replace `fdjac` with a routine that calculates the Jacobian analytically if this is easy for you to do.

```

#include <math.h>
#include "nrutil.h"
#define MAXITS 200
#define TOLF 1.0e-4
#define TOLMIN 1.0e-6
#define TOLX 1.0e-7
#define STPMX 100.0

```

Here `MAXITS` is the maximum number of iterations; `TOLF` sets the convergence criterion on function values; `TOLMIN` sets the criterion for deciding whether spurious convergence to a minimum of `fmin` has occurred; `TOLX` is the convergence criterion on  $\delta x$ ; `STPMX` is the scaled maximum step length allowed in line searches.

```

int nn;
float *fvec;
void (*nrfuncv)(int n, float v[], float f[]);
#define FREERETURN {free_vector(fvec,1,n);free_vector(xold,1,n);\
    free_vector(p,1,n);free_vector(g,1,n);free_matrix(fjac,1,n,1,n);\
    free_ivecort(indx,1,n);return;}

```

Global variables to communicate with `fmin`.

Sample page from NUMERICAL RECIPES IN C: THE ART OF SCIENTIFIC COMPUTING (ISBN 0-521-43108-5)  
 Copyright (C) 1988-1992 by Cambridge University Press. Programs Copyright (C) 1988-1992 by Numerical Recipes Software.  
 Permission is granted for internet users to make one paper copy for their own personal use. Further reproduction, or any copying of machine-readable files (including this one), to any server computer, is strictly prohibited. To order Numerical Recipes books or CDROMs, visit website <http://www.nr.com> or call 1-800-872-7423 (North America only), or send email to [directcustserv@cambridge.org](mailto:directcustserv@cambridge.org) (outside North America).

```

void newt(float x[], int n, int *check,
         void (*vecfunc)(int, float [], float []))
Given an initial guess x[1..n] for a root in n dimensions, find the root by a globally convergent
Newton's method. The vector of functions to be zeroed, called fvec[1..n] in the routine
below, is returned by the user-supplied routine vecfunc(n,x,fvec). The output quantity
check is false (0) on a normal return and true (1) if the routine has converged to a local
minimum of the function fmin defined below. In this case try restarting from a different initial
guess.
{
    void fdjac(int n, float x[], float fvec[], float **df,
              void (*vecfunc)(int, float [], float []));
    float fmin(float x[]);
    void lnsrch(int n, float xold[], float fold, float g[], float p[], float x[],
              float *f, float stpmax, int *check, float (*func)(float []));
    void lubksb(float **a, int n, int *indx, float b[]);
    void ludcmp(float **a, int n, int *indx, float *d);
    int i,its,j,*indx;
    float d,den,f,fold,stpmax,sum,temp,test,**fjac,*g,*p,*xold;

    indx=ivector(1,n);
    fjac=matrix(1,n,1,n);
    g=vector(1,n);
    p=vector(1,n);
    xold=vector(1,n);
    fvec=vector(1,n);
    nn=n;
    nrfuncv=vecfunc;
    f=fmin(x);
    test=0.0;
    for (i=1;i<=n;i++)
        if (fabs(fvec[i]) > test) test=fabs(fvec[i]);
    if (test < 0.01*TOLF) {
        *check=0;
        FREERETURN
    }
    for (sum=0.0,i=1;i<=n;i++) sum += SQR(x[i]);
    stpmax=STPMX*FMAX(sqrt(sum),(float)n);
    for (its=1;its<=MAXITS;its++) {
        fdjac(n,x,fvec,fjac,vecfunc);
        If analytic Jacobian is available, you can replace the routine fdjac below with your
        own routine.
        for (i=1;i<=n;i++) {
            for (sum=0.0,j=1;j<=n;j++) sum += fjac[j][i]*fvec[j];
            g[i]=sum;
        }
        for (i=1;i<=n;i++) xold[i]=x[i];
        fold=f;
        for (i=1;i<=n;i++) p[i] = -fvec[i];
        ludcmp(fjac,n,indx,&d);
        lubksb(fjac,n,indx,p);
        lnsrch(n,xold,fold,g,p,x,&f,stpmax,check,fmin);
        lnsrch returns new x and f. It also calculates fvec at the new x when it calls fmin.
        test=0.0;
        for (i=1;i<=n;i++)
            if (fabs(fvec[i]) > test) test=fabs(fvec[i]);
        if (test < TOLF) {
            *check=0;
            FREERETURN
        }
    }
    if (*check) {
        test=0.0;
        den=FMAX(f,0.5*n);
        for (i=1;i<=n;i++) {
            temp=fabs(g[i])*FMAX(fabs(x[i]),1.0)/den;

```

Sample page from NUMERICAL RECIPES IN C: THE ART OF SCIENTIFIC COMPUTING (ISBN 0-521-43108-5)  
 Copyright (C) 1988-1992 by Cambridge University Press. Programs Copyright (C) 1988-1992 by Numerical Recipes Software.  
 Permission is granted for internet users to make one paper copy for their own personal use. Further reproduction, or any copying of machine-  
 readable files (including this one), to any server computer, is strictly prohibited. To order Numerical Recipes books or CDROMs, visit website  
<http://www.nr.com> or call 1-800-872-7423 (North America only), or send email to [directcustserv@cambridge.org](mailto:directcustserv@cambridge.org) (outside North America).

```

        if (temp > test) test=temp;
    }
    *check=(test < TOLMIN ? 1 : 0);
    FREERETURN
}
test=0.0;                                Test for convergence on  $\delta x$ .
for (i=1;i<=n;i++) {
    temp=(fabs(x[i]-xold[i]))/FMAX(fabs(x[i]),1.0);
    if (temp > test) test=temp;
}
if (test < TOLX) FREERETURN
}
nrerror("MAXITS exceeded in newt");
}

#include <math.h>
#include "nrutil.h"
#define EPS 1.0e-4                          Approximate square root of the machine precision.

void fdjac(int n, float x[], float fvec[], float **df,
           void (*vecfunc)(int, float [], float []))
Computes forward-difference approximation to Jacobian. On input, x[1..n] is the point at
which the Jacobian is to be evaluated, fvec[1..n] is the vector of function values at the
point, and vecfunc(n,x,f) is a user-supplied routine that returns the vector of functions at
x. On output, df[1..n][1..n] is the Jacobian array.
{
    int i,j;
    float h,temp,*f;

    f=vector(1,n);
    for (j=1;j<=n;j++) {
        temp=x[j];
        h=EPS*fabs(temp);
        if (h == 0.0) h=EPS;
        x[j]=temp+h;                    Trick to reduce finite precision error.
        h=x[j]-temp;
        (*vecfunc)(n,x,f);
        x[j]=temp;
        for (i=1;i<=n;i++) df[i][j]=(f[i]-fvec[i])/h;    Forward difference formula.
    }
    free_vector(f,1,n);
}

#include "nrutil.h"

extern int nn;
extern float *fvec;
extern void (*nrfuncv)(int n, float v[], float f[]);

float fmin(float x[])
Returns  $f = \frac{1}{2} \mathbf{F} \cdot \mathbf{F}$  at x. The global pointer *nrfuncv points to a routine that returns the
vector of functions at x. It is set to point to a user-supplied routine in the calling program.
Global variables also communicate the function values back to the calling program.
{
    int i;
    float sum;

    (*nrfuncv)(nn,x,fvec);
    for (sum=0.0,i=1;i<=nn;i++) sum += SQR(fvec[i]);
    return 0.5*sum;
}

```

Sample page from NUMERICAL RECIPES IN C: THE ART OF SCIENTIFIC COMPUTING (ISBN 0-521-43108-5)  
 Copyright (C) 1988-1992 by Cambridge University Press. Programs Copyright (C) 1988-1992 by Numerical Recipes Software.  
 Permission is granted for internet users to make one paper copy for their own personal use. Further reproduction, or any copying of machine-  
 readable files (including this one), to any server computer, is strictly prohibited. To order Numerical Recipes books or CDROMs, visit website  
<http://www.nr.com> or call 1-800-872-7423 (North America only), or send email to [directcustserv@cambridge.org](mailto:directcustserv@cambridge.org) (outside North America).

The routine `newt` assumes that typical values of all components of  $\mathbf{x}$  and of  $\mathbf{F}$  are of order unity, and it can fail if this assumption is badly violated. You should rescale the variables by their typical values before invoking `newt` if this problem occurs.

### Multidimensional Secant Methods: Broyden's Method

Newton's method as implemented above is quite powerful, but it still has several disadvantages. One drawback is that the Jacobian matrix is needed. In many problems analytic derivatives are unavailable. If function evaluation is expensive, then the cost of finite-difference determination of the Jacobian can be prohibitive.

Just as the quasi-Newton methods to be discussed in §10.7 provide cheap approximations for the Hessian matrix in minimization algorithms, there are quasi-Newton methods that provide cheap approximations to the Jacobian for zero finding. These methods are often called *secant methods*, since they reduce to the secant method (§9.2) in one dimension (see, e.g., [1]). The best of these methods still seems to be the first one introduced, *Broyden's method* [2].

Let us denote the approximate Jacobian by  $\mathbf{B}$ . Then the  $i$ th quasi-Newton step  $\delta\mathbf{x}_i$  is the solution of

$$\mathbf{B}_i \cdot \delta\mathbf{x}_i = -\mathbf{F}_i \tag{9.7.15}$$

where  $\delta\mathbf{x}_i = \mathbf{x}_{i+1} - \mathbf{x}_i$  (cf. equation 9.7.3). The quasi-Newton or secant condition is that  $\mathbf{B}_{i+1}$  satisfy

$$\mathbf{B}_{i+1} \cdot \delta\mathbf{x}_i = \delta\mathbf{F}_i \tag{9.7.16}$$

where  $\delta\mathbf{F}_i = \mathbf{F}_{i+1} - \mathbf{F}_i$ . This is the generalization of the one-dimensional secant approximation to the derivative,  $\delta F/\delta x$ . However, equation (9.7.16) does not determine  $\mathbf{B}_{i+1}$  uniquely in more than one dimension.

Many different auxiliary conditions to pin down  $\mathbf{B}_{i+1}$  have been explored, but the best-performing algorithm in practice results from Broyden's formula. This formula is based on the idea of getting  $\mathbf{B}_{i+1}$  by making the least change to  $\mathbf{B}_i$  consistent with the secant equation (9.7.16). Broyden showed that the resulting formula is

$$\mathbf{B}_{i+1} = \mathbf{B}_i + \frac{(\delta\mathbf{F}_i - \mathbf{B}_i \cdot \delta\mathbf{x}_i) \otimes \delta\mathbf{x}_i}{\delta\mathbf{x}_i \cdot \delta\mathbf{x}_i} \tag{9.7.17}$$

You can easily check that  $\mathbf{B}_{i+1}$  satisfies (9.7.16).

Early implementations of Broyden's method used the Sherman-Morrison formula, equation (2.7.2), to invert equation (9.7.17) analytically,

$$\mathbf{B}_{i+1}^{-1} = \mathbf{B}_i^{-1} + \frac{(\delta\mathbf{x}_i - \mathbf{B}_i^{-1} \cdot \delta\mathbf{F}_i) \otimes \delta\mathbf{x}_i \cdot \mathbf{B}_i^{-1}}{\delta\mathbf{x}_i \cdot \mathbf{B}_i^{-1} \cdot \delta\mathbf{F}_i} \tag{9.7.18}$$

Then instead of solving equation (9.7.3) by e.g., *LU* decomposition, one determined

$$\delta\mathbf{x}_i = -\mathbf{B}_i^{-1} \cdot \mathbf{F}_i \tag{9.7.19}$$

by matrix multiplication in  $O(N^2)$  operations. The disadvantage of this method is that it cannot easily be embedded in a globally convergent strategy, for which the gradient of equation (9.7.4) requires  $\mathbf{B}$ , not  $\mathbf{B}^{-1}$ ,

$$\nabla(\frac{1}{2}\mathbf{F} \cdot \mathbf{F}) \simeq \mathbf{B}^T \cdot \mathbf{F} \tag{9.7.20}$$

Accordingly, we implement the update formula in the form (9.7.17).

However, we can still preserve the  $O(N^2)$  solution of (9.7.3) by using *QR* decomposition (§2.10) instead of *LU* decomposition. The reason is that because of the special form of equation (9.7.17), the *QR* decomposition of  $\mathbf{B}_i$  can be updated into the *QR* decomposition of  $\mathbf{B}_{i+1}$  in  $O(N^2)$  operations (§2.10). All we need is an initial approximation  $\mathbf{B}_0$  to start the ball rolling. It is often acceptable to start simply with the identity matrix, and then allow  $O(N)$  updates to produce a reasonable approximation to the Jacobian. We prefer to spend the first  $N$  function evaluations on a finite-difference approximation to initialize  $\mathbf{B}$  via a call to `fdjac`.

Sample page from NUMERICAL RECIPES IN C: THE ART OF SCIENTIFIC COMPUTING (ISBN 0-521-43108-5)  
 Copyright (C) 1988-1992 by Cambridge University Press. Programs Copyright (C) 1988-1992 by Numerical Recipes Software.  
 Permission is granted for internet users to make one paper copy for their own personal use. Further reproduction, or any copying of machine-readable files (including this one), to any server computer, is strictly prohibited. To order Numerical Recipes books or CDROMs, visit website <http://www.nr.com> or call 1-800-872-7423 (North America only), or send email to [directcustserv@cambridge.org](mailto:directcustserv@cambridge.org) (outside North America).

Since  $\mathbf{B}$  is not the exact Jacobian, we are not guaranteed that  $\delta\mathbf{x}$  is a descent direction for  $f = \frac{1}{2}\mathbf{F} \cdot \mathbf{F}$  (cf. equation 9.7.5). Thus the line search algorithm can fail to return a suitable step if  $\mathbf{B}$  wanders far from the true Jacobian. In this case, we reinitialize  $\mathbf{B}$  by another call to `fdjac`.

Like the secant method in one dimension, Broyden's method converges superlinearly once you get close enough to the root. Embedded in a global strategy, it is almost as robust as Newton's method, and often needs far fewer function evaluations to determine a zero. Note that the final value of  $\mathbf{B}$  is *not* always close to the true Jacobian at the root, even when the method converges.

The routine `broydn` given below is very similar to `newt` in organization. The principal differences are the use of *QR* decomposition instead of *LU*, and the updating formula instead of directly determining the Jacobian. The remarks at the end of `newt` about scaling the variables apply equally to `broydn`.

```
#include <math.h>
#include "nrutil.h"
#define MAXITS 200
#define EPS 1.0e-7
#define TOLF 1.0e-4
#define TOLX EPS
#define STPMX 100.0
#define TOLMIN 1.0e-6
Here MAXITS is the maximum number of iterations; EPS is a number close to the machine
precision; TOLF is the convergence criterion on function values; TOLX is the convergence criterion
on  $\delta\mathbf{x}$ ; STPMX is the scaled maximum step length allowed in line searches; TOLMIN is used to
decide whether spurious convergence to a minimum of fmin has occurred.
#define FREERETURN {free_vector(fvec,1,n);free_vector(xold,1,n);\
    free_vector(w,1,n);free_vector(t,1,n);free_vector(s,1,n);\
    free_matrix(r,1,n,1,n);free_matrix(qt,1,n,1,n);free_vector(p,1,n);\
    free_vector(g,1,n);free_vector(fvcold,1,n);free_vector(d,1,n);\
    free_vector(c,1,n);return;}

int nn;                                Global variables to communicate with fmin.
float *fvec;
void (*nrfuncv)(int n, float v[], float f[]);

void broydn(float x[], int n, int *check,
    void (*vecfunc)(int, float [], float []))
Given an initial guess x[1..n] for a root in n dimensions, find the root by Broyden's method
embedded in a globally convergent strategy. The vector of functions to be zeroed, called
fvec[1..n] in the routine below, is returned by the user-supplied routine vecfunc(n, x, fvec).
The routine fdjac and the function fmin from newt are used. The output quantity check
is false (0) on a normal return and true (1) if the routine has converged to a local minimum
of the function fmin or if Broyden's method can make no further progress. In this case try
restarting from a different initial guess.
{
    void fdjac(int n, float x[], float fvec[], float **df,
        void (*vecfunc)(int, float [], float []));
    float fmin(float x[]);
    void lnsrch(int n, float xold[], float fold, float g[], float p[], float x[],
        float *f, float stpmax, int *check, float (*func)(float []));
    void qrncmp(float **a, int n, float *c, float *d, int *sing);
    void qrupdt(float **r, float **qt, int n, float u[], float v[]);
    void rsolv(float **a, int n, float d[], float b[]);
    int i, its, j, k, restrt, sing, skip;
    float den, f, fold, stpmax, sum, temp, test, *c, *d, *fvcold;
    float *g, *p, **qt, **r, *s, *t, *w, *xold;

    c=vector(1,n);
    d=vector(1,n);
    fvcold=vector(1,n);
    g=vector(1,n);
    p=vector(1,n);
```

Sample page from NUMERICAL RECIPES IN C: THE ART OF SCIENTIFIC COMPUTING (ISBN 0-521-43108-5)  
Copyright (C) 1988-1992 by Cambridge University Press. Programs Copyright (C) 1988-1992 by Numerical Recipes Software.  
Permission is granted for internet users to make one paper copy for their own personal use. Further reproduction, or any copying of machine-readable files (including this one), to any server computer, is strictly prohibited. To order Numerical Recipes books or CDROMs, visit website <http://www.nr.com> or call 1-800-872-7423 (North America only), or send email to [directcustserv@cambridge.org](mailto:directcustserv@cambridge.org) (outside North America).

```

qt=matrix(1,n,1,n);
r=matrix(1,n,1,n);
s=vector(1,n);
t=vector(1,n);
w=vector(1,n);
xold=vector(1,n);
fvec=vector(1,n);
nn=n;
nrfuncv=vecfunc;
f=fmin(x);
test=0.0;
for (i=1;i<=n;i++)
    if (fabs(fvec[i]) > test)test=fabs(fvec[i]);
if (test < 0.01*TOLF) {
    *check=0;
    FREERETURN
}
for (sum=0.0,i=1;i<=n;i++) sum += SQR(x[i]);
stpmax=STPMX*FMAX(sqrt(sum),(float)n);
restrt=1;
for (its=1;its<=MAXITS;its++) {
    if (restrt) {
        fdjac(n,x,fvec,r,vecfunc);
        qrncmp(r,n,c,d,&sing);
        if (sing) nrerror("singular Jacobian in broydn");
        for (i=1;i<=n;i++) {
            for (j=1;j<=n;j++) qt[i][j]=0.0;
            qt[i][i]=1.0;
        }
        for (k=1;k<=n;k++) {
            if (c[k]) {
                for (j=1;j<=n;j++) {
                    sum=0.0;
                    for (i=k;i<=n;i++)
                        sum += r[i][k]*qt[i][j];
                    sum /= c[k];
                    for (i=k;i<=n;i++)
                        qt[i][j] -= sum*r[i][k];
                }
            }
        }
        for (i=1;i<=n;i++) {
            r[i][i]=d[i];
            for (j=1;j<=n;j++) r[i][j]=0.0;
        }
    } else {
        for (i=1;i<=n;i++) s[i]=x[i]-xold[i];
        for (i=1;i<=n;i++) {
            for (sum=0.0,j=1;j<=n;j++) sum += r[i][j]*s[j];
            t[i]=sum;
        }
        skip=1;
        for (i=1;i<=n;i++) {
            for (sum=0.0,j=1;j<=n;j++) sum += qt[j][i]*t[j];
            w[i]=fvec[i]-fvcold[i]-sum;
            if (fabs(w[i]) >= EPS*(fabs(fvec[i])+fabs(fvcold[i]))) skip=0;
            else w[i]=0.0;
        }
        if (!skip) {
            for (i=1;i<=n;i++) {
                for (sum=0.0,j=1;j<=n;j++) sum += qt[i][j]*w[j];
                t[i]=sum;
            }
        }
    }
}

```

Define global variables.

The vector fvec is also computed by this call.

Test for initial guess being a root. Use more stringent test than simply TOLF.

Calculate stpmax for line searches.

Ensure initial Jacobian gets computed.

Start of iteration loop.

Initialize or reinitialize Jacobian in r.

QR decomposition of Jacobian.

Form  $Q^T$  explicitly.

Form  $R$  explicitly.

Carry out Broyden update.

$s = \delta x$ .

$t = R \cdot s$ .

$w = \delta F - B \cdot s$ .

Don't update with noisy components of w.

$t = Q^T \cdot w$ .

Sample page from NUMERICAL RECIPES IN C: THE ART OF SCIENTIFIC COMPUTING (ISBN 0-521-43108-5)  
 Copyright (C) 1988-1992 by Cambridge University Press. Programs Copyright (C) 1988-1992 by Numerical Recipes Software.  
 Permission is granted for internet users to make one paper copy for their own personal use. Further reproduction, or any copying of machine-readable files (including this one), to any server computer, is strictly prohibited. To order Numerical Recipes books or CDROMs, visit website <http://www.nr.com> or call 1-800-872-7423 (North America only), or send email to [directcustserv@cambridge.org](mailto:directcustserv@cambridge.org) (outside North America).

```

    for (den=0.0,i=1;i<=n;i++) den += SQR(s[i]);
    for (i=1;i<=n;i++) s[i] /= den;      Store s/(s·s) in s.
    qrupdt(r,qt,n,t,s);                  Update R and QT.
    for (i=1;i<=n;i++) {
        if (r[i][i] == 0.0) nrerror("r singular in broydn");
        d[i]=r[i][i];                    Diagonal of R stored in d.
    }
}
}
for (i=1;i<=n;i++) {                    Right-hand side for linear equations is  $-Q^T \cdot F$ .
    for (sum=0.0,j=1;j<=n;j++) sum += qt[i][j]*fvec[j];
    p[i] = -sum;
}
for (i=n;i>=1;i--) {                    Compute  $\nabla f \approx (Q \cdot R)^T \cdot F$  for the line search.
    for (sum=0.0,j=1;j<=i;j++) sum -= r[j][i]*p[j];
    g[i]=sum;
}
for (i=1;i<=n;i++) {                    Store x and F.
    xold[i]=x[i];
    fvcold[i]=fvec[i];
}
fold=f;                                  Store f.
rsolv(r,n,d,p);                           Solve linear equations.
lnsrch(n,xold,fold,g,p,x,&f,stpmax,check,fmin);
lnsrch returns new x and f. It also calculates fvec at the new x when it calls fmin.
test=0.0;                                   Test for convergence on function values.
for (i=1;i<=n;i++)
    if (fabs(fvec[i]) > test) test=fabs(fvec[i]);
if (test < TOLF) {
    *check=0;
    FREERETURN
}
if (*check) {                             True if line search failed to find a new x.
    if (restrt) FREERETURN                 Failure; already tried reinitializing the Jacobian.
    else {
        test=0.0;                         Check for gradient of f zero, i.e., spurious
        den=FMAX(f,0.5*n);                 convergence.
        for (i=1;i<=n;i++) {
            temp=fabs(g[i])*FMAX(fabs(x[i]),1.0)/den;
            if (temp > test) test=temp;
        }
        if (test < TOLMIN) FREERETURN
        else restrt=1;                     Try reinitializing the Jacobian.
    }
} else {                                    Successful step; will use Broyden update for
    restrt=0;                               next step.
    test=0.0;                                Test for convergence on  $\delta x$ .
    for (i=1;i<=n;i++) {
        temp=(fabs(x[i]-xold[i]))/FMAX(fabs(x[i]),1.0);
        if (temp > test) test=temp;
    }
    if (test < TOLX) FREERETURN
}
}
nrerror("MAXITS exceeded in broydn");
FREERETURN
}
}

```

Sample page from NUMERICAL RECIPES IN C: THE ART OF SCIENTIFIC COMPUTING (ISBN 0-521-43108-5)  
 Copyright (C) 1988-1992 by Cambridge University Press. Programs Copyright (C) 1988-1992 by Numerical Recipes Software.  
 Permission is granted for internet users to make one paper copy for their own personal use. Further reproduction, or any copying of machine-readable files (including this one), to any server computer, is strictly prohibited. To order Numerical Recipes books or CDROMs, visit website <http://www.nr.com> or call 1-800-872-7423 (North America only), or send email to [directcustserv@cambridge.org](mailto:directcustserv@cambridge.org) (outside North America).



### More Advanced Implementations

One of the principal ways that the methods described so far can fail is if  $\mathbf{J}$  (in Newton's method) or  $\mathbf{B}$  in (Broyden's method) becomes singular or nearly singular, so that  $\delta\mathbf{x}$  cannot be determined. If you are lucky, this situation will not occur very often in practice. Methods developed so far to deal with this problem involve monitoring the condition number of  $\mathbf{J}$  and perturbing  $\mathbf{J}$  if singularity or near singularity is detected. This is most easily implemented if the  $QR$  decomposition is used instead of  $LU$  in Newton's method (see [1] for details). Our personal experience is that, while such an algorithm can solve problems where  $\mathbf{J}$  is exactly singular and the standard Newton's method fails, it is occasionally less robust on other problems where  $LU$  decomposition succeeds. Clearly implementation details involving roundoff, underflow, etc., are important here and the last word is yet to be written.

Our global strategies both for minimization and zero finding have been based on line searches. Other global algorithms, such as the *hook step* and *dogleg step* methods, are based instead on the *model-trust region* approach, which is related to the Levenberg-Marquardt algorithm for nonlinear least-squares (§15.5). While somewhat more complicated than line searches, these methods have a reputation for robustness even when starting far from the desired zero or minimum [1].

#### CITED REFERENCES AND FURTHER READING:

- Dennis, J.E., and Schnabel, R.B. 1983, *Numerical Methods for Unconstrained Optimization and Nonlinear Equations* (Englewood Cliffs, NJ: Prentice-Hall). [1]  
Broyden, C.G. 1965, *Mathematics of Computation*, vol. 19, pp. 577–593. [2]

# Chapter 10. Minimization or Maximization of Functions

## 10.0 Introduction

In a nutshell: You are given a single function  $f$  that depends on one or more independent variables. You want to find the value of those variables where  $f$  takes on a maximum or a minimum value. You can then calculate what value of  $f$  is achieved at the maximum or minimum. The tasks of maximization and minimization are trivially related to each other, since one person's function  $f$  could just as well be another's  $-f$ . The computational desiderata are the usual ones: Do it quickly, cheaply, and in small memory. Often the computational effort is dominated by the cost of evaluating  $f$  (and also perhaps its partial derivatives with respect to all variables, if the chosen algorithm requires them). In such cases the desiderata are sometimes replaced by the simple surrogate: Evaluate  $f$  as few times as possible.

An extremum (maximum or minimum point) can be either *global* (truly the highest or lowest function value) or *local* (the highest or lowest in a finite neighborhood and not on the boundary of that neighborhood). (See Figure 10.0.1.) Finding a global extremum is, in general, a very difficult problem. Two standard heuristics are widely used: (i) find local extrema starting from widely varying starting values of the independent variables (perhaps chosen quasi-randomly, as in §7.7), and then pick the most extreme of these (if they are not all the same); or (ii) perturb a local extremum by taking a finite amplitude step away from it, and then see if your routine returns you to a better point, or “always” to the same one. Relatively recently, so-called “simulated annealing methods” (§10.9) have demonstrated important successes on a variety of global extremization problems.

Our chapter title could just as well be *optimization*, which is the usual name for this very large field of numerical research. The importance ascribed to the various tasks in this field depends strongly on the particular interests of whom you talk to. Economists, and some engineers, are particularly concerned with *constrained optimization*, where there are *a priori* limitations on the allowed values of independent variables. For example, the production of wheat in the U.S. must be a nonnegative number. One particularly well-developed area of constrained optimization is *linear programming*, where both the function to be optimized and the constraints happen to be linear functions of the independent variables. Section 10.8, which is otherwise somewhat disconnected from the rest of the material that we have chosen to include in this chapter, implements the so-called “simplex algorithm” for linear programming problems.

Sample page from NUMERICAL RECIPES IN C: THE ART OF SCIENTIFIC COMPUTING (ISBN 0-521-43108-5)  
Copyright (C) 1988-1992 by Cambridge University Press. Programs Copyright (C) 1988-1992 by Numerical Recipes Software.  
Permission is granted for internet users to make one paper copy for their own personal use. Further reproduction, or any copying of machine-readable files (including this one), to any server computer, is strictly prohibited. To order Numerical Recipes books or CDROMs, visit website <http://www.nr.com> or call 1-800-872-7423 (North America only), or send email to [directcustserv@cambridge.org](mailto:directcustserv@cambridge.org) (outside North America).

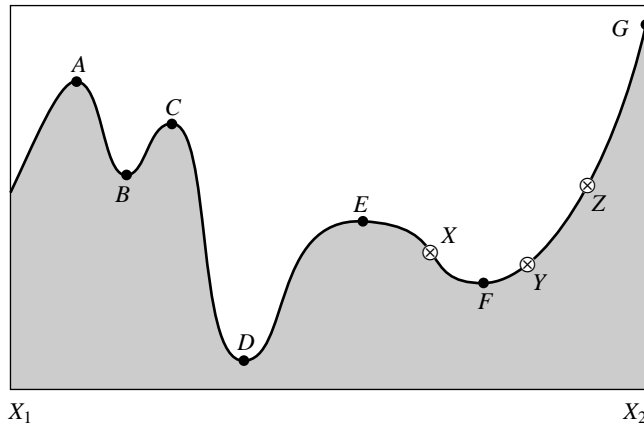


Figure 10.0.1. Extrema of a function in an interval. Points  $A$ ,  $C$ , and  $E$  are local, but not global maxima. Points  $B$  and  $F$  are local, but not global minima. The global maximum occurs at  $G$ , which is on the boundary of the interval so that the derivative of the function need not vanish there. The global minimum is at  $D$ . At point  $E$ , derivatives higher than the first vanish, a situation which can cause difficulty for some algorithms. The points  $X$ ,  $Y$ , and  $Z$  are said to “bracket” the minimum  $F$ , since  $Y$  is less than both  $X$  and  $Z$ .

One other section, §10.9, also lies outside of our main thrust, but for a different reason: so-called “annealing methods” are relatively new, so we do not yet know where they will ultimately fit into the scheme of things. However, these methods have solved some problems previously thought to be practically insoluble; they address directly the problem of finding global extrema in the presence of large numbers of undesired local extrema.

The other sections in this chapter constitute a selection of the best established algorithms in unconstrained minimization. (For definiteness, we will henceforth regard the optimization problem as that of minimization.) These sections are connected, with later ones depending on earlier ones. If you are just looking for the one “perfect” algorithm to solve your particular application, you may feel that we are telling you more than you want to know. Unfortunately, there is *no* perfect optimization algorithm. This is a case where we strongly urge you to try more than one method in comparative fashion. Your initial choice of method can be based on the following considerations:

- You must choose between methods that need only evaluations of the function to be minimized and methods that also require evaluations of the derivative of that function. In the multidimensional case, this derivative is the gradient, a vector quantity. Algorithms using the derivative are somewhat more powerful than those using only the function, but not always enough so as to compensate for the additional calculations of derivatives. We can easily construct examples favoring one approach or favoring the other. However, if you *can* compute derivatives, be prepared to try using them.
- For one-dimensional minimization (minimize a function of one variable) *without* calculation of the derivative, bracket the minimum as described in §10.1, and then use *Brent’s method* as described in §10.2. If your function has a discontinuous second (or lower) derivative, then the parabolic

interpolations of Brent's method are of no advantage, and you might wish to use the simplest form of *golden section search*, as described in §10.1.

- For one-dimensional minimization *with* calculation of the derivative, §10.3 supplies a variant of Brent's method which makes limited use of the first derivative information. We shy away from the alternative of using derivative information to construct high-order interpolating polynomials. In our experience the improvement in convergence very near a smooth, analytic minimum does not make up for the tendency of polynomials sometimes to give wildly wrong interpolations at early stages, especially for functions that may have sharp, "exponential" features.

We now turn to the multidimensional case, both with and without computation of first derivatives.

- You must choose between methods that require storage of order  $N^2$  and those that require only of order  $N$ , where  $N$  is the number of dimensions. For moderate values of  $N$  and reasonable memory sizes this is not a serious constraint. There will be, however, the occasional application where storage may be critical.
- We give in §10.4 a sometimes overlooked *downhill simplex method* due to Nelder and Mead. (This use of the word "simplex" is not to be confused with the simplex method of linear programming.) This method just crawls downhill in a straightforward fashion that makes almost no special assumptions about your function. This can be extremely slow, but it can also, in some cases, be extremely robust. Not to be overlooked is the fact that the code is concise and completely self-contained: a general  $N$ -dimensional minimization program in under 100 program lines! This method is most useful when the minimization calculation is only an incidental part of your overall problem. The storage requirement is of order  $N^2$ , and derivative calculations are not required.
- Section 10.5 deals with *direction-set methods*, of which *Powell's method* is the prototype. These are the methods of choice when you cannot easily calculate derivatives, and are not necessarily to be sneered at even if you can. Although derivatives are not needed, the method does require a one-dimensional minimization sub-algorithm such as Brent's method (see above). Storage is of order  $N^2$ .

There are two major families of algorithms for multidimensional minimization *with* calculation of first derivatives. Both families require a one-dimensional minimization sub-algorithm, which can itself either use, or not use, the derivative information, as you see fit (depending on the relative effort of computing the function and of its gradient vector). We do not think that either family dominates the other in all applications; you should think of them as available alternatives:

- The first family goes under the name *conjugate gradient methods*, as typified by the *Fletcher-Reeves algorithm* and the closely related and probably superior *Polak-Ribiere algorithm*. Conjugate gradient methods require only of order a few times  $N$  storage, require derivative calculations and

one-dimensional sub-minimization. Turn to §10.6 for detailed discussion and implementation.

- The second family goes under the names *quasi-Newton* or *variable metric* methods, as typified by the *Davidon-Fletcher-Powell (DFP)* algorithm (sometimes referred to just as *Fletcher-Powell*) or the closely related *Broyden-Fletcher-Goldfarb-Shanno (BFGS)* algorithm. These methods require of order  $N^2$  storage, require derivative calculations and one-dimensional sub-minimization. Details are in §10.7.

You are now ready to proceed with scaling the peaks (and/or plumbing the depths) of practical optimization.

#### CITED REFERENCES AND FURTHER READING:

- Dennis, J.E., and Schnabel, R.B. 1983, *Numerical Methods for Unconstrained Optimization and Nonlinear Equations* (Englewood Cliffs, NJ: Prentice-Hall).
- Polak, E. 1971, *Computational Methods in Optimization* (New York: Academic Press).
- Gill, P.E., Murray, W., and Wright, M.H. 1981, *Practical Optimization* (New York: Academic Press).
- Acton, F.S. 1970, *Numerical Methods That Work*; 1990, corrected edition (Washington: Mathematical Association of America), Chapter 17.
- Jacobs, D.A.H. (ed.) 1977, *The State of the Art in Numerical Analysis* (London: Academic Press), Chapter III.1.
- Brent, R.P. 1973, *Algorithms for Minimization without Derivatives* (Englewood Cliffs, NJ: Prentice-Hall).
- Dahlquist, G., and Bjorck, A. 1974, *Numerical Methods* (Englewood Cliffs, NJ: Prentice-Hall), Chapter 10.

## 10.1 Golden Section Search in One Dimension

Recall how the bisection method finds roots of functions in one dimension (§9.1): The root is supposed to have been bracketed in an interval  $(a, b)$ . One then evaluates the function at an intermediate point  $x$  and obtains a new, smaller bracketing interval, either  $(a, x)$  or  $(x, b)$ . The process continues until the bracketing interval is acceptably small. It is optimal to choose  $x$  to be the midpoint of  $(a, b)$  so that the decrease in the interval length is maximized when the function is as uncooperative as it can be, i.e., when the luck of the draw forces you to take the bigger bisected segment.

There is a precise, though slightly subtle, translation of these considerations to the minimization problem: What does it mean to *bracket* a minimum? A root of a function is known to be bracketed by a pair of points,  $a$  and  $b$ , when the function has opposite sign at those two points. A minimum, by contrast, is known to be bracketed only when there is a *triplet* of points,  $a < b < c$  (or  $c < b < a$ ), such that  $f(b)$  is less than both  $f(a)$  and  $f(c)$ . In this case we know that the function (if it is nonsingular) has a minimum in the interval  $(a, c)$ .

The analog of bisection is to choose a new point  $x$ , either between  $a$  and  $b$  or between  $b$  and  $c$ . Suppose, to be specific, that we make the latter choice. Then we evaluate  $f(x)$ . If  $f(b) < f(x)$ , then the new bracketing triplet of points is  $(a, b, x)$ ;

one-dimensional sub-minimization. Turn to §10.6 for detailed discussion and implementation.

- The second family goes under the names *quasi-Newton* or *variable metric* methods, as typified by the *Davidon-Fletcher-Powell (DFP)* algorithm (sometimes referred to just as *Fletcher-Powell*) or the closely related *Broyden-Fletcher-Goldfarb-Shanno (BFGS)* algorithm. These methods require of order  $N^2$  storage, require derivative calculations and one-dimensional sub-minimization. Details are in §10.7.

You are now ready to proceed with scaling the peaks (and/or plumbing the depths) of practical optimization.

#### CITED REFERENCES AND FURTHER READING:

- Dennis, J.E., and Schnabel, R.B. 1983, *Numerical Methods for Unconstrained Optimization and Nonlinear Equations* (Englewood Cliffs, NJ: Prentice-Hall).
- Polak, E. 1971, *Computational Methods in Optimization* (New York: Academic Press).
- Gill, P.E., Murray, W., and Wright, M.H. 1981, *Practical Optimization* (New York: Academic Press).
- Acton, F.S. 1970, *Numerical Methods That Work*; 1990, corrected edition (Washington: Mathematical Association of America), Chapter 17.
- Jacobs, D.A.H. (ed.) 1977, *The State of the Art in Numerical Analysis* (London: Academic Press), Chapter III.1.
- Brent, R.P. 1973, *Algorithms for Minimization without Derivatives* (Englewood Cliffs, NJ: Prentice-Hall).
- Dahlquist, G., and Bjorck, A. 1974, *Numerical Methods* (Englewood Cliffs, NJ: Prentice-Hall), Chapter 10.

## 10.1 Golden Section Search in One Dimension

Recall how the bisection method finds roots of functions in one dimension (§9.1): The root is supposed to have been bracketed in an interval  $(a, b)$ . One then evaluates the function at an intermediate point  $x$  and obtains a new, smaller bracketing interval, either  $(a, x)$  or  $(x, b)$ . The process continues until the bracketing interval is acceptably small. It is optimal to choose  $x$  to be the midpoint of  $(a, b)$  so that the decrease in the interval length is maximized when the function is as uncooperative as it can be, i.e., when the luck of the draw forces you to take the bigger bisected segment.

There is a precise, though slightly subtle, translation of these considerations to the minimization problem: What does it mean to *bracket* a minimum? A root of a function is known to be bracketed by a pair of points,  $a$  and  $b$ , when the function has opposite sign at those two points. A minimum, by contrast, is known to be bracketed only when there is a *triplet* of points,  $a < b < c$  (or  $c < b < a$ ), such that  $f(b)$  is less than both  $f(a)$  and  $f(c)$ . In this case we know that the function (if it is nonsingular) has a minimum in the interval  $(a, c)$ .

The analog of bisection is to choose a new point  $x$ , either between  $a$  and  $b$  or between  $b$  and  $c$ . Suppose, to be specific, that we make the latter choice. Then we evaluate  $f(x)$ . If  $f(b) < f(x)$ , then the new bracketing triplet of points is  $(a, b, x)$ ;

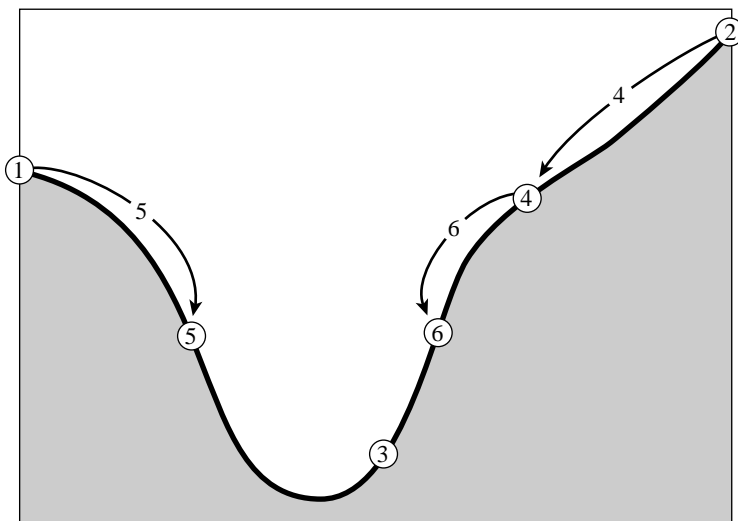


Figure 10.1.1. Successive bracketing of a minimum. The minimum is originally bracketed by points 1,3,2. The function is evaluated at 4, which replaces 2; then at 5, which replaces 1; then at 6, which replaces 4. The rule at each stage is to keep a center point that is lower than the two outside points. After the steps shown, the minimum is bracketed by points 5,3,6.

contrariwise, if  $f(b) > f(x)$ , then the new bracketing triplet is  $(b, x, c)$ . In all cases the middle point of the new triplet is the abscissa whose ordinate is the best minimum achieved so far; see Figure 10.1.1. We continue the process of bracketing until the distance between the two outer points of the triplet is tolerably small.

How small is “tolerably” small? For a minimum located at a value  $b$ , you might naively think that you will be able to bracket it in as small a range as  $(1 - \epsilon)b < b < (1 + \epsilon)b$ , where  $\epsilon$  is your computer’s floating-point precision, a number like  $3 \times 10^{-8}$  (for `float`) or  $10^{-15}$  (for `double`). Not so! In general, the shape of your function  $f(x)$  near  $b$  will be given by Taylor’s theorem

$$f(x) \approx f(b) + \frac{1}{2}f''(b)(x - b)^2 \quad (10.1.1)$$

The second term will be negligible compared to the first (that is, will be a factor  $\epsilon$  smaller and will act just like zero when added to it) whenever

$$|x - b| < \sqrt{\epsilon}|b| \sqrt{\frac{2|f(b)|}{b^2 f''(b)}} \quad (10.1.2)$$

The reason for writing the right-hand side in this way is that, for most functions, the final square root is a number of order unity. Therefore, as a rule of thumb, it is hopeless to ask for a bracketing interval of width less than  $\sqrt{\epsilon}$  times its central value, a fractional width of only about  $10^{-4}$  (single precision) or  $3 \times 10^{-8}$  (double precision). Knowing this inescapable fact will save you a lot of useless bisections!

The minimum-finding routines of this chapter will often call for a user-supplied argument `tol`, and return with an abscissa whose fractional precision is about  $\pm \text{tol}$  (bracketing interval of fractional size about  $2 \times \text{tol}$ ). Unless you have a better

estimate for the right-hand side of equation (10.1.2), you should set  $\text{tol}$  equal to (not much less than) the square root of your machine's floating-point precision, since smaller values will gain you nothing.

It remains to decide on a strategy for choosing the new point  $x$ , given  $(a, b, c)$ . Suppose that  $b$  is a fraction  $w$  of the way between  $a$  and  $c$ , i.e.

$$\frac{b-a}{c-a} = w \quad \frac{c-b}{c-a} = 1-w \quad (10.1.3)$$

Also suppose that our next trial point  $x$  is an additional fraction  $z$  beyond  $b$ ,

$$\frac{x-b}{c-a} = z \quad (10.1.4)$$

Then the next bracketing segment will either be of length  $w+z$  relative to the current one, or else of length  $1-w$ . If we want to minimize the worst case possibility, then we will choose  $z$  to make these equal, namely

$$z = 1 - 2w \quad (10.1.5)$$

We see at once that the new point is the symmetric point to  $b$  in the original interval, namely with  $|b-a|$  equal to  $|x-c|$ . This implies that the point  $x$  lies in the larger of the two segments ( $z$  is positive only if  $w < 1/2$ ).

But where in the larger segment? Where did the value of  $w$  itself come from? Presumably from the previous stage of applying our same strategy. Therefore, if  $z$  is chosen to be optimal, then so was  $w$  before it. This *scale similarity* implies that  $x$  should be the same fraction of the way from  $b$  to  $c$  (if that is the bigger segment) as was  $b$  from  $a$  to  $c$ , in other words,

$$\frac{z}{1-w} = w \quad (10.1.6)$$

Equations (10.1.5) and (10.1.6) give the quadratic equation

$$w^2 - 3w + 1 = 0 \quad \text{yielding} \quad w = \frac{3 - \sqrt{5}}{2} \approx 0.38197 \quad (10.1.7)$$

In other words, the optimal bracketing interval  $(a, b, c)$  has its middle point  $b$  a fractional distance 0.38197 from one end (say,  $a$ ), and 0.61803 from the other end (say,  $b$ ). These fractions are those of the so-called *golden mean* or *golden section*, whose supposedly aesthetic properties hark back to the ancient Pythagoreans. This optimal method of function minimization, the analog of the bisection method for finding zeros, is thus called the *golden section search*, summarized as follows:

Given, at each stage, a bracketing triplet of points, the next point to be tried is that which is a fraction 0.38197 into the larger of the two intervals (measuring from the central point of the triplet). If you start out with a bracketing triplet whose segments are not in the golden ratios, the procedure of choosing successive points at the golden mean point of the larger segment will quickly converge you to the proper, self-replicating ratios.

The golden section search guarantees that each new function evaluation will (after self-replicating ratios have been achieved) bracket the minimum to an interval



just 0.61803 times the size of the preceding interval. This is comparable to, but not quite as good as, the 0.50000 that holds when finding roots by bisection. Note that the convergence is *linear* (in the language of Chapter 9), meaning that successive significant figures are won linearly with additional function evaluations. In the next section we will give a superlinear method, where the rate at which successive significant figures are liberated increases with each successive function evaluation.

### Routine for Initially Bracketing a Minimum

The preceding discussion has assumed that you are able to bracket the minimum in the first place. We consider this initial bracketing to be an essential part of any one-dimensional minimization. There are some one-dimensional algorithms that do not require a rigorous initial bracketing. However, we would *never* trade the secure feeling of *knowing* that a minimum is “in there somewhere” for the dubious reduction of function evaluations that these nonbracketing routines may promise. Please bracket your minima (or, for that matter, your zeros) before isolating them!

There is not much theory as to how to do this bracketing. Obviously you want to step downhill. But how far? We like to take larger and larger steps, starting with some (wild?) initial guess and then increasing the stepsize at each step either by a constant factor, or else by the result of a parabolic extrapolation of the preceding points that is designed to take us to the extrapolated turning point. It doesn't much matter if the steps get big. After all, we are stepping downhill, so we already have the left and middle points of the bracketing triplet. We just need to take a big enough step to stop the downhill trend and get a high third point.

Our standard routine is this:

```
#include <math.h>
#include "nrutil.h"
#define GOLD 1.618034
#define GLIMIT 100.0
#define TINY 1.0e-20
#define SHFT(a,b,c,d) (a)=(b);(b)=(c);(c)=(d);
Here GOLD is the default ratio by which successive intervals are magnified; GLIMIT is the
maximum magnification allowed for a parabolic-fit step.

void mnbrak(float *ax, float *bx, float *cx, float *fa, float *fb, float *fc,
float (*func)(float))
Given a function func, and given distinct initial points ax and bx, this routine searches in
the downhill direction (defined by the function as evaluated at the initial points) and returns
new points ax, bx, cx that bracket a minimum of the function. Also returned are the function
values at the three points, fa, fb, and fc.
{
    float ulim,u,r,q, fu, dum;

    *fa=(*func)(*ax);
    *fb=(*func)(*bx);
    if (*fb > *fa) {
        SHFT(dum,*ax,*bx,dum)           Switch roles of a and b so that we can go
        SHFT(dum,*fb,*fa,dum)           downhill in the direction from a to b.
    }
    *cx=(*bx)+GOLD*( *bx-*ax);          First guess for c.
    *fc=(*func)(*cx);
    while (*fb > *fc) {                 Keep returning here until we bracket.
        r=( *bx-*ax)*( *fb-*fc);        Compute u by parabolic extrapolation from
        q=( *bx-*cx)*( *fb-*fa);        a, b, c. TINY is used to prevent any pos-
        u=( *bx)-(( *bx-*cx)*q-( *bx-*ax)*r)/
                                        sible division by zero.
```

```

    (2.0*SIGN(FMAX(fabs(q-r), TINY), q-r));
    ulim>(*bx)+GLIMIT*(cx-*bx);
    We won't go farther than this. Test various possibilities:
    if ((*bx-u)*(u-*cx) > 0.0) {      Parabolic u is between b and c: try it.
        fu>(*func)(u);
        if (fu < *fc) {              Got a minimum between b and c.
            *ax>(*bx);
            *bx=u;
            *fa>(*fb);
            *fb=fu;
            return;
        } else if (fu > *fb) {      Got a minimum between a and u.
            *cx=u;
            *fc=fu;
            return;
        }
        u>(*cx)+GOLD*(cx-*bx);      Parabolic fit was no use. Use default mag-
        fu>(*func)(u);              nification.
    } else if ((*cx-u)*(u-ulim) > 0.0) { Parabolic fit is between c and its
        fu>(*func)(u);              allowed limit.
        if (fu < *fc) {
            SHFT(*bx,*cx,u,*cx+GOLD*(cx-*bx))
            SHFT(*fb,*fc,fu,*func)(u)
        }
    } else if ((u-ulim)*(ulim-*cx) >= 0.0) { Limit parabolic u to maximum
        u=ulim;                      allowed value.
        fu>(*func)(u);
    } else {                          Reject parabolic u, use default magnifica-
        u>(*cx)+GOLD*(cx-*bx);        tion.
        fu>(*func)(u);
    }
    SHFT(*ax,*bx,*cx,u)              Eliminate oldest point and continue.
    SHFT(*fa,*fb,*fc,fu)
}
}

```

(Because of the housekeeping involved in moving around three or four points and their function values, the above program ends up looking deceptively formidable. That is true of several other programs in this chapter as well. The underlying ideas, however, are quite simple.)

## Routine for Golden Section Search

```

#include <math.h>
#define R 0.61803399                The golden ratios.
#define C (1.0-R)
#define SHFT2(a,b,c) (a)=(b);(b)=(c);
#define SHFT3(a,b,c,d) (a)=(b);(b)=(c);(c)=(d);

float golden(float ax, float bx, float cx, float (*f)(float), float tol,
             float *xmin)

```

Given a function *f*, and given a bracketing triplet of abscissas *ax*, *bx*, *cx* (such that *bx* is between *ax* and *cx*, and *f*(*bx*) is less than both *f*(*ax*) and *f*(*cx*)), this routine performs a golden section search for the minimum, isolating it to a fractional precision of about *tol*. The abscissa of the minimum is returned as *xmin*, and the minimum function value is returned as *golden*, the returned function value.

```

{
    float f1,f2,x0,x1,x2,x3;

```

```

x0=ax;
x3=cx;
if (fabs(cx-bx) > fabs(bx-ax)) {
    x1=bx;
    x2=bx+C*(cx-bx);
} else {
    x2=bx;
    x1=bx-C*(bx-ax);
}
f1>(*f)(x1);
f2>(*f)(x2);
while (fabs(x3-x0) > tol*(fabs(x1)+fabs(x2))) {
    if (f2 < f1) {
        SHFT3(x0,x1,x2,R*x1+C*x3)
        SHFT2(f1,f2,(*f)(x2))
    } else {
        SHFT3(x3,x2,x1,R*x2+C*x0)
        SHFT2(f2,f1,(*f)(x1))
    }
}
if (f1 < f2) {
    *xmin=x1;
    return f1;
} else {
    *xmin=x2;
    return f2;
}
}

```

At any given time we will keep track of four points,  $x_0, x_1, x_2, x_3$ .  
 Make  $x_0$  to  $x_1$  the smaller segment, and fill in the new point to be tried.  
 The initial function evaluations. Note that we never need to evaluate the function at the original endpoints.  
 One possible outcome, its housekeeping, and a new function evaluation.  
 The other outcome, and its new function evaluation.  
 Back to see if we are done.  
 We are done. Output the best of the two current values.

## 10.2 Parabolic Interpolation and Brent's Method in One Dimension

We already tipped our hand about the desirability of parabolic interpolation in the previous section's `mnbrak` routine, but it is now time to be more explicit. A golden section search is designed to handle, in effect, the worst possible case of function minimization, with the uncooperative minimum hunted down and cornered like a scared rabbit. But why assume the worst? If the function is nicely parabolic near to the minimum — surely the generic case for sufficiently smooth functions — then the parabola fitted through any three points ought to take us in a single leap to the minimum, or at least very near to it (see Figure 10.2.1). Since we want to find an abscissa rather than an ordinate, the procedure is technically called *inverse parabolic interpolation*.

The formula for the abscissa  $x$  that is the minimum of a parabola through three points  $f(a)$ ,  $f(b)$ , and  $f(c)$  is

$$x = b - \frac{1}{2} \frac{(b-a)^2[f(b) - f(c)] - (b-c)^2[f(b) - f(a)]}{(b-a)[f(b) - f(c)] - (b-c)[f(b) - f(a)]} \quad (10.2.1)$$

as you can easily derive. This formula fails only if the three points are collinear, in which case the denominator is zero (minimum of the parabola is infinitely far

```

x0=ax;
x3=cx;
if (fabs(cx-bx) > fabs(bx-ax)) {
    x1=bx;
    x2=bx+C*(cx-bx);
} else {
    x2=bx;
    x1=bx-C*(bx-ax);
}
f1>(*f)(x1);
f2>(*f)(x2);
while (fabs(x3-x0) > tol*(fabs(x1)+fabs(x2))) {
    if (f2 < f1) {
        SHFT3(x0,x1,x2,R*x1+C*x3)
        SHFT2(f1,f2>(*f)(x2))
    } else {
        SHFT3(x3,x2,x1,R*x2+C*x0)
        SHFT2(f2,f1>(*f)(x1))
    }
}
if (f1 < f2) {
    *xmin=x1;
    return f1;
} else {
    *xmin=x2;
    return f2;
}
}

```

At any given time we will keep track of four points,  $x_0, x_1, x_2, x_3$ .  
 Make  $x_0$  to  $x_1$  the smaller segment, and fill in the new point to be tried.  
 The initial function evaluations. Note that we never need to evaluate the function at the original endpoints.  
 One possible outcome, its housekeeping, and a new function evaluation.  
 The other outcome, and its new function evaluation.  
 Back to see if we are done.  
 We are done. Output the best of the two current values.

## 10.2 Parabolic Interpolation and Brent's Method in One Dimension

We already tipped our hand about the desirability of parabolic interpolation in the previous section's `mnbrak` routine, but it is now time to be more explicit. A golden section search is designed to handle, in effect, the worst possible case of function minimization, with the uncooperative minimum hunted down and cornered like a scared rabbit. But why assume the worst? If the function is nicely parabolic near to the minimum — surely the generic case for sufficiently smooth functions — then the parabola fitted through any three points ought to take us in a single leap to the minimum, or at least very near to it (see Figure 10.2.1). Since we want to find an abscissa rather than an ordinate, the procedure is technically called *inverse parabolic interpolation*.

The formula for the abscissa  $x$  that is the minimum of a parabola through three points  $f(a)$ ,  $f(b)$ , and  $f(c)$  is

$$x = b - \frac{1}{2} \frac{(b-a)^2[f(b) - f(c)] - (b-c)^2[f(b) - f(a)]}{(b-a)[f(b) - f(c)] - (b-c)[f(b) - f(a)]} \quad (10.2.1)$$

as you can easily derive. This formula fails only if the three points are collinear, in which case the denominator is zero (minimum of the parabola is infinitely far

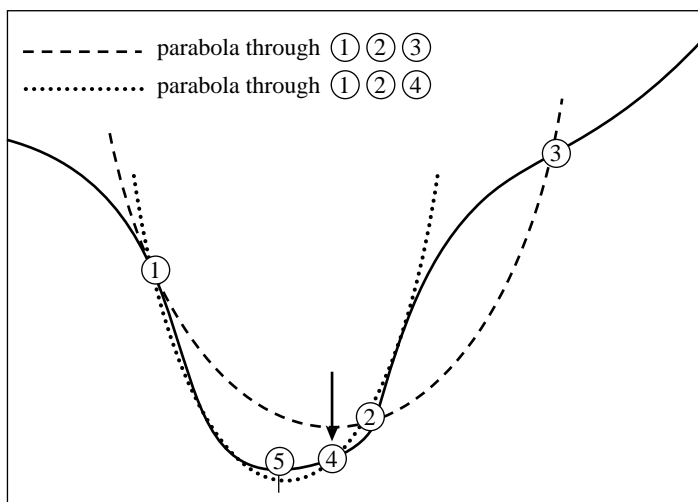


Figure 10.2.1. Convergence to a minimum by inverse parabolic interpolation. A parabola (dashed line) is drawn through the three original points 1,2,3 on the given function (solid line). The function is evaluated at the parabola's minimum, 4, which replaces point 3. A new parabola (dotted line) is drawn through points 1,4,2. The minimum of this parabola is at 5, which is close to the minimum of the function.

away). Note, however, that (10.2.1) is as happy jumping to a parabolic maximum as to a minimum. No minimization scheme that depends solely on (10.2.1) is likely to succeed in practice.

The exacting task is to invent a scheme that relies on a sure-but-slow technique, like golden section search, when the function is not cooperative, but that switches over to (10.2.1) when the function allows. The task is nontrivial for several reasons, including these: (i) The housekeeping needed to avoid unnecessary function evaluations in switching between the two methods can be complicated. (ii) Careful attention must be given to the “endgame,” where the function is being evaluated very near to the roundoff limit of equation (10.1.2). (iii) The scheme for detecting a cooperative versus noncooperative function must be very robust.

*Brent's method* [1] is up to the task in all particulars. At any particular stage, it is keeping track of six function points (not necessarily all distinct),  $a$ ,  $b$ ,  $u$ ,  $v$ ,  $w$  and  $x$ , defined as follows: the minimum is bracketed between  $a$  and  $b$ ;  $x$  is the point with the very least function value found so far (or the most recent one in case of a tie);  $w$  is the point with the second least function value;  $v$  is the previous value of  $w$ ;  $u$  is the point at which the function was evaluated most recently. Also appearing in the algorithm is the point  $x_m$ , the midpoint between  $a$  and  $b$ ; however, the function is not evaluated there.

You can read the code below to understand the method's logical organization. Mention of a few general principles here may, however, be helpful: Parabolic interpolation is attempted, fitting through the points  $x$ ,  $v$ , and  $w$ . To be acceptable, the parabolic step must (i) fall within the bounding interval  $(a, b)$ , and (ii) imply a movement from the best current value  $x$  that is *less* than half the movement of the *step before last*. This second criterion insures that the parabolic steps are actually converging to something, rather than, say, bouncing around in some nonconvergent limit cycle. In the worst possible case, where the parabolic steps are acceptable but

useless, the method will approximately alternate between parabolic steps and golden sections, converging in due course by virtue of the latter. The reason for comparing to the step *before* last seems essentially heuristic: Experience shows that it is better not to “punish” the algorithm for a single bad step if it can make it up on the next one.

Another principle exemplified in the code is never to evaluate the function less than a distance `tol` from a point already evaluated (or from a known bracketing point). The reason is that, as we saw in equation (10.1.2), there is simply no information content in doing so: the function will differ from the value already evaluated only by an amount of order the roundoff error. Therefore in the code below you will find several tests and modifications of a potential new point, imposing this restriction. This restriction also interacts subtly with the test for “doneness,” which the method takes into account.

A typical ending configuration for Brent’s method is that  $a$  and  $b$  are  $2 \times x \times \text{tol}$  apart, with  $x$  (the best abscissa) at the midpoint of  $a$  and  $b$ , and therefore fractionally accurate to  $\pm \text{tol}$ .

Indulge us a final reminder that `tol` should generally be no smaller than the square root of your machine’s floating-point precision.

```
#include <math.h>
#include "nrutil.h"
#define ITMAX 100
#define CGOLD 0.3819660
#define ZEPS 1.0e-10
Here ITMAX is the maximum allowed number of iterations; CGOLD is the golden ratio; ZEPS is
a small number that protects against trying to achieve fractional accuracy for a minimum that
happens to be exactly zero.
#define SHFT(a,b,c,d) (a)=(b);(b)=(c);(c)=(d);

float brent(float ax, float bx, float cx, float (*f)(float), float tol,
float *xmin)
Given a function f, and given a bracketing triplet of abscissas ax, bx, cx (such that bx is
between ax and cx, and f(bx) is less than both f(ax) and f(cx)), this routine isolates
the minimum to a fractional precision of about tol using Brent's method. The abscissa of
the minimum is returned as xmin, and the minimum function value is returned as brent, the
returned function value.
{
    int iter;
    float a,b,d,etemp,fu,fv,fw,fx,p,q,r,tol1,tol2,u,v,w,x,xm;
    float e=0.0;
    This will be the distance moved on
    the step before last.
    a=(ax < cx ? ax : cx);
    b=(ax > cx ? ax : cx);
    a and b must be in ascending order,
    but input abscissas need not be.
    x=w=v=bx;
    Initializations...
    fw=fv=fx=(*f)(x);
    for (iter=1;iter<=ITMAX;iter++) {
        Main program loop.
        xm=0.5*(a+b);
        tol2=2.0*(tol1=tol*fabs(x)+ZEPS);
        if (fabs(x-xm) <= (tol2-0.5*(b-a))) {
            Test for done here.
            *xmin=x;
            return fx;
        }
        if (fabs(e) > tol1) {
            Construct a trial parabolic fit.
            r=(x-w)*(fx-fv);
            q=(x-v)*(fx-fw);
            p=(x-v)*q-(x-w)*r;
            q=2.0*(q-r);
            if (q > 0.0) p = -p;
            q=fabs(q);
```

Sample page from NUMERICAL RECIPES IN C: THE ART OF SCIENTIFIC COMPUTING (ISBN 0-521-43108-5)  
Copyright (C) 1988-1992 by Cambridge University Press. Programs Copyright (C) 1988-1992 by Numerical Recipes Software.  
Permission is granted for internet users to make one paper copy for their own personal use. Further reproduction, or any copying of machine-readable files (including this one), to any server computer, is strictly prohibited. To order Numerical Recipes books or CDROMs, visit website <http://www.nr.com> or call 1-800-872-7423 (North America only), or send email to [directcustserv@cambridge.org](mailto:directcustserv@cambridge.org) (outside North America).

```

etemp=e;
e=d;
if (fabs(p) >= fabs(0.5*q*etemp) || p <= q*(a-x) || p >= q*(b-x))
    d=CGOLD*(e=(x >= xm ? a-x : b-x));
The above conditions determine the acceptability of the parabolic fit. Here we
take the golden section step into the larger of the two segments.
else {
    d=p/q;                Take the parabolic step.
    u=x+d;
    if (u-a < tol2 || b-u < tol2)
        d=SIGN(tol1,xm-x);
}
} else {
    d=CGOLD*(e=(x >= xm ? a-x : b-x));
}
u=(fabs(d) >= tol1 ? x+d : x+SIGN(tol1,d));
fu>(*f)(u);
This is the one function evaluation per iteration.
if (fu <= fx) {
    if (u >= x) a=x; else b=x;                Now decide what to do with our func-
    SHFT(v,w,x,u)                             tion evaluation.
    SHFT(fv,fw,fx,fu)                         Housekeeping follows:
} else {
    if (u < x) a=u; else b=u;
    if (fu <= fw || w == x) {
        v=w;
        w=u;
        fv=fw;
        fw=fu;
    } else if (fu <= fv || v == x || v == w) {
        v=u;
        fv=fu;
    }
}
}
}
nrerror("Too many iterations in brent");
*xmin=x;
return fx;
}

```

## CITED REFERENCES AND FURTHER READING:

- Brent, R.P. 1973, *Algorithms for Minimization without Derivatives* (Englewood Cliffs, NJ: Prentice-Hall), Chapter 5. [1]
- Forsythe, G.E., Malcolm, M.A., and Moler, C.B. 1977, *Computer Methods for Mathematical Computations* (Englewood Cliffs, NJ: Prentice-Hall), §8.2.

## 10.3 One-Dimensional Search with First Derivatives

Here we want to accomplish precisely the same goal as in the previous section, namely to isolate a functional minimum that is bracketed by the triplet of abscissas  $(a, b, c)$ , but utilizing an additional capability to compute the function's first derivative as well as its value.

Sample page from NUMERICAL RECIPES IN C: THE ART OF SCIENTIFIC COMPUTING (ISBN 0-521-43108-5)  
 Copyright (C) 1988-1992 by Cambridge University Press. Programs Copyright (C) 1988-1992 by Numerical Recipes Software.  
 Permission is granted for internet users to make one paper copy for their own personal use. Further reproduction, or any copying of machine-readable files (including this one), to any server computer, is strictly prohibited. To order Numerical Recipes books or CDROMs, visit website <http://www.nr.com> or call 1-800-872-7423 (North America only), or send email to [directcustserv@cambridge.org](mailto:directcustserv@cambridge.org) (outside North America).

```

etemp=e;
e=d;
if (fabs(p) >= fabs(0.5*q*etemp) || p <= q*(a-x) || p >= q*(b-x))
    d=CGOLD*(e=(x >= xm ? a-x : b-x));
The above conditions determine the acceptability of the parabolic fit. Here we
take the golden section step into the larger of the two segments.
else {
    d=p/q;                Take the parabolic step.
    u=x+d;
    if (u-a < tol2 || b-u < tol2)
        d=SIGN(tol1,xm-x);
}
} else {
    d=CGOLD*(e=(x >= xm ? a-x : b-x));
}
u=(fabs(d) >= tol1 ? x+d : x+SIGN(tol1,d));
fu>(*f)(u);
This is the one function evaluation per iteration.
if (fu <= fx) {
    if (u >= x) a=x; else b=x;                Now decide what to do with our func-
    SHFT(v,w,x,u)                             tion evaluation.
    SHFT(fv,fw,fx,fu)                         Housekeeping follows:
} else {
    if (u < x) a=u; else b=u;
    if (fu <= fw || w == x) {
        v=w;
        w=u;
        fv=fw;
        fw=fu;
    } else if (fu <= fv || v == x || v == w) {
        v=u;
        fv=fu;
    }
}
}
}
nrerror("Too many iterations in brent");
*xmin=x;
return fx;
}

```

## CITED REFERENCES AND FURTHER READING:

- Brent, R.P. 1973, *Algorithms for Minimization without Derivatives* (Englewood Cliffs, NJ: Prentice-Hall), Chapter 5. [1]
- Forsythe, G.E., Malcolm, M.A., and Moler, C.B. 1977, *Computer Methods for Mathematical Computations* (Englewood Cliffs, NJ: Prentice-Hall), §8.2.

## 10.3 One-Dimensional Search with First Derivatives

Here we want to accomplish precisely the same goal as in the previous section, namely to isolate a functional minimum that is bracketed by the triplet of abscissas  $(a, b, c)$ , but utilizing an additional capability to compute the function's first derivative as well as its value.

Sample page from NUMERICAL RECIPES IN C: THE ART OF SCIENTIFIC COMPUTING (ISBN 0-521-43108-5)  
 Copyright (C) 1988-1992 by Cambridge University Press. Programs Copyright (C) 1988-1992 by Numerical Recipes Software.  
 Permission is granted for internet users to make one paper copy for their own personal use. Further reproduction, or any copying of machine-readable files (including this one), to any server computer, is strictly prohibited. To order Numerical Recipes books or CDROMs, visit website <http://www.nr.com> or call 1-800-872-7423 (North America only), or send email to [directcustserv@cambridge.org](mailto:directcustserv@cambridge.org) (outside North America).



In principle, we might simply search for a zero of the derivative, ignoring the function value information, using a root finder like `rtflsp` or `zbrent` (§§9.2–9.3). It doesn't take long to reject *that* idea: How do we distinguish maxima from minima? Where do we go from initial conditions where the derivatives on one or both of the outer bracketing points indicate that “downhill” is in the direction *out* of the bracketed interval?

We don't want to give up our strategy of maintaining a rigorous bracket on the minimum at all times. The only way to keep such a bracket is to update it using function (not derivative) information, with the central point in the bracketing triplet always that with the lowest function value. Therefore the role of the derivatives can only be to help us choose new trial points within the bracket.

One school of thought is to “use everything you've got”: Compute a polynomial of relatively high order (cubic or above) that agrees with some number of previous function and derivative evaluations. For example, there is a unique cubic that agrees with function and derivative at two points, and one can jump to the interpolated minimum of that cubic (if there is a minimum within the bracket). Suggested by Davidon and others, formulas for this tactic are given in [1].

We like to be more conservative than this. Once superlinear convergence sets in, it hardly matters whether its order is moderately lower or higher. In practical problems that we have met, most function evaluations are spent in getting globally close enough to the minimum for superlinear convergence to commence. So we are more worried about all the funny “stiff” things that high-order polynomials can do (cf. Figure 3.0.1b), and about their sensitivities to roundoff error.

This leads us to use derivative information only as follows: The sign of the derivative at the central point of the bracketing triplet  $(a, b, c)$  indicates uniquely whether the next test point should be taken in the interval  $(a, b)$  or in the interval  $(b, c)$ . The value of this derivative and of the derivative at the second-best-so-far point are extrapolated to zero by the secant method (inverse linear interpolation), which by itself is superlinear of order 1.618. (The golden mean again: see [1], p. 57.) We impose the same sort of restrictions on this new trial point as in Brent's method. If the trial point must be rejected, we *bisect* the interval under scrutiny.

Yes, we are fuddy-duddies when it comes to making flamboyant use of derivative information in one-dimensional minimization. But we have met too many functions whose computed “derivatives” *don't* integrate up to the function value and *don't* accurately point the way to the minimum, usually because of roundoff errors, sometimes because of truncation error in the method of derivative evaluation.

You will see that the following routine is closely modeled on `brent` in the previous section.

```
#include <math.h>
#include "nrutil.h"
#define ITMAX 100
#define ZEPS 1.0e-10
#define MOV3(a,b,c, d,e,f) (a)=(d);(b)=(e);(c)=(f);

float dbrent(float ax, float bx, float cx, float (*f)(float),
             float (*df)(float), float tol, float *xmin)
```

Given a function `f` and its derivative function `df`, and given a bracketing triplet of abscissas `ax`, `bx`, `cx` [such that `bx` is between `ax` and `cx`, and `f(bx)` is less than both `f(ax)` and `f(cx)`], this routine isolates the minimum to a fractional precision of about `tol` using a modification of Brent's method that uses derivatives. The abscissa of the minimum is returned as `xmin`, and

the minimum function value is returned as `dbrent`, the returned function value.

```

{
  int iter,ok1,ok2;           Will be used as flags for whether pro-
  float a,b,d,d1,d2,du,dv,dw,dx,e=0.0;   posed steps are acceptable or not.
  float fu,fv,fw,fx,olde,tol1,tol2,u,u1,u2,v,w,x,xm;

  Comments following will point out only differences from the routine brent. Read that
  routine first.
  a=(ax < cx ? ax : cx);
  b=(ax > cx ? ax : cx);
  x=w=v=bx;
  fw=fv=fx=(*f)(x);
  dw=dv=dx=(*df)(x);
  for (iter=1;iter<=ITMAX;iter++) {
    xm=0.5*(a+b);
    tol1=tol*fabs(x)+ZEPS;
    tol2=2.0*tol1;
    if (fabs(x-xm) <= (tol2-0.5*(b-a))) {
      *xmin=x;
      return fx;
    }
    if (fabs(e) > tol1) {
      d1=2.0*(b-a);
      d2=d1;
      if (dw != dx) d1=(w-x)*dx/(dx-dw);   Secant method with one point.
      if (dv != dx) d2=(v-x)*dx/(dx-dv);   And the other.
      Which of these two estimates of d shall we take? We will insist that they be within
      the bracket, and on the side pointed to by the derivative at x:
      u1=x+d1;
      u2=x+d2;
      ok1 = (a-u1)*(u1-b) > 0.0 && dx*d1 <= 0.0;
      ok2 = (a-u2)*(u2-b) > 0.0 && dx*d2 <= 0.0;
      olde=e;
      e=d;
      if (ok1 || ok2) {
        if (ok1 && ok2)
          d=(fabs(d1) < fabs(d2) ? d1 : d2);   the smallest one.
        else if (ok1)
          d=d1;
        else
          d=d2;
        if (fabs(d) <= fabs(0.5*olde)) {
          u=x+d;
          if (u-a < tol2 || b-u < tol2)
            d=SIGN(tol1,xm-x);
        } else {
          d=0.5*(e=(dx >= 0.0 ? a-x : b-x));
          Bisect, not golden section.
          Decide which segment by the sign of the derivative.
        }
      } else {
        d=0.5*(e=(dx >= 0.0 ? a-x : b-x));
      }
    } else {
      d=0.5*(e=(dx >= 0.0 ? a-x : b-x));
    }
    if (fabs(d) >= tol1) {
      u=x+d;
      fu=(*f)(u);
    } else {
      u=x+SIGN(tol1,d);
      fu=(*f)(u);
      if (fu > fx) {
        *xmin=x;
        return fx;
      }
    }
  }
}

```

All our housekeeping chores are doubled by the necessity of moving derivative values around as well as function values.

Initialize these d's to an out-of-bracket value.

Secant method with one point. And the other.

Which of these two estimates of d shall we take? We will insist that they be within the bracket, and on the side pointed to by the derivative at x:

Movement on the step before last.

Take only an acceptable d, and if both are acceptable, then take the smallest one.

Bisect, not golden section. Decide which segment by the sign of the derivative.

If the minimum step in the downhill direction takes us uphill, then we are done.

Sample page from NUMERICAL RECIPES IN C: THE ART OF SCIENTIFIC COMPUTING (ISBN 0-521-43108-5)  
 Copyright (C) 1988-1992 by Cambridge University Press. Programs Copyright (C) 1988-1992 by Numerical Recipes Software.  
 Permission is granted for internet users to make one paper copy for their own personal use. Further reproduction, or any copying of machine-readable files (including this one), to any server computer, is strictly prohibited. To order Numerical Recipes books or CDROMs, visit website <http://www.nr.com> or call 1-800-872-7423 (North America only), or send email to [directcustserv@cambridge.org](mailto:directcustserv@cambridge.org) (outside North America).

```

    }
}
du>(*df)(u);
if (fu <= fx) {
    if (u >= x) a=x; else b=x;
    MOV3(v,fv,dv, w,fw,dw)
    MOV3(w,fw,dw, x,fx,dx)
    MOV3(x,fx,dx, u,fu,du)
} else {
    if (u < x) a=u; else b=u;
    if (fu <= fw || w == x) {
        MOV3(v,fv,dv, w,fw,dw)
        MOV3(w,fw,dw, u,fu,du)
    } else if (fu < fv || v == x || v == w) {
        MOV3(v,fv,dv, u,fu,du)
    }
}
}
nrerror("Too many iterations in routine dbrent");
return 0.0;
}

```

Now all the housekeeping, sigh.

Never get here.

## CITED REFERENCES AND FURTHER READING:

- Acton, F.S. 1970, *Numerical Methods That Work*; 1990, corrected edition (Washington: Mathematical Association of America), pp. 55; 454–458. [1]
- Brent, R.P. 1973, *Algorithms for Minimization without Derivatives* (Englewood Cliffs, NJ: Prentice-Hall), p. 78.

## 10.4 Downhill Simplex Method in Multidimensions

With this section we begin consideration of multidimensional minimization, that is, finding the minimum of a function of more than one independent variable. This section stands apart from those which follow, however: All of the algorithms after this section will make explicit use of a one-dimensional minimization algorithm as a part of their computational strategy. This section implements an entirely self-contained strategy, in which one-dimensional minimization does not figure.

The *downhill simplex method* is due to Nelder and Mead [1]. The method requires only function evaluations, not derivatives. It is not very efficient in terms of the number of function evaluations that it requires. Powell's method (§10.5) is almost surely faster in all likely applications. However, the downhill simplex method may frequently be the *best* method to use if the figure of merit is “get something working quickly” for a problem whose computational burden is small.

The method has a geometrical naturalness about it which makes it delightful to describe or work through:

A *simplex* is the geometrical figure consisting, in  $N$  dimensions, of  $N + 1$  points (or vertices) and all their interconnecting line segments, polygonal faces, etc. In two dimensions, a simplex is a triangle. In three dimensions it is a tetrahedron, not necessarily the regular tetrahedron. (The *simplex method* of linear programming,

```

    }
}
du>(*df)(u);
if (fu <= fx) {
    if (u >= x) a=x; else b=x;
    MOV3(v,fv,dv, w,fw,dw)
    MOV3(w,fw,dw, x,fx,dx)
    MOV3(x,fx,dx, u,fu,du)
} else {
    if (u < x) a=u; else b=u;
    if (fu <= fw || w == x) {
        MOV3(v,fv,dv, w,fw,dw)
        MOV3(w,fw,dw, u,fu,du)
    } else if (fu < fv || v == x || v == w) {
        MOV3(v,fv,dv, u,fu,du)
    }
}
}
nrerror("Too many iterations in routine dbrent");
return 0.0;
}

```

Now all the housekeeping, sigh.

Never get here.

## CITED REFERENCES AND FURTHER READING:

- Acton, F.S. 1970, *Numerical Methods That Work*; 1990, corrected edition (Washington: Mathematical Association of America), pp. 55; 454–458. [1]
- Brent, R.P. 1973, *Algorithms for Minimization without Derivatives* (Englewood Cliffs, NJ: Prentice-Hall), p. 78.

## 10.4 Downhill Simplex Method in Multidimensions

With this section we begin consideration of multidimensional minimization, that is, finding the minimum of a function of more than one independent variable. This section stands apart from those which follow, however: All of the algorithms after this section will make explicit use of a one-dimensional minimization algorithm as a part of their computational strategy. This section implements an entirely self-contained strategy, in which one-dimensional minimization does not figure.

The *downhill simplex method* is due to Nelder and Mead [1]. The method requires only function evaluations, not derivatives. It is not very efficient in terms of the number of function evaluations that it requires. Powell's method (§10.5) is almost surely faster in all likely applications. However, the downhill simplex method may frequently be the *best* method to use if the figure of merit is “get something working quickly” for a problem whose computational burden is small.

The method has a geometrical naturalness about it which makes it delightful to describe or work through:

A *simplex* is the geometrical figure consisting, in  $N$  dimensions, of  $N + 1$  points (or vertices) and all their interconnecting line segments, polygonal faces, etc. In two dimensions, a simplex is a triangle. In three dimensions it is a tetrahedron, not necessarily the regular tetrahedron. (The *simplex method* of linear programming,

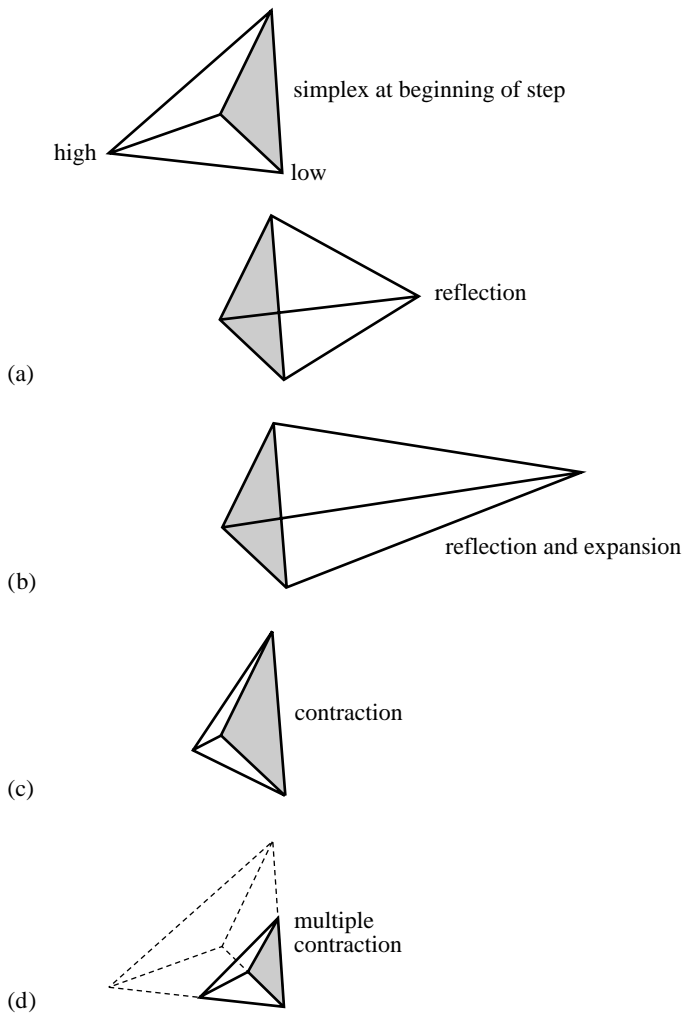


Figure 10.4.1. Possible outcomes for a step in the downhill simplex method. The simplex at the beginning of the step, here a tetrahedron, is shown, top. The simplex at the end of the step can be any one of (a) a reflection away from the high point, (b) a reflection and expansion away from the high point, (c) a contraction along one dimension from the high point, or (d) a contraction along all dimensions towards the low point. An appropriate sequence of such steps will always converge to a minimum of the function.

described in §10.8, also makes use of the geometrical concept of a simplex. Otherwise it is completely unrelated to the algorithm that we are describing in this section.) In general we are only interested in simplexes that are nondegenerate, i.e., that enclose a finite inner  $N$ -dimensional volume. If any point of a nondegenerate simplex is taken as the origin, then the  $N$  other points define vector directions that span the  $N$ -dimensional vector space.

In one-dimensional minimization, it was possible to bracket a minimum, so that the success of a subsequent isolation was guaranteed. Alas! There is no analogous procedure in multidimensional space. For multidimensional minimization, the best we can do is give our algorithm a starting guess, that is, an  $N$ -vector of independent variables as the first point to try. The algorithm is then supposed to make its own way

downhill through the unimaginable complexity of an  $N$ -dimensional topography, until it encounters a (local, at least) minimum.

The downhill simplex method must be started not just with a single point, but with  $N + 1$  points, defining an initial simplex. If you think of one of these points (it matters not which) as being your initial starting point  $\mathbf{P}_0$ , then you can take the other  $N$  points to be

$$\mathbf{P}_i = \mathbf{P}_0 + \lambda \mathbf{e}_i \quad (10.4.1)$$

where the  $\mathbf{e}_i$ 's are  $N$  unit vectors, and where  $\lambda$  is a constant which is your guess of the problem's characteristic length scale. (Or, you could have different  $\lambda_i$ 's for each vector direction.)

The downhill simplex method now takes a series of steps, most steps just moving the point of the simplex where the function is largest ("highest point") through the opposite face of the simplex to a lower point. These steps are called reflections, and they are constructed to conserve the volume of the simplex (hence maintain its nondegeneracy). When it can do so, the method expands the simplex in one or another direction to take larger steps. When it reaches a "valley floor," the method contracts itself in the transverse direction and tries to ooze down the valley. If there is a situation where the simplex is trying to "pass through the eye of a needle," it contracts itself in all directions, pulling itself in around its lowest (best) point. The routine name *amoeba* is intended to be descriptive of this kind of behavior; the basic moves are summarized in Figure 10.4.1.

Termination criteria can be delicate in any multidimensional minimization routine. Without bracketing, and with more than one independent variable, we no longer have the option of requiring a certain tolerance for a single independent variable. We typically can identify one "cycle" or "step" of our multidimensional algorithm. It is then possible to terminate when the vector distance moved in that step is fractionally smaller in magnitude than some tolerance  $\text{tol}$ . Alternatively, we could require that the decrease in the function value in the terminating step be fractionally smaller than some tolerance  $\text{ftol}$ . Note that while  $\text{tol}$  should not usually be smaller than the square root of the machine precision, it is perfectly appropriate to let  $\text{ftol}$  be of order the machine precision (or perhaps slightly larger so as not to be diddled by roundoff).

Note well that either of the above criteria might be fooled by a single anomalous step that, for one reason or another, failed to get anywhere. Therefore, it is frequently a good idea to *restart* a multidimensional minimization routine at a point where it claims to have found a minimum. For this restart, you should reinitialize any ancillary input quantities. In the downhill simplex method, for example, you should reinitialize  $N$  of the  $N + 1$  vertices of the simplex again by equation (10.4.1), with  $\mathbf{P}_0$  being one of the vertices of the claimed minimum.

Restarts should never be very expensive; your algorithm did, after all, converge to the restart point once, and now you are starting the algorithm already there.

Consider, then, our  $N$ -dimensional amoeba:

```

#include <math.h>
#include "nrutil.h"
#define TINY 1.0e-10           A small number.
#define NMAX 5000             Maximum allowed number of function evaluations.
#define GET_PSUM \
    for (j=1;j<=ndim;j++) {\
        for (sum=0.0,i=1;i<=mpts;i++) sum += p[i][j];\
        psum[j]=sum;}
#define SWAP(a,b) {swap=(a);(a)=(b);(b)=swap;}

void amoeba(float **p, float y[], int ndim, float ftol,
            float (*funkt)(float []), int *nfunkt)
Multidimensional minimization of the function funk(x) where x[1..ndim] is a vector in ndim
dimensions, by the downhill simplex method of Nelder and Mead. The matrix p[1..ndim+1]
[1..ndim] is input. Its ndim+1 rows are ndim-dimensional vectors which are the vertices of
the starting simplex. Also input is the vector y[1..ndim+1], whose components must be pre-
initialized to the values of funk evaluated at the ndim+1 vertices (rows) of p; and ftol the
fractional convergence tolerance to be achieved in the function value (n.b.!). On output, p and
y will have been reset to ndim+1 new points all within ftol of a minimum function value, and
nfunkt gives the number of function evaluations taken.
{
    float amotry(float **p, float y[], float psum[], int ndim,
                float (*funkt)(float []), int ihi, float fac);
    int i,ih,i,ilo,inhi,j,mpts=ndim+1;
    float rtol,sum,swap,ysave,ytry,*psum;

    psum=vector(1,ndim);
    *nfunkt=0;
    GET_PSUM
    for (;;) {
        ilo=1;
        First we must determine which point is the highest (worst), next-highest, and lowest
        (best), by looping over the points in the simplex.
        ihi = y[1]>y[2] ? (inhi=2,1) : (inhi=1,2);
        for (i=1;i<=mpts;i++) {
            if (y[i] <= y[ilo]) ilo=i;
            if (y[i] > y[ihi]) {
                inhi=ihi;
                ihi=i;
            } else if (y[i] > y[inhi] && i != ihi) inhi=i;
        }
        rtol=2.0*fabs(y[ihi]-y[ilo])/(fabs(y[ihi])+fabs(y[ilo])+TINY);
        Compute the fractional range from highest to lowest and return if satisfactory.
        if (rtol < ftol) {                If returning, put best point and value in slot 1.
            SWAP(y[i],y[ilo])
            for (i=1;i<=ndim;i++) SWAP(p[1][i],p[ilo][i])
            break;
        }
        if (*nfunkt >= NMAX) nrerror("NMAX exceeded");
        *nfunkt += 2;
        Begin a new iteration. First extrapolate by a factor -1 through the face of the simplex
        across from the high point, i.e., reflect the simplex from the high point.
        ytry=amotry(p,y,psum,ndim,funkt,ih,-1.0);
        if (ytry <= y[ilo])
            Gives a result better than the best point, so try an additional extrapolation by a
            factor 2.
            ytry=amotry(p,y,psum,ndim,funkt,ih,2.0);
        else if (ytry >= y[inhi]) {
            The reflected point is worse than the second-highest, so look for an intermediate
            lower point, i.e., do a one-dimensional contraction.
            ysave=y[inhi];
            ytry=amotry(p,y,psum,ndim,funkt,ih,0.5);
            if (ytry >= ysave) {                Can't seem to get rid of that high point. Better
                for (i=1;i<=mpts;i++) {                contract around the lowest (best) point.

```

Sample page from NUMERICAL RECIPES IN C: THE ART OF SCIENTIFIC COMPUTING (ISBN 0-521-43108-5)  
 Copyright (C) 1988-1992 by Cambridge University Press. Programs Copyright (C) 1988-1992 by Numerical Recipes Software.  
 Permission is granted for internet users to make one paper copy for their own personal use. Further reproduction, or any copying of machine-  
 readable files (including this one), to any server computer, is strictly prohibited. To order Numerical Recipes books or CDROMs, visit website  
<http://www.nr.com> or call 1-800-872-7423 (North America only), or send email to [directcustserv@cambridge.org](mailto:directcustserv@cambridge.org) (outside North America).

```

        if (i != ilo) {
            for (j=1;j<=ndim;j++)
                p[i][j]=psum[j]=0.5*(p[i][j]+p[ilo][j]);
            y[i]=(*funkt)(psum);
        }
        *nfunkt += ndim;           Keep track of function evaluations.
        GET_PSUM                   Recompute psum.
    }
    } else --(*nfunkt);           Correct the evaluation count.
    }                             Go back for the test of doneness and the next
    free_vector(psum,1,ndim);     iteration.
}

```

```
#include "nrutil.h"
```

```

float amotry(float **p, float y[], float psum[], int ndim,
             float (*funkt)(float []), int ihi, float fac)
Extrapolates by a factor fac through the face of the simplex across from the high point, tries
it, and replaces the high point if the new point is better.
{
    int j;
    float fac1,fac2,ytry,*ptry;

    ptry=vector(1,ndim);
    fac1=(1.0-fac)/ndim;
    fac2=fac1-fac;
    for (j=1;j<=ndim;j++) ptry[j]=psum[j]*fac1-p[ihi][j]*fac2;
    ytry=(*funkt)(ptry);           Evaluate the function at the trial point.
    if (ytry < y[ihi]) {          If it's better than the highest, then replace the highest.
        y[ihi]=ytry;
        for (j=1;j<=ndim;j++) {
            psum[j] += ptry[j]-p[ihi][j];
            p[ihi][j]=ptry[j];
        }
    }
    free_vector(ptry,1,ndim);
    return ytry;
}

```

#### CITED REFERENCES AND FURTHER READING:

- Nelder, J.A., and Mead, R. 1965, *Computer Journal*, vol. 7, pp. 308–313. [1]  
 Yarbrow, L.A., and Deming, S.N. 1974, *Analytica Chimica Acta*, vol. 73, pp. 391–398.  
 Jacoby, S.L.S., Kowalik, J.S., and Pizzo, J.T. 1972, *Iterative Methods for Nonlinear Optimization Problems* (Englewood Cliffs, NJ: Prentice-Hall).

## 10.5 Direction Set (Powell's) Methods in Multidimensions

We know (§10.1–§10.3) how to minimize a function of one variable. If we start at a point  $\mathbf{P}$  in  $N$ -dimensional space, and proceed from there in some vector



```

        if (i != ilo) {
            for (j=1;j<=ndim;j++)
                p[i][j]=psum[j]=0.5*(p[i][j]+p[ilo][j]);
            y[i]=(*funkt)(psum);
        }
        *nfunkt += ndim;           Keep track of function evaluations.
        GET_PSUM                    Recompute psum.
    }
    } else --(*nfunkt);           Correct the evaluation count.
    }                               Go back for the test of doneness and the next
    free_vector(psum,1,ndim);      iteration.
}

```

```
#include "nrutil.h"
```

```

float amotry(float **p, float y[], float psum[], int ndim,
             float (*funkt)(float []), int ihi, float fac)
Extrapolates by a factor fac through the face of the simplex across from the high point, tries
it, and replaces the high point if the new point is better.
{
    int j;
    float fac1,fac2,ytry,*ptry;

    ptry=vector(1,ndim);
    fac1=(1.0-fac)/ndim;
    fac2=fac1-fac;
    for (j=1;j<=ndim;j++) ptry[j]=psum[j]*fac1-p[ihi][j]*fac2;
    ytry=(*funkt)(ptry);           Evaluate the function at the trial point.
    if (ytry < y[ihi]) {           If it's better than the highest, then replace the highest.
        y[ihi]=ytry;
        for (j=1;j<=ndim;j++) {
            psum[j] += ptry[j]-p[ihi][j];
            p[ihi][j]=ptry[j];
        }
    }
    free_vector(ptry,1,ndim);
    return ytry;
}

```

#### CITED REFERENCES AND FURTHER READING:

- Nelder, J.A., and Mead, R. 1965, *Computer Journal*, vol. 7, pp. 308–313. [1]  
 Yarbro, L.A., and Deming, S.N. 1974, *Analytica Chimica Acta*, vol. 73, pp. 391–398.  
 Jacoby, S.L.S., Kowalik, J.S., and Pizzo, J.T. 1972, *Iterative Methods for Nonlinear Optimization Problems* (Englewood Cliffs, NJ: Prentice-Hall).

## 10.5 Direction Set (Powell's) Methods in Multidimensions

We know (§10.1–§10.3) how to minimize a function of one variable. If we start at a point  $\mathbf{P}$  in  $N$ -dimensional space, and proceed from there in some vector

direction  $\mathbf{n}$ , then any function of  $N$  variables  $f(\mathbf{P})$  can be minimized along the line  $\mathbf{n}$  by our one-dimensional methods. One can dream up various multidimensional minimization methods that consist of sequences of such line minimizations. Different methods will differ only by how, at each stage, they choose the next direction  $\mathbf{n}$  to try. All such methods presume the existence of a “black-box” sub-algorithm, which we might call `linmin` (given as an explicit routine at the end of this section), whose definition can be taken for now as

`linmin`: Given as input the vectors  $\mathbf{P}$  and  $\mathbf{n}$ , and the function  $f$ , find the scalar  $\lambda$  that minimizes  $f(\mathbf{P} + \lambda\mathbf{n})$ .  
Replace  $\mathbf{P}$  by  $\mathbf{P} + \lambda\mathbf{n}$ . Replace  $\mathbf{n}$  by  $\lambda\mathbf{n}$ . Done.

All the minimization methods in this section and in the two sections following fall under this general schema of successive line minimizations. (The algorithm in §10.7 does not need very accurate line minimizations. Accordingly, it has its own approximate line minimization routine, `lnsrch`.) In this section we consider a class of methods whose choice of successive directions does not involve explicit computation of the function’s gradient; the next two sections do require such gradient calculations. You will note that we need not specify whether `linmin` uses gradient information or not. That choice is up to you, and its optimization depends on your particular function. You would be crazy, however, to use gradients in `linmin` and *not* use them in the choice of directions, since in this latter role they can drastically reduce the total computational burden.

But what if, in your application, calculation of the gradient is out of the question. You might first think of this simple method: Take the unit vectors  $\mathbf{e}_1, \mathbf{e}_2, \dots, \mathbf{e}_N$  as a *set of directions*. Using `linmin`, move along the first direction to its minimum, then *from there* along the second direction to *its* minimum, and so on, cycling through the whole set of directions as many times as necessary, until the function stops decreasing.

This simple method is actually not too bad for many functions. Even more interesting is why it *is* bad, i.e. very inefficient, for some other functions. Consider a function of two dimensions whose contour map (level lines) happens to define a long, narrow valley at some angle to the coordinate basis vectors (see Figure 10.5.1). Then the only way “down the length of the valley” going along the basis vectors at each stage is by a series of many tiny steps. More generally, in  $N$  dimensions, if the function’s second derivatives are much larger in magnitude in some directions than in others, then many cycles through all  $N$  basis vectors will be required in order to get anywhere. This condition is not all that unusual; according to Murphy’s Law, you should count on it.

Obviously what we need is a better set of directions than the  $\mathbf{e}_i$ ’s. All *direction set methods* consist of prescriptions for updating the set of directions as the method proceeds, attempting to come up with a set which either (i) includes some very good directions that will take us far along narrow valleys, or else (more subtly) (ii) includes some number of “non-interfering” directions with the special property that minimization along one is not “spoiled” by subsequent minimization along another, so that interminable cycling through the set of directions can be avoided.

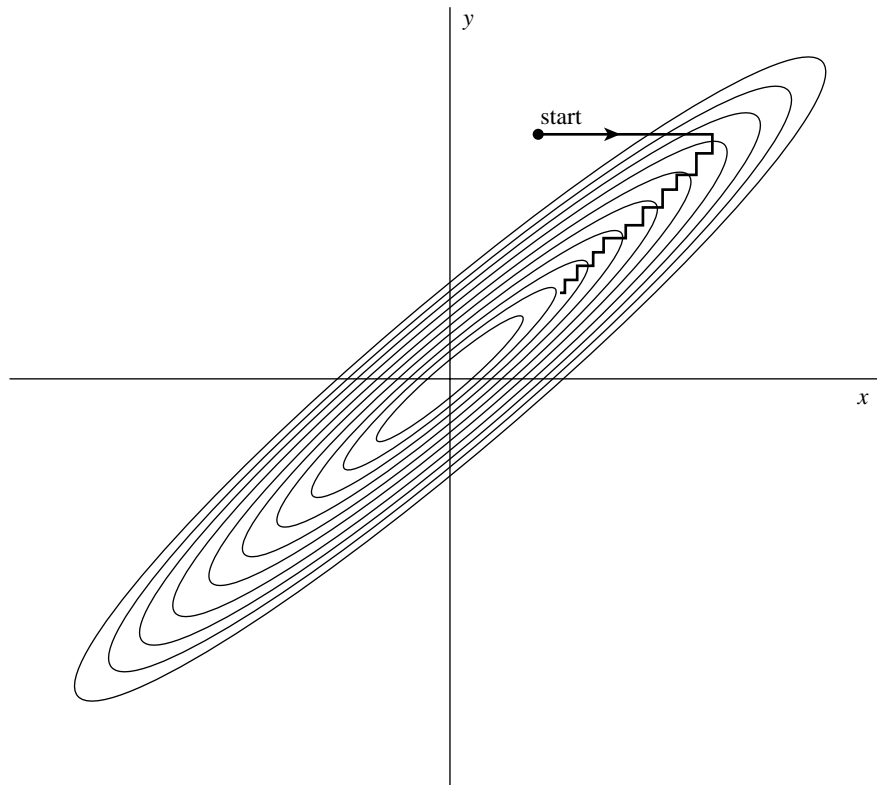


Figure 10.5.1. Successive minimizations along coordinate directions in a long, narrow “valley” (shown as contour lines). Unless the valley is optimally oriented, this method is extremely inefficient, taking many tiny steps to get to the minimum, crossing and re-crossing the principal axis.

### Conjugate Directions

This concept of “non-interfering” directions, more conventionally called *conjugate directions*, is worth making mathematically explicit.

First, note that if we minimize a function along some direction  $\mathbf{u}$ , then the gradient of the function must be perpendicular to  $\mathbf{u}$  at the line minimum; if not, then there would still be a nonzero directional derivative along  $\mathbf{u}$ .

Next take some particular point  $\mathbf{P}$  as the origin of the coordinate system with coordinates  $\mathbf{x}$ . Then any function  $f$  can be approximated by its Taylor series

$$\begin{aligned} f(\mathbf{x}) &= f(\mathbf{P}) + \sum_i \frac{\partial f}{\partial x_i} x_i + \frac{1}{2} \sum_{i,j} \frac{\partial^2 f}{\partial x_i \partial x_j} x_i x_j + \cdots \\ &\approx c - \mathbf{b} \cdot \mathbf{x} + \frac{1}{2} \mathbf{x} \cdot \mathbf{A} \cdot \mathbf{x} \end{aligned} \quad (10.5.1)$$

where

$$c \equiv f(\mathbf{P}) \quad \mathbf{b} \equiv -\nabla f|_{\mathbf{P}} \quad [\mathbf{A}]_{ij} \equiv \left. \frac{\partial^2 f}{\partial x_i \partial x_j} \right|_{\mathbf{P}} \quad (10.5.2)$$

The matrix  $\mathbf{A}$  whose components are the second partial derivative matrix of the function is called the *Hessian matrix* of the function at  $\mathbf{P}$ .

In the approximation of (10.5.1), the gradient of  $f$  is easily calculated as

$$\nabla f = \mathbf{A} \cdot \mathbf{x} - \mathbf{b} \quad (10.5.3)$$

(This implies that the gradient will vanish — the function will be at an extremum — at a value of  $\mathbf{x}$  obtained by solving  $\mathbf{A} \cdot \mathbf{x} = \mathbf{b}$ . This idea we will return to in §10.7!)

How does the gradient  $\nabla f$  change as we move along some direction? Evidently

$$\delta(\nabla f) = \mathbf{A} \cdot (\delta\mathbf{x}) \quad (10.5.4)$$

Suppose that we have moved along some direction  $\mathbf{u}$  to a minimum and now propose to move along some new direction  $\mathbf{v}$ . The condition that motion along  $\mathbf{v}$  not *spoil* our minimization along  $\mathbf{u}$  is just that the gradient stay perpendicular to  $\mathbf{u}$ , i.e., that the change in the gradient be perpendicular to  $\mathbf{u}$ . By equation (10.5.4) this is just

$$0 = \mathbf{u} \cdot \delta(\nabla f) = \mathbf{u} \cdot \mathbf{A} \cdot \mathbf{v} \quad (10.5.5)$$

When (10.5.5) holds for two vectors  $\mathbf{u}$  and  $\mathbf{v}$ , they are said to be *conjugate*. When the relation holds pairwise for all members of a set of vectors, they are said to be a conjugate set. If you do successive line minimization of a function along a conjugate set of directions, then you don't need to redo any of those directions (unless, of course, you spoil things by minimizing along a direction that they are *not* conjugate to).

A triumph for a direction set method is to come up with a set of  $N$  linearly independent, mutually conjugate directions. Then, one pass of  $N$  line minimizations will put it exactly at the minimum of a quadratic form like (10.5.1). For functions  $f$  that are not exactly quadratic forms, it won't be exactly at the minimum; but repeated cycles of  $N$  line minimizations will in due course converge *quadratically* to the minimum.

### **Powell's Quadratically Convergent Method**

Powell first discovered a direction set method that does produce  $N$  mutually conjugate directions. Here is how it goes: Initialize the set of directions  $\mathbf{u}_i$  to the basis vectors,

$$\mathbf{u}_i = \mathbf{e}_i \quad i = 1, \dots, N \quad (10.5.6)$$

Now repeat the following sequence of steps ("basic procedure") until your function stops decreasing:

- Save your starting position as  $\mathbf{P}_0$ .
- For  $i = 1, \dots, N$ , move  $\mathbf{P}_{i-1}$  to the minimum along direction  $\mathbf{u}_i$  and call this point  $\mathbf{P}_i$ .
- For  $i = 1, \dots, N - 1$ , set  $\mathbf{u}_i \leftarrow \mathbf{u}_{i+1}$ .
- Set  $\mathbf{u}_N \leftarrow \mathbf{P}_N - \mathbf{P}_0$ .
- Move  $\mathbf{P}_N$  to the minimum along direction  $\mathbf{u}_N$  and call this point  $\mathbf{P}_0$ .

Powell, in 1964, showed that, for a quadratic form like (10.5.1),  $k$  iterations of the above basic procedure produce a set of directions  $\mathbf{u}_i$  whose last  $k$  members are mutually conjugate. Therefore,  $N$  iterations of the basic procedure, amounting to  $N(N + 1)$  line minimizations in all, will exactly minimize a quadratic form. Brent [1] gives proofs of these statements in accessible form.

Unfortunately, there is a problem with Powell's quadratically convergent algorithm. The procedure of throwing away, at each stage,  $\mathbf{u}_1$  in favor of  $\mathbf{P}_N - \mathbf{P}_0$  tends to produce sets of directions that "fold up on each other" and become linearly dependent. Once this happens, then the procedure finds the minimum of the function  $f$  only over a subspace of the full  $N$ -dimensional case; in other words, it gives the wrong answer. Therefore, the algorithm must not be used in the form given above.

There are a number of ways to fix up the problem of linear dependence in Powell's algorithm, among them:

1. You can reinitialize the set of directions  $\mathbf{u}_i$  to the basis vectors  $\mathbf{e}_i$  after every  $N$  or  $N + 1$  iterations of the basic procedure. This produces a serviceable method, which we commend to you if quadratic convergence is important for your application (i.e., if your functions are close to quadratic forms and if you desire high accuracy).
2. Brent points out that the set of directions can equally well be reset to the columns of any orthogonal matrix. Rather than throw away the information on conjugate directions already built up, he resets the direction set to calculated principal directions of the matrix  $\mathbf{A}$  (which he gives a procedure for determining). The calculation is essentially a singular value decomposition algorithm (see §2.6). Brent has a number of other cute tricks up his sleeve, and his modification of Powell's method is probably the best presently known. Consult [1] for a detailed description and listing of the program. Unfortunately it is rather too elaborate for us to include here.
3. You can give up the property of quadratic convergence in favor of a more heuristic scheme (due to Powell) which tries to find a few good directions along narrow valleys instead of  $N$  necessarily conjugate directions. This is the method that we now implement. (It is also the version of Powell's method given in Acton [2], from which parts of the following discussion are drawn.)

### **Discarding the Direction of Largest Decrease**

The fox and the grapes: Now that we are going to give up the property of quadratic convergence, was it so important after all? That depends on the function that you are minimizing. Some applications produce functions with long, twisty valleys. Quadratic convergence is of no particular advantage to a program which must slalom down the length of a valley floor that twists one way and another (and another, and another, . . . – there are  $N$  dimensions!). Along the long direction, a quadratically convergent method is trying to extrapolate to the minimum of a parabola which just isn't (yet) there; while the conjugacy of the  $N - 1$  transverse directions keeps getting spoiled by the twists.

Sooner or later, however, we do arrive at an approximately ellipsoidal minimum (cf. equation 10.5.1 when  $\mathbf{b}$ , the gradient, is zero). Then, depending on how much accuracy we require, a method with quadratic convergence can save us several times  $N^2$  extra line minimizations, since quadratic convergence *doubles* the number of significant figures at each iteration.

The basic idea of our now-modified Powell's method is still to take  $\mathbf{P}_N - \mathbf{P}_0$  as a new direction; it is, after all, the average direction moved after trying all  $N$  possible directions. For a valley whose long direction is twisting slowly, this direction is likely to give us a good run along the new long direction. The change is to discard the old direction along which the function  $f$  made its *largest decrease*. This seems paradoxical, since that direction was the *best* of the previous iteration. However, it is also likely to be a major component of the new direction that we are adding, so dropping it gives us the best chance of avoiding a buildup of linear dependence.

There are a couple of exceptions to this basic idea. Sometimes it is better *not* to add a new direction at all. Define

$$f_0 \equiv f(\mathbf{P}_0) \quad f_N \equiv f(\mathbf{P}_N) \quad f_E \equiv f(2\mathbf{P}_N - \mathbf{P}_0) \quad (10.5.7)$$

Here  $f_E$  is the function value at an "extrapolated" point somewhat further along the proposed new direction. Also define  $\Delta f$  to be the magnitude of the largest decrease along one particular direction of the present basic procedure iteration. ( $\Delta f$  is a positive number.) Then:

1. If  $f_E \geq f_0$ , then keep the old set of directions for the next basic procedure, because the average direction  $\mathbf{P}_N - \mathbf{P}_0$  is all played out.

2. If  $2(f_0 - 2f_N + f_E)[(f_0 - f_N) - \Delta f]^2 \geq (f_0 - f_E)^2 \Delta f$ , then keep the old set of directions for the next basic procedure, because either (i) the decrease along the average direction was not primarily due to any single direction's decrease, or (ii) there is a substantial second derivative along the average direction and we seem to be near to the bottom of its minimum.

The following routine implements Powell's method in the version just described. In the routine,  $\mathbf{x}_i$  is the matrix whose columns are the set of directions  $\mathbf{n}_i$ ; otherwise the correspondence of notation should be self-evident.

```
#include <math.h>
#include "nrutil.h"
#define TINY 1.0e-25           A small number.
#define ITMAX 200             Maximum allowed iterations.

void powell(float p[], float **xi, int n, float ftol, int *iter, float *fret,
            float (*func)(float []))
Minimization of a function func of n variables. Input consists of an initial starting point
p[1..n]; an initial matrix xi[1..n][1..n], whose columns contain the initial set of di-
rections (usually the n unit vectors); and ftol, the fractional tolerance in the function value
such that failure to decrease by more than this amount on one iteration signals doneness. On
output, p is set to the best point found, xi is the then-current direction set, fret is the returned
function value at p, and iter is the number of iterations taken. The routine linmin is used.
{
    void linmin(float p[], float xi[], int n, float *fret,
                float (*func)(float []));
    int i, ibig, j;
    float del, fp, fptt, t, *pt, *ptt, *xit;

    pt=vector(1,n);
    ptt=vector(1,n);
    xit=vector(1,n);
    *fret=(*func)(p);
    for (j=1;j<=n;j++) pt[j]=p[j];           Save the initial point.
    for (*iter=1;+>(*iter)) {
        fp=(*fret);
        ibig=0;
```



normally be a significant addition to the overall computational burden, but we cannot disguise its inelegance.

```
#include "nrutil.h"
#define TOL 2.0e-4          Tolerance passed to brent.

int ncom;                  Global variables communicate with f1dim.
float *pcom,*xicom,(*nrfunc)(float []);

void linmin(float p[], float xi[], int n, float *fret, float (*func)(float []))
Given an n-dimensional point p[1..n] and an n-dimensional direction xi[1..n], moves and
resets p to where the function func(p) takes on a minimum along the direction xi from p,
and replaces xi by the actual vector displacement that p was moved. Also returns as fret
the value of func at the returned location p. This is actually all accomplished by calling the
routines mbrak and brent.
{
    float brent(float ax, float bx, float cx,
                float (*f)(float), float tol, float *xmin);
    float f1dim(float x);
    void mbrak(float *ax, float *bx, float *cx, float *fa, float *fb,
               float *fc, float (*func)(float));
    int j;
    float xx,xmin,fx,fb,fa,bx,ax;

    ncom=n;                Define the global variables.
    pcom=vector(1,n);
    xicom=vector(1,n);
    nrfunc=func;
    for (j=1;j<=n;j++) {
        pcom[j]=p[j];
        xicom[j]=xi[j];
    }
    ax=0.0;                Initial guess for brackets.
    xx=1.0;
    mbrak(&ax,&xx,&bx,&fa,&fx,&fb,f1dim);
    *fret=brent(ax,xx,bx,f1dim,TOL,&xmin);
    for (j=1;j<=n;j++) {   Construct the vector results to return.
        xi[j] *= xmin;
        p[j] += xi[j];
    }
    free_vector(xicom,1,n);
    free_vector(pcom,1,n);
}

#include "nrutil.h"

extern int ncom;           Defined in linmin.
extern float *pcom,*xicom,(*nrfunc)(float []);

float f1dim(float x)
Must accompany linmin.
{
    int j;
    float f,*xt;

    xt=vector(1,ncom);
    for (j=1;j<=ncom;j++) xt[j]=pcom[j]+x*xicom[j];
    f=(*nrfunc)(xt);
    free_vector(xt,1,ncom);
    return f;
}
```

Sample page from NUMERICAL RECIPES IN C: THE ART OF SCIENTIFIC COMPUTING (ISBN 0-521-43108-5)  
 Copyright (C) 1988-1992 by Cambridge University Press. Programs Copyright (C) 1988-1992 by Numerical Recipes Software.  
 Permission is granted for internet users to make one paper copy for their own personal use. Further reproduction, or any copying of machine-  
 readable files (including this one), to any server computer, is strictly prohibited. To order Numerical Recipes books or CDROMs, visit website  
<http://www.nr.com> or call 1-800-872-7423 (North America only), or send email to [directcustserv@cambridge.org](mailto:directcustserv@cambridge.org) (outside North America).



## CITED REFERENCES AND FURTHER READING:

- Brent, R.P. 1973, *Algorithms for Minimization without Derivatives* (Englewood Cliffs, NJ: Prentice-Hall), Chapter 7. [1]
- Acton, F.S. 1970, *Numerical Methods That Work*; 1990, corrected edition (Washington: Mathematical Association of America), pp. 464–467. [2]
- Jacobs, D.A.H. (ed.) 1977, *The State of the Art in Numerical Analysis* (London: Academic Press), pp. 259–262.

## 10.6 Conjugate Gradient Methods in Multidimensions

We consider now the case where you are able to calculate, at a given  $N$ -dimensional point  $\mathbf{P}$ , not just the value of a function  $f(\mathbf{P})$  but also the gradient (vector of first partial derivatives)  $\nabla f(\mathbf{P})$ .

A rough counting argument will show how advantageous it is to use the gradient information: Suppose that the function  $f$  is roughly approximated as a quadratic form, as above in equation (10.5.1),

$$f(\mathbf{x}) \approx c - \mathbf{b} \cdot \mathbf{x} + \frac{1}{2} \mathbf{x} \cdot \mathbf{A} \cdot \mathbf{x} \quad (10.6.1)$$

Then the number of unknown parameters in  $f$  is equal to the number of free parameters in  $\mathbf{A}$  and  $\mathbf{b}$ , which is  $\frac{1}{2}N(N+1)$ , which we see to be of order  $N^2$ . Changing any one of these parameters can move the location of the minimum. Therefore, we should not expect to be able to *find* the minimum until we have collected an equivalent information content, of order  $N^2$  numbers.

In the direction set methods of §10.5, we collected the necessary information by making on the order of  $N^2$  separate line minimizations, each requiring “a few” (but sometimes a *big* few!) function evaluations. Now, each evaluation of the gradient will bring us  $N$  new components of information. If we use them wisely, we should need to make only of order  $N$  separate line minimizations. That is in fact the case for the algorithms in this section and the next.

A factor of  $N$  improvement in computational speed is not necessarily implied. As a rough estimate, we might imagine that the calculation of *each component* of the gradient takes about as long as evaluating the function itself. In that case there will be of order  $N^2$  equivalent function evaluations both with and without gradient information. Even if the advantage is not of order  $N$ , however, it is nevertheless quite substantial: (i) Each calculated component of the gradient will typically save not just one function evaluation, but a number of them, equivalent to, say, a whole line minimization. (ii) There is often a high degree of redundancy in the formulas for the various components of a function’s gradient; when this is so, especially when there is also redundancy with the calculation of the function, then the calculation of the gradient may cost significantly less than  $N$  function evaluations.

## CITED REFERENCES AND FURTHER READING:

- Brent, R.P. 1973, *Algorithms for Minimization without Derivatives* (Englewood Cliffs, NJ: Prentice-Hall), Chapter 7. [1]
- Acton, F.S. 1970, *Numerical Methods That Work*; 1990, corrected edition (Washington: Mathematical Association of America), pp. 464–467. [2]
- Jacobs, D.A.H. (ed.) 1977, *The State of the Art in Numerical Analysis* (London: Academic Press), pp. 259–262.

## 10.6 Conjugate Gradient Methods in Multidimensions

We consider now the case where you are able to calculate, at a given  $N$ -dimensional point  $\mathbf{P}$ , not just the value of a function  $f(\mathbf{P})$  but also the gradient (vector of first partial derivatives)  $\nabla f(\mathbf{P})$ .

A rough counting argument will show how advantageous it is to use the gradient information: Suppose that the function  $f$  is roughly approximated as a quadratic form, as above in equation (10.5.1),

$$f(\mathbf{x}) \approx c - \mathbf{b} \cdot \mathbf{x} + \frac{1}{2} \mathbf{x} \cdot \mathbf{A} \cdot \mathbf{x} \quad (10.6.1)$$

Then the number of unknown parameters in  $f$  is equal to the number of free parameters in  $\mathbf{A}$  and  $\mathbf{b}$ , which is  $\frac{1}{2}N(N+1)$ , which we see to be of order  $N^2$ . Changing any one of these parameters can move the location of the minimum. Therefore, we should not expect to be able to *find* the minimum until we have collected an equivalent information content, of order  $N^2$  numbers.

In the direction set methods of §10.5, we collected the necessary information by making on the order of  $N^2$  separate line minimizations, each requiring “a few” (but sometimes a *big* few!) function evaluations. Now, each evaluation of the gradient will bring us  $N$  new components of information. If we use them wisely, we should need to make only of order  $N$  separate line minimizations. That is in fact the case for the algorithms in this section and the next.

A factor of  $N$  improvement in computational speed is not necessarily implied. As a rough estimate, we might imagine that the calculation of *each component* of the gradient takes about as long as evaluating the function itself. In that case there will be of order  $N^2$  equivalent function evaluations both with and without gradient information. Even if the advantage is not of order  $N$ , however, it is nevertheless quite substantial: (i) Each calculated component of the gradient will typically save not just one function evaluation, but a number of them, equivalent to, say, a whole line minimization. (ii) There is often a high degree of redundancy in the formulas for the various components of a function’s gradient; when this is so, especially when there is also redundancy with the calculation of the function, then the calculation of the gradient may cost significantly less than  $N$  function evaluations.

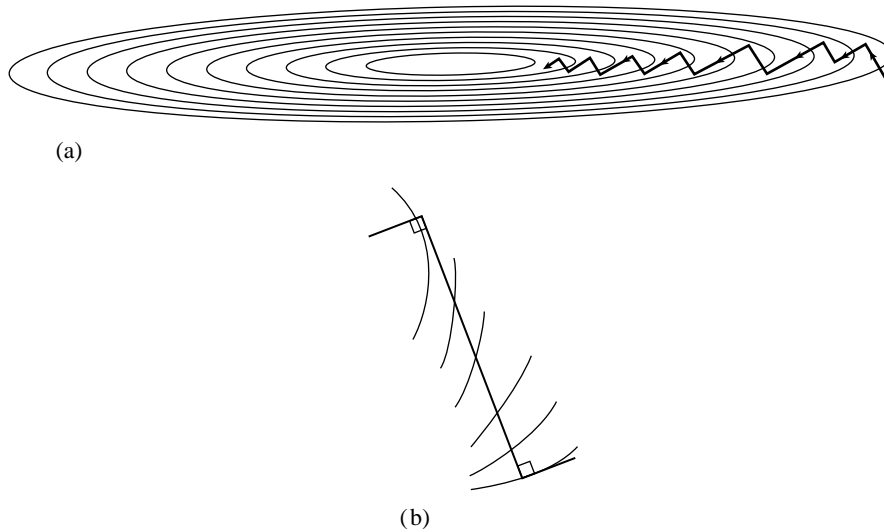


Figure 10.6.1. (a) Steepest descent method in a long, narrow “valley.” While more efficient than the strategy of Figure 10.5.1, steepest descent is nonetheless an inefficient strategy, taking many steps to reach the valley floor. (b) Magnified view of one step: A step starts off in the local gradient direction, perpendicular to the contour lines, and traverses a straight line until a local minimum is reached, where the traverse is parallel to the local contour lines.

A common beginner’s error is to assume that any reasonable way of incorporating gradient information should be about as good as any other. This line of thought leads to the following *not very good* algorithm, the *steepest descent method*:

Steepest Descent: Start at a point  $\mathbf{P}_0$ . As many times as needed, move from point  $\mathbf{P}_i$  to the point  $\mathbf{P}_{i+1}$  by minimizing along the line from  $\mathbf{P}_i$  in the direction of the local downhill gradient  $-\nabla f(\mathbf{P}_i)$ .

The problem with the steepest descent method (which, incidentally, goes back to Cauchy), is similar to the problem that was shown in Figure 10.5.1. The method will perform many small steps in going down a long, narrow valley, even if the valley is a perfect quadratic form. You might have hoped that, say in two dimensions, your first step would take you to the valley floor, the second step directly down the long axis; but remember that the new gradient at the minimum point of any line minimization is perpendicular to the direction just traversed. Therefore, with the steepest descent method, you *must* make a right angle turn, which does *not*, in general, take you to the minimum. (See Figure 10.6.1.)

Just as in the discussion that led up to equation (10.5.5), we really want a way of proceeding not down the new gradient, but rather in a direction that is somehow constructed to be *conjugate* to the old gradient, and, insofar as possible, to all previous directions traversed. Methods that accomplish this construction are called *conjugate gradient* methods.

In §2.7 we discussed the conjugate gradient method as a technique for solving linear algebraic equations by minimizing a quadratic form. That formalism can also be applied to the problem of minimizing a function *approximated* by the quadratic

form (10.6.1). Recall that, starting with an arbitrary initial vector  $\mathbf{g}_0$  and letting  $\mathbf{h}_0 = \mathbf{g}_0$ , the conjugate gradient method constructs two sequences of vectors from the recurrence

$$\mathbf{g}_{i+1} = \mathbf{g}_i - \lambda_i \mathbf{A} \cdot \mathbf{h}_i \quad \mathbf{h}_{i+1} = \mathbf{g}_{i+1} + \gamma_i \mathbf{h}_i \quad i = 0, 1, 2, \dots \quad (10.6.2)$$

The vectors satisfy the orthogonality and conjugacy conditions

$$\mathbf{g}_i \cdot \mathbf{g}_j = 0 \quad \mathbf{h}_i \cdot \mathbf{A} \cdot \mathbf{h}_j = 0 \quad \mathbf{g}_i \cdot \mathbf{h}_j = 0 \quad j < i \quad (10.6.3)$$

The scalars  $\lambda_i$  and  $\gamma_i$  are given by

$$\lambda_i = \frac{\mathbf{g}_i \cdot \mathbf{g}_i}{\mathbf{h}_i \cdot \mathbf{A} \cdot \mathbf{h}_i} = \frac{\mathbf{g}_i \cdot \mathbf{h}_i}{\mathbf{h}_i \cdot \mathbf{A} \cdot \mathbf{h}_i} \quad (10.6.4)$$

$$\gamma_i = \frac{\mathbf{g}_{i+1} \cdot \mathbf{g}_{i+1}}{\mathbf{g}_i \cdot \mathbf{g}_i} \quad (10.6.5)$$

Equations (10.6.2)–(10.6.5) are simply equations (2.7.32)–(2.7.35) for a symmetric  $\mathbf{A}$  in a new notation. (A self-contained derivation of these results in the context of function minimization is given by Polak [1].)

Now suppose that we knew the Hessian matrix  $\mathbf{A}$  in equation (10.6.1). Then we could use the construction (10.6.2) to find successively conjugate directions  $\mathbf{h}_i$  along which to line-minimize. After  $N$  such, we would efficiently have arrived at the minimum of the quadratic form. But we don't know  $\mathbf{A}$ .

Here is a remarkable theorem to save the day: Suppose we happen to have  $\mathbf{g}_i = -\nabla f(\mathbf{P}_i)$ , for some point  $\mathbf{P}_i$ , where  $f$  is of the form (10.6.1). Suppose that we proceed from  $\mathbf{P}_i$  along the direction  $\mathbf{h}_i$  to the local minimum of  $f$  located at some point  $\mathbf{P}_{i+1}$  and then set  $\mathbf{g}_{i+1} = -\nabla f(\mathbf{P}_{i+1})$ . Then, this  $\mathbf{g}_{i+1}$  is the same vector as would have been constructed by equation (10.6.2). (And we have constructed it without knowledge of  $\mathbf{A}$ !)

Proof: By equation (10.5.3),  $\mathbf{g}_i = -\mathbf{A} \cdot \mathbf{P}_i + \mathbf{b}$ , and

$$\mathbf{g}_{i+1} = -\mathbf{A} \cdot (\mathbf{P}_i + \lambda \mathbf{h}_i) + \mathbf{b} = \mathbf{g}_i - \lambda \mathbf{A} \cdot \mathbf{h}_i \quad (10.6.6)$$

with  $\lambda$  chosen to take us to the line minimum. But at the line minimum  $\mathbf{h}_i \cdot \nabla f = -\mathbf{h}_i \cdot \mathbf{g}_{i+1} = 0$ . This latter condition is easily combined with (10.6.6) to solve for  $\lambda$ . The result is exactly the expression (10.6.4). But with this value of  $\lambda$ , (10.6.6) is the same as (10.6.2), q.e.d.

We have, then, the basis of an algorithm that requires neither knowledge of the Hessian matrix  $\mathbf{A}$ , nor even the storage necessary to store such a matrix. A sequence of directions  $\mathbf{h}_i$  is constructed, using only line minimizations, evaluations of the gradient vector, and an auxiliary vector to store the latest in the sequence of  $\mathbf{g}$ 's.

The algorithm described so far is the original Fletcher-Reeves version of the conjugate gradient algorithm. Later, Polak and Ribiere introduced one tiny, but sometimes significant, change. They proposed using the form

$$\gamma_i = \frac{(\mathbf{g}_{i+1} - \mathbf{g}_i) \cdot \mathbf{g}_{i+1}}{\mathbf{g}_i \cdot \mathbf{g}_i} \quad (10.6.7)$$

instead of equation (10.6.5). “Wait,” you say, “aren’t they equal by the orthogonality conditions (10.6.3)?” They are equal for exact quadratic forms. In the real world, however, your function is not exactly a quadratic form. Arriving at the supposed minimum of the quadratic form, you may still need to proceed for another set of iterations. There is some evidence [2] that the Polak-Ribiere formula accomplishes the transition to further iterations more gracefully: When it runs out of steam, it tends to reset  $\mathbf{h}$  to be down the local gradient, which is equivalent to beginning the conjugate-gradient procedure anew.

The following routine implements the Polak-Ribiere variant, which we recommend; but changing one program line, as shown, will give you Fletcher-Reeves. The routine presumes the existence of a function `func(p)`, where `p[1..n]` is a vector of length `n`, and also presumes the existence of a function `dfunc(p,df)` that sets the vector gradient `df[1..n]` evaluated at the input point `p`.

The routine calls `linmin` to do the line minimizations. As already discussed, you may wish to use a modified version of `linmin` that uses `dbrent` instead of `brent`, i.e., that uses the gradient in doing the line minimizations. See note below.

```
#include <math.h>
#include "nrutil.h"
#define ITMAX 200
#define EPS 1.0e-10
Here ITMAX is the maximum allowed number of iterations, while EPS is a small number to
rectify the special case of converging to exactly zero function value.
#define FREEALL free_vector(xi,1,n);free_vector(h,1,n);free_vector(g,1,n);

void frprmm(float p[], int n, float ftol, int *iter, float *fret,
float (*func)(float []), void (*dfunc)(float [], float []))
Given a starting point p[1..n], Fletcher-Reeves-Polak-Ribiere minimization is performed on a
function func, using its gradient as calculated by a routine dfunc. The convergence tolerance
on the function value is input as ftol. Returned quantities are p (the location of the minimum),
iter (the number of iterations that were performed), and fret (the minimum value of the
function). The routine linmin is called to perform line minimizations.
{
void linmin(float p[], float xi[], int n, float *fret,
float (*func)(float []));
int j,its;
float gg,gam,fp,dgg;
float *g,*h,*xi;

g=vector(1,n);
h=vector(1,n);
xi=vector(1,n);
fp=(*func)(p);
(*dfunc)(p,xi);
Initializations.
for (j=1;j<=n;j++) {
g[j] = -xi[j];
xi[j]=h[j]=g[j];
}
for (its=1;its<=ITMAX;its++) {
*iter=its;
linmin(p,xi,n,fret,func);
Next statement is the normal return:
if (2.0*fabs(*fret-fp) <= ftol*(fabs(*fret)+fabs(fp)+EPS)) {
FREEALL
return;
}
fp= *fret;
(*dfunc)(p,xi);
dgg=gg=0.0;
for (j=1;j<=n;j++) {
```

```

    gg += g[j]*g[j];
/*    dgg += xi[j]*xi[j];    */    This statement for Fletcher-Reeves.
    dgg += (xi[j]+g[j])*xi[j];    This statement for Polak-Ribiere.
}
if (gg == 0.0) {                Unlikely. If gradient is exactly zero then
    FREEALL                    we are already done.
    return;
}
gam=dgg/gg;
for (j=1;j<=n;j++) {
    g[j] = -xi[j];
    xi[j]=h[j]=g[j]+gam*h[j];
}
}
nrerror("Too many iterations in frprmn");
}

```

### Note on Line Minimization Using Derivatives

Kindly reread the last part of §10.5. We here want to do the same thing, but using derivative information in performing the line minimization.

The modified version of `linmin`, called `dlinmin`, and its required companion routine `df1dim` follow:

```

#include "nrutil.h"
#define TOL 2.0e-4                Tolerance passed to dbrent.

int ncom;                        Global variables communicate with df1dim.
float *pcom,*xicom,(*nrfunc)(float []);
void (*nrdfun)(float [], float []);

void dlinmin(float p[], float xi[], int n, float *fret, float (*func)(float []),
             void (*dfunc)(float [], float []))
Given an n-dimensional point p[1..n] and an n-dimensional direction xi[1..n], moves and
resets p to where the function func(p) takes on a minimum along the direction xi from p,
and replaces xi by the actual vector displacement that p was moved. Also returns as fret
the value of func at the returned location p. This is actually all accomplished by calling the
routines mnbrak and dbrent.
{
    float dbrent(float ax, float bx, float cx,
                 float (*f)(float), float (*df)(float), float tol, float *xmin);
    float f1dim(float x);
    float df1dim(float x);
    void mnbrak(float *ax, float *bx, float *cx, float *fa, float *fb,
               float *fc, float (*func)(float));
    int j;
    float xx,xmin,fx,fb,fa,bx,ax;

    ncom=n;                        Define the global variables.
    pcom=vector(1,n);
    xicom=vector(1,n);
    nrfunc=func;
    nrdfun=dfunc;
    for (j=1;j<=n;j++) {
        pcom[j]=p[j];
        xicom[j]=xi[j];
    }
    ax=0.0;                        Initial guess for brackets.
    xx=1.0;
    mnbrak(&ax,&xx,&bx,&fa,&fx,&fb,f1dim);
}

```

Sample page from NUMERICAL RECIPES IN C: THE ART OF SCIENTIFIC COMPUTING (ISBN 0-521-43108-5)  
 Copyright (C) 1988-1992 by Cambridge University Press. Programs Copyright (C) 1988-1992 by Numerical Recipes Software.  
 Permission is granted for internet users to make one paper copy for their own personal use. Further reproduction, or any copying of machine-  
 readable files (including this one), to any server computer, is strictly prohibited. To order Numerical Recipes books or CDROMs, visit website  
<http://www.nr.com> or call 1-800-872-7423 (North America only), or send email to [directcustserv@cambridge.org](mailto:directcustserv@cambridge.org) (outside North America).

```

*fret=dbrent(ax,xx,bx,f1dim,df1dim,TOL,&xmin);
for (j=1;j<=n;j++) {          Construct the vector results to return.
    xi[j] *= xmin;
    p[j] += xi[j];
}
free_vector(xicom,1,n);
free_vector(pcom,1,n);
}

#include "nrutil.h"

extern int ncom;                Defined in dlinmin.
extern float *pcom,*xicom,(*nrfunc)(float []);
extern void (*nrdfun)(float [], float []);

float df1dim(float x)
{
    int j;
    float df1=0.0;
    float *xt,*df;

    xt=vector(1,ncom);
    df=vector(1,ncom);
    for (j=1;j<=ncom;j++) xt[j]=pcom[j]+x*xicom[j];
    (*nrdfun)(xt,df);
    for (j=1;j<=ncom;j++) df1 += df[j]*xicom[j];
    free_vector(df,1,ncom);
    free_vector(xt,1,ncom);
    return df1;
}

```

## CITED REFERENCES AND FURTHER READING:

- Polak, E. 1971, *Computational Methods in Optimization* (New York: Academic Press), §2.3. [1]  
 Jacobs, D.A.H. (ed.) 1977, *The State of the Art in Numerical Analysis* (London: Academic Press),  
 Chapter III.1.7 (by K.W. Brodli). [2]  
 Stoer, J., and Bulirsch, R. 1980, *Introduction to Numerical Analysis* (New York: Springer-Verlag),  
 §8.7.

## 10.7 Variable Metric Methods in Multidimensions

The goal of *variable metric* methods, which are sometimes called *quasi-Newton* methods, is not different from the goal of conjugate gradient methods: to accumulate information from successive line minimizations so that  $N$  such line minimizations lead to the exact minimum of a quadratic form in  $N$  dimensions. In that case, the method will also be quadratically convergent for more general smooth functions.

Both variable metric and conjugate gradient methods require that you are able to compute your function's gradient, or first partial derivatives, at arbitrary points. The variable metric approach differs from the conjugate gradient in the way that it stores

```

*fret=dbrent(ax,xx,bx,f1dim,df1dim,TOL,&xmin);
for (j=1;j<=n;j++) {          Construct the vector results to return.
    xi[j] *= xmin;
    p[j] += xi[j];
}
free_vector(xicom,1,n);
free_vector(pcom,1,n);
}

#include "nrutil.h"

extern int ncom;                Defined in dlinmin.
extern float *pcom,*xicom,(*nrfunc)(float []);
extern void (*nrdfun)(float [], float []);

float df1dim(float x)
{
    int j;
    float df1=0.0;
    float *xt,*df;

    xt=vector(1,ncom);
    df=vector(1,ncom);
    for (j=1;j<=ncom;j++) xt[j]=pcom[j]+x*xicom[j];
    (*nrdfun)(xt,df);
    for (j=1;j<=ncom;j++) df1 += df[j]*xicom[j];
    free_vector(df,1,ncom);
    free_vector(xt,1,ncom);
    return df1;
}

```

## CITED REFERENCES AND FURTHER READING:

- Polak, E. 1971, *Computational Methods in Optimization* (New York: Academic Press), §2.3. [1]  
 Jacobs, D.A.H. (ed.) 1977, *The State of the Art in Numerical Analysis* (London: Academic Press),  
 Chapter III.1.7 (by K.W. Brodlië). [2]  
 Stoer, J., and Bulirsch, R. 1980, *Introduction to Numerical Analysis* (New York: Springer-Verlag),  
 §8.7.

## 10.7 Variable Metric Methods in Multidimensions

The goal of *variable metric* methods, which are sometimes called *quasi-Newton* methods, is not different from the goal of conjugate gradient methods: to accumulate information from successive line minimizations so that  $N$  such line minimizations lead to the exact minimum of a quadratic form in  $N$  dimensions. In that case, the method will also be quadratically convergent for more general smooth functions.

Both variable metric and conjugate gradient methods require that you are able to compute your function's gradient, or first partial derivatives, at arbitrary points. The variable metric approach differs from the conjugate gradient in the way that it stores



and updates the information that is accumulated. Instead of requiring intermediate storage on the order of  $N$ , the number of dimensions, it requires a matrix of size  $N \times N$ . Generally, for any moderate  $N$ , this is an entirely trivial disadvantage.

On the other hand, there is not, as far as we know, any overwhelming advantage that the variable metric methods hold over the conjugate gradient techniques, except perhaps a historical one. Developed somewhat earlier, and more widely propagated, the variable metric methods have by now developed a wider constituency of satisfied users. Likewise, some fancier implementations of variable metric methods (going beyond the scope of this book, see below) have been developed to a greater level of sophistication on issues like the minimization of roundoff error, handling of special conditions, and so on. We tend to use variable metric rather than conjugate gradient, but we have no reason to urge this habit on you.

Variable metric methods come in two main flavors. One is the *Davidon-Fletcher-Powell (DFP)* algorithm (sometimes referred to as simply *Fletcher-Powell*). The other goes by the name *Broyden-Fletcher-Goldfarb-Shanno (BFGS)*. The BFGS and DFP schemes differ only in details of their roundoff error, convergence tolerances, and similar “dirty” issues which are outside of our scope [1,2]. However, it has become generally recognized that, empirically, the BFGS scheme is superior in these details. We will implement BFGS in this section.

As before, we imagine that our arbitrary function  $f(\mathbf{x})$  can be locally approximated by the quadratic form of equation (10.6.1). We don’t, however, have any information about the values of the quadratic form’s parameters  $\mathbf{A}$  and  $\mathbf{b}$ , except insofar as we can glean such information from our function evaluations and line minimizations.

The basic idea of the variable metric method is to build up, iteratively, a good approximation to the inverse Hessian matrix  $\mathbf{A}^{-1}$ , that is, to construct a sequence of matrices  $\mathbf{H}_i$  with the property,

$$\lim_{i \rightarrow \infty} \mathbf{H}_i = \mathbf{A}^{-1} \quad (10.7.1)$$

Even better if the limit is achieved after  $N$  iterations instead of  $\infty$ .

The reason that variable metric methods are sometimes called quasi-Newton methods can now be explained. Consider finding a minimum by using Newton’s method to search for a zero of the gradient of the function. Near the current point  $\mathbf{x}_i$ , we have to second order

$$f(\mathbf{x}) = f(\mathbf{x}_i) + (\mathbf{x} - \mathbf{x}_i) \cdot \nabla f(\mathbf{x}_i) + \frac{1}{2}(\mathbf{x} - \mathbf{x}_i) \cdot \mathbf{A} \cdot (\mathbf{x} - \mathbf{x}_i) \quad (10.7.2)$$

so

$$\nabla f(\mathbf{x}) = \nabla f(\mathbf{x}_i) + \mathbf{A} \cdot (\mathbf{x} - \mathbf{x}_i) \quad (10.7.3)$$

In Newton’s method we set  $\nabla f(\mathbf{x}) = 0$  to determine the next iteration point:

$$\mathbf{x} - \mathbf{x}_i = -\mathbf{A}^{-1} \cdot \nabla f(\mathbf{x}_i) \quad (10.7.4)$$

The left-hand side is the finite step we need take to get to the exact minimum; the right-hand side is known once we have accumulated an accurate  $\mathbf{H} \approx \mathbf{A}^{-1}$ .

The “quasi” in quasi-Newton is because we don’t use the actual Hessian matrix of  $f$ , but instead use our current approximation of it. This is often *better* than

using the true Hessian. We can understand this paradoxical result by considering the *descent directions* of  $f$  at  $\mathbf{x}_i$ . These are the directions  $\mathbf{p}$  along which  $f$  decreases:  $\nabla f \cdot \mathbf{p} < 0$ . For the Newton direction (10.7.4) to be a descent direction, we must have

$$\nabla f(\mathbf{x}_i) \cdot (\mathbf{x} - \mathbf{x}_i) = -(\mathbf{x} - \mathbf{x}_i) \cdot \mathbf{A} \cdot (\mathbf{x} - \mathbf{x}_i) < 0 \quad (10.7.5)$$

which is true if  $\mathbf{A}$  is positive definite. In general, far from a minimum, we have no guarantee that the Hessian is positive definite. Taking the actual Newton step with the real Hessian can move us to points where the function is *increasing* in value. The idea behind quasi-Newton methods is to start with a positive definite, symmetric approximation to  $\mathbf{A}$  (usually the unit matrix) and build up the approximating  $\mathbf{H}_i$ 's in such a way that the matrix  $\mathbf{H}_i$  remains positive definite and symmetric. Far from the minimum, this guarantees that we always move in a downhill direction. Close to the minimum, the updating formula approaches the true Hessian and we enjoy the quadratic convergence of Newton's method.

When we are not close enough to the minimum, taking the full Newton step  $\mathbf{p}$  even with a positive definite  $\mathbf{A}$  need not decrease the function; we may move too far for the quadratic approximation to be valid. All we are guaranteed is that *initially*  $f$  decreases as we move in the Newton direction. Once again we can use the backtracking strategy described in §9.7 to choose a step along the *direction* of the Newton step  $\mathbf{p}$ , but not necessarily all the way.

We won't rigorously derive the DFP algorithm for taking  $\mathbf{H}_i$  into  $\mathbf{H}_{i+1}$ ; you can consult [3] for clear derivations. Following Brodlie (in [2]), we will give the following heuristic motivation of the procedure.

Subtracting equation (10.7.4) at  $\mathbf{x}_{i+1}$  from that same equation at  $\mathbf{x}_i$  gives

$$\mathbf{x}_{i+1} - \mathbf{x}_i = \mathbf{A}^{-1} \cdot (\nabla f_{i+1} - \nabla f_i) \quad (10.7.6)$$

where  $\nabla f_j \equiv \nabla f(\mathbf{x}_j)$ . Having made the step from  $\mathbf{x}_i$  to  $\mathbf{x}_{i+1}$ , we might reasonably want to require that the new approximation  $\mathbf{H}_{i+1}$  satisfy (10.7.6) as if it were actually  $\mathbf{A}^{-1}$ , that is,

$$\mathbf{x}_{i+1} - \mathbf{x}_i = \mathbf{H}_{i+1} \cdot (\nabla f_{i+1} - \nabla f_i) \quad (10.7.7)$$

We might also imagine that the updating formula should be of the form  $\mathbf{H}_{i+1} = \mathbf{H}_i + \text{correction}$ .

What "objects" are around out of which to construct a correction term? Most notable are the two vectors  $\mathbf{x}_{i+1} - \mathbf{x}_i$  and  $\nabla f_{i+1} - \nabla f_i$ ; and there is also  $\mathbf{H}_i$ . There are not infinitely many natural ways of making a matrix out of these objects, especially if (10.7.7) must hold! One such way, the *DFP updating formula*, is

$$\begin{aligned} \mathbf{H}_{i+1} = \mathbf{H}_i + & \frac{(\mathbf{x}_{i+1} - \mathbf{x}_i) \otimes (\mathbf{x}_{i+1} - \mathbf{x}_i)}{(\mathbf{x}_{i+1} - \mathbf{x}_i) \cdot (\nabla f_{i+1} - \nabla f_i)} \\ & - \frac{[\mathbf{H}_i \cdot (\nabla f_{i+1} - \nabla f_i)] \otimes [\mathbf{H}_i \cdot (\nabla f_{i+1} - \nabla f_i)]}{(\nabla f_{i+1} - \nabla f_i) \cdot \mathbf{H}_i \cdot (\nabla f_{i+1} - \nabla f_i)} \end{aligned} \quad (10.7.8)$$

where  $\otimes$  denotes the "outer" or "direct" product of two vectors, a matrix: The  $ij$  component of  $\mathbf{u} \otimes \mathbf{v}$  is  $u_i v_j$ . (You might want to verify that 10.7.8 does satisfy 10.7.7.)

The *BFGS updating formula* is exactly the same, but with one additional term,

$$\dots + [(\nabla f_{i+1} - \nabla f_i) \cdot \mathbf{H}_i \cdot (\nabla f_{i+1} - \nabla f_i)] \mathbf{u} \otimes \mathbf{u} \quad (10.7.9)$$

where  $\mathbf{u}$  is defined as the vector

$$\mathbf{u} \equiv \frac{(\mathbf{x}_{i+1} - \mathbf{x}_i)}{(\mathbf{x}_{i+1} - \mathbf{x}_i) \cdot (\nabla f_{i+1} - \nabla f_i) - \frac{\mathbf{H}_i \cdot (\nabla f_{i+1} - \nabla f_i)}{(\nabla f_{i+1} - \nabla f_i) \cdot \mathbf{H}_i \cdot (\nabla f_{i+1} - \nabla f_i)}} \quad (10.7.10)$$

(You might also verify that this satisfies 10.7.7.)

You will have to take on faith — or else consult [3] for details of — the “deep” result that equation (10.7.8), with or without (10.7.9), does in fact converge to  $\mathbf{A}^{-1}$  in  $N$  steps, if  $f$  is a quadratic form.

Here now is the routine `dfpmin` that implements the quasi-Newton method, and uses `lnsrch` from §9.7. As mentioned at the end of `newt` in §9.7, this algorithm can fail if your variables are badly scaled.

```
#include <math.h>
#include "nrutil.h"
#define ITMAX 200           Maximum allowed number of iterations.
#define EPS 3.0e-8         Machine precision.
#define TOLX (4*EPS)       Convergence criterion on  $x$  values.
#define STPMX 100.0        Scaled maximum step length allowed in
                           line searches.

#define FREEALL free_vector(xi,1,n);free_vector(pnew,1,n); \
free_matrix(hessin,1,n,1,n);free_vector(hdg,1,n);free_vector(g,1,n); \
free_vector(dg,1,n);

void dfpmin(float p[], int n, float gtol, int *iter, float *fret,
float(*func)(float []), void (*dfunc)(float [], float []))
Given a starting point p[1..n] that is a vector of length n, the Broyden-Fletcher-Goldfarb-Shanno variant of Davidon-Fletcher-Powell minimization is performed on a function func, using its gradient as calculated by a routine dfunc. The convergence requirement on zeroing the gradient is input as gtol. Returned quantities are p[1..n] (the location of the minimum), iter (the number of iterations that were performed), and fret (the minimum value of the function). The routine lnsrch is called to perform approximate line minimizations.
{
    void lnsrch(int n, float xold[], float fold, float g[], float p[], float x[],
float *f, float stpmax, int *check, float (*func)(float []));
    int check,i,its,j;
    float den,fac,fad,fae,fp,stpmax,sum=0.0,sumdg,sumxi,temp,test;
    float *dg,*g,*hdg,**hessin,*pnew,*xi;

    dg=vector(1,n);
    g=vector(1,n);
    hdg=vector(1,n);
    hessin=matrix(1,n,1,n);
    pnew=vector(1,n);
    xi=vector(1,n);
    fp=(*func)(p);
    (*dfunc)(p,g);
    for (i=1;i<n;i++) {
        for (j=1;j<n;j++) hessin[i][j]=0.0;
        hessin[i][i]=1.0;
        xi[i] = -g[i];
        sum += p[i]*p[i];
    }
    stpmax=STPMX*FMAX(sqrt(sum),(float)n);
    Calculate starting function value and gradient,
    and initialize the inverse Hessian to the unit matrix.
    Initial line direction.
```

```

for (its=1;its<=ITMAX;its++) {           Main loop over the iterations.
  *iter=its;
  lnsrc(n,p,fp,g,xi,pnew,fret,stpmax,&check,func);
  The new function evaluation occurs in lnsrc; save the function value in fp for the
  next line search. It is usually safe to ignore the value of check.
  fp = *fret;
  for (i=1;i<=n;i++) {
    xi[i]=pnew[i]-p[i];                 Update the line direction,
    p[i]=pnew[i];                       and the current point.
  }
  test=0.0;                             Test for convergence on  $\Delta x$ .
  for (i=1;i<=n;i++) {
    temp=fabs(xi[i])/FMAX(fabs(p[i]),1.0);
    if (temp > test) test=temp;
  }
  if (test < TOLX) {
    FREEALL
    return;
  }
  for (i=1;i<=n;i++) dg[i]=g[i];         Save the old gradient,
  (*dfunc)(p,g);                         and get the new gradient.
  test=0.0;                               Test for convergence on zero gradient.
  den=FMAX(*fret,1.0);
  for (i=1;i<=n;i++) {
    temp=fabs(g[i])*FMAX(fabs(p[i]),1.0)/den;
    if (temp > test) test=temp;
  }
  if (test < gtol) {
    FREEALL
    return;
  }
  for (i=1;i<=n;i++) dg[i]=g[i]-dg[i];   Compute difference of gradients,
  for (i=1;i<=n;i++) {                   and difference times current matrix.
    hdg[i]=0.0;
    for (j=1;j<=n;j++) hdg[i] += hessin[i][j]*dg[j];
  }
  fac=fae=sumdg=sumxi=0.0;               Calculate dot products for the denomi-
  for (i=1;i<=n;i++) {                   nators.
    fac += dg[i]*xi[i];
    fae += dg[i]*hdg[i];
    sumdg += SQR(dg[i]);
    sumxi += SQR(xi[i]);
  }
  if (fac > sqrt(EPS*sumdg*sumxi)) {     Skip update if fac not sufficiently posi-
    fac=1.0/fac;                         tive.
    fad=1.0/fae;
    The vector that makes BFGS different from DFP:
    for (i=1;i<=n;i++) dg[i]=fac*xi[i]-fad*hdg[i];
    for (i=1;i<=n;i++) {                 The BFGS updating formula:
      for (j=i;j<=n;j++) {
        hessin[i][j] += fac*xi[i]*xi[j]
        -fad*hdg[i]*hdg[j]+fae*dg[i]*dg[j];
        hessin[j][i]=hessin[i][j];
      }
    }
  }
  for (i=1;i<=n;i++) {                 Now calculate the next direction to go,
    xi[i]=0.0;
    for (j=1;j<=n;j++) xi[i] -= hessin[i][j]*g[j];
  }
}                                         and go back for another iteration.
nrerror("too many iterations in dfpmin");
FREEALL
}

```

Sample page from NUMERICAL RECIPES IN C: THE ART OF SCIENTIFIC COMPUTING (ISBN 0-521-43108-5)  
 Copyright (C) 1988-1992 by Cambridge University Press. Programs Copyright (C) 1988-1992 by Numerical Recipes Software.  
 Permission is granted for internet users to make one paper copy for their own personal use. Further reproduction, or any copying of machine-  
 readable files (including this one), to any server computer, is strictly prohibited. To order Numerical Recipes books or CDROMs, visit website  
<http://www.nr.com> or call 1-800-872-7423 (North America only), or send email to [directcustserv@cambridge.org](mailto:directcustserv@cambridge.org) (outside North America).

Quasi-Newton methods like `dfpmin` work well with the approximate line minimization done by `lnsrch`. The routines `powell` (§10.5) and `frprmn` (§10.6), however, need more accurate line minimization, which is carried out by the routine `linmin`.

### Advanced Implementations of Variable Metric Methods

Although rare, it can conceivably happen that roundoff errors cause the matrix  $\mathbf{H}_i$  to become nearly singular or non-positive-definite. This can be serious, because the supposed search directions might then not lead downhill, and because nearly singular  $\mathbf{H}_i$ 's tend to give subsequent  $\mathbf{H}_i$ 's that are also nearly singular.

There is a simple fix for this rare problem, the same as was mentioned in §10.4: In case of any doubt, you should *restart* the algorithm at the claimed minimum point, and see if it goes anywhere. Simple, but not very elegant. Modern implementations of variable metric methods deal with the problem in a more sophisticated way.

Instead of building up an approximation to  $\mathbf{A}^{-1}$ , it is possible to build up an approximation of  $\mathbf{A}$  itself. Then, instead of calculating the left-hand side of (10.7.4) directly, one solves the set of linear equations

$$\mathbf{A} \cdot (\mathbf{x} - \mathbf{x}_i) = -\nabla f(\mathbf{x}_i) \quad (10.7.11)$$

At first glance this seems like a bad idea, since solving (10.7.11) is a process of order  $N^3$  — and anyway, how does this help the roundoff problem? The trick is not to store  $\mathbf{A}$  but rather a triangular decomposition of  $\mathbf{A}$ , its *Cholesky decomposition* (cf. §2.9). The updating formula used for the Cholesky decomposition of  $\mathbf{A}$  is of order  $N^2$  and can be arranged to guarantee that the matrix remains positive definite and nonsingular, even in the presence of finite roundoff. This method is due to Gill and Murray [1,2].

#### CITED REFERENCES AND FURTHER READING:

- Dennis, J.E., and Schnabel, R.B. 1983, *Numerical Methods for Unconstrained Optimization and Nonlinear Equations* (Englewood Cliffs, NJ: Prentice-Hall). [1]  
 Jacobs, D.A.H. (ed.) 1977, *The State of the Art in Numerical Analysis* (London: Academic Press), Chapter III.1, §§3–6 (by K. W. Brodlië). [2]  
 Polak, E. 1971, *Computational Methods in Optimization* (New York: Academic Press), pp. 56ff. [3]  
 Acton, F.S. 1970, *Numerical Methods That Work*; 1990, corrected edition (Washington: Mathematical Association of America), pp. 467–468.

## 10.8 Linear Programming and the Simplex Method

The subject of *linear programming*, sometimes called *linear optimization*, concerns itself with the following problem: For  $N$  independent variables  $x_1, \dots, x_N$ , *maximize* the function

$$z = a_{01}x_1 + a_{02}x_2 + \dots + a_{0N}x_N \quad (10.8.1)$$

subject to the primary constraints

$$x_1 \geq 0, \quad x_2 \geq 0, \quad \dots \quad x_N \geq 0 \quad (10.8.2)$$

Sample page from NUMERICAL RECIPES IN C: THE ART OF SCIENTIFIC COMPUTING (ISBN 0-521-43108-5)  
 Copyright (C) 1988-1992 by Cambridge University Press. Programs Copyright (C) 1988-1992 by Numerical Recipes Software.  
 Permission is granted for internet users to make one paper copy for their own personal use. Further reproduction, or any copying of machine-readable files (including this one), to any server computer, is strictly prohibited. To order Numerical Recipes books or CDROMs, visit website <http://www.nr.com> or call 1-800-872-7423 (North America only), or send email to [directcustserv@cambridge.org](mailto:directcustserv@cambridge.org) (outside North America).

Quasi-Newton methods like `dfpmin` work well with the approximate line minimization done by `lnsrch`. The routines `powell` (§10.5) and `frprmn` (§10.6), however, need more accurate line minimization, which is carried out by the routine `linmin`.

### Advanced Implementations of Variable Metric Methods

Although rare, it can conceivably happen that roundoff errors cause the matrix  $\mathbf{H}_i$  to become nearly singular or non-positive-definite. This can be serious, because the supposed search directions might then not lead downhill, and because nearly singular  $\mathbf{H}_i$ 's tend to give subsequent  $\mathbf{H}_i$ 's that are also nearly singular.

There is a simple fix for this rare problem, the same as was mentioned in §10.4: In case of any doubt, you should *restart* the algorithm at the claimed minimum point, and see if it goes anywhere. Simple, but not very elegant. Modern implementations of variable metric methods deal with the problem in a more sophisticated way.

Instead of building up an approximation to  $\mathbf{A}^{-1}$ , it is possible to build up an approximation of  $\mathbf{A}$  itself. Then, instead of calculating the left-hand side of (10.7.4) directly, one solves the set of linear equations

$$\mathbf{A} \cdot (\mathbf{x} - \mathbf{x}_i) = -\nabla f(\mathbf{x}_i) \quad (10.7.11)$$

At first glance this seems like a bad idea, since solving (10.7.11) is a process of order  $N^3$  — and anyway, how does this help the roundoff problem? The trick is not to store  $\mathbf{A}$  but rather a triangular decomposition of  $\mathbf{A}$ , its *Cholesky decomposition* (cf. §2.9). The updating formula used for the Cholesky decomposition of  $\mathbf{A}$  is of order  $N^2$  and can be arranged to guarantee that the matrix remains positive definite and nonsingular, even in the presence of finite roundoff. This method is due to Gill and Murray [1,2].

#### CITED REFERENCES AND FURTHER READING:

- Dennis, J.E., and Schnabel, R.B. 1983, *Numerical Methods for Unconstrained Optimization and Nonlinear Equations* (Englewood Cliffs, NJ: Prentice-Hall). [1]  
 Jacobs, D.A.H. (ed.) 1977, *The State of the Art in Numerical Analysis* (London: Academic Press), Chapter III.1, §§3–6 (by K. W. Brodlië). [2]  
 Polak, E. 1971, *Computational Methods in Optimization* (New York: Academic Press), pp. 56ff. [3]  
 Acton, F.S. 1970, *Numerical Methods That Work*; 1990, corrected edition (Washington: Mathematical Association of America), pp. 467–468.

## 10.8 Linear Programming and the Simplex Method

The subject of *linear programming*, sometimes called *linear optimization*, concerns itself with the following problem: For  $N$  independent variables  $x_1, \dots, x_N$ , *maximize* the function

$$z = a_{01}x_1 + a_{02}x_2 + \dots + a_{0N}x_N \quad (10.8.1)$$

subject to the primary constraints

$$x_1 \geq 0, \quad x_2 \geq 0, \quad \dots \quad x_N \geq 0 \quad (10.8.2)$$

and simultaneously subject to  $M = m_1 + m_2 + m_3$  additional constraints,  $m_1$  of them of the form

$$a_{i1}x_1 + a_{i2}x_2 + \cdots + a_{iN}x_N \leq b_i \quad (b_i \geq 0) \quad i = 1, \dots, m_1 \quad (10.8.3)$$

$m_2$  of them of the form

$$a_{j1}x_1 + a_{j2}x_2 + \cdots + a_{jN}x_N \geq b_j \geq 0 \quad j = m_1 + 1, \dots, m_1 + m_2 \quad (10.8.4)$$

and  $m_3$  of them of the form

$$a_{k1}x_1 + a_{k2}x_2 + \cdots + a_{kN}x_N = b_k \geq 0 \quad (10.8.5)$$

$$k = m_1 + m_2 + 1, \dots, m_1 + m_2 + m_3$$

The various  $a_{ij}$ 's can have either sign, or be zero. The fact that the  $b$ 's must all be nonnegative (as indicated by the final inequality in the above three equations) is a matter of convention only, since you can multiply any contrary inequality by  $-1$ . There is no particular significance in the number of constraints  $M$  being less than, equal to, or greater than the number of unknowns  $N$ .

A set of values  $x_1 \dots x_N$  that satisfies the constraints (10.8.2)–(10.8.5) is called a *feasible vector*. The function that we are trying to maximize is called the *objective function*. The feasible vector that maximizes the objective function is called the *optimal feasible vector*. An optimal feasible vector can fail to exist for two distinct reasons: (i) there are *no* feasible vectors, i.e., the given constraints are incompatible, or (ii) there is no maximum, i.e., there is a direction in  $N$  space where one or more of the variables can be taken to infinity while still satisfying the constraints, giving an unbounded value for the objective function.

As you see, the subject of linear programming is surrounded by notational and terminological thickets. Both of these thorny defenses are lovingly cultivated by a coterie of stern acolytes who have devoted themselves to the field. Actually, the basic ideas of linear programming are quite simple. Avoiding the shrubbery, we want to teach you the basics by means of a couple of specific examples; it should then be quite obvious how to generalize.

Why is linear programming so important? (i) Because “nonnegativity” is the usual constraint on any variable  $x_i$  that represents the tangible amount of some physical commodity, like guns, butter, dollars, units of vitamin E, food calories, kilowatt hours, mass, etc. Hence equation (10.8.2). (ii) Because one is often interested in additive (linear) limitations or bounds imposed by man or nature: minimum nutritional requirement, maximum affordable cost, maximum on available labor or capital, minimum tolerable level of voter approval, etc. Hence equations (10.8.3)–(10.8.5). (iii) Because the function that one wants to optimize may be linear, or else may at least be approximated by a linear function — since that is the problem that linear programming *can* solve. Hence equation (10.8.1). For a short, semipopular survey of linear programming applications, see Bland [1].

Here is a specific example of a problem in linear programming, which has  $N = 4$ ,  $m_1 = 2$ ,  $m_2 = m_3 = 1$ , hence  $M = 4$ :

$$\text{Maximize } z = x_1 + x_2 + 3x_3 - \frac{1}{2}x_4 \quad (10.8.6)$$

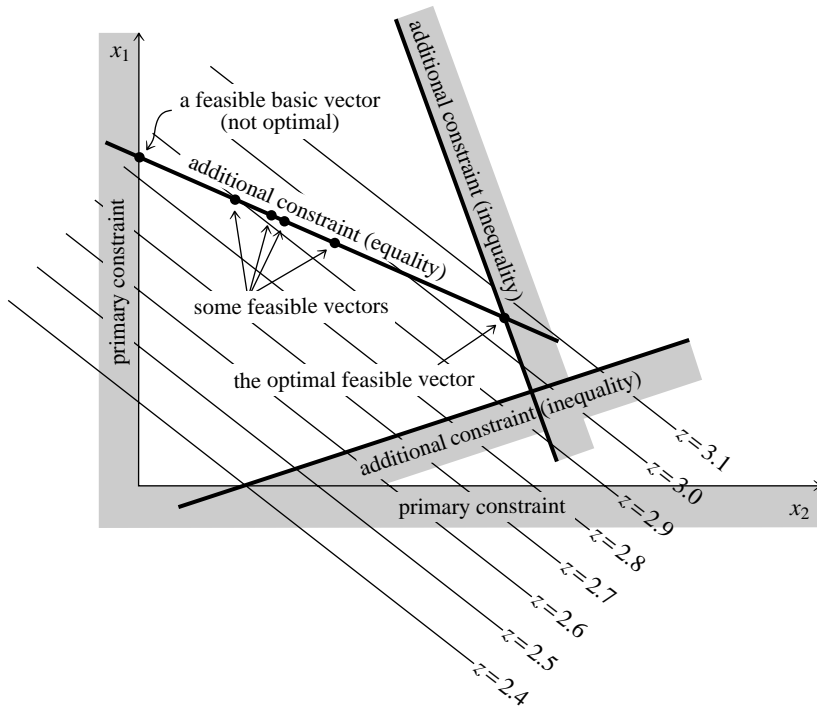


Figure 10.8.1. Basic concepts of linear programming. The case of only two independent variables,  $x_1, x_2$ , is shown. The linear function  $z$ , to be maximized, is represented by its contour lines. Primary constraints require  $x_1$  and  $x_2$  to be positive. Additional constraints may restrict the solution to regions (inequality constraints) or to surfaces of lower dimensionality (equality constraints). Feasible vectors satisfy all constraints. Feasible basic vectors also lie on the boundary of the allowed region. The simplex method steps among feasible basic vectors until the optimal feasible vector is found.

with all the  $x$ 's nonnegative and also with

$$\begin{aligned}
 x_1 + 2x_3 &\leq 740 \\
 2x_2 - 7x_4 &\leq 0 \\
 x_2 - x_3 + 2x_4 &\geq \frac{1}{2} \\
 x_1 + x_2 + x_3 + x_4 &= 9
 \end{aligned}
 \tag{10.8.7}$$

The answer turns out to be (to 2 decimals)  $x_1 = 0, x_2 = 3.33, x_3 = 4.73, x_4 = 0.95$ . In the rest of this section we will learn how this answer is obtained. Figure 10.8.1 summarizes some of the terminology thus far.

### Fundamental Theorem of Linear Optimization

Imagine that we start with a full  $N$ -dimensional space of candidate vectors. Then (in mind's eye, at least) we carve away the regions that are eliminated in turn by each imposed constraint. Since the constraints are linear, every boundary introduced by this process is a plane, or rather hyperplane. Equality constraints of the form (10.8.5)

Sample page from NUMERICAL RECIPES IN C: THE ART OF SCIENTIFIC COMPUTING (ISBN 0-521-43108-5)  
 Copyright (C) 1988-1992 by Cambridge University Press. Programs Copyright (C) 1988-1992 by Numerical Recipes Software.  
 Permission is granted for internet users to make one paper copy for their own personal use. Further reproduction, or any copying of machine-readable files (including this one), to any server computer, is strictly prohibited. To order Numerical Recipes books or CDROMs, visit website <http://www.nr.com> or call 1-800-872-7423 (North America only), or send email to [directcustserv@cambridge.org](mailto:directcustserv@cambridge.org) (outside North America).



force the feasible region onto hyperplanes of smaller dimension, while inequalities simply divide the then-feasible region into allowed and nonallowed pieces.

When all the constraints are imposed, either we are left with some feasible region or else there are no feasible vectors. Since the feasible region is bounded by hyperplanes, it is geometrically a kind of convex polyhedron or simplex (cf. §10.4). If there is a feasible region, can the optimal feasible vector be somewhere in its interior, away from the boundaries? No, because the objective function is linear. This means that it always has a nonzero vector gradient. This, in turn, means that we could always increase the objective function by running up the gradient until we hit a boundary wall.

The boundary of any geometrical region has one less dimension than its interior. Therefore, we can now run up the gradient projected into the boundary wall until we reach an edge of that wall. We can then run up that edge, and so on, down through whatever number of dimensions, until we finally arrive at a point, a *vertex* of the original simplex. Since this point has all  $N$  of its coordinates defined, it must be the solution of  $N$  simultaneous *equalities* drawn from the original set of equalities and inequalities (10.8.2)–(10.8.5).

Points that are feasible vectors and that satisfy  $N$  of the original constraints as equalities, are termed *feasible basic vectors*. If  $N > M$ , then a feasible basic vector has *at least*  $N - M$  of its components equal to zero, since at least that many of the constraints (10.8.2) will be needed to make up the total of  $N$ . Put the other way, *at most*  $M$  components of a feasible basic vector are nonzero. In the example (10.8.6)–(10.8.7), you can check that the solution as given satisfies as equalities the last three constraints of (10.8.7) and the constraint  $x_1 \geq 0$ , for the required total of 4.

Put together the two preceding paragraphs and you have the *Fundamental Theorem of Linear Optimization*: If an optimal feasible vector exists, then there is a feasible basic vector that is optimal. (Didn't we warn you about the terminological thicket?)

The importance of the fundamental theorem is that it reduces the optimization problem to a “combinatorial” problem, that of determining which  $N$  constraints (out of the  $M + N$  constraints in 10.8.2–10.8.5) should be satisfied by the optimal feasible vector. We have only to keep trying different combinations, and computing the objective function for each trial, until we find the best.

Doing this blindly would take halfway to forever. The *simplex method*, first published by Dantzig in 1948 (see [2]), is a way of organizing the procedure so that (i) a series of combinations is tried for which the objective function increases at each step, and (ii) the optimal feasible vector is reached after a number of iterations that is almost always no larger than of order  $M$  or  $N$ , whichever is larger. An interesting mathematical sidelight is that this second property, although known empirically ever since the simplex method was devised, was not proved to be true until the 1982 work of Stephen Smale. (For a contemporary account, see [3].)

### **Simplex Method for a Restricted Normal Form**

A linear programming problem is said to be in *normal form* if it has no constraints in the form (10.8.3) or (10.8.4), but rather only equality constraints of the form (10.8.5) and nonnegativity constraints of the form (10.8.2).

For our purposes it will be useful to consider an even more restricted set of cases, with this additional property: Each equality constraint of the form (10.8.5) must have at least one variable that has a positive coefficient and *that appears uniquely in that one constraint only*. We can then choose one such variable in each constraint equation, and solve that constraint equation for it. The variables thus chosen are called *left-hand variables* or *basic variables*, and there are exactly  $M (= m_3)$  of them. The remaining  $N - M$  variables are called *right-hand variables* or *nonbasic variables*. Obviously this *restricted normal form* can be achieved only in the case  $M \leq N$ , so that is the case that we will consider.

You may be thinking that our restricted normal form is so specialized that it is unlikely to include the linear programming problem that you wish to solve. Not at all! We will presently show how *any* linear programming problem can be transformed into restricted normal form. Therefore bear with us and learn how to apply the simplex method to a restricted normal form.

Here is an example of a problem in restricted normal form:

$$\text{Maximize } z = 2x_2 - 4x_3 \quad (10.8.8)$$

with  $x_1, x_2, x_3$ , and  $x_4$  all nonnegative and also with

$$\begin{aligned} x_1 &= 2 - 6x_2 + x_3 \\ x_4 &= 8 + 3x_2 - 4x_3 \end{aligned} \quad (10.8.9)$$

This example has  $N = 4$ ,  $M = 2$ ; the left-hand variables are  $x_1$  and  $x_4$ ; the right-hand variables are  $x_2$  and  $x_3$ . The objective function (10.8.8) is written so as to depend only on right-hand variables; note, however, that this is not an actual restriction on objective functions in restricted normal form, since any left-hand variables appearing in the objective function could be eliminated algebraically by use of (10.8.9) or its analogs.

For any problem in restricted normal form, we can instantly read off a feasible basic vector (although not necessarily the *optimal* feasible basic vector). Simply set all right-hand variables equal to zero, and equation (10.8.9) then gives the values of the left-hand variables for which the constraints are satisfied. The idea of the simplex method is to proceed by a series of exchanges. In each exchange, a right-hand variable and a left-hand variable change places. At each stage we maintain a problem in restricted normal form that is equivalent to the original problem.

It is notationally convenient to record the information content of equations (10.8.8) and (10.8.9) in a so-called *tableau*, as follows:

		$x_2$	$x_3$
$z$	0	2	-4
$x_1$	2	-6	1
$x_4$	8	3	-4

(10.8.10)

You should study (10.8.10) to be sure that you understand where each entry comes from, and how to translate back and forth between the tableau and equation formats of a problem in restricted normal form.

The first step in the simplex method is to examine the top row of the tableau, which we will call the “z-row.” Look at the entries in columns labeled by right-hand variables (we will call these “right-columns”). We want to imagine in turn the effect of increasing each right-hand variable from its present value of zero, while leaving all the other right-hand variables at zero. Will the objective function increase or decrease? The answer is given by the sign of the entry in the z-row. Since we want to increase the objective function, only right columns having positive z-row entries are of interest. In (10.8.10) there is only one such column, whose z-row entry is 2.

The second step is to examine the column entries below each z-row entry that was selected by step one. We want to ask how much we can increase the right-hand variable before one of the left-hand variables is driven negative, which is not allowed. If the tableau element at the intersection of the right-hand column and the left-hand variable’s row is positive, then it poses no restriction: the corresponding left-hand variable will just be driven more and more positive. If *all* the entries in any right-hand column are positive, then there is no bound on the objective function and (having said so) we are done with the problem.

If one or more entries below a positive z-row entry are negative, then we have to figure out which such entry first limits the increase of that column’s right-hand variable. Evidently the limiting increase is given by dividing the element in the right-hand column (which is called the *pivot element*) into the element in the “constant column” (leftmost column) of the pivot element’s row. A value that is small in magnitude is most restrictive. The increase in the objective function for this choice of pivot element is then that value multiplied by the z-row entry of that column. We repeat this procedure on all possible right-hand columns to find the pivot element with the largest such increase. That completes our “choice of a pivot element.”

In the above example, the only positive z-row entry is 2. There is only one negative entry below it, namely  $-6$ , so this is the pivot element. Its constant-column entry is 2. This pivot will therefore allow  $x_2$  to be increased by  $2 \div |6|$ , which results in an increase of the objective function by an amount  $(2 \times 2) \div |6|$ .

The third step is to *do* the increase of the selected right-hand variable, thus making it a left-hand variable; and simultaneously to modify the left-hand variables, reducing the pivot-row element to zero and thus making it a right-hand variable. For our above example let’s do this first by hand: We begin by solving the pivot-row equation for the new left-hand variable  $x_2$  in favor of the old one  $x_1$ , namely

$$x_1 = 2 - 6x_2 + x_3 \quad \rightarrow \quad x_2 = \frac{1}{3} - \frac{1}{6}x_1 + \frac{1}{6}x_3 \quad (10.8.11)$$

We then substitute this into the old z-row,

$$z = 2x_2 - 4x_3 = 2 \left[ \frac{1}{3} - \frac{1}{6}x_1 + \frac{1}{6}x_3 \right] - 4x_3 = \frac{2}{3} - \frac{1}{3}x_1 - \frac{11}{3}x_3 \quad (10.8.12)$$

and into all other left-variable rows, in this case only  $x_4$ ,

$$x_4 = 8 + 3 \left[ \frac{1}{3} - \frac{1}{6}x_1 + \frac{1}{6}x_3 \right] - 4x_3 = 9 - \frac{1}{2}x_1 - \frac{7}{2}x_3 \quad (10.8.13)$$

Equations (10.8.11)–(10.8.13) form the new tableau

		$x_1$	$x_3$
$z$	$\frac{2}{3}$	$-\frac{1}{3}$	$-\frac{11}{3}$
$x_2$	$\frac{1}{3}$	$-\frac{1}{6}$	$\frac{1}{6}$
$x_4$	9	$-\frac{1}{2}$	$-\frac{7}{2}$

(10.8.14)

The fourth step is to go back and repeat the first step, looking for another possible increase of the objective function. We do this as many times as possible, that is, until all the right-hand entries in the  $z$ -row are negative, signaling that no further increase is possible. In the present example, this already occurs in (10.8.14), so we are done.

The answer can now be read from the constant column of the final tableau. In (10.8.14) we see that the objective function is maximized to a value of  $2/3$  for the solution vector  $x_2 = 1/3$ ,  $x_4 = 9$ ,  $x_1 = x_3 = 0$ .

Now look back over the procedure that led from (10.8.10) to (10.8.14). You will find that it could be summarized entirely in tableau format as a series of prescribed elementary matrix operations:

- Locate the pivot element and save it.
- Save the whole pivot column.
- Replace each row, except the pivot row, by that linear combination of itself and the pivot row which makes its pivot-column entry zero.
- Divide the pivot row by the negative of the pivot.
- Replace the pivot element by the reciprocal of its saved value.
- Replace the rest of the pivot column by its saved values divided by the saved pivot element.

This is the sequence of operations actually performed by a linear programming routine, such as the one that we will presently give.

You should now be able to solve almost any linear programming problem that starts in restricted normal form. The only special case that might stump you is if an entry in the constant column turns out to be zero at some stage, so that a left-hand variable is zero at the same time as all the right-hand variables are zero. This is called a *degenerate feasible vector*. To proceed, you may need to exchange the degenerate left-hand variable for one of the right-hand variables, perhaps even making several such exchanges.

### Writing the General Problem in Restricted Normal Form

Here is a pleasant surprise. There exist a couple of clever tricks that render trivial the task of translating a general linear programming problem into restricted normal form!

First, we need to get rid of the inequalities of the form (10.8.3) or (10.8.4), for example, the first three constraints in (10.8.7). We do this by adding to the problem so-called *slack variables* which, when their nonnegativity is required, convert the inequalities to equalities. We will denote slack variables as  $y_i$ . There will be  $m_1 + m_2$  of them. Once they are introduced, you treat them on an equal footing with the original variables  $x_i$ ; then, at the very end, you simply ignore them.

For example, introducing slack variables leaves (10.8.6) unchanged but turns (10.8.7) into

$$\begin{aligned}x_1 + 2x_3 + y_1 &= 740 \\2x_2 - 7x_4 + y_2 &= 0 \\x_2 - x_3 + 2x_4 - y_3 &= \frac{1}{2} \\x_1 + x_2 + x_3 + x_4 &= 9\end{aligned}\tag{10.8.15}$$

(Notice how the sign of the coefficient of the slack variable is determined by which sense of inequality it is replacing.)

Second, we need to insure that there is a set of  $M$  left-hand vectors, so that we can set up a starting tableau in restricted normal form. (In other words, we need to find a “feasible basic starting vector.”) The trick is again to invent new variables! There are  $M$  of these, and they are called *artificial variables*; we denote them by  $z_i$ . You put exactly one artificial variable into each constraint equation on the following model for the example (10.8.15):

$$\begin{aligned}z_1 &= 740 - x_1 - 2x_3 - y_1 \\z_2 &= -2x_2 + 7x_4 - y_2 \\z_3 &= \frac{1}{2} - x_2 + x_3 - 2x_4 + y_3 \\z_4 &= 9 - x_1 - x_2 - x_3 - x_4\end{aligned}\tag{10.8.16}$$

Our example is now in restricted normal form.

Now you may object that (10.8.16) is not the same problem as (10.8.15) or (10.8.7) *unless all the  $z_i$ 's are zero*. Right you are! There is some subtlety here! We must proceed to solve our problem in two phases. First phase: We replace our objective function (10.8.6) by a so-called *auxiliary objective function*

$$z' \equiv -z_1 - z_2 - z_3 - z_4 = -(749\frac{1}{2} - 2x_1 - 4x_2 - 2x_3 + 4x_4 - y_1 - y_2 + y_3)\tag{10.8.17}$$

(where the last equality follows from using 10.8.16). We now perform the simplex method on the auxiliary objective function (10.8.17) with the constraints (10.8.16). Obviously the auxiliary objective function will be maximized for nonnegative  $z_i$ 's if all the  $z_i$ 's are zero. We therefore expect the simplex method in this first phase to produce a set of left-hand variables drawn from the  $x_i$ 's and  $y_i$ 's only, with all the  $z_i$ 's being right-hand variables. Aha! We then cross out the  $z_i$ 's, leaving a problem involving only  $x_i$ 's and  $y_i$ 's in restricted normal form. In other words, the first phase produces an initial feasible basic vector. Second phase: Solve the problem produced by the first phase, using the original objective function, not the auxiliary.

And what if the first phase *doesn't* produce zero values for all the  $z_i$ 's? That signals that there is *no* initial feasible basic vector, i.e., that the constraints given to us are inconsistent among themselves. Report that fact, and you are done.

Here is how to translate into tableau format the information needed for both the first and second phases of the overall method. As before, the underlying problem

to be solved is as posed in equations (10.8.6)–(10.8.7).

		$x_1$	$x_2$	$x_3$	$x_4$	$y_1$	$y_2$	$y_3$
$z$	0	1	1	3	$-\frac{1}{2}$	0	0	0
$z_1$	740	-1	0	-2	0	-1	0	0
$z_2$	0	0	-2	0	7	0	-1	0
$z_3$	$\frac{1}{2}$	0	-1	1	-2	0	0	1
$z_4$	9	-1	-1	-1	-1	0	0	0
$z'$	$-749\frac{1}{2}$	2	4	2	-4	1	1	-1

(10.8.18)

This is not as daunting as it may, at first sight, appear. The table entries inside the box of double lines are no more than the coefficients of the original problem (10.8.6)–(10.8.7) organized into a tabular form. In fact, these entries, along with the values of  $N$ ,  $M$ ,  $m_1$ ,  $m_2$ , and  $m_3$ , are the only input that is needed by the simplex method routine below. The columns under the slack variables  $y_i$  simply record whether each of the  $M$  constraints is of the form  $\leq$ ,  $\geq$ , or  $=$ ; this is redundant information with the values  $m_1, m_2, m_3$ , as long as we are sure to enter the rows of the tableau in the correct respective order. The coefficients of the auxiliary objective function (bottom row) are just the negatives of the column sums of the rows above, so these are easily calculated automatically.

The output from a simplex routine will be (i) a flag telling whether a finite solution, no solution, or an unbounded solution was found, and (ii) an updated tableau. The output tableau that derives from (10.8.18), given to two significant figures, is

		$x_1$	$y_2$	$y_3$	$\dots$
$z$	17.03	-.95	-.05	-1.05	$\dots$
$x_2$	3.33	-.35	-.15	.35	$\dots$
$x_3$	4.73	-.55	.05	-.45	$\dots$
$x_4$	.95	-.10	.10	.10	$\dots$
$y_1$	730.55	.10	-.10	.90	$\dots$

(10.8.19)

A little counting of the  $x_i$ 's and  $y_i$ 's will convince you that there are  $M + 1$  rows (including the  $z$ -row) in both the input and the output tableaux, but that only  $N + 1 - m_3$  columns of the output tableau (including the constant column) contain any useful information, the other columns belonging to now-discarded artificial variables. In the output, the first numerical column contains the solution vector, along with the maximum value of the objective function. Where a slack variable ( $y_i$ ) appears on the left, the corresponding value is the amount by which its inequality is safely satisfied. Variables that are not left-hand variables in the output tableau have zero values. Slack variables with zero values represent constraints that are satisfied as equalities.

## Routine Implementing the Simplex Method

The following routine is based algorithmically on the implementation of Kuenzi, Tzschach, and Zehnder [4]. Aside from input values of  $M$ ,  $N$ ,  $m_1$ ,  $m_2$ ,  $m_3$ , the principal input to the routine is a two-dimensional array  $a$  containing the portion of the tableau (10.8.18) that is contained between the double lines. This input occupies the  $M + 1$  rows and  $N + 1$  columns of  $a[1..m+1][1..n+1]$ . Note, however, that reference is made internally to row  $M + 2$  of  $a$  (used for the auxiliary objective function, just as in 10.8.18). Therefore the variable declared as `float **a`, must point to allocated memory allowing references in the subrange

$$a[i][k], \quad i = 1 \dots m+2, \quad k = 1 \dots n+1 \quad (10.8.20)$$

You will suffer endless agonies if you fail to understand this simple point. Also do not neglect to order the rows of  $a$  in the same order as equations (10.8.1), (10.8.3), (10.8.4), and (10.8.5), that is, objective function,  $\leq$ -constraints,  $\geq$ -constraints, =-constraints.

On output, the tableau  $a$  is indexed by two returned arrays of integers. `iposv[j]` contains, for  $j = 1 \dots M$ , the number  $i$  whose original variable  $x_i$  is now represented by row  $j+1$  of  $a$ . These are thus the left-hand variables in the solution. (The first row of  $a$  is of course the  $z$ -row.) A value  $i > N$  indicates that the variable is a  $y_i$  rather than an  $x_i$ ,  $x_{N+j} \equiv y_j$ . Likewise, `izrov[j]` contains, for  $j = 1 \dots N$ , the number  $i$  whose original variable  $x_i$  is now a right-hand variable, represented by column  $j+1$  of  $a$ . These variables are all zero in the solution. The meaning of  $i > N$  is the same as above, except that  $i > N + m_1 + m_2$  denotes an artificial or slack variable which was used only internally and should now be entirely ignored.

The flag `icase` is set to zero if a finite solution is found,  $+1$  if the objective function is unbounded,  $-1$  if no solution satisfies the given constraints.

The routine treats the case of degenerate feasible vectors, so don't worry about them. You may also wish to admire the fact that the routine does not require storage for the columns of the tableau (10.8.18) that are to the right of the double line; it keeps track of slack variables by more efficient bookkeeping.

Please note that, as given, the routine is only "semi-sophisticated" in its tests for convergence. While the routine properly implements tests for inequality with zero as tests against some small parameter `EPS`, it does not adjust this parameter to reflect the scale of the input data. This is adequate for many problems, where the input data do not differ from unity by too many orders of magnitude. If, however, you encounter endless cycling, then you should modify `EPS` in the routines `simplx` and `simp2`. Permuting your variables can also help. Finally, consult [5].

```
#include "nrutil.h"
#define EPS 1.0e-6
Here EPS is the absolute precision, which should be adjusted to the scale of your variables.
#define FREEALL free_ivector(l3,1,m);free_ivector(l1,1,n+1);

void simplx(float **a, int m, int n, int m1, int m2, int m3, int *icase,
            int izrov[], int iposv[])
Simplex method for linear programming. Input parameters a, m, n, mp, np, m1, m2, and m3,
and output parameters a, icase, izrov, and iposv are described above.
{
    void simp1(float **a, int mm, int ll[], int nll, int iabf, int *kp,
```

```

float *bmax);
void simp2(float **a, int m, int n, int *ip, int kp);
void simp3(float **a, int i1, int k1, int ip, int kp);
int i, ip, is, k, kh, kp, n11;
int *l1, *l3;
float q1, bmax;

if (m != (m1+m2+m3)) nrerror("Bad input constraint counts in simplx");
l1=ivector(1,n+1);
l3=ivector(1,m);
n11=n;
for (k=1;k<=n;k++) l1[k]=izrov[k]=k;
Initialize index list of columns admissible for exchange, and make all variables initially
right-hand.
for (i=1;i<=m;i++) {
  if (a[i+1][1] < 0.0) nrerror("Bad input tableau in simplx");
  Constants  $b_i$  must be nonnegative.
  iposv[i]=n+i;
  Initial left-hand variables. m1 type constraints are represented by having their slack
  variable initially left-hand, with no artificial variable. m2 type constraints have their
  slack variable initially left-hand, with a minus sign, and their artificial variable handled
  implicitly during their first exchange. m3 type constraints have their artificial variable
  initially left-hand.
}
if (m2+m3) {
  Origin is not a feasible starting so-
  for (i=1;i<=m2;i++) l3[i]=1;          lution: we must do phase one.
  Initialize list of m2 constraints whose slack variables have never been exchanged out
  of the initial basis.
  for (k=1;k<=(n+1);k++) {
    Compute the auxiliary objective func-
    q1=0.0;                             tion.
    for (i=m1+1;i<=m;i++) q1 += a[i+1][k];
    a[m+2][k] = -q1;
  }
  for (;;) {
    simp1(a,m+1,l1,n11,0,&kp,&bmax);      Find max. coeff. of auxiliary objec-
    if (bmax <= EPS && a[m+2][1] < -EPS) { tive fn.
      *icase = -1;
      Auxiliary objective function is still negative and can't be improved, hence no
      feasible solution exists.
      FREEALL return;
    } else if (bmax <= EPS && a[m+2][1] <= EPS) {
      Auxiliary objective function is zero and can't be improved; we have a feasible
      starting vector. Clean out the artificial variables corresponding to any remaining
      equality constraints by goto one and then move on to phase two.
      for (ip=m1+m2+1;ip<=m;ip++) {
        if (iposv[ip] == (ip+n)) {
          Found an artificial variable for an
          simp1(a,ip,l1,n11,1,&kp,&bmax); equality constraint.
          if (bmax > EPS)
            Exchange with column correspond-
            goto one;                             ing to maximum pivot element
                                                    in row.
        }
      }
      for (i=m1+1;i<=m1+m2;i++)
        Change sign of row for any m2 con-
        if (l3[i-m1] == 1)                         straints still present from the ini-
          for (k=1;k<=n+1;k++)                       tial basis.
            a[i+1][k] = -a[i+1][k];
      break;
      Go to phase two.
    }
    simp2(a,m,n,&ip,kp);
    Locate a pivot element (phase one).
    if (ip == 0) {
      Maximum of auxiliary objective func-
      *icase = -1;                                 tion is unbounded, so no feasi-
      FREEALL return;                             ble solution exists.
    }
  }
one: simp3(a,m+1,n,ip,kp);
Exchange a left- and a right-hand variable (phase one), then update lists.

```

Sample page from NUMERICAL RECIPES IN C: THE ART OF SCIENTIFIC COMPUTING (ISBN 0-521-43108-5)  
 Copyright (C) 1988-1992 by Cambridge University Press. Programs Copyright (C) 1988-1992 by Numerical Recipes Software.  
 Permission is granted for internet users to make one paper copy for their own personal use. Further reproduction, or any copying of machine-  
 readable files (including this one), to any server computer, is strictly prohibited. To order Numerical Recipes books or CDROMs, visit website  
<http://www.nr.com> or call 1-800-872-7423 (North America only), or send email to [directcustserv@cambridge.org](mailto:directcustserv@cambridge.org) (outside North America).



```

    if (iposv[ip] >= (n+m1+m2+1)) {           Exchanged out an artificial variable
        for (k=1;k<=n11;k++)                 for an equality constraint. Make
            if (l1[k] == kp) break;          sure it stays out by removing it
        --n11;                                from the l1 list.
        for (is=k;is<=n11;is++) l1[is]=l1[is+1];
    } else {
        kh=iposv[ip]-m1-n;
        if (kh >= 1 && l3[kh]) {             Exchanged out an m2 type constraint
            l3[kh]=0;                       for the first time. Correct the
            ++a[m+2][kp+1];                 pivot column for the minus sign
            for (i=1;i<=m+2;i++)           and the implicit artificial vari-
                a[i][kp+1] = -a[i][kp+1];   able.
        }
    }
    is=izrov[kp];                            Update lists of left- and right-hand
    izrov[kp]=iposv[ip];                     variables.
    iposv[ip]=is;
}
}
}
End of phase one code for finding an initial feasible solution. Now, in phase two, optimize
it.
for (;;) {
    simp1(a,0,l1,n11,0,&kp,&bmax);           Test the z-row for doneness.
    if (bmax <= EPS) {                     Done. Solution found. Return with
        *icase=0;                           the good news.
        FREEALL return;
    }
    simp2(a,m,n,&ip,kp);                   Locate a pivot element (phase two).
    if (ip == 0) {                          Objective function is unbounded. Re-
        *icase=1;                            port and return.
        FREEALL return;
    }
    simp3(a,m,n,ip,kp);                     Exchange a left- and a right-hand
    is=izrov[kp];                            variable (phase two),
    izrov[kp]=iposv[ip];
    iposv[ip]=is;
}
}
and return for another iteration.

```

The preceding routine makes use of the following utility functions.

```

#include <math.h>

void simp1(float **a, int mm, int l1[], int n11, int iabf, int *kp,
           float *bmax)
Determines the maximum of those elements whose index is contained in the supplied list l1,
either with or without taking the absolute value, as flagged by iabf.
{
    int k;
    float test;

    if (n11 <= 0)                            No eligible columns.
        *bmax=0.0;
    else {
        *kp=l1[1];
        *bmax=a[mm+1][*kp+1];
        for (k=2;k<=n11;k++) {
            if (iabf == 0)
                test=a[mm+1][l1[k]+1]-(*bmax);

```

```

        else
            test=fabs(a[mm+1][ll[k]+1])-fabs(*bmax);
        if (test > 0.0) {
            *bmax=a[mm+1][ll[k]+1];
            *kp=ll[k];
        }
    }
}

#define EPS 1.0e-6

void simp2(float **a, int m, int n, int *ip, int kp)
Locate a pivot element, taking degeneracy into account.
{
    int k,i;
    float qp,q0,q,q1;

    *ip=0;
    for (i=1;i<=m;i++)
        if (a[i+1][kp+1] < -EPS) break;          Any possible pivots?
    if (i>m) return;
    q1 = -a[i+1][1]/a[i+1][kp+1];
    *ip=i;
    for (i=*ip+1;i<=m;i++) {
        if (a[i+1][kp+1] < -EPS) {
            q = -a[i+1][1]/a[i+1][kp+1];
            if (q < q1) {
                *ip=i;
                q1=q;
            } else if (q == q1) {                  We have a degeneracy.
                for (k=1;k<=n;k++) {
                    qp = -a[*ip+1][k+1]/a[*ip+1][kp+1];
                    q0 = -a[i+1][k+1]/a[i+1][kp+1];
                    if (q0 != qp) break;
                }
                if (q0 < qp) *ip=i;
            }
        }
    }
}

void simp3(float **a, int i1, int k1, int ip, int kp)
Matrix operations to exchange a left-hand and right-hand variable (see text).
{
    int kk,ii;
    float piv;

    piv=1.0/a[ip+1][kp+1];
    for (ii=1;ii<=i1+1;ii++)
        if (ii-1 != ip) {
            a[ii][kp+1] *= piv;
            for (kk=1;kk<=k1+1;kk++)
                if (kk-1 != kp)
                    a[ii][kk] -= a[ip+1][kk]*a[ii][kp+1];
        }
}

```

Sample page from NUMERICAL RECIPES IN C: THE ART OF SCIENTIFIC COMPUTING (ISBN 0-521-43108-5)  
 Copyright (C) 1988-1992 by Cambridge University Press. Programs Copyright (C) 1988-1992 by Numerical Recipes Software.  
 Permission is granted for internet users to make one paper copy for their own personal use. Further reproduction, or any copying of machine-readable files (including this one), to any server computer, is strictly prohibited. To order Numerical Recipes books or CDROMs, visit website <http://www.nr.com> or call 1-800-872-7423 (North America only), or send email to [directcustserv@cambridge.org](mailto:directcustserv@cambridge.org) (outside North America).

```

for (kk=1;kk<=k1+1;kk++)
  if (kk-1 != kp) a[ip+1][kk] *= -piv;
a[ip+1][kp+1]=piv;
}

```

### Other Topics Briefly Mentioned

Every linear programming problem in normal form with  $N$  variables and  $M$  constraints has a corresponding *dual* problem with  $M$  variables and  $N$  constraints. The tableau of the dual problem is, in essence, the transpose of the tableau of the original (sometimes called *primal*) problem. It is possible to go from a solution of the dual to a solution of the primal. This can occasionally be computationally useful, but generally it is no big deal.

The *revised simplex method* is exactly equivalent to the simplex method in its choice of which left-hand and right-hand variables are exchanged. Its computational effort is not significantly less than that of the simplex method. It does differ in the organization of its storage, requiring only a matrix of size  $M \times M$ , rather than  $M \times N$ , in its intermediate stages. If you have a lot of constraints, and memory size is one of them, then you should look into it.

The *primal-dual algorithm* and the *composite simplex algorithm* are two different methods for avoiding the two phases of the usual simplex method: Progress is made simultaneously towards finding a feasible solution and finding an optimal solution. There seems to be no clearcut evidence that these methods are superior to the usual method by any factor substantially larger than the “tender-loving-care factor” (which reflects the programming effort of the proponents).

Problems where the objective function and/or one or more of the constraints are replaced by expressions nonlinear in the variables are called *nonlinear programming problems*. The literature on such problems is vast, but outside our scope. The special case of quadratic expressions is called *quadratic programming*. Optimization problems where the variables take on only integer values are called *integer programming problems*, a special case of *discrete optimization* generally. The next section looks at a particular kind of discrete optimization problem.

#### CITED REFERENCES AND FURTHER READING:

- Bland, R.G. 1981, *Scientific American*, vol. 244 (June), pp. 126–144. [1]  
 Dantzig, G.B. 1963, *Linear Programming and Extensions* (Princeton, NJ: Princeton University Press). [2]  
 Kolata, G. 1982, *Science*, vol. 217, p. 39. [3]  
 Gill, P.E., Murray, W., and Wright, M.H. 1991, *Numerical Linear Algebra and Optimization*, vol. 1 (Redwood City, CA: Addison-Wesley), Chapters 7–8.  
 Cooper, L., and Steinberg, D. 1970, *Introduction to Methods of Optimization* (Philadelphia: Saunders).  
 Gass, S.T. 1969, *Linear Programming*, 3rd ed. (New York: McGraw-Hill).  
 Murty, K.G. 1976, *Linear and Combinatorial Programming* (New York: Wiley).  
 Land, A.H., and Powell, S. 1973, *Fortran Codes for Mathematical Programming* (London: Wiley-Interscience).  
 Kuenzi, H.P., Tzschach, H.G., and Zehnder, C.A. 1971, *Numerical Methods of Mathematical Optimization* (New York: Academic Press). [4]

Stoer, J., and Bulirsch, R. 1980, *Introduction to Numerical Analysis* (New York: Springer-Verlag), §4.10.

Wilkinson, J.H., and Reinsch, C. 1971, *Linear Algebra*, vol. II of *Handbook for Automatic Computation* (New York: Springer-Verlag). [5]

## 10.9 Simulated Annealing Methods

The *method of simulated annealing* [1,2] is a technique that has attracted significant attention as suitable for optimization problems of large scale, especially ones where a desired global extremum is hidden among many, poorer, local extrema. For practical purposes, simulated annealing has effectively “solved” the famous *traveling salesman problem* of finding the shortest cyclical itinerary for a traveling salesman who must visit each of  $N$  cities in turn. (Other practical methods have also been found.) The method has also been used successfully for designing complex integrated circuits: The arrangement of several hundred thousand circuit elements on a tiny silicon substrate is optimized so as to minimize interference among their connecting wires [3,4]. Surprisingly, the implementation of the algorithm is relatively simple.

Notice that the two applications cited are both examples of *combinatorial minimization*. There is an objective function to be minimized, as usual; but the space over which that function is defined is not simply the  $N$ -dimensional space of  $N$  continuously variable parameters. Rather, it is a discrete, but very large, configuration space, like the set of possible orders of cities, or the set of possible allocations of silicon “real estate” blocks to circuit elements. The number of elements in the configuration space is factorially large, so that they cannot be explored exhaustively. Furthermore, since the set is discrete, we are deprived of any notion of “continuing downhill in a favorable direction.” The concept of “direction” may not have any meaning in the configuration space.

Below, we will also discuss how to use simulated annealing methods for spaces with continuous control parameters, like those of §§10.4–10.7. This application is actually more complicated than the combinatorial one, since the familiar problem of “long, narrow valleys” again asserts itself. Simulated annealing, as we will see, tries “random” steps; but in a long, narrow valley, almost all random steps are uphill! Some additional finesse is therefore required.

At the heart of the method of simulated annealing is an analogy with thermodynamics, specifically with the way that liquids freeze and crystallize, or metals cool and anneal. At high temperatures, the molecules of a liquid move freely with respect to one another. If the liquid is cooled slowly, thermal mobility is lost. The atoms are often able to line themselves up and form a pure crystal that is completely ordered over a distance up to billions of times the size of an individual atom in all directions. This crystal is the state of minimum energy for this system. The amazing fact is that, for slowly cooled systems, nature is able to find this minimum energy state. In fact, if a liquid metal is cooled quickly or “quenched,” it does not reach this state but rather ends up in a polycrystalline or amorphous state having somewhat higher energy.

So the essence of the process is *slow* cooling, allowing ample time for redistribution of the atoms as they lose mobility. This is the technical definition of *annealing*, and it is essential for ensuring that a low energy state will be achieved.

Stoer, J., and Bulirsch, R. 1980, *Introduction to Numerical Analysis* (New York: Springer-Verlag), §4.10.

Wilkinson, J.H., and Reinsch, C. 1971, *Linear Algebra*, vol. II of *Handbook for Automatic Computation* (New York: Springer-Verlag). [5]

## 10.9 Simulated Annealing Methods

The *method of simulated annealing* [1,2] is a technique that has attracted significant attention as suitable for optimization problems of large scale, especially ones where a desired global extremum is hidden among many, poorer, local extrema. For practical purposes, simulated annealing has effectively “solved” the famous *traveling salesman problem* of finding the shortest cyclical itinerary for a traveling salesman who must visit each of  $N$  cities in turn. (Other practical methods have also been found.) The method has also been used successfully for designing complex integrated circuits: The arrangement of several hundred thousand circuit elements on a tiny silicon substrate is optimized so as to minimize interference among their connecting wires [3,4]. Surprisingly, the implementation of the algorithm is relatively simple.

Notice that the two applications cited are both examples of *combinatorial minimization*. There is an objective function to be minimized, as usual; but the space over which that function is defined is not simply the  $N$ -dimensional space of  $N$  continuously variable parameters. Rather, it is a discrete, but very large, configuration space, like the set of possible orders of cities, or the set of possible allocations of silicon “real estate” blocks to circuit elements. The number of elements in the configuration space is factorially large, so that they cannot be explored exhaustively. Furthermore, since the set is discrete, we are deprived of any notion of “continuing downhill in a favorable direction.” The concept of “direction” may not have any meaning in the configuration space.

Below, we will also discuss how to use simulated annealing methods for spaces with continuous control parameters, like those of §§10.4–10.7. This application is actually more complicated than the combinatorial one, since the familiar problem of “long, narrow valleys” again asserts itself. Simulated annealing, as we will see, tries “random” steps; but in a long, narrow valley, almost all random steps are uphill! Some additional finesse is therefore required.

At the heart of the method of simulated annealing is an analogy with thermodynamics, specifically with the way that liquids freeze and crystallize, or metals cool and anneal. At high temperatures, the molecules of a liquid move freely with respect to one another. If the liquid is cooled slowly, thermal mobility is lost. The atoms are often able to line themselves up and form a pure crystal that is completely ordered over a distance up to billions of times the size of an individual atom in all directions. This crystal is the state of minimum energy for this system. The amazing fact is that, for slowly cooled systems, nature is able to find this minimum energy state. In fact, if a liquid metal is cooled quickly or “quenched,” it does not reach this state but rather ends up in a polycrystalline or amorphous state having somewhat higher energy.

So the essence of the process is *slow* cooling, allowing ample time for redistribution of the atoms as they lose mobility. This is the technical definition of *annealing*, and it is essential for ensuring that a low energy state will be achieved.

Although the analogy is not perfect, there is a sense in which all of the minimization algorithms thus far in this chapter correspond to rapid cooling or quenching. In all cases, we have gone greedily for the quick, nearby solution: From the starting point, go immediately downhill as far as you can go. This, as often remarked above, leads to a local, but not necessarily a global, minimum. Nature's own minimization algorithm is based on quite a different procedure. The so-called Boltzmann probability distribution,

$$\text{Prob}(E) \sim \exp(-E/kT) \quad (10.9.1)$$

expresses the idea that a system in thermal equilibrium at temperature  $T$  has its energy probabilistically distributed among all different energy states  $E$ . Even at low temperature, there is a chance, albeit very small, of a system being in a high energy state. Therefore, there is a corresponding chance for the system to get out of a local energy minimum in favor of finding a better, more global, one. The quantity  $k$  (Boltzmann's constant) is a constant of nature that relates temperature to energy. In other words, the system sometimes goes *uphill* as well as downhill; but the lower the temperature, the less likely is any significant uphill excursion.

In 1953, Metropolis and coworkers [5] first incorporated these kinds of principles into numerical calculations. Offered a succession of options, a simulated thermodynamic system was assumed to change its configuration from energy  $E_1$  to energy  $E_2$  with probability  $p = \exp[-(E_2 - E_1)/kT]$ . Notice that if  $E_2 < E_1$ , this probability is greater than unity; in such cases the change is arbitrarily assigned a probability  $p = 1$ , i.e., the system *always* took such an option. This general scheme, of always taking a downhill step while *sometimes* taking an uphill step, has come to be known as the Metropolis algorithm.

To make use of the Metropolis algorithm for other than thermodynamic systems, one must provide the following elements:

1. A description of possible system configurations.
2. A generator of random changes in the configuration; these changes are the "options" presented to the system.
3. An objective function  $E$  (analog of energy) whose minimization is the goal of the procedure.
4. A control parameter  $T$  (analog of temperature) and an *annealing schedule* which tells how it is lowered from high to low values, e.g., after how many random changes in configuration is each downward step in  $T$  taken, and how large is that step. The meaning of "high" and "low" in this context, and the assignment of a schedule, may require physical insight and/or trial-and-error experiments.

### **Combinatorial Minimization: The Traveling Salesman**

A concrete illustration is provided by the traveling salesman problem. The proverbial seller visits  $N$  cities with given positions  $(x_i, y_i)$ , returning finally to his or her city of origin. Each city is to be visited only once, and the route is to be made as short as possible. This problem belongs to a class known as *NP-complete* problems, whose computation time for an *exact* solution increases with  $N$  as  $\exp(\text{const.} \times N)$ , becoming rapidly prohibitive in cost as  $N$  increases. The traveling salesman problem also belongs to a class of minimization problems for which the objective function  $E$

has many local minima. In practical cases, it is often enough to be able to choose from these a minimum which, even if not absolute, cannot be significantly improved upon. The annealing method manages to achieve this, while limiting its calculations to scale as a small power of  $N$ .

As a problem in simulated annealing, the traveling salesman problem is handled as follows:

1. *Configuration.* The cities are numbered  $i = 1 \dots N$  and each has coordinates  $(x_i, y_i)$ . A configuration is a permutation of the number  $1 \dots N$ , interpreted as the order in which the cities are visited.
2. *Rearrangements.* An efficient set of moves has been suggested by Lin [6]. The moves consist of two types: (a) A section of path is removed and then replaced with the same cities running in the opposite order; or (b) a section of path is removed and then replaced in between two cities on another, randomly chosen, part of the path.
3. *Objective Function.* In the simplest form of the problem,  $E$  is taken just as the total length of journey,

$$E = L \equiv \sum_{i=1}^N \sqrt{(x_i - x_{i+1})^2 + (y_i - y_{i+1})^2} \quad (10.9.2)$$

with the convention that point  $N + 1$  is identified with point 1. To illustrate the flexibility of the method, however, we can add the following additional wrinkle: Suppose that the salesman has an irrational fear of flying over the Mississippi River. In that case, we would assign each city a parameter  $\mu_i$ , equal to  $+1$  if it is east of the Mississippi,  $-1$  if it is west, and take the objective function to be

$$E = \sum_{i=1}^N \left[ \sqrt{(x_i - x_{i+1})^2 + (y_i - y_{i+1})^2} + \lambda(\mu_i - \mu_{i+1})^2 \right] \quad (10.9.3)$$

A penalty  $4\lambda$  is thereby assigned to any river crossing. The algorithm now finds the shortest path that avoids crossings. The relative importance that it assigns to length of path versus river crossings is determined by our choice of  $\lambda$ . Figure 10.9.1 shows the results obtained. Clearly, this technique can be generalized to include many conflicting goals in the minimization.

4. *Annealing schedule.* This requires experimentation. We first generate some random rearrangements, and use them to determine the range of values of  $\Delta E$  that will be encountered from move to move. Choosing a starting value for the parameter  $T$  which is considerably larger than the largest  $\Delta E$  normally encountered, we proceed downward in multiplicative steps each amounting to a 10 percent decrease in  $T$ . We hold each new value of  $T$  constant for, say,  $100N$  reconfigurations, or for  $10N$  successful reconfigurations, whichever comes first. When efforts to reduce  $E$  further become sufficiently discouraging, we stop.

The following traveling salesman program, using the Metropolis algorithm, illustrates the main aspects of the simulated annealing technique for combinatorial problems.

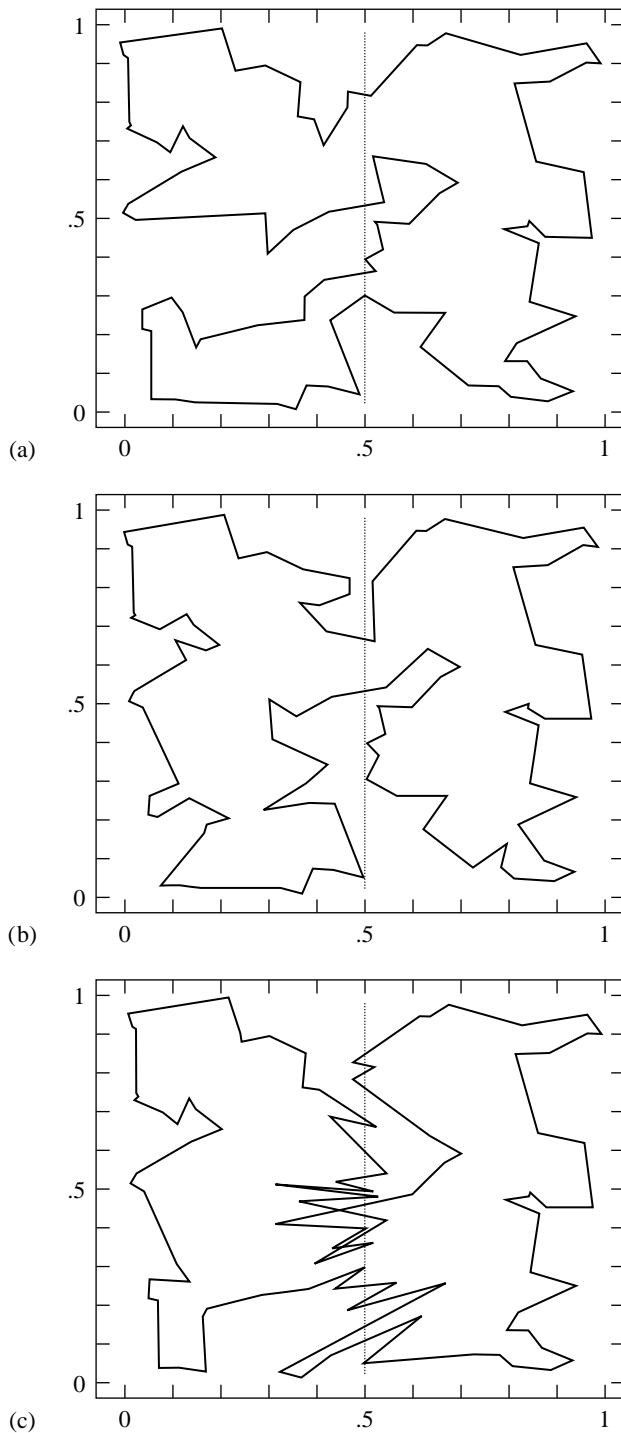


Figure 10.9.1. Traveling salesman problem solved by simulated annealing. The (nearly) shortest path among 100 randomly positioned cities is shown in (a). The dotted line is a river, but there is no penalty in crossing. In (b) the river-crossing penalty is made large, and the solution restricts itself to the minimum number of crossings, two. In (c) the penalty has been made negative: the salesman is actually a smuggler who crosses the river on the flimsiest excuse!



```

#include <stdio.h>
#include <math.h>
#define TFACTR 0.9           Annealing schedule: reduce t by this factor on each step.
#define ALEN(a,b,c,d) sqrt(((b)-(a))*((b)-(a))+((d)-(c))*((d)-(c)))

void anneal(float x[], float y[], int iorder[], int ncity)
This algorithm finds the shortest round-trip path to ncity cities whose coordinates are in the
arrays x[1..ncity],y[1..ncity]. The array iorder[1..ncity] specifies the order in
which the cities are visited. On input, the elements of iorder may be set to any permutation
of the numbers 1 to ncity. This routine will return the best alternative path it can find.
{
    int irbit1(unsigned long *iseed);
    int metrop(float de, float t);
    float ran3(long *idum);
    float revcst(float x[], float y[], int iorder[], int ncity, int n[]);
    void reverse(int iorder[], int ncity, int n[]);
    float trncst(float x[], float y[], int iorder[], int ncity, int n[]);
    void trnspt(int iorder[], int ncity, int n[]);
    int ans,nover,nlimit,i1,i2;
    int i,j,k,nsucc,nn,idec;
    static int n[7];
    long idum;
    unsigned long iseed;
    float path,de,t;

    nover=100*ncity;           Maximum number of paths tried at any temperature.
    nlimit=10*ncity;          Maximum number of successful path changes before con-
    path=0.0;                  tinuing.
    t=0.5;
    for (i=1;i<ncity;i++) {    Calculate initial path length.
        i1=iorder[i];
        i2=iorder[i+1];
        path += ALEN(x[i1],x[i2],y[i1],y[i2]);
    }
    i1=iorder[ncity];         Close the loop by tying path ends together.
    i2=iorder[1];
    path += ALEN(x[i1],x[i2],y[i1],y[i2]);
    idum = -1;
    iseed=111;
    for (j=1;j<=100;j++) {    Try up to 100 temperature steps.
        nsucc=0;
        for (k=1;k<=nover;k++) {
            do {
                n[1]=1+(int) (ncity*ran3(&idum));    Choose beginning of segment
                n[2]=1+(int) ((ncity-1)*ran3(&idum)); ..and.end of segment.
                if (n[2] >= n[1]) ++n[2];
                nn=1+(n[1]-n[2]+ncity-1) % ncity);    nn is the number of cities
            } while (nn<3);                            not on the segment.
            idec=irbit1(&iseed);
            Decide whether to do a segment reversal or transport.
            if (idec == 0) {                               Do a transport.
                n[3]=n[2]+(int) (abs(nn-2)*ran3(&idum))+1;
                n[3]=1+((n[3]-1) % ncity);
                Transport to a location not on the path.
                de=trncst(x,y,iorder,ncity,n);          Calculate cost.
                ans=metrop(de,t);                        Consult the oracle.
                if (ans) {
                    ++nsucc;
                    path += de;
                    trnspt(iorder,ncity,n);             Carry out the transport.
                }
            } else {                                       Do a path reversal.
                de=revcst(x,y,iorder,ncity,n);          Calculate cost.
                ans=metrop(de,t);                        Consult the oracle.
            }
        }
    }
}

```

Sample page from NUMERICAL RECIPES IN C: THE ART OF SCIENTIFIC COMPUTING (ISBN 0-521-43108-5)  
 Copyright (C) 1988-1992 by Cambridge University Press. Programs Copyright (C) 1988-1992 by Numerical Recipes Software.  
 Permission is granted for internet users to make one paper copy for their own personal use. Further reproduction, or any copying of machine-  
 readable files (including this one), to any server computer, is strictly prohibited. To order Numerical Recipes books or CDROMs, visit website  
<http://www.nr.com> or call 1-800-872-7423 (North America only), or send email to [directcustserv@cambridge.org](mailto:directcustserv@cambridge.org) (outside North America).

```

        if (ans) {
            ++nsucc;
            path += de;
            reverse(iorder,ncity,n);      Carry out the reversal.
        }
    }
    if (nsucc >= nlimit) break;        Finish early if we have enough suc-
}                                       cessful changes.
printf("\n %s %10.6f %s %12.6f \n", "T =", t,
      " Path Length =", path);
printf("Successful Moves: %6d\n", nsucc);
t *= TFACTOR;                          Annealing schedule.
if (nsucc == 0) return;                 If no success, we are done.
}
}

```

```

#include <math.h>
#define ALEN(a,b,c,d) sqrt(((b)-(a))*((b)-(a))+((d)-(c))*((d)-(c)))

```

float revcst(float x[], float y[], int iorder[], int ncity, int n[])  
This function returns the value of the cost function for a proposed path reversal. ncity is the number of cities, and arrays x[1..ncity], y[1..ncity] give the coordinates of these cities. iorder[1..ncity] holds the present itinerary. The first two values n[1] and n[2] of array n give the starting and ending cities along the path segment which is to be reversed. On output, de is the cost of making the reversal. The actual reversal is not performed by this routine.

```

{
    float xx[5],yy[5],de;
    int j,ii;

    n[3]=1 + ((n[1]+ncity-2) % ncity);      Find the city before n[1] ..
    n[4]=1 + (n[2] % ncity);                .. and the city after n[2].
    for (j=1;j<=4;j++) {
        ii=iorder[n[j]];                    Find coordinates for the four cities in-
        xx[j]=x[ii];                       volved.
        yy[j]=y[ii];
    }
    de = -ALEN(xx[1],xx[3],yy[1],yy[3]);    Calculate cost of disconnecting the seg-
    de -= ALEN(xx[2],xx[4],yy[2],yy[4]);    ment at both ends and reconnecting
    de += ALEN(xx[1],xx[4],yy[1],yy[4]);    in the opposite order.
    de += ALEN(xx[2],xx[3],yy[2],yy[3]);
    return de;
}

```

```

void reverse(int iorder[], int ncity, int n[])

```

This routine performs a path segment reversal. iorder[1..ncity] is an input array giving the present itinerary. The vector n has as its first four elements the first and last cities n[1], n[2] of the path segment to be reversed, and the two cities n[3] and n[4] that immediately precede and follow this segment. n[3] and n[4] are found by function revcst. On output, iorder[1..ncity] contains the segment from n[1] to n[2] in reversed order.

```

{
    int nn,j,k,l,itmp;

    nn=(1+((n[2]-n[1]+ncity) % ncity))/2;   This many cities must be swapped to
    for (j=1;j<=nn;j++) {                  effect the reversal.
        k=1 + ((n[1]+j-2) % ncity);        Start at the ends of the segment and
        l=1 + ((n[2]-j+ncity) % ncity);    swap pairs of cities, moving toward
        itmp=iorder[k];                    the center.
        iorder[k]=iorder[l];
        iorder[l]=itmp;
    }
}

```

```
#include <math.h>
#define ALEN(a,b,c,d) sqrt(((b)-(a))*((b)-(a))+((d)-(c))*((d)-(c)))

float trncst(float x[], float y[], int iorder[], int ncity, int n[])
This routine returns the value of the cost function for a proposed path segment transport. ncity
is the number of cities, and arrays x[1..ncity] and y[1..ncity] give the city coordinates.
iorder[1..ncity] is an array giving the present itinerary. The first three elements of array
n give the starting and ending cities of the path to be transported, and the point among the
remaining cities after which it is to be inserted. On output, de is the cost of the change. The
actual transport is not performed by this routine.
{
    float xx[7],yy[7],de;
    int j,ii;

    n[4]=1 + (n[3] % ncity);
    n[5]=1 + ((n[1]+ncity-2) % ncity);
    n[6]=1 + (n[2] % ncity);
    for (j=1;j<=6;j++) {
        ii=iorder[n[j]];
        xx[j]=x[ii];
        yy[j]=y[ii];
    }
    de = -ALEN(xx[2],xx[6],yy[2],yy[6]);
    de -= ALEN(xx[1],xx[5],yy[1],yy[5]);
    de -= ALEN(xx[3],xx[4],yy[3],yy[4]);
    de += ALEN(xx[1],xx[3],yy[1],yy[3]);
    de += ALEN(xx[2],xx[4],yy[2],yy[4]);
    de += ALEN(xx[5],xx[6],yy[5],yy[6]);
    return de;
}
```

```
#include "nrutil.h"
```

```
void trnspt(int iorder[], int ncity, int n[])
This routine does the actual path transport, once metrop has approved. iorder[1..ncity]
is an input array giving the present itinerary. The array n has as its six elements the beginning
n[1] and end n[2] of the path to be transported, the adjacent cities n[3] and n[4] between
which the path is to be placed, and the cities n[5] and n[6] that precede and follow the path.
n[4], n[5], and n[6] are calculated by function trncst. On output, iorder is modified to
reflect the movement of the path segment.
{
    int m1,m2,m3,nn,j,jj,*jorder;

    jorder=ivector(1,ncity);
    m1=1 + ((n[2]-n[1]+ncity) % ncity);
    m2=1 + ((n[5]-n[4]+ncity) % ncity);
    m3=1 + ((n[3]-n[6]+ncity) % ncity);
    nn=1;
    for (j=1;j<=m1;j++) {
        jj=1 + ((j+n[1]-2) % ncity);
        jorder[nn++]=iorder[jj];
    }
    for (j=1;j<=m2;j++) {
        jj=1+((j+n[4]-2) % ncity);
        jorder[nn++]=iorder[jj];
    }
    for (j=1;j<=m3;j++) {
        jj=1 + ((j+n[6]-2) % ncity);
        jorder[nn++]=iorder[jj];
    }
    for (j=1;j<=ncity;j++)
        iorder[j]=jorder[j];
}
```

Sample page from NUMERICAL RECIPES IN C: THE ART OF SCIENTIFIC COMPUTING (ISBN 0-521-43108-5)  
 Copyright (C) 1988-1992 by Cambridge University Press. Programs Copyright (C) 1988-1992 by Numerical Recipes Software.  
 Permission is granted for internet users to make one paper copy for their own personal use. Further reproduction, or any copying of machine-  
 readable files (including this one), to any server computer, is strictly prohibited. To order Numerical Recipes books or CDROMs, visit website  
<http://www.nr.com> or call 1-800-872-7423 (North America only), or send email to [directcustserv@cambridge.org](mailto:directcustserv@cambridge.org) (outside North America).

```

    free_ivector(jorder,1,ncity);
}

#include <math.h>

int metrop(float de, float t)
Metropolis algorithm. metrop returns a boolean variable that issues a verdict on whether
to accept a reconfiguration that leads to a change de in the objective function e. If de<0,
metrop = 1 (true), while if de>0, metrop is only true with probability exp(-de/t), where
t is a temperature determined by the annealing schedule.
{
    float ran3(long *idum);
    static long gljdum=1;

    return de < 0.0 || ran3(&gljdum) < exp(-de/t);
}

```

## Continuous Minimization by Simulated Annealing

The basic ideas of simulated annealing are also applicable to optimization problems with continuous  $N$ -dimensional control spaces, e.g., finding the (ideally, global) minimum of some function  $f(\mathbf{x})$ , in the presence of many local minima, where  $\mathbf{x}$  is an  $N$ -dimensional vector. The four elements required by the Metropolis procedure are now as follows: The value of  $f$  is the objective function. The system state is the point  $\mathbf{x}$ . The control parameter  $T$  is, as before, something like a temperature, with an annealing schedule by which it is gradually reduced. And there must be a generator of random changes in the configuration, that is, a procedure for taking a random step from  $\mathbf{x}$  to  $\mathbf{x} + \Delta\mathbf{x}$ .

The last of these elements is the most problematical. The literature to date [7-10] describes several different schemes for choosing  $\Delta\mathbf{x}$ , none of which, in our view, inspire complete confidence. The problem is one of efficiency: A generator of random changes is inefficient if, *when local downhill moves exist*, it nevertheless almost always proposes an uphill move. A good generator, we think, should not become inefficient in narrow valleys; nor should it become more and more inefficient as convergence to a minimum is approached. Except possibly for [7], all of the schemes that we have seen are inefficient in one or both of these situations.

Our own way of doing simulated annealing minimization on continuous control spaces is to use a modification of the downhill simplex method (§10.4). This amounts to replacing the single point  $\mathbf{x}$  as a description of the system state by a simplex of  $N + 1$  points. The “moves” are the same as described in §10.4, namely reflections, expansions, and contractions of the simplex. The implementation of the Metropolis procedure is slightly subtle: We *add* a positive, logarithmically distributed random variable, proportional to the temperature  $T$ , to the stored function value associated with every vertex of the simplex, and we *subtract* a similar random variable from the function value of every new point that is tried as a replacement point. Like the ordinary Metropolis procedure, this method always accepts a true downhill step, but

sometimes accepts an uphill one. In the limit  $T \rightarrow 0$ , this algorithm reduces exactly to the downhill simplex method and converges to a local minimum.

At a finite value of  $T$ , the simplex expands to a scale that approximates the size of the region that can be reached at this temperature, and then executes a stochastic, tumbling Brownian motion within that region, sampling new, approximately random, points as it does so. The efficiency with which a region is explored is independent of its narrowness (for an ellipsoidal valley, the ratio of its principal axes) and orientation. If the temperature is reduced sufficiently slowly, it becomes highly likely that the simplex will shrink into that region containing the lowest relative minimum encountered.

As in all applications of simulated annealing, there can be quite a lot of problem-dependent subtlety in the phrase “sufficiently slowly”; success or failure is quite often determined by the choice of annealing schedule. Here are some possibilities worth trying:

- Reduce  $T$  to  $(1 - \epsilon)T$  after every  $m$  moves, where  $\epsilon/m$  is determined by experiment.
- Budget a total of  $K$  moves, and reduce  $T$  after every  $m$  moves to a value  $T = T_0(1 - k/K)^\alpha$ , where  $k$  is the cumulative number of moves thus far, and  $\alpha$  is a constant, say 1, 2, or 4. The optimal value for  $\alpha$  depends on the statistical distribution of relative minima of various depths. Larger values of  $\alpha$  spend more iterations at lower temperature.
- After every  $m$  moves, set  $T$  to  $\beta$  times  $f_1 - f_b$ , where  $\beta$  is an experimentally determined constant of order 1,  $f_1$  is the smallest function value currently represented in the simplex, and  $f_b$  is the best function ever encountered. However, never reduce  $T$  by more than some fraction  $\gamma$  at a time.

Another strategic question is whether to do an occasional *restart*, where a vertex of the simplex is discarded in favor of the “best-ever” point. (You must be sure that the best-ever point is not currently in the simplex when you do this!) We have found problems for which restarts — every time the temperature has decreased by a factor of 3, say — are highly beneficial; we have found other problems for which restarts have no positive, or a somewhat negative, effect.

You should compare the following routine, `amebsa`, with its counterpart `amoeba` in §10.4. Note that the argument `iter` is used in a somewhat different manner.

```
#include <math.h>
#include "nrutil.h"
#define GET_PSUM \
    for (n=1;n<=ndim;n++) {\
        for (sum=0.0,m=1;m<=mpts;m++) sum += p[m][n];\
        psum[n]=sum;}
extern long idum;           Defined and initialized in main.
float tt;                  Communicates with amotsa.

void ameba(float **p, float y[], int ndim, float pb[], float *yb, float ftol,
           float (*funkt)(float []), int *iter, float temptr)
Multidimensional minimization of the function funkt(x) where x[1..ndim] is a vector in
ndim dimensions, by simulated annealing combined with the downhill simplex method of Nelder
and Mead. The input matrix p[1..ndim+1][1..ndim] has ndim+1 rows, each an ndim-
dimensional vector which is a vertex of the starting simplex. Also input are the following: the
vector y[1..ndim+1], whose components must be pre-initialized to the values of funkt evalu-
ated at the ndim+1 vertices (rows) of p; ftol, the fractional convergence tolerance to be
achieved in the function value for an early return; iter, and temptr. The routine makes iter
function evaluations at an annealing temperature temptr, then returns. You should then de-
```

crease `temptr` according to your annealing schedule, reset `iter`, and call the routine again (leaving other arguments unaltered between calls). If `iter` is returned with a positive value, then early convergence and return occurred. If you initialize `yb` to a very large value on the first call, then `yb` and `pb[1..ndim]` will subsequently return the best function value and point ever encountered (even if it is no longer a point in the simplex).

```

{
    float amotsa(float **p, float y[], float psum[], int ndim, float pb[],
                float *yb, float (*funk)(float []), int ihi, float *yhi, float fac);
    float ran1(long *idum);
    int i, ihi, ilo, j, m, n, mpts=ndim+1;
    float rtol, sum, swap, yhi, ylo, ynhi, ysave, yt, ytry, *psum;

    psum=vector(1, ndim);
    tt = -temptr;
    GET_PSUM
    for (;;) {
        ilo=1;
        ihi=2;
        ynhi=ylo=y[1]+tt*log(ran1(&idum));
        yhi=y[2]+tt*log(ran1(&idum));
        if (ylo > yhi) {
            ihi=1;
            ilo=2;
            ynhi=yhi;
            yhi=ylo;
            ylo=ynhi;
        }
        for (i=3; i<=mpts; i++) {
            yt=y[i]+tt*log(ran1(&idum));
            if (yt <= ylo) {
                ilo=i;
                ylo=yt;
            }
            if (yt > yhi) {
                ynhi=yhi;
                ihi=i;
                yhi=yt;
            } else if (yt > ynhi) {
                ynhi=yt;
            }
        }
        rtol=2.0*fabs(yhi-ylo)/(fabs(yhi)+fabs(ylo));
        Compute the fractional range from highest to lowest and return if satisfactory.
        if (rtol < ftol || *iter < 0) {
            If returning, put best point and value in slot 1.
            swap=y[1];
            y[1]=y[ilo];
            y[ilo]=swap;
            for (n=1; n<=ndim; n++) {
                swap=p[1][n];
                p[1][n]=p[ilo][n];
                p[ilo][n]=swap;
            }
            break;
        }
        *iter -= 2;
        Begin a new iteration. First extrapolate by a factor -1 through the face of the simplex
        across from the high point, i.e., reflect the simplex from the high point.
        ytry=amotsa(p, y, psum, ndim, pb, yb, funk, ihi, &yhi, -1.0);
        if (ytry <= ylo) {
            Gives a result better than the best point, so try an additional extrapolation by a
            factor of 2.
            ytry=amotsa(p, y, psum, ndim, pb, yb, funk, ihi, &yhi, 2.0);
        } else if (ytry >= ynhi) {
            The reflected point is worse than the second-highest, so look for an intermediate

```

Sample page from NUMERICAL RECIPES IN C: THE ART OF SCIENTIFIC COMPUTING (ISBN 0-521-43108-5)  
 Copyright (C) 1988-1992 by Cambridge University Press. Programs Copyright (C) 1988-1992 by Numerical Recipes Software.  
 Permission is granted for internet users to make one paper copy for their own personal use. Further reproduction, or any copying of machine-  
 readable files (including this one), to any server computer, is strictly prohibited. To order Numerical Recipes books or CDROMs, visit website  
<http://www.nr.com> or call 1-800-872-7423 (North America only), or send email to [directcustserv@cambridge.org](mailto:directcustserv@cambridge.org) (outside North America).

```

lower point, i.e., do a one-dimensional contraction.
ysave=yhi;
ytry=amotsa(p,y,psum,ndim,pb,yb,funk,ihl,&yhi,0.5);
if (ytry >= ysave) {          Can't seem to get rid of that high point.
    for (i=1;i<=mpts;i++) {    Better contract around the lowest
        if (i != ilo) {       (best) point.
            for (j=1;j<=ndim;j++) {
                psum[j]=0.5*(p[i][j]+p[ilo][j]);
                p[i][j]=psum[j];
            }
            y[i]=(*funk)(psum);
        }
    }
    *iter -= ndim;             Recompute psum.
    GET_PSUM
}
} else ++(*iter);            Correct the evaluation count.
}
free_vector(psum,1,ndim);
}

#include <math.h>
#include "nrutil.h"

extern long idum;              Defined and initialized in main.
extern float tt;              Defined in ambsa.

float amotsa(float **p, float y[], float psum[], int ndim, float pb[],
float *yb, float (*funk)(float []), int ihl, float *yhi, float fac)
Extrapolates by a factor fac through the face of the simplex across from the high point, tries
it, and replaces the high point if the new point is better.
{
    float ran1(long *idum);
    int j;
    float fac1,fac2,yflu,ytry,*ptry;

    ptry=vector(1,ndim);
    fac1=(1.0-fac)/ndim;
    fac2=fac1-fac;
    for (j=1;j<=ndim;j++)
        ptry[j]=psum[j]*fac1-p[ihl][j]*fac2;
    ytry=(*funk)(ptry);
    if (ytry <= *yb) {          Save the best-ever.
        for (j=1;j<=ndim;j++) pb[j]=ptry[j];
        *yb=ytry;
    }
    yflu=ytry-tt*log(ran1(&idum));    We added a thermal fluctuation to all the current
    if (yflu < *yhi) {          vertices, but we subtract it here, so as to give
        y[ihl]=ytry;           the simplex a thermal Brownian motion: It
        *yhi=yflu;             likes to accept any suggested change.
        for (j=1;j<=ndim;j++) {
            psum[j] += ptry[j]-p[ihl][j];
            p[ihl][j]=ptry[j];
        }
    }
    free_vector(ptry,1,ndim);
    return yflu;
}

```

There is not yet enough practical experience with the method of simulated annealing to say definitively what its future place among optimization methods

will be. The method has several extremely attractive features, rather unique when compared with other optimization techniques.

First, it is not “greedy,” in the sense that it is not easily fooled by the quick payoff achieved by falling into unfavorable local minima. Provided that sufficiently general reconfigurations are given, it wanders freely among local minima of depth less than about  $T$ . As  $T$  is lowered, the number of such minima qualifying for frequent visits is gradually reduced.

Second, configuration decisions tend to proceed in a logical order. Changes that cause the greatest energy differences are sifted over when the control parameter  $T$  is large. These decisions become more permanent as  $T$  is lowered, and attention then shifts more to smaller refinements in the solution. For example, in the traveling salesman problem with the Mississippi River twist, if  $\lambda$  is large, a decision to cross the Mississippi only twice is made at high  $T$ , while the specific routes on each side of the river are determined only at later stages.

The analogies to thermodynamics may be pursued to a greater extent than we have done here. Quantities analogous to specific heat and entropy may be defined, and these can be useful in monitoring the progress of the algorithm towards an acceptable solution. Information on this subject is found in [1].

#### CITED REFERENCES AND FURTHER READING:

- Kirkpatrick, S., Gelatt, C.D., and Vecchi, M.P. 1983, *Science*, vol. 220, pp. 671–680. [1]  
 Kirkpatrick, S. 1984, *Journal of Statistical Physics*, vol. 34, pp. 975–986. [2]  
 Vecchi, M.P. and Kirkpatrick, S. 1983, *IEEE Transactions on Computer Aided Design*, vol. CAD-2, pp. 215–222. [3]  
 Otten, R.H.J.M., and van Ginneken, L.P.P.P. 1989, *The Annealing Algorithm* (Boston: Kluwer) [contains many references to the literature]. [4]  
 Metropolis, N., Rosenbluth, A., Rosenbluth, M., Teller A., and Teller, E. 1953, *Journal of Chemical Physics*, vol. 21, pp. 1087–1092. [5]  
 Lin, S. 1965, *Bell System Technical Journal*, vol. 44, pp. 2245–2269. [6]  
 Vanderbilt, D., and Louie, S.G. 1984, *Journal of Computational Physics*, vol. 56, pp. 259–271. [7]  
 Bohachevsky, I.O., Johnson, M.E., and Stein, M.L. 1986, *Technometrics*, vol. 28, pp. 209–217. [8]  
 Corana, A., Marchesi, M., Martini, C., and Ridella, S. 1987, *ACM Transactions on Mathematical Software*, vol. 13, pp. 262–280. [9]  
 Bélisle, C.J.P., Romeijn, H.E., and Smith, R.L. 1990, Technical Report 90–25, Department of Industrial and Operations Engineering, University of Michigan, submitted to *Mathematical Programming*. [10]  
 Christofides, N., Mingozi, A., Toth, P., and Sandi, C. (eds.) 1979, *Combinatorial Optimization* (London and New York: Wiley-Interscience) [not simulated annealing, but other topics and algorithms].



# Chapter 11. Eigensystems

## 11.0 Introduction

An  $N \times N$  matrix  $\mathbf{A}$  is said to have an *eigenvector*  $\mathbf{x}$  and corresponding *eigenvalue*  $\lambda$  if

$$\mathbf{A} \cdot \mathbf{x} = \lambda \mathbf{x} \quad (11.0.1)$$

Obviously any multiple of an eigenvector  $\mathbf{x}$  will also be an eigenvector, but we won't consider such multiples as being distinct eigenvectors. (The zero vector is not considered to be an eigenvector at all.) Evidently (11.0.1) can hold only if

$$\det |\mathbf{A} - \lambda \mathbf{I}| = 0 \quad (11.0.2)$$

which, if expanded out, is an  $N$ th degree polynomial in  $\lambda$  whose roots are the eigenvalues. This proves that there are always  $N$  (not necessarily distinct) eigenvalues. Equal eigenvalues coming from multiple roots are called *degenerate*. Root-searching in the characteristic equation (11.0.2) is usually a very poor computational method for finding eigenvalues. We will learn much better ways in this chapter, as well as efficient ways for finding corresponding eigenvectors.

The above two equations also prove that every one of the  $N$  eigenvalues has a (not necessarily distinct) corresponding eigenvector: If  $\lambda$  is set to an eigenvalue, then the matrix  $\mathbf{A} - \lambda \mathbf{I}$  is singular, and we know that every singular matrix has at least one nonzero vector in its nullspace (see §2.6 on singular value decomposition).

If you add  $\tau \mathbf{x}$  to both sides of (11.0.1), you will easily see that the eigenvalues of any matrix can be changed or *shifted* by an additive constant  $\tau$  by adding to the matrix that constant times the identity matrix. The eigenvectors are unchanged by this shift. Shifting, as we will see, is an important part of many algorithms for computing eigenvalues. We see also that there is no special significance to a zero eigenvalue. Any eigenvalue can be shifted to zero, or any zero eigenvalue can be shifted away from zero.

Sample page from NUMERICAL RECIPES IN C: THE ART OF SCIENTIFIC COMPUTING (ISBN 0-521-43108-5)  
Copyright (C) 1988-1992 by Cambridge University Press. Programs Copyright (C) 1988-1992 by Numerical Recipes Software.  
Permission is granted for internet users to make one paper copy for their own personal use. Further reproduction, or any copying of machine-readable files (including this one), to any server computer, is strictly prohibited. To order Numerical Recipes books or CDROMs, visit website <http://www.nr.com> or call 1-800-872-7423 (North America only), or send email to [directcustserv@cambridge.org](mailto:directcustserv@cambridge.org) (outside North America).

### Definitions and Basic Facts

A matrix is called *symmetric* if it is equal to its transpose,

$$\mathbf{A} = \mathbf{A}^T \quad \text{or} \quad a_{ij} = a_{ji} \quad (11.0.3)$$

It is called *Hermitian* or *self-adjoint* if it equals the complex-conjugate of its transpose (its *Hermitian conjugate*, denoted by “ $\dagger$ ”)

$$\mathbf{A} = \mathbf{A}^\dagger \quad \text{or} \quad a_{ij} = a_{ji}^* \quad (11.0.4)$$

It is termed *orthogonal* if its transpose equals its inverse,

$$\mathbf{A}^T \cdot \mathbf{A} = \mathbf{A} \cdot \mathbf{A}^T = \mathbf{1} \quad (11.0.5)$$

and *unitary* if its Hermitian conjugate equals its inverse. Finally, a matrix is called *normal* if it *commutes* with its Hermitian conjugate,

$$\mathbf{A} \cdot \mathbf{A}^\dagger = \mathbf{A}^\dagger \cdot \mathbf{A} \quad (11.0.6)$$

For real matrices, Hermitian means the same as symmetric, unitary means the same as orthogonal, and *both* of these distinct classes are normal.

The reason that “Hermitian” is an important concept has to do with eigenvalues. The eigenvalues of a Hermitian matrix are all real. In particular, the eigenvalues of a real symmetric matrix are all real. Contrariwise, the eigenvalues of a real nonsymmetric matrix may include real values, but may also include pairs of complex conjugate values; and the eigenvalues of a complex matrix that is not Hermitian will in general be complex.

The reason that “normal” is an important concept has to do with the eigenvectors. The eigenvectors of a normal matrix with nondegenerate (i.e., distinct) eigenvalues are complete and orthogonal, spanning the  $N$ -dimensional vector space. For a normal matrix with degenerate eigenvalues, we have the additional freedom of replacing the eigenvectors corresponding to a degenerate eigenvalue by linear combinations of themselves. Using this freedom, we can always perform Gram-Schmidt orthogonalization (consult any linear algebra text) and *find* a set of eigenvectors that are complete and orthogonal, just as in the nondegenerate case. The matrix whose columns are an orthonormal set of eigenvectors is evidently unitary. A special case is that the matrix of eigenvectors of a real, symmetric matrix is orthogonal, since the eigenvectors of that matrix are all real.

When a matrix is not normal, as typified by any random, nonsymmetric, real matrix, then in general we cannot find *any* orthonormal set of eigenvectors, nor even any pairs of eigenvectors that are orthogonal (except perhaps by rare chance). While the  $N$  non-orthonormal eigenvectors will “usually” span the  $N$ -dimensional vector space, they do not always do so; that is, the eigenvectors are not always complete. Such a matrix is said to be *defective*.

## Left and Right Eigenvectors

While the eigenvectors of a non-normal matrix are not particularly orthogonal among themselves, they *do* have an orthogonality relation with a different set of vectors, which we must now define. Up to now our eigenvectors have been column vectors that are multiplied to the right of a matrix  $\mathbf{A}$ , as in (11.0.1). These, more explicitly, are termed *right eigenvectors*. We could also, however, try to find row vectors, which multiply  $\mathbf{A}$  to the left and satisfy

$$\mathbf{x} \cdot \mathbf{A} = \lambda \mathbf{x} \quad (11.0.7)$$

These are called *left eigenvectors*. By taking the transpose of equation (11.0.7), we see that every left eigenvector is the transpose of a right eigenvector of *the transpose of  $\mathbf{A}$* . Now by comparing to (11.0.2), and using the fact that the determinant of a matrix equals the determinant of its transpose, we also see that the left and right *eigenvalues* of  $\mathbf{A}$  are identical.

If the matrix  $\mathbf{A}$  is symmetric, then the left and right eigenvectors are just transposes of each other, that is, have the same numerical values as components. Likewise, if the matrix is self-adjoint, the left and right eigenvectors are Hermitian conjugates of each other. For the general nonnormal case, however, we have the following calculation: Let  $\mathbf{X}_R$  be the matrix formed by columns from the right eigenvectors, and  $\mathbf{X}_L$  be the matrix formed by rows from the left eigenvectors. Then (11.0.1) and (11.0.7) can be rewritten as

$$\mathbf{A} \cdot \mathbf{X}_R = \mathbf{X}_R \cdot \text{diag}(\lambda_1 \dots \lambda_N) \quad \mathbf{X}_L \cdot \mathbf{A} = \text{diag}(\lambda_1 \dots \lambda_N) \cdot \mathbf{X}_L \quad (11.0.8)$$

Multiplying the first of these equations on the left by  $\mathbf{X}_L$ , the second on the right by  $\mathbf{X}_R$ , and subtracting the two, gives

$$(\mathbf{X}_L \cdot \mathbf{X}_R) \cdot \text{diag}(\lambda_1 \dots \lambda_N) = \text{diag}(\lambda_1 \dots \lambda_N) \cdot (\mathbf{X}_L \cdot \mathbf{X}_R) \quad (11.0.9)$$

This says that the matrix of dot products of the left and right eigenvectors commutes with the diagonal matrix of eigenvalues. But the only matrices that commute with a diagonal matrix of *distinct elements* are themselves diagonal. Thus, if the eigenvalues are nondegenerate, each left eigenvector is orthogonal to all right eigenvectors except its corresponding one, and vice versa. By choice of normalization, the dot products of corresponding left and right eigenvectors can always be made unity for any matrix with nondegenerate eigenvalues.

If some eigenvalues are degenerate, then either the left or the right eigenvectors corresponding to a degenerate eigenvalue must be linearly combined among themselves to achieve orthogonality with the right or left ones, respectively. This can always be done by a procedure akin to Gram-Schmidt orthogonalization. The normalization can then be adjusted to give unity for the nonzero dot products between corresponding left and right eigenvectors. If the dot product of corresponding left and right eigenvectors is zero at this stage, then you have a case where the eigenvectors are incomplete! Note that incomplete eigenvectors can occur only where there are degenerate eigenvalues, but do not always occur in such cases (in fact, never occur for the class of “normal” matrices). See [1] for a clear discussion.

In both the degenerate and nondegenerate cases, the final normalization to unity of all nonzero dot products produces the result: The matrix whose rows are left eigenvectors is the inverse matrix of the matrix whose columns are right eigenvectors, *if the inverse exists*.

### Diagonalization of a Matrix

Multiplying the first equation in (11.0.8) by  $\mathbf{X}_L$ , and using the fact that  $\mathbf{X}_L$  and  $\mathbf{X}_R$  are matrix inverses, we get

$$\mathbf{X}_R^{-1} \cdot \mathbf{A} \cdot \mathbf{X}_R = \text{diag}(\lambda_1 \dots \lambda_N) \quad (11.0.10)$$

This is a particular case of a *similarity transform* of the matrix  $\mathbf{A}$ ,

$$\mathbf{A} \rightarrow \mathbf{Z}^{-1} \cdot \mathbf{A} \cdot \mathbf{Z} \quad (11.0.11)$$

for some transformation matrix  $\mathbf{Z}$ . Similarity transformations play a crucial role in the computation of eigenvalues, because they leave the eigenvalues of a matrix unchanged. This is easily seen from

$$\begin{aligned} \det |\mathbf{Z}^{-1} \cdot \mathbf{A} \cdot \mathbf{Z} - \lambda \mathbf{1}| &= \det |\mathbf{Z}^{-1} \cdot (\mathbf{A} - \lambda \mathbf{1}) \cdot \mathbf{Z}| \\ &= \det |\mathbf{Z}| \det |\mathbf{A} - \lambda \mathbf{1}| \det |\mathbf{Z}^{-1}| \\ &= \det |\mathbf{A} - \lambda \mathbf{1}| \end{aligned} \quad (11.0.12)$$

Equation (11.0.10) shows that any matrix with complete eigenvectors (which includes all normal matrices and “most” random nonnormal ones) can be diagonalized by a similarity transformation, that the columns of the transformation matrix that effects the diagonalization are the right eigenvectors, and that the rows of its inverse are the left eigenvectors.

For real, symmetric matrices, the eigenvectors are real and orthonormal, so the transformation matrix is orthogonal. The similarity transformation is then also an *orthogonal transformation* of the form

$$\mathbf{A} \rightarrow \mathbf{Z}^T \cdot \mathbf{A} \cdot \mathbf{Z} \quad (11.0.13)$$

While real nonsymmetric matrices can be diagonalized in their usual case of complete eigenvectors, the transformation matrix is not necessarily real. It turns out, however, that a real similarity transformation can “almost” do the job. It can reduce the matrix down to a form with little two-by-two blocks along the diagonal, all other elements zero. Each two-by-two block corresponds to a complex-conjugate pair of complex eigenvalues. We will see this idea exploited in some routines given later in the chapter.

The “grand strategy” of virtually all modern eigensystem routines is to nudge the matrix  $\mathbf{A}$  towards diagonal form by a sequence of similarity transformations,

$$\begin{aligned} \mathbf{A} &\rightarrow \mathbf{P}_1^{-1} \cdot \mathbf{A} \cdot \mathbf{P}_1 \rightarrow \mathbf{P}_2^{-1} \cdot \mathbf{P}_1^{-1} \cdot \mathbf{A} \cdot \mathbf{P}_1 \cdot \mathbf{P}_2 \\ &\rightarrow \mathbf{P}_3^{-1} \cdot \mathbf{P}_2^{-1} \cdot \mathbf{P}_1^{-1} \cdot \mathbf{A} \cdot \mathbf{P}_1 \cdot \mathbf{P}_2 \cdot \mathbf{P}_3 \rightarrow \text{etc.} \end{aligned} \quad (11.0.14)$$

If we get all the way to diagonal form, then the eigenvectors are the columns of the accumulated transformation

$$\mathbf{X}_R = \mathbf{P}_1 \cdot \mathbf{P}_2 \cdot \mathbf{P}_3 \cdot \dots \quad (11.0.15)$$

Sometimes we do not want to go all the way to diagonal form. For example, if we are interested only in eigenvalues, not eigenvectors, it is enough to transform the matrix  $\mathbf{A}$  to be triangular, with all elements below (or above) the diagonal zero. In this case the diagonal elements are already the eigenvalues, as you can see by mentally evaluating (11.0.2) using expansion by minors.

There are two rather different sets of techniques for implementing the grand strategy (11.0.14). It turns out that they work rather well in combination, so most modern eigensystem routines use both. The first set of techniques constructs individual  $\mathbf{P}_i$ 's as explicit "atomic" transformations designed to perform specific tasks, for example zeroing a particular off-diagonal element (Jacobi transformation, §11.1), or a whole particular row or column (Householder transformation, §11.2; elimination method, §11.5). In general, a finite sequence of these simple transformations cannot completely diagonalize a matrix. There are then two choices: either use the finite sequence of transformations to go most of the way (e.g., to some special form like *tridiagonal* or *Hessenberg*, see §11.2 and §11.5 below) and follow up with the second set of techniques about to be mentioned; or else iterate the finite sequence of simple transformations over and over until the deviation of the matrix from diagonal is negligibly small. This latter approach is conceptually simplest, so we will discuss it in the next section; however, for  $N$  greater than  $\sim 10$ , it is computationally inefficient by a roughly constant factor  $\sim 5$ .

The second set of techniques, called *factorization methods*, is more subtle. Suppose that the matrix  $\mathbf{A}$  can be factored into a left factor  $\mathbf{F}_L$  and a right factor  $\mathbf{F}_R$ . Then

$$\mathbf{A} = \mathbf{F}_L \cdot \mathbf{F}_R \quad \text{or equivalently} \quad \mathbf{F}_L^{-1} \cdot \mathbf{A} = \mathbf{F}_R \quad (11.0.16)$$

If we now multiply back together the factors in the reverse order, and use the second equation in (11.0.16) we get

$$\mathbf{F}_R \cdot \mathbf{F}_L = \mathbf{F}_L^{-1} \cdot \mathbf{A} \cdot \mathbf{F}_L \quad (11.0.17)$$

which we recognize as having effected a similarity transformation on  $\mathbf{A}$  with the transformation matrix being  $\mathbf{F}_L$ ! In §11.3 and §11.6 we will discuss the *QR method* which exploits this idea.

Factorization methods also do not converge exactly in a finite number of transformations. But the better ones do converge rapidly and reliably, and, when following an appropriate initial reduction by simple similarity transformations, they are the methods of choice.

## “Eigenpackages of Canned Eigenroutines”

You have probably gathered by now that the solution of eigensystems is a fairly complicated business. It is. It is one of the few subjects covered in this book for which we do *not* recommend that you avoid canned routines. On the contrary, the purpose of this chapter is precisely to give you some appreciation of what is going on inside such canned routines, so that you can make intelligent choices about using them, and intelligent diagnoses when something goes wrong.

You will find that almost all canned routines in use nowadays trace their ancestry back to routines published in Wilkinson and Reinsch’s *Handbook for Automatic Computation, Vol. II, Linear Algebra* [2]. This excellent reference, containing papers by a number of authors, is the Bible of the field. A public-domain implementation of the *Handbook* routines in FORTRAN is the EISPACK set of programs [3]. The routines in this chapter are translations of either the *Handbook* or EISPACK routines, so understanding these will take you a lot of the way towards understanding those canonical packages.

IMSL [4] and NAG [5] each provide proprietary implementations, in FORTRAN, of what are essentially the *Handbook* routines.

A good “eigenpackage” will provide separate routines, or separate paths through sequences of routines, for the following desired calculations:

- all eigenvalues and no eigenvectors
- all eigenvalues and some corresponding eigenvectors
- all eigenvalues and all corresponding eigenvectors

The purpose of these distinctions is to save compute time and storage; it is wasteful to calculate eigenvectors that you don’t need. Often one is interested only in the eigenvectors corresponding to the largest few eigenvalues, or largest few in magnitude, or few that are negative. The method usually used to calculate “some” eigenvectors is typically more efficient than calculating all eigenvectors if you desire fewer than about a quarter of the eigenvectors.

A good eigenpackage also provides separate paths for each of the above calculations for each of the following special forms of the matrix:

- real, symmetric, tridiagonal
- real, symmetric, banded (only a small number of sub- and superdiagonals are nonzero)
- real, symmetric
- real, nonsymmetric
- complex, Hermitian
- complex, non-Hermitian

Again, the purpose of these distinctions is to save time and storage by using the *least* general routine that will serve in any particular application.

In this chapter, as a bare introduction, we give good routines for the following paths:

- all eigenvalues and eigenvectors of a real, symmetric, tridiagonal matrix (§11.3)
- all eigenvalues and eigenvectors of a real, symmetric, matrix (§11.1–§11.3)
- all eigenvalues and eigenvectors of a complex, Hermitian matrix (§11.4)
- all eigenvalues and no eigenvectors of a real, nonsymmetric matrix (§11.5–

§11.6)

We also discuss, in §11.7, how to obtain some eigenvectors of nonsymmetric matrices by the method of inverse iteration.

### Generalized and Nonlinear Eigenvalue Problems

Many eigenpackages also deal with the so-called *generalized eigenproblem*, [6]

$$\mathbf{A} \cdot \mathbf{x} = \lambda \mathbf{B} \cdot \mathbf{x} \quad (11.0.18)$$

where  $\mathbf{A}$  and  $\mathbf{B}$  are both matrices. Most such problems, where  $\mathbf{B}$  is nonsingular, can be handled by the equivalent

$$(\mathbf{B}^{-1} \cdot \mathbf{A}) \cdot \mathbf{x} = \lambda \mathbf{x} \quad (11.0.19)$$

Often  $\mathbf{A}$  and  $\mathbf{B}$  are symmetric and  $\mathbf{B}$  is positive definite. The matrix  $\mathbf{B}^{-1} \cdot \mathbf{A}$  in (11.0.19) is not symmetric, but we can recover a symmetric eigenvalue problem by using the Cholesky decomposition  $\mathbf{B} = \mathbf{L} \cdot \mathbf{L}^T$  of §2.9. Multiplying equation (11.0.18) by  $\mathbf{L}^{-1}$ , we get

$$\mathbf{C} \cdot (\mathbf{L}^T \cdot \mathbf{x}) = \lambda (\mathbf{L}^T \cdot \mathbf{x}) \quad (11.0.20)$$

where

$$\mathbf{C} = \mathbf{L}^{-1} \cdot \mathbf{A} \cdot (\mathbf{L}^{-1})^T \quad (11.0.21)$$

The matrix  $\mathbf{C}$  is symmetric and its eigenvalues are the same as those of the original problem (11.0.18); its eigenfunctions are  $\mathbf{L}^T \cdot \mathbf{x}$ . The efficient way to form  $\mathbf{C}$  is first to solve the equation

$$\mathbf{Y} \cdot \mathbf{L}^T = \mathbf{A} \quad (11.0.22)$$

for the lower triangle of the matrix  $\mathbf{Y}$ . Then solve

$$\mathbf{L} \cdot \mathbf{C} = \mathbf{Y} \quad (11.0.23)$$

for the lower triangle of the symmetric matrix  $\mathbf{C}$ .

Another generalization of the standard eigenvalue problem is to problems nonlinear in the eigenvalue  $\lambda$ , for example,

$$(\mathbf{A}\lambda^2 + \mathbf{B}\lambda + \mathbf{C}) \cdot \mathbf{x} = 0 \quad (11.0.24)$$

This can be turned into a linear problem by introducing an additional unknown eigenvector  $\mathbf{y}$  and solving the  $2N \times 2N$  eigensystem,

$$\begin{pmatrix} 0 & \mathbf{1} \\ -\mathbf{A}^{-1} \cdot \mathbf{C} & -\mathbf{A}^{-1} \cdot \mathbf{B} \end{pmatrix} \cdot \begin{pmatrix} \mathbf{x} \\ \mathbf{y} \end{pmatrix} = \lambda \begin{pmatrix} \mathbf{x} \\ \mathbf{y} \end{pmatrix} \quad (11.0.25)$$

This technique generalizes to higher-order polynomials in  $\lambda$ . A polynomial of degree  $M$  produces a linear  $MN \times MN$  eigensystem (see [7]).

## CITED REFERENCES AND FURTHER READING:

- Stoer, J., and Bulirsch, R. 1980, *Introduction to Numerical Analysis* (New York: Springer-Verlag), Chapter 6. [1]
- Wilkinson, J.H., and Reinsch, C. 1971, *Linear Algebra*, vol. II of *Handbook for Automatic Computation* (New York: Springer-Verlag). [2]
- Smith, B.T., et al. 1976, *Matrix Eigensystem Routines — EISPACK Guide*, 2nd ed., vol. 6 of *Lecture Notes in Computer Science* (New York: Springer-Verlag). [3]
- IMSL Math/Library Users Manual* (IMSL Inc., 2500 CityWest Boulevard, Houston TX 77042). [4]
- NAG Fortran Library* (Numerical Algorithms Group, 256 Banbury Road, Oxford OX27DE, U.K.), Chapter F02. [5]
- Golub, G.H., and Van Loan, C.F. 1989, *Matrix Computations*, 2nd ed. (Baltimore: Johns Hopkins University Press), §7.7. [6]
- Wilkinson, J.H. 1965, *The Algebraic Eigenvalue Problem* (New York: Oxford University Press). [7]
- Acton, F.S. 1970, *Numerical Methods That Work*; 1990, corrected edition (Washington: Mathematical Association of America), Chapter 13.
- Horn, R.A., and Johnson, C.R. 1985, *Matrix Analysis* (Cambridge: Cambridge University Press).

## 11.1 Jacobi Transformations of a Symmetric Matrix

The Jacobi method consists of a sequence of orthogonal similarity transformations of the form of equation (11.0.14). Each transformation (a *Jacobi rotation*) is just a plane rotation designed to annihilate one of the off-diagonal matrix elements. Successive transformations undo previously set zeros, but the off-diagonal elements nevertheless get smaller and smaller, until the matrix is diagonal to machine precision. Accumulating the product of the transformations as you go gives the matrix of eigenvectors, equation (11.0.15), while the elements of the final diagonal matrix are the eigenvalues.

The Jacobi method is absolutely foolproof for all real symmetric matrices. For matrices of order greater than about 10, say, the algorithm is slower, by a significant constant factor, than the *QR* method we shall give in §11.3. However, the Jacobi algorithm is much simpler than the more efficient methods. We thus recommend it for matrices of moderate order, where expense is not a major consideration.

The basic Jacobi rotation  $\mathbf{P}_{pq}$  is a matrix of the form

$$\mathbf{P}_{pq} = \begin{bmatrix} 1 & & & & & & & & \\ & \dots & & & & & & & \\ & & c & \dots & s & & & & \\ & & \vdots & 1 & \vdots & & & & \\ & & -s & \dots & c & & & & \\ & & & & & \dots & & & \\ & & & & & & & & 1 \end{bmatrix} \quad (11.1.1)$$

Here all the diagonal elements are unity except for the two elements  $c$  in rows (and columns)  $p$  and  $q$ . All off-diagonal elements are zero except the two elements  $s$  and  $-s$ . The numbers  $c$  and  $s$  are the cosine and sine of a rotation angle  $\phi$ , so  $c^2 + s^2 = 1$ .



## CITED REFERENCES AND FURTHER READING:

- Stoer, J., and Bulirsch, R. 1980, *Introduction to Numerical Analysis* (New York: Springer-Verlag), Chapter 6. [1]
- Wilkinson, J.H., and Reinsch, C. 1971, *Linear Algebra*, vol. II of *Handbook for Automatic Computation* (New York: Springer-Verlag). [2]
- Smith, B.T., et al. 1976, *Matrix Eigensystem Routines — EISPACK Guide*, 2nd ed., vol. 6 of *Lecture Notes in Computer Science* (New York: Springer-Verlag). [3]
- IMSL Math/Library Users Manual* (IMSL Inc., 2500 CityWest Boulevard, Houston TX 77042). [4]
- NAG Fortran Library* (Numerical Algorithms Group, 256 Banbury Road, Oxford OX27DE, U.K.), Chapter F02. [5]
- Golub, G.H., and Van Loan, C.F. 1989, *Matrix Computations*, 2nd ed. (Baltimore: Johns Hopkins University Press), §7.7. [6]
- Wilkinson, J.H. 1965, *The Algebraic Eigenvalue Problem* (New York: Oxford University Press). [7]
- Acton, F.S. 1970, *Numerical Methods That Work*; 1990, corrected edition (Washington: Mathematical Association of America), Chapter 13.
- Horn, R.A., and Johnson, C.R. 1985, *Matrix Analysis* (Cambridge: Cambridge University Press).

## 11.1 Jacobi Transformations of a Symmetric Matrix

The Jacobi method consists of a sequence of orthogonal similarity transformations of the form of equation (11.0.14). Each transformation (a *Jacobi rotation*) is just a plane rotation designed to annihilate one of the off-diagonal matrix elements. Successive transformations undo previously set zeros, but the off-diagonal elements nevertheless get smaller and smaller, until the matrix is diagonal to machine precision. Accumulating the product of the transformations as you go gives the matrix of eigenvectors, equation (11.0.15), while the elements of the final diagonal matrix are the eigenvalues.

The Jacobi method is absolutely foolproof for all real symmetric matrices. For matrices of order greater than about 10, say, the algorithm is slower, by a significant constant factor, than the *QR* method we shall give in §11.3. However, the Jacobi algorithm is much simpler than the more efficient methods. We thus recommend it for matrices of moderate order, where expense is not a major consideration.

The basic Jacobi rotation  $\mathbf{P}_{pq}$  is a matrix of the form

$$\mathbf{P}_{pq} = \begin{bmatrix} 1 & & & & & & & & \\ & \cdots & & & & & & & \\ & & c & \cdots & s & & & & \\ & & \vdots & 1 & \vdots & & & & \\ & & -s & \cdots & c & & & & \\ & & & & & \cdots & & & \\ & & & & & & & & 1 \end{bmatrix} \quad (11.1.1)$$

Here all the diagonal elements are unity except for the two elements  $c$  in rows (and columns)  $p$  and  $q$ . All off-diagonal elements are zero except the two elements  $s$  and  $-s$ . The numbers  $c$  and  $s$  are the cosine and sine of a rotation angle  $\phi$ , so  $c^2 + s^2 = 1$ .

A plane rotation such as (11.1.1) is used to transform the matrix  $\mathbf{A}$  according to

$$\mathbf{A}' = \mathbf{P}_{pq}^T \cdot \mathbf{A} \cdot \mathbf{P}_{pq} \quad (11.1.2)$$

Now,  $\mathbf{P}_{pq}^T \cdot \mathbf{A}$  changes only rows  $p$  and  $q$  of  $\mathbf{A}$ , while  $\mathbf{A} \cdot \mathbf{P}_{pq}$  changes only columns  $p$  and  $q$ . Notice that the subscripts  $p$  and  $q$  do not denote components of  $\mathbf{P}_{pq}$ , but rather label which kind of rotation the matrix is, i.e., which rows and columns it affects. Thus the changed elements of  $\mathbf{A}$  in (11.1.2) are only in the  $p$  and  $q$  rows and columns indicated below:

$$\mathbf{A}' = \begin{bmatrix} \cdots & a'_{1p} & \cdots & a'_{1q} & \cdots \\ \vdots & \vdots & & \vdots & \vdots \\ a'_{p1} & \cdots & a'_{pp} & \cdots & a'_{pq} & \cdots & a'_{pn} \\ \vdots & & \vdots & & \vdots & & \vdots \\ a'_{q1} & \cdots & a'_{qp} & \cdots & a'_{qq} & \cdots & a'_{qn} \\ \vdots & & \vdots & & \vdots & & \vdots \\ \cdots & a'_{np} & \cdots & a'_{nq} & \cdots \end{bmatrix} \quad (11.1.3)$$

Multiplying out equation (11.1.2) and using the symmetry of  $\mathbf{A}$ , we get the explicit formulas

$$a'_{rp} = ca_{rp} - sa_{rq} \quad r \neq p, r \neq q \quad (11.1.4)$$

$$a'_{rq} = ca_{rq} + sa_{rp}$$

$$a'_{pp} = c^2 a_{pp} + s^2 a_{qq} - 2sca_{pq} \quad (11.1.5)$$

$$a'_{qq} = s^2 a_{pp} + c^2 a_{qq} + 2sca_{pq} \quad (11.1.6)$$

$$a'_{pq} = (c^2 - s^2)a_{pq} + sc(a_{pp} - a_{qq}) \quad (11.1.7)$$

The idea of the Jacobi method is to try to zero the off-diagonal elements by a series of plane rotations. Accordingly, to set  $a'_{pq} = 0$ , equation (11.1.7) gives the following expression for the rotation angle  $\phi$

$$\theta \equiv \cot 2\phi \equiv \frac{c^2 - s^2}{2sc} = \frac{a_{qq} - a_{pp}}{2a_{pq}} \quad (11.1.8)$$

If we let  $t \equiv s/c$ , the definition of  $\theta$  can be rewritten

$$t^2 + 2t\theta - 1 = 0 \quad (11.1.9)$$

The smaller root of this equation corresponds to a rotation angle less than  $\pi/4$  in magnitude; this choice at each stage gives the most stable reduction. Using the form of the quadratic formula with the discriminant in the denominator, we can write this smaller root as

$$t = \frac{\text{sgn}(\theta)}{|\theta| + \sqrt{\theta^2 + 1}} \quad (11.1.10)$$

If  $\theta$  is so large that  $\theta^2$  would overflow on the computer, we set  $t = 1/(2\theta)$ . It now follows that

$$c = \frac{1}{\sqrt{t^2 + 1}} \quad (11.1.11)$$

$$s = tc \quad (11.1.12)$$

When we actually use equations (11.1.4)–(11.1.7) numerically, we rewrite them to minimize roundoff error. Equation (11.1.7) is replaced by

$$a'_{pq} = 0 \quad (11.1.13)$$

The idea in the remaining equations is to set the new quantity equal to the old quantity plus a small correction. Thus we can use (11.1.7) and (11.1.13) to eliminate  $a_{qq}$  from (11.1.5), giving

$$a'_{pp} = a_{pp} - ta_{pq} \quad (11.1.14)$$

Similarly,

$$a'_{qq} = a_{qq} + ta_{pq} \quad (11.1.15)$$

$$a'_{rp} = a_{rp} - s(a_{rq} + \tau a_{rp}) \quad (11.1.16)$$

$$a'_{rq} = a_{rq} + s(a_{rp} - \tau a_{rq}) \quad (11.1.17)$$

where  $\tau (= \tan \phi/2)$  is defined by

$$\tau \equiv \frac{s}{1 + c} \quad (11.1.18)$$

One can see the convergence of the Jacobi method by considering the sum of the squares of the off-diagonal elements

$$S = \sum_{r \neq s} |a_{rs}|^2 \quad (11.1.19)$$

Equations (11.1.4)–(11.1.7) imply that

$$S' = S - 2|a_{pq}|^2 \quad (11.1.20)$$

(Since the transformation is orthogonal, the sum of the squares of the diagonal elements increases correspondingly by  $2|a_{pq}|^2$ .) The sequence of  $S$ 's thus decreases monotonically. Since the sequence is bounded below by zero, and since we can choose  $a_{pq}$  to be whatever element we want, the sequence can be made to converge to zero.

Eventually one obtains a matrix  $\mathbf{D}$  that is diagonal to machine precision. The diagonal elements give the eigenvalues of the original matrix  $\mathbf{A}$ , since

$$\mathbf{D} = \mathbf{V}^T \cdot \mathbf{A} \cdot \mathbf{V} \quad (11.1.21)$$

where

$$\mathbf{V} = \mathbf{P}_1 \cdot \mathbf{P}_2 \cdot \mathbf{P}_3 \cdots \quad (11.1.22)$$

the  $\mathbf{P}_i$ 's being the successive Jacobi rotation matrices. The columns of  $\mathbf{V}$  are the eigenvectors (since  $\mathbf{A} \cdot \mathbf{V} = \mathbf{V} \cdot \mathbf{D}$ ). They can be computed by applying

$$\mathbf{V}' = \mathbf{V} \cdot \mathbf{P}_i \quad (11.1.23)$$

at each stage of calculation, where initially  $\mathbf{V}$  is the identity matrix. In detail, equation (11.1.23) is

$$\begin{aligned} v'_{rs} &= v_{rs} & (s \neq p, s \neq q) \\ v'_{rp} &= cv_{rp} - sv_{rq} \\ v'_{rq} &= sv_{rp} + cv_{rq} \end{aligned} \quad (11.1.24)$$

We rewrite these equations in terms of  $\tau$  as in equations (11.1.16) and (11.1.17) to minimize roundoff.

The only remaining question is the strategy one should adopt for the order in which the elements are to be annihilated. Jacobi's original algorithm of 1846 searched the whole upper triangle at each stage and set the largest off-diagonal element to zero. This is a reasonable strategy for hand calculation, but it is prohibitive on a computer since the search alone makes each Jacobi rotation a process of order  $N^2$  instead of  $N$ .

A better strategy for our purposes is the *cyclic Jacobi method*, where one annihilates elements in strict order. For example, one can simply proceed down the rows:  $\mathbf{P}_{12}, \mathbf{P}_{13}, \dots, \mathbf{P}_{1n}$ ; then  $\mathbf{P}_{23}, \mathbf{P}_{24}$ , etc. One can show that convergence is generally quadratic for both the original or the cyclic Jacobi methods, for nondegenerate eigenvalues. One such set of  $n(n-1)/2$  Jacobi rotations is called a *sweep*.

The program below, based on the implementations in [1,2], uses two further refinements:

- In the first three sweeps, we carry out the  $pq$  rotation only if  $|a_{pq}| > \epsilon$  for some threshold value

$$\epsilon = \frac{1}{5} \frac{S_0}{n^2} \quad (11.1.25)$$

where  $S_0$  is the sum of the off-diagonal moduli,

$$S_0 = \sum_{r < s} |a_{rs}| \quad (11.1.26)$$

- After four sweeps, if  $|a_{pq}| \ll |a_{pp}|$  and  $|a_{pq}| \ll |a_{qq}|$ , we set  $|a_{pq}| = 0$  and skip the rotation. The criterion used in the comparison is  $|a_{pq}| < 10^{-(D+2)} |a_{pp}|$ , where  $D$  is the number of significant decimal digits on the machine, and similarly for  $|a_{qq}|$ .

In the following routine the  $n \times n$  symmetric matrix  $a$  is stored as  $a[1..n][1..n]$ . On output, the superdiagonal elements of  $a$  are destroyed, but the diagonal and subdiagonal are unchanged and give full information on the original symmetric matrix  $a$ . The vector  $d[1..n]$  returns the eigenvalues of  $a$ . During the computation, it contains the current diagonal of  $a$ . The matrix  $v[1..n][1..n]$  outputs the normalized eigenvector belonging to  $d[k]$  in its  $k$ th column. The parameter  $nrot$  is the number of Jacobi rotations that were needed to achieve convergence.

Typical matrices require 6 to 10 sweeps to achieve convergence, or  $3n^2$  to  $5n^2$  Jacobi rotations. Each rotation requires of order  $4n$  operations, each consisting of a multiply and an add, so the total labor is of order  $12n^3$  to  $20n^3$  operations. Calculation of the eigenvectors as well as the eigenvalues changes the operation count from  $4n$  to  $6n$  per rotation, which is only a 50 percent overhead.

```
#include <math.h>
#include "nrutil.h"
#define ROTATE(a,i,j,k,l) g=a[i][j];h=a[k][l];a[i][j]=g-s*(h+g*tau);\
    a[k][l]=h+s*(g-h*tau);

void jacobi(float **a, int n, float d[], float **v, int *nrot)
Computes all eigenvalues and eigenvectors of a real symmetric matrix a[1..n][1..n]. On
output, elements of a above the diagonal are destroyed. d[1..n] returns the eigenvalues of a.
v[1..n][1..n] is a matrix whose columns contain, on output, the normalized eigenvectors of
a. nrot returns the number of Jacobi rotations that were required.
{
    int j,iq,ip,i;
    float tresh,theta,tau,t,sm,s,h,g,c,*b,*z;

    b=vector(1,n);
    z=vector(1,n);
    for (ip=1;ip<=n;ip++) {
        for (iq=1;iq<=n;iq++) v[ip][iq]=0.0;
        v[ip][ip]=1.0;
    }
    for (ip=1;ip<=n;ip++) {
        b[ip]=d[ip]=a[ip][ip];
        z[ip]=0.0;
    }
    *nrot=0;
    for (i=1;i<=50;i++) {
        sm=0.0;
        for (ip=1;ip<=n-1;ip++) {
            for (iq=ip+1;iq<=n;iq++)
                sm += fabs(a[ip][iq]);
        }
        if (sm == 0.0) {
            free_vector(z,1,n);
            free_vector(b,1,n);
            return;
        }
        if (i < 4)
            tresh=0.2*sm/(n*n);
        else
            tresh=0.0;
        for (ip=1;ip<=n-1;ip++) {
            for (iq=ip+1;iq<=n;iq++) {
                g=100.0*fabs(a[ip][iq]);
                After four sweeps, skip the rotation if the off-diagonal element is small.
                if (i > 4 && (float)(fabs(d[ip])+g) == (float)fabs(d[ip])
                    && (float)(fabs(d[iq])+g) == (float)fabs(d[iq]))
                    a[ip][iq]=0.0;
            }
        }
    }
}
```

```

else if (fabs(a[ip][iq]) > tresh) {
    h=d[iq]-d[ip];
    if ((float)(fabs(h)+g) == (float)fabs(h))
        t=(a[ip][iq])/h;          t = 1/(2θ)
    else {
        theta=0.5*h/(a[ip][iq]);    Equation (11.1.10).
        t=1.0/(fabs(theta)+sqrt(1.0+theta*theta));
        if (theta < 0.0) t = -t;
    }
    c=1.0/sqrt(1+t*t);
    s=t*c;
    tau=s/(1.0+c);
    h=t*a[ip][iq];
    z[ip] -= h;
    z[iq] += h;
    d[ip] -= h;
    d[iq] += h;
    a[ip][iq]=0.0;
    for (j=1;j<=ip-1;j++) {        Case of rotations 1 ≤ j < p.
        ROTATE(a,j,ip,j,iq)
    }
    for (j=ip+1;j<=iq-1;j++) {    Case of rotations p < j < q.
        ROTATE(a,ip,j,j,iq)
    }
    for (j=iq+1;j<=n;j++) {      Case of rotations q < j ≤ n.
        ROTATE(a,ip,j,iq,j)
    }
    for (j=1;j<=n;j++) {
        ROTATE(v,j,ip,j,iq)
    }
    ++(*nrot);
}
}
}
for (ip=1;ip<=n;ip++) {
    b[ip] += z[ip];
    d[ip]=b[ip];                    Update d with the sum of tapq,
    z[ip]=0.0;                      and reinitialize z.
}
}
nrerror("Too many iterations in routine jacobi");
}

```

Note that the above routine assumes that underflows are set to zero. On machines where this is not true, the program must be modified.

The eigenvalues are not ordered on output. If sorting is desired, the following routine can be invoked to reorder the output of `jacobi` or of later routines in this chapter. (The method, straight insertion, is  $N^2$  rather than  $N \log N$ ; but since you have just done an  $N^3$  procedure to get the eigenvalues, you can afford yourself this little indulgence.)

```

void eigsrt(float d[], float **v, int n)
Given the eigenvalues d[1..n] and eigenvectors v[1..n][1..n] as output from jacobi
 (§11.1) or tqli (§11.3), this routine sorts the eigenvalues into descending order, and rearranges
 the columns of v correspondingly. The method is straight insertion.
{
    int k,j,i;
    float p;

    for (i=1;i<n;i++) {
        p=d[k=i];

```

```

for (j=i+1;j<=n;j++)
  if (d[j] >= p) p=d[k=j];
if (k != i) {
  d[k]=d[i];
  d[i]=p;
  for (j=1;j<=n;j++) {
    p=v[j][i];
    v[j][i]=v[j][k];
    v[j][k]=p;
  }
}
}
}

```

## CITED REFERENCES AND FURTHER READING:

- Golub, G.H., and Van Loan, C.F. 1989, *Matrix Computations*, 2nd ed. (Baltimore: Johns Hopkins University Press), §8.4.
- Smith, B.T., et al. 1976, *Matrix Eigensystem Routines — EISPACK Guide*, 2nd ed., vol. 6 of Lecture Notes in Computer Science (New York: Springer-Verlag). [1]
- Wilkinson, J.H., and Reinsch, C. 1971, *Linear Algebra*, vol. II of *Handbook for Automatic Computation* (New York: Springer-Verlag). [2]

## 11.2 Reduction of a Symmetric Matrix to Tridiagonal Form: Givens and Householder Reductions

As already mentioned, the optimum strategy for finding eigenvalues and eigenvectors is, first, to reduce the matrix to a simple form, only then beginning an iterative procedure. For symmetric matrices, the preferred simple form is tridiagonal. The *Givens reduction* is a modification of the Jacobi method. Instead of trying to reduce the matrix all the way to diagonal form, we are content to stop when the matrix is tridiagonal. This allows the procedure to be carried out *in a finite number of steps*, unlike the Jacobi method, which requires iteration to convergence.

### Givens Method

For the Givens method, we choose the rotation angle in equation (11.1.1) so as to zero an element that is *not* at one of the four “corners,” i.e., not  $a_{pp}$ ,  $a_{pq}$ , or  $a_{qq}$  in equation (11.1.3). Specifically, we first choose  $\mathbf{P}_{23}$  to annihilate  $a_{31}$  (and, by symmetry,  $a_{13}$ ). Then we choose  $\mathbf{P}_{24}$  to annihilate  $a_{41}$ . In general, we choose the sequence

$$\mathbf{P}_{23}, \mathbf{P}_{24}, \dots, \mathbf{P}_{2n}; \mathbf{P}_{34}, \dots, \mathbf{P}_{3n}; \dots; \mathbf{P}_{n-1,n}$$

where  $\mathbf{P}_{jk}$  annihilates  $a_{k,j-1}$ . The method works because elements such as  $a'_{rp}$  and  $a'_{rq}$ , with  $r \neq p \neq q$ , are linear combinations of the old quantities  $a_{rp}$  and  $a_{rq}$ , by

```

for (j=i+1;j<=n;j++)
  if (d[j] >= p) p=d[k=j];
if (k != i) {
  d[k]=d[i];
  d[i]=p;
  for (j=1;j<=n;j++) {
    p=v[j][i];
    v[j][i]=v[j][k];
    v[j][k]=p;
  }
}
}
}

```

## CITED REFERENCES AND FURTHER READING:

- Golub, G.H., and Van Loan, C.F. 1989, *Matrix Computations*, 2nd ed. (Baltimore: Johns Hopkins University Press), §8.4.
- Smith, B.T., et al. 1976, *Matrix Eigensystem Routines — EISPACK Guide*, 2nd ed., vol. 6 of Lecture Notes in Computer Science (New York: Springer-Verlag). [1]
- Wilkinson, J.H., and Reinsch, C. 1971, *Linear Algebra*, vol. II of *Handbook for Automatic Computation* (New York: Springer-Verlag). [2]

## 11.2 Reduction of a Symmetric Matrix to Tridiagonal Form: Givens and Householder Reductions

As already mentioned, the optimum strategy for finding eigenvalues and eigenvectors is, first, to reduce the matrix to a simple form, only then beginning an iterative procedure. For symmetric matrices, the preferred simple form is tridiagonal. The *Givens reduction* is a modification of the Jacobi method. Instead of trying to reduce the matrix all the way to diagonal form, we are content to stop when the matrix is tridiagonal. This allows the procedure to be carried out *in a finite number of steps*, unlike the Jacobi method, which requires iteration to convergence.

### Givens Method

For the Givens method, we choose the rotation angle in equation (11.1.1) so as to zero an element that is *not* at one of the four “corners,” i.e., not  $a_{pp}$ ,  $a_{pq}$ , or  $a_{qq}$  in equation (11.1.3). Specifically, we first choose  $\mathbf{P}_{23}$  to annihilate  $a_{31}$  (and, by symmetry,  $a_{13}$ ). Then we choose  $\mathbf{P}_{24}$  to annihilate  $a_{41}$ . In general, we choose the sequence

$$\mathbf{P}_{23}, \mathbf{P}_{24}, \dots, \mathbf{P}_{2n}; \mathbf{P}_{34}, \dots, \mathbf{P}_{3n}; \dots; \mathbf{P}_{n-1,n}$$

where  $\mathbf{P}_{jk}$  annihilates  $a_{k,j-1}$ . The method works because elements such as  $a'_{rp}$  and  $a'_{rq}$ , with  $r \neq p \neq q$ , are linear combinations of the old quantities  $a_{rp}$  and  $a_{rq}$ , by



equation (11.1.4). Thus, if  $a_{rp}$  and  $a_{rq}$  have already been set to zero, they remain zero as the reduction proceeds. Evidently, of order  $n^2/2$  rotations are required, and the number of multiplications in a straightforward implementation is of order  $4n^3/3$ , not counting those for keeping track of the product of the transformation matrices, required for the eigenvectors.

The Householder method, to be discussed next, is just as stable as the Givens reduction and it is a factor of 2 more efficient, so the Givens method is not generally used. Recent work (see [1]) has shown that the Givens reduction can be reformulated to reduce the number of operations by a factor of 2, and also avoid the necessity of taking square roots. This appears to make the algorithm competitive with the Householder reduction. However, this “fast Givens” reduction has to be monitored to avoid overflows, and the variables have to be periodically rescaled. There does not seem to be any compelling reason to prefer the Givens reduction over the Householder method.

### Householder Method

The Householder algorithm reduces an  $n \times n$  symmetric matrix  $\mathbf{A}$  to tridiagonal form by  $n - 2$  orthogonal transformations. Each transformation annihilates the required part of a whole column and whole corresponding row. The basic ingredient is a Householder matrix  $\mathbf{P}$ , which has the form

$$\mathbf{P} = \mathbf{1} - 2\mathbf{w} \cdot \mathbf{w}^T \quad (11.2.1)$$

where  $\mathbf{w}$  is a real vector with  $|\mathbf{w}|^2 = 1$ . (In the present notation, the *outer* or matrix product of two vectors,  $\mathbf{a}$  and  $\mathbf{b}$  is written  $\mathbf{a} \cdot \mathbf{b}^T$ , while the *inner* or scalar product of the vectors is written as  $\mathbf{a}^T \cdot \mathbf{b}$ .) The matrix  $\mathbf{P}$  is orthogonal, because

$$\begin{aligned} \mathbf{P}^2 &= (\mathbf{1} - 2\mathbf{w} \cdot \mathbf{w}^T) \cdot (\mathbf{1} - 2\mathbf{w} \cdot \mathbf{w}^T) \\ &= \mathbf{1} - 4\mathbf{w} \cdot \mathbf{w}^T + 4\mathbf{w} \cdot (\mathbf{w}^T \cdot \mathbf{w}) \cdot \mathbf{w}^T \\ &= \mathbf{1} \end{aligned} \quad (11.2.2)$$

Therefore  $\mathbf{P} = \mathbf{P}^{-1}$ . But  $\mathbf{P}^T = \mathbf{P}$ , and so  $\mathbf{P}^T = \mathbf{P}^{-1}$ , proving orthogonality.

Rewrite  $\mathbf{P}$  as

$$\mathbf{P} = \mathbf{1} - \frac{\mathbf{u} \cdot \mathbf{u}^T}{H} \quad (11.2.3)$$

where the scalar  $H$  is

$$H \equiv \frac{1}{2} |\mathbf{u}|^2 \quad (11.2.4)$$

and  $\mathbf{u}$  can now be any vector. Suppose  $\mathbf{x}$  is the vector composed of the first column of  $\mathbf{A}$ . Choose

$$\mathbf{u} = \mathbf{x} \mp |\mathbf{x}| \mathbf{e}_1 \quad (11.2.5)$$

where  $\mathbf{e}_1$  is the unit vector  $[1, 0, \dots, 0]^T$ , and the choice of signs will be made later. Then

$$\begin{aligned} \mathbf{P} \cdot \mathbf{x} &= \mathbf{x} - \frac{\mathbf{u}}{H} \cdot (\mathbf{x} \mp |\mathbf{x}| \mathbf{e}_1)^T \cdot \mathbf{x} \\ &= \mathbf{x} - \frac{2\mathbf{u} \cdot (|\mathbf{x}|^2 \mp |\mathbf{x}|x_1)}{2|\mathbf{x}|^2 \mp 2|\mathbf{x}|x_1} \\ &= \mathbf{x} - \mathbf{u} \\ &= \pm |\mathbf{x}| \mathbf{e}_1 \end{aligned} \tag{11.2.6}$$

This shows that the Householder matrix  $\mathbf{P}$  acts on a given vector  $\mathbf{x}$  to zero all its elements except the first one.

To reduce a symmetric matrix  $\mathbf{A}$  to tridiagonal form, we choose the vector  $\mathbf{x}$  for the first Householder matrix to be the lower  $n - 1$  elements of the first column. Then the lower  $n - 2$  elements will be zeroed:

$$\begin{aligned} \mathbf{P}_1 \cdot \mathbf{A} &= \left[ \begin{array}{c|cccc} 1 & 0 & 0 & \cdots & 0 \\ \hline 0 & & & & \\ 0 & & & & \\ \vdots & & & & \\ 0 & & & & \end{array} \right] \cdot \left[ \begin{array}{c|cccc} a_{11} & a_{12} & a_{13} & \cdots & a_{1n} \\ \hline a_{21} & & & & \\ a_{31} & & & & \\ \vdots & & & & \\ a_{n1} & & & & \end{array} \right] \\ &= \left[ \begin{array}{c|cccc} a_{11} & a_{12} & a_{13} & \cdots & a_{1n} \\ \hline k & & & & \\ 0 & & & & \\ \vdots & & & & \\ 0 & & & & \end{array} \right] \end{aligned} \tag{11.2.7}$$

Here we have written the matrices in partitioned form, with  $^{(n-1)}\mathbf{P}$  denoting a Householder matrix with dimensions  $(n - 1) \times (n - 1)$ . The quantity  $k$  is simply plus or minus the magnitude of the vector  $[a_{21}, \dots, a_{n1}]^T$ .

The complete orthogonal transformation is now

$$\mathbf{A}' = \mathbf{P} \cdot \mathbf{A} \cdot \mathbf{P} = \left[ \begin{array}{c|cccc} a_{11} & k & 0 & \cdots & 0 \\ \hline k & & & & \\ 0 & & & & \\ \vdots & & & & \\ 0 & & & & \end{array} \right] \tag{11.2.8}$$

We have used the fact that  $\mathbf{P}^T = \mathbf{P}$ .

Sample page from NUMERICAL RECIPES IN C: THE ART OF SCIENTIFIC COMPUTING (ISBN 0-521-43108-5)  
 Copyright (C) 1988-1992 by Cambridge University Press. Programs Copyright (C) 1988-1992 by Numerical Recipes Software.  
 Permission is granted for internet users to make one paper copy for their own personal use. Further reproduction, or any copying of machine-readable files (including this one), to any server computer, is strictly prohibited. To order Numerical Recipes books or CDROMs, visit website <http://www.nr.com> or call 1-800-872-7423 (North America only), or send email to [directcustserv@cambridge.org](mailto:directcustserv@cambridge.org) (outside North America).

Now choose the vector  $\mathbf{x}$  for the second Householder matrix to be the bottom  $n - 2$  elements of the second column, and from it construct

$$\mathbf{P}_2 \equiv \left[ \begin{array}{cc|ccc} 1 & 0 & 0 & \cdots & 0 \\ 0 & 1 & 0 & \cdots & 0 \\ \hline 0 & 0 & & & \\ \vdots & \vdots & & & \\ 0 & 0 & & & \end{array} \right] \quad (11.2.9)$$

$(n-2)\mathbf{P}_2$

The identity block in the upper left corner insures that the tridiagonalization achieved in the first step will not be spoiled by this one, while the  $(n - 2)$ -dimensional Householder matrix  $(n-2)\mathbf{P}_2$  creates one additional row and column of the tridiagonal output. Clearly, a sequence of  $n - 2$  such transformations will reduce the matrix  $\mathbf{A}$  to tridiagonal form.

Instead of actually carrying out the matrix multiplications in  $\mathbf{P} \cdot \mathbf{A} \cdot \mathbf{P}$ , we compute a vector

$$\mathbf{p} \equiv \frac{\mathbf{A} \cdot \mathbf{u}}{H} \quad (11.2.10)$$

Then

$$\begin{aligned} \mathbf{A} \cdot \mathbf{P} &= \mathbf{A} \cdot \left(1 - \frac{\mathbf{u} \cdot \mathbf{u}^T}{H}\right) = \mathbf{A} - \mathbf{p} \cdot \mathbf{u}^T \\ \mathbf{A}' &= \mathbf{P} \cdot \mathbf{A} \cdot \mathbf{P} = \mathbf{A} - \mathbf{p} \cdot \mathbf{u}^T - \mathbf{u} \cdot \mathbf{p}^T + 2K\mathbf{u} \cdot \mathbf{u}^T \end{aligned}$$

where the scalar  $K$  is defined by

$$K = \frac{\mathbf{u}^T \cdot \mathbf{p}}{2H} \quad (11.2.11)$$

If we write

$$\mathbf{q} \equiv \mathbf{p} - K\mathbf{u} \quad (11.2.12)$$

then we have

$$\mathbf{A}' = \mathbf{A} - \mathbf{q} \cdot \mathbf{u}^T - \mathbf{u} \cdot \mathbf{q}^T \quad (11.2.13)$$

This is the computationally useful formula.

Following [2], the routine for Householder reduction given below actually starts in the  $n$ th column of  $\mathbf{A}$ , not the first as in the explanation above. In detail, the equations are as follows: At stage  $m$  ( $m = 1, 2, \dots, n - 2$ ) the vector  $\mathbf{u}$  has the form

$$\mathbf{u}^T = [a_{i1}, a_{i2}, \dots, a_{i,i-2}, a_{i,i-1} \pm \sqrt{\sigma}, 0, \dots, 0] \quad (11.2.14)$$

Here

$$i \equiv n - m + 1 = n, n - 1, \dots, 3 \quad (11.2.15)$$

and the quantity  $\sigma$  ( $|x|^2$  in our earlier notation) is

$$\sigma = (a_{i1})^2 + \cdots + (a_{i,i-1})^2 \quad (11.2.16)$$

We choose the sign of  $\sigma$  in (11.2.14) to be the same as the sign of  $a_{i,i-1}$  to lessen roundoff error.

Variables are thus computed in the following order:  $\sigma$ ,  $\mathbf{u}$ ,  $H$ ,  $\mathbf{p}$ ,  $K$ ,  $\mathbf{q}$ ,  $\mathbf{A}'$ . At any stage  $m$ ,  $\mathbf{A}$  is tridiagonal in its last  $m - 1$  rows and columns.

If the eigenvectors of the final tridiagonal matrix are found (for example, by the routine in the next section), then the eigenvectors of  $\mathbf{A}$  can be obtained by applying the accumulated transformation

$$\mathbf{Q} = \mathbf{P}_1 \cdot \mathbf{P}_2 \cdots \mathbf{P}_{n-2} \quad (11.2.17)$$

to those eigenvectors. We therefore form  $\mathbf{Q}$  by recursion after all the  $\mathbf{P}$ 's have been determined:

$$\begin{aligned} \mathbf{Q}_{n-2} &= \mathbf{P}_{n-2} \\ \mathbf{Q}_j &= \mathbf{P}_j \cdot \mathbf{Q}_{j+1}, \quad j = n-3, \dots, 1 \\ \mathbf{Q} &= \mathbf{Q}_1 \end{aligned} \quad (11.2.18)$$

Input for the routine below is the real, symmetric matrix  $\mathbf{a}[1..n][1..n]$ . On output,  $\mathbf{a}$  contains the elements of the orthogonal matrix  $\mathbf{q}$ . The vector  $\mathbf{d}[1..n]$  is set to the diagonal elements of the tridiagonal matrix  $\mathbf{A}'$ , while the vector  $\mathbf{e}[1..n]$  is set to the off-diagonal elements in its components 2 through  $n$ , with  $\mathbf{e}[1]=0$ . Note that since  $\mathbf{a}$  is overwritten, you should copy it before calling the routine, if it is required for subsequent computations.

No extra storage arrays are needed for the intermediate results. At stage  $m$ , the vectors  $\mathbf{p}$  and  $\mathbf{q}$  are nonzero only in elements  $1, \dots, i$  (recall that  $i = n - m + 1$ ), while  $\mathbf{u}$  is nonzero only in elements  $1, \dots, i - 1$ . The elements of the vector  $\mathbf{e}$  are being determined in the order  $n, n - 1, \dots$ , so we can store  $\mathbf{p}$  in the elements of  $\mathbf{e}$  not already determined. The vector  $\mathbf{q}$  can overwrite  $\mathbf{p}$  once  $\mathbf{p}$  is no longer needed. We store  $\mathbf{u}$  in the  $i$ th row of  $\mathbf{a}$  and  $\mathbf{u}/H$  in the  $i$ th column of  $\mathbf{a}$ . Once the reduction is complete, we compute the matrices  $\mathbf{Q}_j$  using the quantities  $\mathbf{u}$  and  $\mathbf{u}/H$  that have been stored in  $\mathbf{a}$ . Since  $\mathbf{Q}_j$  is an identity matrix in the last  $n - j + 1$  rows and columns, we only need compute its elements up to row and column  $n - j$ . These can overwrite the  $\mathbf{u}$ 's and  $\mathbf{u}/H$ 's in the corresponding rows and columns of  $\mathbf{a}$ , which are no longer required for subsequent  $\mathbf{Q}$ 's.

The routine `tred2`, given below, includes one further refinement. If the quantity  $\sigma$  is zero or "small" at any stage, one can skip the corresponding transformation. A simple criterion, such as

$$\sigma < \frac{\text{smallest positive number representable on machine}}{\text{machine precision}}$$

would be fine most of the time. A more careful criterion is actually used. Define the quantity

$$\epsilon = \sum_{k=1}^{i-1} |a_{ik}| \quad (11.2.19)$$

If  $\epsilon = 0$  to machine precision, we skip the transformation. Otherwise we redefine

$$a_{ik} \text{ becomes } a_{ik}/\epsilon \quad (11.2.20)$$

and use the scaled variables for the transformation. (A Householder transformation depends only on the ratios of the elements.)

Note that when dealing with a matrix whose elements vary over many orders of magnitude, it is important that the matrix be permuted, insofar as possible, so that the smaller elements are in the top left-hand corner. This is because the reduction is performed starting from the bottom right-hand corner, and a mixture of small and large elements there can lead to considerable rounding errors.

The routine `tred2` is designed for use with the routine `tqli` of the next section. `tqli` finds the eigenvalues and eigenvectors of a symmetric, tridiagonal matrix. The combination of `tred2` and `tqli` is the most efficient known technique for finding all the eigenvalues and eigenvectors (or just all the eigenvalues) of a real, symmetric matrix.

In the listing below, the statements indicated by comments are required only for subsequent computation of eigenvectors. If only eigenvalues are required, omission of the commented statements speeds up the execution time of `tred2` by a factor of 2 for large  $n$ . In the limit of large  $n$ , the operation count of the Householder reduction is  $2n^3/3$  for eigenvalues only, and  $4n^3/3$  for both eigenvalues and eigenvectors.

```
#include <math.h>

void tred2(float **a, int n, float d[], float e[])
Householder reduction of a real, symmetric matrix a[1..n][1..n]. On output, a is replaced
by the orthogonal matrix Q effecting the transformation. d[1..n] returns the diagonal ele-
ments of the tridiagonal matrix, and e[1..n] the off-diagonal elements, with e[1]=0. Several
statements, as noted in comments, can be omitted if only eigenvalues are to be found, in which
case a contains no useful information on output. Otherwise they are to be included.
{
    int l,k,j,i;
    float scale,h,h,h,g,f;

    for (i=n;i>=2;i--) {
        l=i-1;
        h=scale=0.0;
        if (l > 1) {
            for (k=1;k<=l;k++)
                scale += fabs(a[i][k]);
            if (scale == 0.0)                Skip transformation.
                e[i]=a[i][l];
            else {
                for (k=1;k<=l;k++) {
                    a[i][k] /= scale;      Use scaled a's for transformation.
                    h += a[i][k]*a[i][k];   Form  $\sigma$  in h.
                }
                f=a[i][l];
                g=(f >= 0.0 ? -sqrt(h) : sqrt(h));
                e[i]=scale*g;
                h -= f*g;                  Now h is equation (11.2.4).
                a[i][l]=f-g;              Store u in the ith row of a.
                f=0.0;
                for (j=1;j<=l;j++) {
                    /* Next statement can be omitted if eigenvectors not wanted */
                    a[j][i]=a[i][j]/h;    Store u/H in ith column of a.
                    g=0.0;                Form an element of  $A \cdot u$  in g.
                    for (k=1;k<=j;k++)
                        g += a[j][k]*a[i][k];
                    for (k=j+1;k<=l;k++)
                        g += a[k][j]*a[i][k];
                    e[j]=g/h;             Form element of p in temporarily unused
                                        element of e.
                }
            }
        }
    }
}
```

```

        f += e[j]*a[i][j];
    }
    hh=f/(h+h);          Form K, equation (11.2.11).
    for (j=1;j<=1;j++) { Form q and store in e overwriting p.
        f=a[i][j];
        e[j]=g=e[j]-hh*f;
        for (k=1;k<=j;k++) Reduce a, equation (11.2.13).
            a[j][k] -= (f*e[k]+g*a[i][k]);
        }
    }
} else
    e[i]=a[i][1];
d[i]=h;
}
/* Next statement can be omitted if eigenvectors not wanted */
d[1]=0.0;
e[1]=0.0;
/* Contents of this loop can be omitted if eigenvectors not
   wanted except for statement d[i]=a[i][i]; */
for (i=1;i<=n;i++) { Begin accumulation of transformation ma-
    l=i-1;          trices.
    if (d[i]) { This block skipped when i=1.
        for (j=1;j<=1;j++) {
            g=0.0;
            for (k=1;k<=1;k++) Use u and u/H stored in a to form P·Q.
                g += a[i][k]*a[k][j];
            for (k=1;k<=1;k++)
                a[k][j] -= g*a[k][i];
        }
    }
    d[i]=a[i][i];          This statement remains.
    a[i][i]=1.0;          Reset row and column of a to identity
    for (j=1;j<=1;j++) a[j][i]=a[i][j]=0.0; matrix for next iteration.
}
}

```

## CITED REFERENCES AND FURTHER READING:

- Golub, G.H., and Van Loan, C.F. 1989, *Matrix Computations*, 2nd ed. (Baltimore: Johns Hopkins University Press), §5.1. [1]
- Smith, B.T., et al. 1976, *Matrix Eigensystem Routines — EISPACK Guide*, 2nd ed., vol. 6 of Lecture Notes in Computer Science (New York: Springer-Verlag).
- Wilkinson, J.H., and Reinsch, C. 1971, *Linear Algebra*, vol. II of *Handbook for Automatic Computation* (New York: Springer-Verlag). [2]

## 11.3 Eigenvalues and Eigenvectors of a Tridiagonal Matrix

### Evaluation of the Characteristic Polynomial

Once our original, real, symmetric matrix has been reduced to tridiagonal form, one possible way to determine its eigenvalues is to find the roots of the characteristic polynomial  $p_n(\lambda)$  directly. The characteristic polynomial of a tridiagonal matrix can be evaluated for any trial value of  $\lambda$  by an efficient recursion relation (see [1], for example). The polynomials of lower degree produced during the recurrence form a

```

        f += e[j]*a[i][j];
    }
    hh=f/(h+h);
    for (j=1;j<=1;j++) {
        f=a[i][j];
        e[j]=g=e[j]-hh*f;
        for (k=1;k<=j;k++)
            a[j][k] -= (f*e[k]+g*a[i][k]);
    }
} else
    e[i]=a[i][1];
d[i]=h;
}
/* Next statement can be omitted if eigenvectors not wanted */
d[1]=0.0;
e[1]=0.0;
/* Contents of this loop can be omitted if eigenvectors not
   wanted except for statement d[i]=a[i][i]; */
for (i=1;i<=n;i++) {
    l=i-1;
    if (d[i]) {
        for (j=1;j<=1;j++) {
            g=0.0;
            for (k=1;k<=1;k++)
                g += a[i][k]*a[k][j];
            for (k=1;k<=1;k++)
                a[k][j] -= g*a[k][i];
        }
    }
    d[i]=a[i][i];
    a[i][i]=1.0;
    for (j=1;j<=1;j++) a[j][i]=a[i][j]=0.0;
}
}

```

Form  $K$ , equation (11.2.11).  
Form  $q$  and store in  $e$  overwriting  $p$ .  
Reduce  $a$ , equation (11.2.13).  
Begin accumulation of transformation matrices.  
This block skipped when  $i=1$ .  
Use  $u$  and  $u/H$  stored in  $a$  to form  $P \cdot Q$ .  
This statement remains.  
Reset row and column of  $a$  to identity matrix for next iteration.

#### CITED REFERENCES AND FURTHER READING:

- Golub, G.H., and Van Loan, C.F. 1989, *Matrix Computations*, 2nd ed. (Baltimore: Johns Hopkins University Press), §5.1. [1]  
Smith, B.T., et al. 1976, *Matrix Eigensystem Routines — EISPACK Guide*, 2nd ed., vol. 6 of Lecture Notes in Computer Science (New York: Springer-Verlag).  
Wilkinson, J.H., and Reinsch, C. 1971, *Linear Algebra*, vol. II of *Handbook for Automatic Computation* (New York: Springer-Verlag). [2]

## 11.3 Eigenvalues and Eigenvectors of a Tridiagonal Matrix

### Evaluation of the Characteristic Polynomial

Once our original, real, symmetric matrix has been reduced to tridiagonal form, one possible way to determine its eigenvalues is to find the roots of the characteristic polynomial  $p_n(\lambda)$  directly. The characteristic polynomial of a tridiagonal matrix can be evaluated for any trial value of  $\lambda$  by an efficient recursion relation (see [1], for example). The polynomials of lower degree produced during the recurrence form a

Sturmian sequence that can be used to localize the eigenvalues to intervals on the real axis. A root-finding method such as bisection or Newton's method can then be employed to refine the intervals. The corresponding eigenvectors can then be found by inverse iteration (see §11.7).

Procedures based on these ideas can be found in [2,3]. If, however, more than a small fraction of all the eigenvalues and eigenvectors are required, then the factorization method next considered is much more efficient.

### The QR and QL Algorithms

The basic idea behind the  $QR$  algorithm is that any real matrix can be decomposed in the form

$$\mathbf{A} = \mathbf{Q} \cdot \mathbf{R} \quad (11.3.1)$$

where  $\mathbf{Q}$  is orthogonal and  $\mathbf{R}$  is upper triangular. For a general matrix, the decomposition is constructed by applying Householder transformations to annihilate successive columns of  $\mathbf{A}$  below the diagonal (see §2.10).

Now consider the matrix formed by writing the factors in (11.3.1) in the opposite order:

$$\mathbf{A}' = \mathbf{R} \cdot \mathbf{Q} \quad (11.3.2)$$

Since  $\mathbf{Q}$  is orthogonal, equation (11.3.1) gives  $\mathbf{R} = \mathbf{Q}^T \cdot \mathbf{A}$ . Thus equation (11.3.2) becomes

$$\mathbf{A}' = \mathbf{Q}^T \cdot \mathbf{A} \cdot \mathbf{Q} \quad (11.3.3)$$

We see that  $\mathbf{A}'$  is an orthogonal transformation of  $\mathbf{A}$ .

You can verify that a  $QR$  transformation preserves the following properties of a matrix: symmetry, tridiagonal form, and Hessenberg form (to be defined in §11.5).

There is nothing special about choosing one of the factors of  $\mathbf{A}$  to be upper triangular; one could equally well make it lower triangular. This is called the  $QL$  algorithm, since

$$\mathbf{A} = \mathbf{Q} \cdot \mathbf{L} \quad (11.3.4)$$

where  $\mathbf{L}$  is lower triangular. (The standard, but confusing, nomenclature  $R$  and  $L$  stands for whether the *right* or *left* of the matrix is nonzero.)

Recall that in the Householder reduction to tridiagonal form in §11.2, we started in the  $n$ th (last) column of the original matrix. To minimize roundoff, we then exhorted you to put the biggest elements of the matrix in the lower right-hand corner, if you can. If we now wish to diagonalize the resulting tridiagonal matrix, the  $QL$  algorithm will have smaller roundoff than the  $QR$  algorithm, so we shall use  $QL$  henceforth.



The  $QL$  algorithm consists of a *sequence* of orthogonal transformations:

$$\begin{aligned} \mathbf{A}_s &= \mathbf{Q}_s \cdot \mathbf{L}_s \\ \mathbf{A}_{s+1} &= \mathbf{L}_s \cdot \mathbf{Q}_s \quad (= \mathbf{Q}_s^T \cdot \mathbf{A}_s \cdot \mathbf{Q}_s) \end{aligned} \quad (11.3.5)$$

The following (nonobvious!) theorem is the basis of the algorithm for a general matrix  $\mathbf{A}$ : (i) If  $\mathbf{A}$  has eigenvalues of different absolute value  $|\lambda_i|$ , then  $\mathbf{A}_s \rightarrow$  [lower triangular form] as  $s \rightarrow \infty$ . The eigenvalues appear on the diagonal in increasing order of absolute magnitude. (ii) If  $\mathbf{A}$  has an eigenvalue  $|\lambda_i|$  of multiplicity  $p$ ,  $\mathbf{A}_s \rightarrow$  [lower triangular form] as  $s \rightarrow \infty$ , except for a diagonal block matrix of order  $p$ , whose eigenvalues  $\rightarrow \lambda_i$ . The proof of this theorem is fairly lengthy; see, for example, [4].

The workload in the  $QL$  algorithm is  $O(n^3)$  per iteration for a general matrix, which is prohibitive. However, the workload is only  $O(n)$  per iteration for a tridiagonal matrix and  $O(n^2)$  for a Hessenberg matrix, which makes it highly efficient on these forms.

In this section we are concerned only with the case where  $\mathbf{A}$  is a real, symmetric, tridiagonal matrix. All the eigenvalues  $\lambda_i$  are thus real. According to the theorem, if any  $\lambda_i$  has a multiplicity  $p$ , then there must be at least  $p - 1$  zeros on the sub- and superdiagonal. Thus the matrix can be split into submatrices that can be diagonalized separately, and the complication of diagonal blocks that can arise in the general case is irrelevant.

In the proof of the theorem quoted above, one finds that in general a superdiagonal element converges to zero like

$$a_{ij}^{(s)} \sim \left( \frac{\lambda_i}{\lambda_j} \right)^s \quad (11.3.6)$$

Although  $\lambda_i < \lambda_j$ , convergence can be slow if  $\lambda_i$  is close to  $\lambda_j$ . Convergence can be accelerated by the technique of *shifting*: If  $k$  is any constant, then  $\mathbf{A} - k\mathbf{1}$  has eigenvalues  $\lambda_i - k$ . If we decompose

$$\mathbf{A}_s - k_s \mathbf{1} = \mathbf{Q}_s \cdot \mathbf{L}_s \quad (11.3.7)$$

so that

$$\begin{aligned} \mathbf{A}_{s+1} &= \mathbf{L}_s \cdot \mathbf{Q}_s + k_s \mathbf{1} \\ &= \mathbf{Q}_s^T \cdot \mathbf{A}_s \cdot \mathbf{Q}_s \end{aligned} \quad (11.3.8)$$

then the convergence is determined by the ratio

$$\frac{\lambda_i - k_s}{\lambda_j - k_s} \quad (11.3.9)$$

The idea is to choose the shift  $k_s$  at each stage to maximize the rate of convergence. A good choice for the shift initially would be  $k_s$  close to  $\lambda_1$ , the smallest eigenvalue. Then the first row of off-diagonal elements would tend rapidly to zero. However,  $\lambda_1$  is not usually known *a priori*. A very effective strategy in practice (although there is no proof that it is optimal) is to compute the eigenvalues

of the leading  $2 \times 2$  diagonal submatrix of  $\mathbf{A}$ . Then set  $k_s$  equal to the eigenvalue closer to  $a_{11}$ .

More generally, suppose you have already found  $r - 1$  eigenvalues of  $\mathbf{A}$ . Then you can *deflate* the matrix by crossing out the first  $r - 1$  rows and columns, leaving

$$\mathbf{A} = \begin{bmatrix} 0 & & \cdots & \cdots & & 0 \\ & \cdots & & & & \\ & & 0 & & & \\ \vdots & & & d_r & e_r & \vdots \\ \vdots & & & e_r & d_{r+1} & \\ & & & & \cdots & 0 \\ 0 & & \cdots & & 0 & d_{n-1} & e_{n-1} \\ & & & & & e_{n-1} & d_n \end{bmatrix} \quad (11.3.10)$$

Choose  $k_s$  equal to the eigenvalue of the leading  $2 \times 2$  submatrix that is closer to  $d_r$ . One can show that the convergence of the algorithm with this strategy is generally cubic (and at worst quadratic for degenerate eigenvalues). This rapid convergence is what makes the algorithm so attractive.

Note that with shifting, the eigenvalues no longer necessarily appear on the diagonal in order of increasing absolute magnitude. The routine `eigsrt` (§11.1) can be used if required.

As we mentioned earlier, the  $QL$  decomposition of a general matrix is effected by a sequence of Householder transformations. For a tridiagonal matrix, however, it is more efficient to use plane rotations  $\mathbf{P}_{pq}$ . One uses the sequence  $\mathbf{P}_{12}, \mathbf{P}_{23}, \dots, \mathbf{P}_{n-1,n}$  to annihilate the elements  $a_{12}, a_{23}, \dots, a_{n-1,n}$ . By symmetry, the subdiagonal elements  $a_{21}, a_{32}, \dots, a_{n,n-1}$  will be annihilated too. Thus each  $\mathbf{Q}_s$  is a product of plane rotations:

$$\mathbf{Q}_s^T = \mathbf{P}_1^{(s)} \cdot \mathbf{P}_2^{(s)} \cdots \mathbf{P}_{n-1}^{(s)} \quad (11.3.11)$$

where  $\mathbf{P}_i$  annihilates  $a_{i,i+1}$ . Note that it is  $\mathbf{Q}^T$  in equation (11.3.11), not  $\mathbf{Q}$ , because we defined  $\mathbf{L} = \mathbf{Q}^T \cdot \mathbf{A}$ .

### QL Algorithm with Implicit Shifts

The algorithm as described so far can be very successful. However, when the elements of  $\mathbf{A}$  differ widely in order of magnitude, subtracting a large  $k_s$  from the diagonal elements can lead to loss of accuracy for the small eigenvalues. This difficulty is avoided by the  $QL$  algorithm with *implicit shifts*. The implicit  $QL$  algorithm is mathematically equivalent to the original  $QL$  algorithm, but the computation does not require  $k_s \mathbf{1}$  to be actually subtracted from  $\mathbf{A}$ .

The algorithm is based on the following lemma: If  $\mathbf{A}$  is a symmetric nonsingular matrix and  $\mathbf{B} = \mathbf{Q}^T \cdot \mathbf{A} \cdot \mathbf{Q}$ , where  $\mathbf{Q}$  is orthogonal and  $\mathbf{B}$  is tridiagonal with positive off-diagonal elements, then  $\mathbf{Q}$  and  $\mathbf{B}$  are fully determined when the last row of  $\mathbf{Q}^T$  is specified. Proof: Let  $\mathbf{q}_i^T$  denote the  $i$ th row vector of the matrix  $\mathbf{Q}^T$ . Then  $\mathbf{q}_i$  is the  $i$ th column vector of the

matrix  $\mathbf{Q}$ . The relation  $\mathbf{B} \cdot \mathbf{Q}^T = \mathbf{Q}^T \cdot \mathbf{A}$  can be written

$$\begin{bmatrix} \beta_1 & \gamma_1 & & & & \\ \alpha_2 & \beta_2 & \gamma_2 & & & \\ & & & \ddots & & \\ & & & & \alpha_{n-1} & \beta_{n-1} & \gamma_{n-1} \\ & & & & & \alpha_n & \beta_n \end{bmatrix} \cdot \begin{bmatrix} \mathbf{q}_1^T \\ \mathbf{q}_2^T \\ \vdots \\ \mathbf{q}_{n-1}^T \\ \mathbf{q}_n^T \end{bmatrix} = \begin{bmatrix} \mathbf{q}_1^T \\ \mathbf{q}_2^T \\ \vdots \\ \mathbf{q}_{n-1}^T \\ \mathbf{q}_n^T \end{bmatrix} \cdot \mathbf{A} \quad (11.3.12)$$

The  $n$ th row of this matrix equation is

$$\alpha_n \mathbf{q}_{n-1}^T + \beta_n \mathbf{q}_n^T = \mathbf{q}_n^T \cdot \mathbf{A} \quad (11.3.13)$$

Since  $\mathbf{Q}$  is orthogonal,

$$\mathbf{q}_n^T \cdot \mathbf{q}_m = \delta_{nm} \quad (11.3.14)$$

Thus if we postmultiply equation (11.3.13) by  $\mathbf{q}_n$ , we find

$$\beta_n = \mathbf{q}_n^T \cdot \mathbf{A} \cdot \mathbf{q}_n \quad (11.3.15)$$

which is known since  $\mathbf{q}_n$  is known. Then equation (11.3.13) gives

$$\alpha_n \mathbf{q}_{n-1}^T = \mathbf{z}_{n-1}^T \quad (11.3.16)$$

where

$$\mathbf{z}_{n-1}^T \equiv \mathbf{q}_n^T \cdot \mathbf{A} - \beta_n \mathbf{q}_n^T \quad (11.3.17)$$

is known. Therefore

$$\alpha_n^2 = \mathbf{z}_{n-1}^T \mathbf{z}_{n-1}, \quad (11.3.18)$$

or

$$\alpha_n = |\mathbf{z}_{n-1}| \quad (11.3.19)$$

and

$$\mathbf{q}_{n-1}^T = \mathbf{z}_{n-1}^T / \alpha_n \quad (11.3.20)$$

(where  $\alpha_n$  is nonzero by hypothesis). Similarly, one can show by induction that if we know  $\mathbf{q}_n, \mathbf{q}_{n-1}, \dots, \mathbf{q}_{n-j}$  and the  $\alpha$ 's,  $\beta$ 's, and  $\gamma$ 's up to level  $n - j$ , one can determine the quantities at level  $n - (j + 1)$ .

To apply the lemma in practice, suppose one can somehow find a tridiagonal matrix  $\bar{\mathbf{A}}_{s+1}$  such that

$$\bar{\mathbf{A}}_{s+1} = \bar{\mathbf{Q}}_s^T \cdot \bar{\mathbf{A}}_s \cdot \bar{\mathbf{Q}}_s \quad (11.3.21)$$

where  $\bar{\mathbf{Q}}_s^T$  is orthogonal and has the same last row as  $\mathbf{Q}_s^T$  in the original  $QL$  algorithm. Then  $\bar{\mathbf{Q}}_s = \mathbf{Q}_s$  and  $\bar{\mathbf{A}}_{s+1} = \mathbf{A}_{s+1}$ .

Now, in the original algorithm, from equation (11.3.11) we see that the last row of  $\mathbf{Q}_s^T$  is the same as the last row of  $\mathbf{P}_{n-1}^{(s)}$ . But recall that  $\mathbf{P}_{n-1}^{(s)}$  is a plane rotation designed to annihilate the  $(n - 1, n)$  element of  $\mathbf{A}_s - k_s \mathbf{1}$ . A simple calculation using the expression (11.1.1) shows that it has parameters

$$c = \frac{d_n - k_s}{\sqrt{e_n^2 + (d_n - k_s)^2}}, \quad s = \frac{-e_{n-1}}{\sqrt{e_n^2 + (d_n - k_s)^2}} \quad (11.3.22)$$

The matrix  $\mathbf{P}_{n-1}^{(s)} \cdot \mathbf{A}_s \cdot \mathbf{P}_{n-1}^{(s)T}$  is tridiagonal with 2 extra elements:

$$\begin{bmatrix} \dots & & & & & \\ & \times & \times & \times & & \\ & & \times & \times & \times & \mathbf{x} \\ & & & \times & \times & \times \\ & & & & \mathbf{x} & \times & \times \end{bmatrix} \quad (11.3.23)$$

We must now reduce this to tridiagonal form with an orthogonal matrix whose last row is  $[0, 0, \dots, 0, 1]$  so that the last row of  $\bar{\mathbf{Q}}_s^T$  will stay equal to  $\mathbf{P}_{n-1}^{(s)}$ . This can be done by

Sample page from NUMERICAL RECIPES IN C: THE ART OF SCIENTIFIC COMPUTING (ISBN 0-521-43108-5)  
 Copyright (C) 1988-1992 by Cambridge University Press. Programs Copyright (C) 1988-1992 by Numerical Recipes Software.  
 Permission is granted for internet users to make one paper copy for their own personal use. Further reproduction, or any copying of machine-readable files (including this one), to any server computer, is strictly prohibited. To order Numerical Recipes books or CDROMs, visit website <http://www.nr.com> or call 1-800-872-7423 (North America only), or send email to [directcustserv@cambridge.org](mailto:directcustserv@cambridge.org) (outside North America).

a sequence of Householder or Givens transformations. For the special form of the matrix (11.3.23), Givens is better. We rotate in the plane  $(n-2, n-1)$  to annihilate the  $(n-2, n)$  element. [By symmetry, the  $(n, n-2)$  element will also be zeroed.] This leaves us with tridiagonal form except for extra elements  $(n-3, n-1)$  and  $(n-1, n-3)$ . We annihilate these with a rotation in the  $(n-3, n-2)$  plane, and so on. Thus a sequence of  $n-2$  Givens rotations is required. The result is that

$$\mathbf{Q}_s^T = \overline{\mathbf{Q}}_s^T = \overline{\mathbf{P}}_1^{(s)} \cdot \overline{\mathbf{P}}_2^{(s)} \cdots \overline{\mathbf{P}}_{n-2}^{(s)} \cdot \mathbf{P}_{n-1}^{(s)} \quad (11.3.24)$$

where the  $\overline{\mathbf{P}}$ 's are the Givens rotations and  $\mathbf{P}_{n-1}$  is the same plane rotation as in the original algorithm. Then equation (11.3.21) gives the next iterate of  $\mathbf{A}$ . Note that the shift  $k_s$  enters implicitly through the parameters (11.3.22).

The following routine `tqli` ("Tridiagonal  $QL$  Implicit"), based algorithmically on the implementations in [2,3], works extremely well in practice. The number of iterations for the first few eigenvalues might be 4 or 5, say, but meanwhile the off-diagonal elements in the lower right-hand corner have been reduced too. The later eigenvalues are liberated with very little work. The average number of iterations per eigenvalue is typically 1.3 – 1.6. The operation count per iteration is  $O(n)$ , with a fairly large effective coefficient, say,  $\sim 20n$ . The total operation count for the diagonalization is then  $\sim 20n \times (1.3 - 1.6)n \sim 30n^2$ . If the eigenvectors are required, the statements indicated by comments are included and there is an additional, much larger, workload of about  $3n^3$  operations.

```
#include <math.h>
#include "nrutil.h"
```

```
void tqli(float d[], float e[], int n, float **z)
    QL algorithm with implicit shifts, to determine the eigenvalues and eigenvectors of a real, symmetric, tridiagonal matrix, or of a real, symmetric matrix previously reduced by tred2 §11.2. On input, d[1..n] contains the diagonal elements of the tridiagonal matrix. On output, it returns the eigenvalues. The vector e[1..n] inputs the subdiagonal elements of the tridiagonal matrix, with e[1] arbitrary. On output e is destroyed. When finding only the eigenvalues, several lines may be omitted, as noted in the comments. If the eigenvectors of a tridiagonal matrix are desired, the matrix z[1..n][1..n] is input as the identity matrix. If the eigenvectors of a matrix that has been reduced by tred2 are required, then z is input as the matrix output by tred2. In either case, the kth column of z returns the normalized eigenvector corresponding to d[k].
{
    float pythag(float a, float b);
    int m,l,iter,i,k;
    float s,r,p,g,f,dd,c,b;

    for (i=2;i<=n;i++) e[i-1]=e[i];           Convenient to renumber the el-
    e[n]=0.0;                                 ements of e.
    for (l=1;l<=n;l++) {
        iter=0;
        do {
            for (m=l;m<=n-1;m++) {           Look for a single small subdi-
                dd=fabs(d[m])+fabs(d[m+1]);   agonal element to split
                if ((float)(fabs(e[m])+dd) == dd) break;   the matrix.
            }
            if (m != l) {
                if (iter++ == 30) nrerror("Too many iterations in tqli");
                g=(d[l+1]-d[l])/(2.0*e[l]);   Form shift.
                r=pythag(g,1.0);
                g=d[m]-d[l]+e[l]/(g+SIGN(r,g)); This is  $d_m - k_s$ .
                s=c=1.0;
                p=0.0;
            }
        } while (dd > c);
    }
}
```

Sample page from NUMERICAL RECIPES IN C: THE ART OF SCIENTIFIC COMPUTING (ISBN 0-521-43108-5)  
 Copyright (C) 1988-1992 by Cambridge University Press. Programs Copyright (C) 1988-1992 by Numerical Recipes Software.  
 Permission is granted for internet users to make one paper copy for their own personal use. Further reproduction, or any copying of machine-readable files (including this one), to any server computer, is strictly prohibited. To order Numerical Recipes books or CDROMs, visit website <http://www.nr.com> or call 1-800-872-7423 (North America only), or send email to [directcustserv@cambridge.org](mailto:directcustserv@cambridge.org) (outside North America).

```

for (i=m-1;i>=1;i--) {
    f=s*e[i];
    b=c*e[i];
    e[i+1]=(r=pythag(f,g));
    if (r == 0.0) {
        d[i+1] -= p;
        e[m]=0.0;
        break;
    }
    s=f/r;
    c=g/r;
    g=d[i+1]-p;
    r=(d[i]-g)*s+2.0*c*b;
    d[i+1]=g+(p=s*r);
    g=c*r-b;
    /* Next loop can be omitted if eigenvectors not wanted*/
    for (k=1;k<=n;k++) {
        f=z[k][i+1];
        z[k][i+1]=s*z[k][i]+c*f;
        z[k][i]=c*z[k][i]-s*f;
    }
}
if (r == 0.0 && i >= 1) continue;
d[1] -= p;
e[1]=g;
e[m]=0.0;
}
} while (m != 1);
}

```

A plane rotation as in the original  $QL$ , followed by Givens rotations to restore tridiagonal form.  
Recover from underflow.  
Form eigenvectors.

## CITED REFERENCES AND FURTHER READING:

- Acton, F.S. 1970, *Numerical Methods That Work*; 1990, corrected edition (Washington: Mathematical Association of America), pp. 331–335. [1]  
 Wilkinson, J.H., and Reinsch, C. 1971, *Linear Algebra*, vol. II of *Handbook for Automatic Computation* (New York: Springer-Verlag). [2]  
 Smith, B.T., et al. 1976, *Matrix Eigensystem Routines — EISPACK Guide*, 2nd ed., vol. 6 of *Lecture Notes in Computer Science* (New York: Springer-Verlag). [3]  
 Stoer, J., and Bulirsch, R. 1980, *Introduction to Numerical Analysis* (New York: Springer-Verlag), §6.6.6. [4]

## 11.4 Hermitian Matrices

The complex analog of a real, symmetric matrix is a Hermitian matrix, satisfying equation (11.0.4). Jacobi transformations can be used to find eigenvalues and eigenvectors, as also can Householder reduction to tridiagonal form followed by  $QL$  iteration. Complex versions of the previous routines `jacobi`, `tred2`, and `tqli` are quite analogous to their real counterparts. For working routines, consult [1,2].

An alternative, using the routines in this book, is to convert the Hermitian problem to a real, symmetric one: If  $\mathbf{C} = \mathbf{A} + i\mathbf{B}$  is a Hermitian matrix, then the  $n \times n$  complex eigenvalue problem

$$(\mathbf{A} + i\mathbf{B}) \cdot (\mathbf{u} + i\mathbf{v}) = \lambda(\mathbf{u} + i\mathbf{v}) \quad (11.4.1)$$

```

for (i=m-1;i>=1;i--) {
    f=s*e[i];
    b=c*e[i];
    e[i+1]=(r=pythag(f,g));
    if (r == 0.0) {
        d[i+1] -= p;
        e[m]=0.0;
        break;
    }
    s=f/r;
    c=g/r;
    g=d[i+1]-p;
    r=(d[i]-g)*s+2.0*c*b;
    d[i+1]=g+(p=s*r);
    g=c*r-b;
    /* Next loop can be omitted if eigenvectors not wanted*/
    for (k=1;k<=n;k++) {
        f=z[k][i+1];
        z[k][i+1]=s*z[k][i]+c*f;
        z[k][i]=c*z[k][i]-s*f;
    }
}
if (r == 0.0 && i >= 1) continue;
d[1] -= p;
e[1]=g;
e[m]=0.0;
}
} while (m != 1);
}

```

A plane rotation as in the original  $QL$ , followed by Givens rotations to restore tridiagonal form.  
Recover from underflow.  
Form eigenvectors.

## CITED REFERENCES AND FURTHER READING:

- Acton, F.S. 1970, *Numerical Methods That Work*; 1990, corrected edition (Washington: Mathematical Association of America), pp. 331–335. [1]  
 Wilkinson, J.H., and Reinsch, C. 1971, *Linear Algebra*, vol. II of *Handbook for Automatic Computation* (New York: Springer-Verlag). [2]  
 Smith, B.T., et al. 1976, *Matrix Eigensystem Routines — EISPACK Guide*, 2nd ed., vol. 6 of *Lecture Notes in Computer Science* (New York: Springer-Verlag). [3]  
 Stoer, J., and Bulirsch, R. 1980, *Introduction to Numerical Analysis* (New York: Springer-Verlag), §6.6.6. [4]

## 11.4 Hermitian Matrices

The complex analog of a real, symmetric matrix is a Hermitian matrix, satisfying equation (11.0.4). Jacobi transformations can be used to find eigenvalues and eigenvectors, as also can Householder reduction to tridiagonal form followed by  $QL$  iteration. Complex versions of the previous routines `jacobi`, `tred2`, and `tqli` are quite analogous to their real counterparts. For working routines, consult [1,2].

An alternative, using the routines in this book, is to convert the Hermitian problem to a real, symmetric one: If  $\mathbf{C} = \mathbf{A} + i\mathbf{B}$  is a Hermitian matrix, then the  $n \times n$  complex eigenvalue problem

$$(\mathbf{A} + i\mathbf{B}) \cdot (\mathbf{u} + i\mathbf{v}) = \lambda(\mathbf{u} + i\mathbf{v}) \quad (11.4.1)$$

is equivalent to the  $2n \times 2n$  real problem

$$\begin{bmatrix} \mathbf{A} & -\mathbf{B} \\ \mathbf{B} & \mathbf{A} \end{bmatrix} \cdot \begin{bmatrix} \mathbf{u} \\ \mathbf{v} \end{bmatrix} = \lambda \begin{bmatrix} \mathbf{u} \\ \mathbf{v} \end{bmatrix} \quad (11.4.2)$$

Note that the  $2n \times 2n$  matrix in (11.4.2) is symmetric:  $\mathbf{A}^T = \mathbf{A}$  and  $\mathbf{B}^T = -\mathbf{B}$  if  $\mathbf{C}$  is Hermitian.

Corresponding to a given eigenvalue  $\lambda$ , the vector

$$\begin{bmatrix} -\mathbf{v} \\ \mathbf{u} \end{bmatrix} \quad (11.4.3)$$

is also an eigenvector, as you can verify by writing out the two matrix equations implied by (11.4.2). Thus if  $\lambda_1, \lambda_2, \dots, \lambda_n$  are the eigenvalues of  $\mathbf{C}$ , then the  $2n$  eigenvalues of the augmented problem (11.4.2) are  $\lambda_1, \lambda_1, \lambda_2, \lambda_2, \dots, \lambda_n, \lambda_n$ ; each, in other words, is repeated twice. The eigenvectors are pairs of the form  $\mathbf{u} + i\mathbf{v}$  and  $i(\mathbf{u} + i\mathbf{v})$ ; that is, they are the same up to an inessential phase. Thus we solve the augmented problem (11.4.2), and choose one eigenvalue and eigenvector from each pair. These give the eigenvalues and eigenvectors of the original matrix  $\mathbf{C}$ .

Working with the augmented matrix requires a factor of 2 more storage than the original complex matrix. In principle, a complex algorithm is also a factor of 2 more efficient in computer time than is the solution of the augmented problem.

#### CITED REFERENCES AND FURTHER READING:

- Wilkinson, J.H., and Reinsch, C. 1971, *Linear Algebra*, vol. II of *Handbook for Automatic Computation* (New York: Springer-Verlag). [1]
- Smith, B.T., et al. 1976, *Matrix Eigensystem Routines — EISPACK Guide*, 2nd ed., vol. 6 of *Lecture Notes in Computer Science* (New York: Springer-Verlag). [2]

## 11.5 Reduction of a General Matrix to Hessenberg Form

The algorithms for symmetric matrices, given in the preceding sections, are highly satisfactory in practice. By contrast, it is impossible to design equally satisfactory algorithms for the nonsymmetric case. There are two reasons for this. First, the eigenvalues of a nonsymmetric matrix can be very sensitive to small changes in the matrix elements. Second, the matrix itself can be defective, so that there is no complete set of eigenvectors. We emphasize that these difficulties are intrinsic properties of certain nonsymmetric matrices, and no numerical procedure can “cure” them. The best we can hope for are procedures that don’t exacerbate such problems.

The presence of rounding error can only make the situation worse. With finite-precision arithmetic, one cannot even design a foolproof algorithm to determine whether a given matrix is defective or not. Thus current algorithms generally *try* to find a *complete* set of eigenvectors, and rely on the user to inspect the results. If any eigenvectors are almost parallel, the matrix is probably defective.

is equivalent to the  $2n \times 2n$  real problem

$$\begin{bmatrix} \mathbf{A} & -\mathbf{B} \\ \mathbf{B} & \mathbf{A} \end{bmatrix} \cdot \begin{bmatrix} \mathbf{u} \\ \mathbf{v} \end{bmatrix} = \lambda \begin{bmatrix} \mathbf{u} \\ \mathbf{v} \end{bmatrix} \quad (11.4.2)$$

Note that the  $2n \times 2n$  matrix in (11.4.2) is symmetric:  $\mathbf{A}^T = \mathbf{A}$  and  $\mathbf{B}^T = -\mathbf{B}$  if  $\mathbf{C}$  is Hermitian.

Corresponding to a given eigenvalue  $\lambda$ , the vector

$$\begin{bmatrix} -\mathbf{v} \\ \mathbf{u} \end{bmatrix} \quad (11.4.3)$$

is also an eigenvector, as you can verify by writing out the two matrix equations implied by (11.4.2). Thus if  $\lambda_1, \lambda_2, \dots, \lambda_n$  are the eigenvalues of  $\mathbf{C}$ , then the  $2n$  eigenvalues of the augmented problem (11.4.2) are  $\lambda_1, \lambda_1, \lambda_2, \lambda_2, \dots, \lambda_n, \lambda_n$ ; each, in other words, is repeated twice. The eigenvectors are pairs of the form  $\mathbf{u} + i\mathbf{v}$  and  $i(\mathbf{u} + i\mathbf{v})$ ; that is, they are the same up to an inessential phase. Thus we solve the augmented problem (11.4.2), and choose one eigenvalue and eigenvector from each pair. These give the eigenvalues and eigenvectors of the original matrix  $\mathbf{C}$ .

Working with the augmented matrix requires a factor of 2 more storage than the original complex matrix. In principle, a complex algorithm is also a factor of 2 more efficient in computer time than is the solution of the augmented problem.

#### CITED REFERENCES AND FURTHER READING:

- Wilkinson, J.H., and Reinsch, C. 1971, *Linear Algebra*, vol. II of *Handbook for Automatic Computation* (New York: Springer-Verlag). [1]  
 Smith, B.T., et al. 1976, *Matrix Eigensystem Routines — EISPACK Guide*, 2nd ed., vol. 6 of *Lecture Notes in Computer Science* (New York: Springer-Verlag). [2]

## 11.5 Reduction of a General Matrix to Hessenberg Form

The algorithms for symmetric matrices, given in the preceding sections, are highly satisfactory in practice. By contrast, it is impossible to design equally satisfactory algorithms for the nonsymmetric case. There are two reasons for this. First, the eigenvalues of a nonsymmetric matrix can be very sensitive to small changes in the matrix elements. Second, the matrix itself can be defective, so that there is no complete set of eigenvectors. We emphasize that these difficulties are intrinsic properties of certain nonsymmetric matrices, and no numerical procedure can “cure” them. The best we can hope for are procedures that don’t exacerbate such problems.

The presence of rounding error can only make the situation worse. With finite-precision arithmetic, one cannot even design a foolproof algorithm to determine whether a given matrix is defective or not. Thus current algorithms generally *try* to find a *complete* set of eigenvectors, and rely on the user to inspect the results. If any eigenvectors are almost parallel, the matrix is probably defective.



Apart from referring you to the literature, and to the collected routines in [1,2], we are going to sidestep the problem of eigenvectors, giving algorithms for eigenvalues only. If you require just a few eigenvectors, you can read §11.7 and consider finding them by inverse iteration. We consider the problem of finding *all* eigenvectors of a nonsymmetric matrix as lying beyond the scope of this book.

## Balancing

The sensitivity of eigenvalues to rounding errors during the execution of some algorithms can be reduced by the procedure of *balancing*. The errors in the eigensystem found by a numerical procedure are generally proportional to the Euclidean norm of the matrix, that is, to the square root of the sum of the squares of the elements. The idea of balancing is to use similarity transformations to make corresponding rows and columns of the matrix have comparable norms, thus reducing the overall norm of the matrix while leaving the eigenvalues unchanged. A symmetric matrix is already balanced.

Balancing is a procedure with of order  $N^2$  operations. Thus, the time taken by the procedure `balanc`, given below, should never be more than a few percent of the total time required to find the eigenvalues. It is therefore recommended that you *always* balance nonsymmetric matrices. It never hurts, and it can substantially improve the accuracy of the eigenvalues computed for a badly balanced matrix.

The actual algorithm used is due to Osborne, as discussed in [1]. It consists of a sequence of similarity transformations by diagonal matrices **D**. To avoid introducing rounding errors during the balancing process, the elements of **D** are restricted to be exact powers of the radix base employed for floating-point arithmetic (i.e., 2 for most machines, but 16 for IBM mainframe architectures). The output is a matrix that is balanced in the norm given by summing the absolute magnitudes of the matrix elements. This is more efficient than using the Euclidean norm, and equally effective: A large reduction in one norm implies a large reduction in the other.

Note that if the off-diagonal elements of any row or column of a matrix are all zero, then the diagonal element is an eigenvalue. If the eigenvalue happens to be ill-conditioned (sensitive to small changes in the matrix elements), it will have relatively large errors when determined by the routine `hqr` (§11.6). Had we merely inspected the matrix beforehand, we could have determined the isolated eigenvalue exactly and then deleted the corresponding row and column from the matrix. You should consider whether such a pre-inspection might be useful in your application. (For symmetric matrices, the routines we gave will determine isolated eigenvalues accurately in all cases.)

The routine `balanc` does not keep track of the accumulated similarity transformation of the original matrix, since we will only be concerned with finding eigenvalues of nonsymmetric matrices, not eigenvectors. Consult [1-3] if you want to keep track of the transformation.

```
#include <math.h>
#define RADIX 2.0
```

```
void balanc(float **a, int n)
```

Given a matrix `a[1..n][1..n]`, this routine replaces it by a balanced matrix with identical eigenvalues. A symmetric matrix is already balanced and is unaffected by this procedure. The parameter `RADIX` should be the machine's floating-point radix.

```

{
  int last,j,i;
  float s,r,g,f,c,sqrdx;

  sqrdx=RADIX*RADIX;
  last=0;
  while (last == 0) {
    last=1;
    for (i=1;i<=n;i++) {          Calculate row and column norms.
      r=c=0.0;
      for (j=1;j<=n;j++)
        if (j != i) {
          c += fabs(a[j][i]);
          r += fabs(a[i][j]);
        }
      if (c && r) {              If both are nonzero,
        g=r/RADIX;
        f=1.0;
        s=c+r;
        while (c<g) {          find the integer power of the machine radix that
          f *= RADIX;          comes closest to balancing the matrix.
          c *= sqrdx;
        }
        g=r*RADIX;
        while (c>g) {
          f /= RADIX;
          c /= sqrdx;
        }
        if ((c+r)/f < 0.95*s) {
          last=0;
          g=1.0/f;
          for (j=1;j<=n;j++) a[i][j] *= g;    Apply similarity transformation.
          for (j=1;j<=n;j++) a[j][i] *= f;
        }
      }
    }
  }
}

```

## Reduction to Hessenberg Form

The strategy for finding the eigensystem of a general matrix parallels that of the symmetric case. First we reduce the matrix to a simpler form, and then we perform an iterative procedure on the simplified matrix. The simpler structure we use here is called *Hessenberg* form. An *upper Hessenberg* matrix has zeros everywhere below the diagonal except for the first subdiagonal row. For example, in the  $6 \times 6$  case, the nonzero elements are:

$$\begin{bmatrix} \times & \times & \times & \times & \times & \times \\ \times & \times & \times & \times & \times & \times \\ & \times & \times & \times & \times & \times \\ & & \times & \times & \times & \times \\ & & & \times & \times & \times \\ & & & & \times & \times \end{bmatrix}$$

By now you should be able to tell at a glance that such a structure can be achieved by a sequence of Householder transformations, each one zeroing the

required elements in a column of the matrix. Householder reduction to Hessenberg form is in fact an accepted technique. An alternative, however, is a procedure analogous to Gaussian elimination with pivoting. We will use this elimination procedure since it is about a factor of 2 more efficient than the Householder method, and also since we want to teach you the method. It is possible to construct matrices for which the Householder reduction, being orthogonal, is stable and elimination is not, but such matrices are extremely rare in practice.

Straight Gaussian elimination is not a similarity transformation of the matrix. Accordingly, the actual elimination procedure used is slightly different. Before the  $r$ th stage, the original matrix  $\mathbf{A} \equiv \mathbf{A}_1$  has become  $\mathbf{A}_r$ , which is upper Hessenberg in its first  $r - 1$  rows and columns. The  $r$ th stage then consists of the following sequence of operations:

- Find the element of maximum magnitude in the  $r$ th column below the diagonal. If it is zero, skip the next two “bullets” and the stage is done. Otherwise, suppose the maximum element was in row  $r'$ .
- Interchange rows  $r'$  and  $r + 1$ . This is the pivoting procedure. To make the permutation a similarity transformation, also interchange columns  $r'$  and  $r + 1$ .
- For  $i = r + 2, r + 3, \dots, N$ , compute the multiplier

$$n_{i,r+1} \equiv \frac{a_{ir}}{a_{r+1,r}}$$

Subtract  $n_{i,r+1}$  times row  $r + 1$  from row  $i$ . To make the elimination a similarity transformation, also *add*  $n_{i,r+1}$  times column  $i$  to column  $r + 1$ . A total of  $N - 2$  such stages are required.

When the magnitudes of the matrix elements vary over many orders, you should try to rearrange the matrix so that the largest elements are in the top left-hand corner. This reduces the roundoff error, since the reduction proceeds from left to right.

Since we are concerned only with eigenvalues, the routine `elmhes` does not keep track of the accumulated similarity transformation. The operation count is about  $5N^3/6$  for large  $N$ .

```
#include <math.h>
#define SWAP(g,h) {y=(g);(g)=(h);(h)=y;}

void elmhes(float **a, int n)
Reduction to Hessenberg form by the elimination method. The real, nonsymmetric matrix
a[1..n][1..n] is replaced by an upper Hessenberg matrix with identical eigenvalues. Rec-
ommended, but not required, is that this routine be preceded by balanc. On output, the
Hessenberg matrix is in elements a[i][j] with  $i \leq j+1$ . Elements with  $i > j+1$  are to be
thought of as zero, but are returned with random values.
{
    int m,j,i;
    float y,x;

    for (m=2;m<n;m++) {           m is called r + 1 in the text.
        x=0.0;
        i=m;
        for (j=m;j<=n;j++) {     Find the pivot.
            if (fabs(a[j][m-1]) > fabs(x)) {
                x=a[j][m-1];
                i=j;
            }
        }
    }
}
```

```

    }
  }
  if (i != m) {
    Interchange rows and columns.
    for (j=m-1; j<=n; j++) SWAP(a[i][j], a[m][j])
    for (j=1; j<=n; j++) SWAP(a[j][i], a[j][m])
  }
  if (x) {
    Carry out the elimination.
    for (i=m+1; i<=n; i++) {
      if ((y=a[i][m-1]) != 0.0) {
        y /= x;
        a[i][m-1]=y;
        for (j=m; j<=n; j++)
          a[i][j] -= y*a[m][j];
        for (j=1; j<=n; j++)
          a[j][m] += y*a[j][i];
      }
    }
  }
}
}
}
}

```

## CITED REFERENCES AND FURTHER READING:

- Wilkinson, J.H., and Reinsch, C. 1971, *Linear Algebra*, vol. II of *Handbook for Automatic Computation* (New York: Springer-Verlag). [1]
- Smith, B.T., et al. 1976, *Matrix Eigensystem Routines — EISPACK Guide*, 2nd ed., vol. 6 of *Lecture Notes in Computer Science* (New York: Springer-Verlag). [2]
- Stoer, J., and Bulirsch, R. 1980, *Introduction to Numerical Analysis* (New York: Springer-Verlag), §6.5.4. [3]

## 11.6 The QR Algorithm for Real Hessenberg Matrices

Recall the following relations for the QR algorithm with shifts:

$$\mathbf{Q}_s \cdot (\mathbf{A}_s - k_s \mathbf{1}) = \mathbf{R}_s \quad (11.6.1)$$

where  $\mathbf{Q}$  is orthogonal and  $\mathbf{R}$  is upper triangular, and

$$\begin{aligned} \mathbf{A}_{s+1} &= \mathbf{R}_s \cdot \mathbf{Q}_s^T + k_s \mathbf{1} \\ &= \mathbf{Q}_s \cdot \mathbf{A}_s \cdot \mathbf{Q}_s^T \end{aligned} \quad (11.6.2)$$

The QR transformation preserves the upper Hessenberg form of the original matrix  $\mathbf{A} \equiv \mathbf{A}_1$ , and the workload on such a matrix is  $O(n^2)$  per iteration as opposed to  $O(n^3)$  on a general matrix. As  $s \rightarrow \infty$ ,  $\mathbf{A}_s$  converges to a form where the eigenvalues are either isolated on the diagonal or are eigenvalues of a  $2 \times 2$  submatrix on the diagonal.

As we pointed out in §11.3, shifting is essential for rapid convergence. A key difference here is that a nonsymmetric real matrix can have complex eigenvalues. This

```

    }
  }
  if (i != m) {
    Interchange rows and columns.
    for (j=m-1; j<=n; j++) SWAP(a[i][j], a[m][j])
    for (j=1; j<=n; j++) SWAP(a[j][i], a[j][m])
  }
  if (x) {
    Carry out the elimination.
    for (i=m+1; i<=n; i++) {
      if ((y=a[i][m-1]) != 0.0) {
        y /= x;
        a[i][m-1]=y;
        for (j=m; j<=n; j++)
          a[i][j] -= y*a[m][j];
        for (j=1; j<=n; j++)
          a[j][m] += y*a[j][i];
      }
    }
  }
}
}
}
}

```

## CITED REFERENCES AND FURTHER READING:

- Wilkinson, J.H., and Reinsch, C. 1971, *Linear Algebra*, vol. II of *Handbook for Automatic Computation* (New York: Springer-Verlag). [1]
- Smith, B.T., et al. 1976, *Matrix Eigensystem Routines — EISPACK Guide*, 2nd ed., vol. 6 of *Lecture Notes in Computer Science* (New York: Springer-Verlag). [2]
- Stoer, J., and Bulirsch, R. 1980, *Introduction to Numerical Analysis* (New York: Springer-Verlag), §6.5.4. [3]

## 11.6 The QR Algorithm for Real Hessenberg Matrices

Recall the following relations for the QR algorithm with shifts:

$$\mathbf{Q}_s \cdot (\mathbf{A}_s - k_s \mathbf{1}) = \mathbf{R}_s \quad (11.6.1)$$

where  $\mathbf{Q}$  is orthogonal and  $\mathbf{R}$  is upper triangular, and

$$\begin{aligned} \mathbf{A}_{s+1} &= \mathbf{R}_s \cdot \mathbf{Q}_s^T + k_s \mathbf{1} \\ &= \mathbf{Q}_s \cdot \mathbf{A}_s \cdot \mathbf{Q}_s^T \end{aligned} \quad (11.6.2)$$

The QR transformation preserves the upper Hessenberg form of the original matrix  $\mathbf{A} \equiv \mathbf{A}_1$ , and the workload on such a matrix is  $O(n^2)$  per iteration as opposed to  $O(n^3)$  on a general matrix. As  $s \rightarrow \infty$ ,  $\mathbf{A}_s$  converges to a form where the eigenvalues are either isolated on the diagonal or are eigenvalues of a  $2 \times 2$  submatrix on the diagonal.

As we pointed out in §11.3, shifting is essential for rapid convergence. A key difference here is that a nonsymmetric real matrix can have complex eigenvalues. This

means that good choices for the shifts  $k_s$  may be complex, apparently necessitating complex arithmetic.

Complex arithmetic can be avoided, however, by a clever trick. The trick depends on a result analogous to the lemma we used for implicit shifts in §11.3. The lemma we need here states that if  $\mathbf{B}$  is a nonsingular matrix such that

$$\mathbf{B} \cdot \mathbf{Q} = \mathbf{Q} \cdot \mathbf{H} \quad (11.6.3)$$

where  $\mathbf{Q}$  is orthogonal and  $\mathbf{H}$  is upper Hessenberg, then  $\mathbf{Q}$  and  $\mathbf{H}$  are fully determined by the first column of  $\mathbf{Q}$ . (The determination is unique if  $\mathbf{H}$  has positive subdiagonal elements.) The lemma can be proved by induction analogously to the proof given for tridiagonal matrices in §11.3.

The lemma is used in practice by taking two steps of the  $QR$  algorithm, either with two real shifts  $k_s$  and  $k_{s+1}$ , or with complex conjugate values  $k_s$  and  $k_{s+1} = k_s^*$ . This gives a real matrix  $\mathbf{A}_{s+2}$ , where

$$\mathbf{A}_{s+2} = \mathbf{Q}_{s+1} \cdot \mathbf{Q}_s \cdot \mathbf{A}_s \cdot \mathbf{Q}_s^T \cdot \mathbf{Q}_{s+1}^T. \quad (11.6.4)$$

The  $\mathbf{Q}$ 's are determined by

$$\mathbf{A}_s - k_s \mathbf{1} = \mathbf{Q}_s^T \cdot \mathbf{R}_s \quad (11.6.5)$$

$$\mathbf{A}_{s+1} = \mathbf{Q}_s \cdot \mathbf{A}_s \cdot \mathbf{Q}_s^T \quad (11.6.6)$$

$$\mathbf{A}_{s+1} - k_{s+1} \mathbf{1} = \mathbf{Q}_{s+1}^T \cdot \mathbf{R}_{s+1} \quad (11.6.7)$$

Using (11.6.6), equation (11.6.7) can be rewritten

$$\mathbf{A}_s - k_{s+1} \mathbf{1} = \mathbf{Q}_s^T \cdot \mathbf{Q}_{s+1}^T \cdot \mathbf{R}_{s+1} \cdot \mathbf{Q}_s \quad (11.6.8)$$

Hence, if we define

$$\mathbf{M} = (\mathbf{A}_s - k_{s+1} \mathbf{1}) \cdot (\mathbf{A}_s - k_s \mathbf{1}) \quad (11.6.9)$$

equations (11.6.5) and (11.6.8) give

$$\mathbf{R} = \mathbf{Q} \cdot \mathbf{M} \quad (11.6.10)$$

where

$$\mathbf{Q} = \mathbf{Q}_{s+1} \cdot \mathbf{Q}_s \quad (11.6.11)$$

$$\mathbf{R} = \mathbf{R}_{s+1} \cdot \mathbf{R}_s \quad (11.6.12)$$

Equation (11.6.4) can be rewritten

$$\mathbf{A}_s \cdot \mathbf{Q}^T = \mathbf{Q}^T \cdot \mathbf{A}_{s+2} \quad (11.6.13)$$

Thus suppose we can somehow find an upper Hessenberg matrix  $\mathbf{H}$  such that

$$\mathbf{A}_s \cdot \overline{\mathbf{Q}}^T = \overline{\mathbf{Q}}^T \cdot \mathbf{H} \quad (11.6.14)$$

where  $\overline{\mathbf{Q}}$  is orthogonal. If  $\overline{\mathbf{Q}}^T$  has the same first column as  $\mathbf{Q}^T$  (i.e.,  $\overline{\mathbf{Q}}$  has the same first row as  $\mathbf{Q}$ ), then  $\overline{\mathbf{Q}} = \mathbf{Q}$  and  $\mathbf{A}_{s+2} = \mathbf{H}$ .

The first row of  $\mathbf{Q}$  is found as follows. Equation (11.6.10) shows that  $\mathbf{Q}$  is the orthogonal matrix that triangularizes the real matrix  $\mathbf{M}$ . Any real matrix can be triangularized by premultiplying it by a sequence of Householder matrices  $\mathbf{P}_1$  (acting on the first column),  $\mathbf{P}_2$  (acting on the second column),  $\dots$ ,  $\mathbf{P}_{n-1}$ . Thus  $\mathbf{Q} = \mathbf{P}_{n-1} \cdots \mathbf{P}_2 \cdot \mathbf{P}_1$ , and the first row of  $\mathbf{Q}$  is the first row of  $\mathbf{P}_1$  since  $\mathbf{P}_i$  is an  $(i - 1) \times (i - 1)$  identity matrix in the top left-hand corner. We now must find  $\overline{\mathbf{Q}}$  satisfying (11.6.14) whose first row is that of  $\mathbf{P}_1$ .

The Householder matrix  $\mathbf{P}_1$  is determined by the first column of  $\mathbf{M}$ . Since  $\mathbf{A}_s$  is upper Hessenberg, equation (11.6.9) shows that the first column of  $\mathbf{M}$  has the form  $[p_1, q_1, r_1, 0, \dots, 0]^T$ , where

$$\begin{aligned} p_1 &= a_{11}^2 - a_{11}(k_s + k_{s+1}) + k_s k_{s+1} + a_{12} a_{21} \\ q_1 &= a_{21}(a_{11} + a_{22} - k_s - k_{s+1}) \\ r_1 &= a_{21} a_{32} \end{aligned} \tag{11.6.15}$$

Hence

$$\mathbf{P}_1 = \mathbf{1} - 2\mathbf{w}_1 \cdot \mathbf{w}_1^T \tag{11.6.16}$$

where  $\mathbf{w}_1$  has only its first 3 elements nonzero (cf. equation 11.2.5). The matrix  $\mathbf{P}_1 \cdot \mathbf{A}_s \cdot \mathbf{P}_1^T$  is therefore upper Hessenberg with 3 extra elements:

$$\mathbf{P}_1 \cdot \mathbf{A}_1 \cdot \mathbf{P}_1^T = \begin{bmatrix} \times & \times & \times & \times & \times & \times & \times \\ \times & \times & \times & \times & \times & \times & \times \\ \mathbf{x} & \times & \times & \times & \times & \times & \times \\ \mathbf{x} & \mathbf{x} & \times & \times & \times & \times & \times \\ & & & \times & \times & \times & \times \\ & & & & \times & \times & \times \\ & & & & & \times & \times \end{bmatrix} \tag{11.6.17}$$

This matrix can be restored to upper Hessenberg form without affecting the first row by a sequence of Householder similarity transformations. The first such Householder matrix,  $\mathbf{P}_2$ , acts on elements 2, 3, and 4 in the first column, annihilating elements 3 and 4. This produces a matrix of the same form as (11.6.17), with the 3 extra elements appearing one column over:

$$\begin{bmatrix} \times & \times & \times & \times & \times & \times & \times \\ \times & \times & \times & \times & \times & \times & \times \\ & \times & \times & \times & \times & \times & \times \\ & \mathbf{x} & \times & \times & \times & \times & \times \\ & \mathbf{x} & \mathbf{x} & \times & \times & \times & \times \\ & & & \times & \times & \times & \times \\ & & & & \times & \times & \times \end{bmatrix} \tag{11.6.18}$$

Proceeding in this way up to  $\mathbf{P}_{n-1}$ , we see that at each stage the Householder matrix  $\mathbf{P}_r$  has a vector  $\mathbf{w}_r$  that is nonzero only in elements  $r, r + 1$ , and  $r + 2$ . These elements are determined by the elements  $r, r + 1$ , and  $r + 2$  in the  $(r - 1)$ st

Sample page from NUMERICAL RECIPES IN C: THE ART OF SCIENTIFIC COMPUTING (ISBN 0-521-43108-5)  
 Copyright (C) 1988-1992 by Cambridge University Press. Programs Copyright (C) 1988-1992 by Numerical Recipes Software.  
 Permission is granted for internet users to make one paper copy for their own personal use. Further reproduction, or any copying of machine-readable files (including this one), to any server computer, is strictly prohibited. To order Numerical Recipes books or CDROMs, visit website <http://www.nr.com> or call 1-800-872-7423 (North America only), or send email to [directcustserv@cambridge.org](mailto:directcustserv@cambridge.org) (outside North America).

column of the current matrix. Note that the preliminary matrix  $\mathbf{P}_1$  has the same structure as  $\mathbf{P}_2, \dots, \mathbf{P}_{n-1}$ .

The result is that

$$\mathbf{P}_{n-1} \cdots \mathbf{P}_2 \cdot \mathbf{P}_1 \cdot \mathbf{A}_s \cdot \mathbf{P}_1^T \cdot \mathbf{P}_2^T \cdots \mathbf{P}_{n-1}^T = \mathbf{H} \tag{11.6.19}$$

where  $\mathbf{H}$  is upper Hessenberg. Thus

$$\bar{\mathbf{Q}} = \mathbf{Q} = \mathbf{P}_{n-1} \cdots \mathbf{P}_2 \cdot \mathbf{P}_1 \tag{11.6.20}$$

and

$$\mathbf{A}_{s+2} = \mathbf{H} \tag{11.6.21}$$

The shifts of origin at each stage are taken to be the eigenvalues of the  $2 \times 2$  matrix in the bottom right-hand corner of the current  $\mathbf{A}_s$ . This gives

$$\begin{aligned} k_s + k_{s+2} &= a_{n-1,n-1} + a_{nn} \\ k_s k_{s+1} &= a_{n-1,n-1} a_{nn} - a_{n-1,n} a_{n,n-1} \end{aligned} \tag{11.6.22}$$

Substituting (11.6.22) in (11.6.15), we get

$$\begin{aligned} p_1 &= a_{21} \{ [(a_{nn} - a_{11})(a_{n-1,n-1} - a_{11}) - a_{n-1,n} a_{n,n-1}] / a_{21} + a_{12} \} \\ q_1 &= a_{21} [a_{22} - a_{11} - (a_{nn} - a_{11}) - (a_{n-1,n-1} - a_{11})] \\ r_1 &= a_{21} a_{32} \end{aligned} \tag{11.6.23}$$

We have judiciously grouped terms to reduce possible roundoff when there are small off-diagonal elements. Since only the ratios of elements are relevant for a Householder transformation, we can omit the factor  $a_{21}$  from (11.6.23).

In summary, to carry out a double *QR* step we construct the Householder matrices  $\mathbf{P}_r$ ,  $r = 1, \dots, n - 1$ . For  $\mathbf{P}_1$  we use  $p_1$ ,  $q_1$ , and  $r_1$  given by (11.6.23). For the remaining matrices,  $p_r$ ,  $q_r$ , and  $r_r$  are determined by the  $(r, r - 1)$ ,  $(r + 1, r - 1)$ , and  $(r + 2, r - 1)$  elements of the current matrix. The number of arithmetic operations can be reduced by writing the nonzero elements of the  $2\mathbf{w} \cdot \mathbf{w}^T$  part of the Householder matrix in the form

$$2\mathbf{w} \cdot \mathbf{w}^T = \begin{bmatrix} (p \pm s)/(\pm s) \\ q/(\pm s) \\ r/(\pm s) \end{bmatrix} \cdot [1 \quad q/(p \pm s) \quad r/(p \pm s)] \tag{11.6.24}$$

where

$$s^2 = p^2 + q^2 + r^2 \tag{11.6.25}$$

(We have simply divided each element by a piece of the normalizing factor; cf. the equations in §11.2.)

If we proceed in this way, convergence is usually very fast. There are two possible ways of terminating the iteration for an eigenvalue. First, if  $a_{n,n-1}$  becomes “negligible,” then  $a_{nn}$  is an eigenvalue. We can then delete the  $n$ th row and column

Sample page from NUMERICAL RECIPES IN C: THE ART OF SCIENTIFIC COMPUTING (ISBN 0-521-43108-5)  
 Copyright (C) 1988-1992 by Cambridge University Press. Programs Copyright (C) 1988-1992 by Numerical Recipes Software.  
 Permission is granted for internet users to make one paper copy for their own personal use. Further reproduction, or any copying of machine-readable files (including this one), to any server computer, is strictly prohibited. To order Numerical Recipes books or CDROMs, visit website <http://www.nr.com> or call 1-800-872-7423 (North America only), or send email to [directcustserv@cambridge.org](mailto:directcustserv@cambridge.org) (outside North America).



of the matrix and look for the next eigenvalue. Alternatively,  $a_{n-1,n-2}$  may become negligible. In this case the eigenvalues of the  $2 \times 2$  matrix in the lower right-hand corner may be taken to be eigenvalues. We delete the  $n$ th and  $(n-1)$ st rows and columns of the matrix and continue.

The test for convergence to an eigenvalue is combined with a test for negligible subdiagonal elements that allows splitting of the matrix into submatrices. We find the largest  $i$  such that  $a_{i,i-1}$  is negligible. If  $i = n$ , we have found a single eigenvalue. If  $i = n-1$ , we have found two eigenvalues. Otherwise we continue the iteration on the submatrix in rows  $i$  to  $n$  ( $i$  being set to unity if there is no small subdiagonal element).

After determining  $i$ , the submatrix in rows  $i$  to  $n$  is examined to see if the *product* of any two consecutive subdiagonal elements is small enough that we can work with an even smaller submatrix, starting say in row  $m$ . We start with  $m = n-2$  and decrement it down to  $i+1$ , computing  $p$ ,  $q$ , and  $r$  according to equations (11.6.23) with 1 replaced by  $m$  and 2 by  $m+1$ . If these were indeed the elements of the special “first” Householder matrix in a double  $QR$  step, then applying the Householder matrix would lead to nonzero elements in positions  $(m+1, m-1)$ ,  $(m+2, m-1)$ , and  $(m+2, m)$ . We require that the first two of these elements be small compared with the local diagonal elements  $a_{m-1,m-1}$ ,  $a_{mm}$  and  $a_{m+1,m+1}$ . A satisfactory approximate criterion is

$$|a_{m,m-1}|(|q| + |r|) \ll |p|(|a_{m+1,m+1}| + |a_{mm}| + |a_{m-1,m-1}|) \quad (11.6.26)$$

Very rarely, the procedure described so far will fail to converge. On such matrices, experience shows that if one double step is performed with any shifts that are of order the norm of the matrix, convergence is subsequently very rapid. Accordingly, if ten iterations occur without determining an eigenvalue, the usual shifts are replaced for the next iteration by shifts defined by

$$\begin{aligned} k_s + k_{s+1} &= 1.5 \times (|a_{n,n-1}| + |a_{n-1,n-2}|) \\ k_s k_{s+1} &= (|a_{n,n-1}| + |a_{n-1,n-2}|)^2 \end{aligned} \quad (11.6.27)$$

The factor 1.5 was arbitrarily chosen to lessen the likelihood of an “unfortunate” choice of shifts. This strategy is repeated after 20 unsuccessful iterations. After 30 unsuccessful iterations, the routine reports failure.

The operation count for the  $QR$  algorithm described here is  $\sim 5k^2$  per iteration, where  $k$  is the current size of the matrix. The typical average number of iterations per eigenvalue is  $\sim 1.8$ , so the total operation count for all the eigenvalues is  $\sim 3n^3$ . This estimate neglects any possible efficiency due to splitting or sparseness of the matrix.

The following routine `hqr` is based algorithmically on the above description, in turn following the implementations in [1,2].

```
#include <math.h>
#include "nrutil.h"

void hqr(float **a, int n, float wr[], float wi[])
Finds all eigenvalues of an upper Hessenberg matrix a[1..n][1..n]. On input a can be
exactly as output from elmhes §11.5; on output it is destroyed. The real and imaginary parts
of the eigenvalues are returned in wr[1..n] and wi[1..n], respectively.
{
```

```

int nn,m,l,k,j,its,i,mmin;
float z,y,x,w,v,u,t,s,r,q,p,anorm;

anorm=0.0;
for (i=1;i<=n;i++)
    for (j=IMAX(i-1,1);j<=n;j++)
        anorm += fabs(a[i][j]);
Compute matrix norm for possible use in locating single small subdiagonal element.

nn=n;
t=0.0;
while (nn >= 1) {
    its=0;
    do {
        for (l=nn;l>=2;l--) {
            s=fabs(a[l-1][l-1])+fabs(a[l][l]);
            if (s == 0.0) s=anorm;
            if ((float)(fabs(a[l][l-1]) + s) == s) {
                a[l][l-1]=0.0;
                break;
            }
        }
        x=a[nn][nn];
        if (l == nn) {
            wr[nn]=x+t;
            wi[nn--]=0.0;
            One root found.
        } else {
            y=a[nn-1][nn-1];
            w=a[nn][nn-1]*a[nn-1][nn];
            if (l == (nn-1)) {
                p=0.5*(y-x);
                q=sqrt(fabs(q));
                x += t;
                if (q >= 0.0) {
                    z=p+SIGN(z,p);
                    wr[nn-1]=wr[nn]=x+z;
                    if (z) wr[nn]=x-w/z;
                    wi[nn-1]=wi[nn]=0.0;
                    Two roots found...
                } else {
                    wr[nn-1]=wr[nn]=x+p;
                    wi[nn-1]=-(wi[nn]=z);
                    ...a complex pair.
                }
            }
            nn -= 2;
        } else {
            No roots found. Continue iteration.
            if (its == 30) nrerror("Too many iterations in hqr");
            if (its == 10 || its == 20) {
                t += x;
                for (i=1;i<=nn;i++) a[i][i] -= x;
                s=fabs(a[nn][nn-1])+fabs(a[nn-1][nn-2]);
                y=x*0.75*s;
                w = -0.4375*s*s;
                Form exceptional shift.
            }
            ++its;
            for (m=(nn-2);m>=1;m--) {
                z=a[m][m];
                r=x-z;
                s=y-z;
                p=(r*s-w)/a[m+1][m]+a[m][m+1];
                q=a[m+1][m+1]-z-r-s;
                r=a[m+2][m+1];
                s=fabs(p)+fabs(q)+fabs(r);
                p /= s;
                q /= s;
                r /= s;
                Scale to prevent overflow or underflow.
            }
            if (m == 1) break;
        }
    }
}

```

Sample page from NUMERICAL RECIPES IN C: THE ART OF SCIENTIFIC COMPUTING (ISBN 0-521-43108-5)  
 Copyright (C) 1988-1992 by Cambridge University Press. Programs Copyright (C) 1988-1992 by Numerical Recipes Software.  
 Permission is granted for internet users to make one paper copy for their own personal use. Further reproduction, or any copying of machine-readable files (including this one), to any server computer, is strictly prohibited. To order Numerical Recipes books or CDROMs, visit website <http://www.nr.com> or call 1-800-872-7423 (North America only), or send email to [directcustserv@cambridge.org](mailto:directcustserv@cambridge.org) (outside North America).

```

    u=fabs(a[m][m-1])*(fabs(q)+fabs(r));
    v=fabs(p)*(fabs(a[m-1][m-1])+fabs(z)+fabs(a[m+1][m+1]));
    if ((float)(u+v) == v) break;      Equation (11.6.26).
}
for (i=m+2;i<=nn;i++) {
    a[i][i-2]=0.0;
    if (i != (m+2)) a[i][i-3]=0.0;
}
for (k=m;k<=nn-1;k++) {
Double QR step on rows 1 to nn and columns m to nn.
    if (k != m) {
        p=a[k][k-1];
        q=a[k+1][k-1];
        r=0.0;
        if (k != (nn-1)) r=a[k+2][k-1];
        if ((x=fabs(p)+fabs(q)+fabs(r)) != 0.0) {
            p /= x;
            q /= x;
            r /= x;
        }
        }
    if ((s=SIGN(sqrt(p*p+q*q+r*r),p)) != 0.0) {
        if (k == m) {
            if (l != m)
                a[k][k-1] = -a[k][k-1];
        } else
            a[k][k-1] = -s*x;
        p += s;
        x=p/s;
        y=q/s;
        z=r/s;
        q /= p;
        r /= p;
        for (j=k;j<=nn;j++) {
            p=a[k][j]+q*a[k+1][j];
            if (k != (nn-1)) {
                p += r*a[k+2][j];
                a[k+2][j] -= p*z;
            }
            a[k+1][j] -= p*y;
            a[k][j] -= p*x;
        }
        mmin = nn<k+3 ? nn : k+3;
        for (i=1;i<=mmin;i++) {
            p=x*a[i][k]+y*a[i][k+1];
            if (k != (nn-1)) {
                p += z*a[i][k+2];
                a[i][k+2] -= p*r;
            }
            a[i][k+1] -= p*q;
            a[i][k] -= p;
        }
    }
}
}
} while (l < nn-1);
}
}

```

Sample page from NUMERICAL RECIPES IN C: THE ART OF SCIENTIFIC COMPUTING (ISBN 0-521-43108-5)  
 Copyright (C) 1988-1992 by Cambridge University Press. Programs Copyright (C) 1988-1992 by Numerical Recipes Software.  
 Permission is granted for internet users to make one paper copy for their own personal use. Further reproduction, or any copying of machine-readable files (including this one), to any server computer, is strictly prohibited. To order Numerical Recipes books or CDROMs, visit website <http://www.nr.com> or call 1-800-872-7423 (North America only), or send email to [directcustserv@cambridge.org](mailto:directcustserv@cambridge.org) (outside North America).

## CITED REFERENCES AND FURTHER READING:

- Wilkinson, J.H., and Reinsch, C. 1971, *Linear Algebra*, vol. II of *Handbook for Automatic Computation* (New York: Springer-Verlag). [1]
- Golub, G.H., and Van Loan, C.F. 1989, *Matrix Computations*, 2nd ed. (Baltimore: Johns Hopkins University Press), §7.5.
- Smith, B.T., et al. 1976, *Matrix Eigensystem Routines — EISPACK Guide*, 2nd ed., vol. 6 of *Lecture Notes in Computer Science* (New York: Springer-Verlag). [2]

## 11.7 Improving Eigenvalues and/or Finding Eigenvectors by Inverse Iteration

The basic idea behind inverse iteration is quite simple. Let  $\mathbf{y}$  be the solution of the linear system

$$(\mathbf{A} - \tau \mathbf{1}) \cdot \mathbf{y} = \mathbf{b} \quad (11.7.1)$$

where  $\mathbf{b}$  is a random vector and  $\tau$  is close to some eigenvalue  $\lambda$  of  $\mathbf{A}$ . Then the solution  $\mathbf{y}$  will be close to the eigenvector corresponding to  $\lambda$ . The procedure can be iterated: Replace  $\mathbf{b}$  by  $\mathbf{y}$  and solve for a new  $\mathbf{y}$ , which will be even closer to the true eigenvector.

We can see why this works by expanding both  $\mathbf{y}$  and  $\mathbf{b}$  as linear combinations of the eigenvectors  $\mathbf{x}_j$  of  $\mathbf{A}$ :

$$\mathbf{y} = \sum_j \alpha_j \mathbf{x}_j \quad \mathbf{b} = \sum_j \beta_j \mathbf{x}_j \quad (11.7.2)$$

Then (11.7.1) gives

$$\sum_j \alpha_j (\lambda_j - \tau) \mathbf{x}_j = \sum_j \beta_j \mathbf{x}_j \quad (11.7.3)$$

so that

$$\alpha_j = \frac{\beta_j}{\lambda_j - \tau} \quad (11.7.4)$$

and

$$\mathbf{y} = \sum_j \frac{\beta_j \mathbf{x}_j}{\lambda_j - \tau} \quad (11.7.5)$$

If  $\tau$  is close to  $\lambda_n$ , say, then provided  $\beta_n$  is not accidentally too small,  $\mathbf{y}$  will be approximately  $\mathbf{x}_n$ , up to a normalization. Moreover, each iteration of this procedure gives another power of  $\lambda_j - \tau$  in the denominator of (11.7.5). Thus the convergence is rapid for well-separated eigenvalues.

Suppose at the  $k$ th stage of iteration we are solving the equation

$$(\mathbf{A} - \tau_k \mathbf{1}) \cdot \mathbf{y} = \mathbf{b}_k \quad (11.7.6)$$

## CITED REFERENCES AND FURTHER READING:

- Wilkinson, J.H., and Reinsch, C. 1971, *Linear Algebra*, vol. II of *Handbook for Automatic Computation* (New York: Springer-Verlag). [1]
- Golub, G.H., and Van Loan, C.F. 1989, *Matrix Computations*, 2nd ed. (Baltimore: Johns Hopkins University Press), §7.5.
- Smith, B.T., et al. 1976, *Matrix Eigensystem Routines — EISPACK Guide*, 2nd ed., vol. 6 of *Lecture Notes in Computer Science* (New York: Springer-Verlag). [2]

## 11.7 Improving Eigenvalues and/or Finding Eigenvectors by Inverse Iteration

The basic idea behind inverse iteration is quite simple. Let  $\mathbf{y}$  be the solution of the linear system

$$(\mathbf{A} - \tau \mathbf{1}) \cdot \mathbf{y} = \mathbf{b} \quad (11.7.1)$$

where  $\mathbf{b}$  is a random vector and  $\tau$  is close to some eigenvalue  $\lambda$  of  $\mathbf{A}$ . Then the solution  $\mathbf{y}$  will be close to the eigenvector corresponding to  $\lambda$ . The procedure can be iterated: Replace  $\mathbf{b}$  by  $\mathbf{y}$  and solve for a new  $\mathbf{y}$ , which will be even closer to the true eigenvector.

We can see why this works by expanding both  $\mathbf{y}$  and  $\mathbf{b}$  as linear combinations of the eigenvectors  $\mathbf{x}_j$  of  $\mathbf{A}$ :

$$\mathbf{y} = \sum_j \alpha_j \mathbf{x}_j \quad \mathbf{b} = \sum_j \beta_j \mathbf{x}_j \quad (11.7.2)$$

Then (11.7.1) gives

$$\sum_j \alpha_j (\lambda_j - \tau) \mathbf{x}_j = \sum_j \beta_j \mathbf{x}_j \quad (11.7.3)$$

so that

$$\alpha_j = \frac{\beta_j}{\lambda_j - \tau} \quad (11.7.4)$$

and

$$\mathbf{y} = \sum_j \frac{\beta_j \mathbf{x}_j}{\lambda_j - \tau} \quad (11.7.5)$$

If  $\tau$  is close to  $\lambda_n$ , say, then provided  $\beta_n$  is not accidentally too small,  $\mathbf{y}$  will be approximately  $\mathbf{x}_n$ , up to a normalization. Moreover, each iteration of this procedure gives another power of  $\lambda_j - \tau$  in the denominator of (11.7.5). Thus the convergence is rapid for well-separated eigenvalues.

Suppose at the  $k$ th stage of iteration we are solving the equation

$$(\mathbf{A} - \tau_k \mathbf{1}) \cdot \mathbf{y} = \mathbf{b}_k \quad (11.7.6)$$

where  $\mathbf{b}_k$  and  $\tau_k$  are our current guesses for some eigenvector and eigenvalue of interest (let's say,  $\mathbf{x}_n$  and  $\lambda_n$ ). Normalize  $\mathbf{b}_k$  so that  $\mathbf{b}_k \cdot \mathbf{b}_k = 1$ . The exact eigenvector and eigenvalue satisfy

$$\mathbf{A} \cdot \mathbf{x}_n = \lambda_n \mathbf{x}_n \quad (11.7.7)$$

so

$$(\mathbf{A} - \tau_k \mathbf{1}) \cdot \mathbf{x}_n = (\lambda_n - \tau_k) \mathbf{x}_n \quad (11.7.8)$$

Since  $\mathbf{y}$  of (11.7.6) is an improved approximation to  $\mathbf{x}_n$ , we normalize it and set

$$\mathbf{b}_{k+1} = \frac{\mathbf{y}}{|\mathbf{y}|} \quad (11.7.9)$$

We get an improved estimate of the eigenvalue by substituting our improved guess  $\mathbf{y}$  for  $\mathbf{x}_n$  in (11.7.8). By (11.7.6), the left-hand side is  $\mathbf{b}_k$ , so calling  $\lambda_n$  our new value  $\tau_{k+1}$ , we find

$$\tau_{k+1} = \tau_k + \frac{1}{\mathbf{b}_k \cdot \mathbf{y}} \quad (11.7.10)$$

While the above formulas look simple enough, in practice the implementation can be quite tricky. The first question to be resolved is *when* to use inverse iteration. Most of the computational load occurs in solving the linear system (11.7.6). Thus a possible strategy is first to reduce the matrix  $\mathbf{A}$  to a special form that allows easy solution of (11.7.6). Tridiagonal form for symmetric matrices or Hessenberg for nonsymmetric are the obvious choices. Then apply inverse iteration to generate all the eigenvectors. While this is an  $O(N^3)$  method for symmetric matrices, it is many times less efficient than the  $QL$  method given earlier. In fact, even the best inverse iteration packages are less efficient than the  $QL$  method as soon as more than about 25 percent of the eigenvectors are required. Accordingly, inverse iteration is generally used when one already has good eigenvalues and wants only a few selected eigenvectors.

You can write a simple inverse iteration routine yourself using  $LU$  decomposition to solve (11.7.6). You can decide whether to use the general  $LU$  algorithm we gave in Chapter 2 or whether to take advantage of tridiagonal or Hessenberg form. Note that, since the linear system (11.7.6) is nearly singular, you must be careful to use a version of  $LU$  decomposition like that in §2.3 which replaces a zero pivot with a very small number.

We have chosen not to give a general inverse iteration routine in this book, because it is quite cumbersome to take account of all the cases that can arise. Routines are given, for example, in [1,2]. If you use these, or write your own routine, you may appreciate the following pointers.

One starts by supplying an initial value  $\tau_0$  for the eigenvalue  $\lambda_n$  of interest. Choose a random normalized vector  $\mathbf{b}_0$  as the initial guess for the eigenvector  $\mathbf{x}_n$ , and solve (11.7.6). The new vector  $\mathbf{y}$  is bigger than  $\mathbf{b}_0$  by a “growth factor”  $|\mathbf{y}|$ , which ideally should be large. Equivalently, the change in the eigenvalue, which by (11.7.10) is essentially  $1/|\mathbf{y}|$ , should be small. The following cases can arise:

- If the growth factor is too small initially, then we assume we have made a “bad” choice of random vector. This can happen not just because of a small  $\beta_n$  in (11.7.5), but also in the case of a defective matrix, when (11.7.5) does not even apply (see, e.g., [1] or [3] for details). We go back to the beginning and choose a new initial vector.

- The change  $|\mathbf{b}_1 - \mathbf{b}_0|$  might be less than some tolerance  $\epsilon$ . We can use this as a criterion for stopping, iterating until it is satisfied, with a maximum of 5 – 10 iterations, say.
- After a few iterations, if  $|\mathbf{b}_{k+1} - \mathbf{b}_k|$  is not decreasing rapidly enough, we can try updating the eigenvalue according to (11.7.10). If  $\tau_{k+1} = \tau_k$  to machine accuracy, we are not going to improve the eigenvector much more and can quit. Otherwise start another cycle of iterations with the new eigenvalue.

The reason we do not update the eigenvalue at every step is that when we solve the linear system (11.7.6) by *LU* decomposition, we can save the decomposition if  $\tau_k$  is fixed. We only need do the backsubstitution step each time we update  $\mathbf{b}_k$ . The number of iterations we decide to do with a fixed  $\tau_k$  is a trade-off between the quadratic convergence but  $O(N^3)$  workload for updating  $\tau_k$  at each step and the linear convergence but  $O(N^2)$  load for keeping  $\tau_k$  fixed. If you have determined the eigenvalue by one of the routines given earlier in the chapter, it is probably correct to machine accuracy anyway, and you can omit updating it.

There are two different pathologies that can arise during inverse iteration. The first is multiple or closely spaced roots. This is more often a problem with symmetric matrices. Inverse iteration will find only one eigenvector for a given initial guess  $\tau_0$ . A good strategy is to perturb the last few significant digits in  $\tau_0$  and then repeat the iteration. Usually this provides an independent eigenvector. Special steps generally have to be taken to ensure orthogonality of the linearly independent eigenvectors, whereas the Jacobi and *QL* algorithms automatically yield orthogonal eigenvectors even in the case of multiple eigenvalues.

The second problem, peculiar to nonsymmetric matrices, is the defective case. Unless one makes a “good” initial guess, the growth factor is small. Moreover, iteration does not improve matters. In this case, the remedy is to choose random initial vectors, solve (11.7.6) once, and quit as soon as *any* vector gives an acceptably large growth factor. Typically only a few trials are necessary.

One further complication in the nonsymmetric case is that a real matrix can have complex-conjugate pairs of eigenvalues. You will then have to use complex arithmetic to solve (11.7.6) for the complex eigenvectors. For any moderate-sized (or larger) nonsymmetric matrix, our recommendation is to avoid inverse iteration in favor of a *QR* method that includes the eigenvector computation in complex arithmetic. You will find routines for this in [1,2] and other places.

#### CITED REFERENCES AND FURTHER READING:

- Acton, F.S. 1970, *Numerical Methods That Work*, 1990, corrected edition (Washington: Mathematical Association of America).
- Wilkinson, J.H., and Reinsch, C. 1971, *Linear Algebra*, vol. II of *Handbook for Automatic Computation* (New York: Springer-Verlag), p. 418. [1]
- Smith, B.T., et al. 1976, *Matrix Eigensystem Routines — EISPACK Guide*, 2nd ed., vol. 6 of *Lecture Notes in Computer Science* (New York: Springer-Verlag). [2]
- Stoer, J., and Bulirsch, R. 1980, *Introduction to Numerical Analysis* (New York: Springer-Verlag), p. 356. [3]

# Chapter 12. Fast Fourier Transform

## 12.0 Introduction

A very large class of important computational problems falls under the general rubric of “Fourier transform methods” or “spectral methods.” For some of these problems, the Fourier transform is simply an efficient computational tool for accomplishing certain common manipulations of data. In other cases, we have problems for which the Fourier transform (or the related “power spectrum”) is itself of intrinsic interest. These two kinds of problems share a common methodology.

Largely for historical reasons the literature on Fourier and spectral methods has been disjoint from the literature on “classical” numerical analysis. Nowadays there is no justification for such a split. Fourier methods are commonplace in research and we shall not treat them as specialized or arcane. At the same time, we realize that many computer users have had relatively less experience with this field than with, say, differential equations or numerical integration. Therefore our summary of analytical results will be more complete. Numerical algorithms, per se, begin in §12.2. Various applications of Fourier transform methods are discussed in Chapter 13.

A physical process can be described either in the *time domain*, by the values of some quantity  $h$  as a function of time  $t$ , e.g.,  $h(t)$ , or else in the *frequency domain*, where the process is specified by giving its amplitude  $H$  (generally a complex number indicating phase also) as a function of frequency  $f$ , that is  $H(f)$ , with  $-\infty < f < \infty$ . For many purposes it is useful to think of  $h(t)$  and  $H(f)$  as being two different *representations* of the *same* function. One goes back and forth between these two representations by means of the *Fourier transform* equations,

$$\begin{aligned} H(f) &= \int_{-\infty}^{\infty} h(t)e^{2\pi ift} dt \\ h(t) &= \int_{-\infty}^{\infty} H(f)e^{-2\pi ift} df \end{aligned} \tag{12.0.1}$$

If  $t$  is measured in seconds, then  $f$  in equation (12.0.1) is in cycles per second, or Hertz (the unit of frequency). However, the equations work with other units too. If  $h$  is a function of position  $x$  (in meters),  $H$  will be a function of inverse wavelength (cycles per meter), and so on. If you are trained as a physicist or mathematician, you are probably more used to using *angular frequency*  $\omega$ , which is given in *radians* per sec. The relation between  $\omega$  and  $f$ ,  $H(\omega)$  and  $H(f)$  is

$$\omega \equiv 2\pi f \quad H(\omega) \equiv [H(f)]_{f=\omega/2\pi} \tag{12.0.2}$$



and equation (12.0.1) looks like this

$$\begin{aligned}
 H(\omega) &= \int_{-\infty}^{\infty} h(t)e^{i\omega t} dt \\
 h(t) &= \frac{1}{2\pi} \int_{-\infty}^{\infty} H(\omega)e^{-i\omega t} d\omega
 \end{aligned}
 \tag{12.0.3}$$

We were raised on the  $\omega$ -convention, but we changed! There are fewer factors of  $2\pi$  to remember if you use the  $f$ -convention, especially when we get to discretely sampled data in §12.1.

From equation (12.0.1) it is evident at once that Fourier transformation is a *linear* operation. The transform of the sum of two functions is equal to the sum of the transforms. The transform of a constant times a function is that same constant times the transform of the function.

In the time domain, function  $h(t)$  may happen to have one or more special symmetries. It might be *purely real* or *purely imaginary* or it might be *even*,  $h(t) = h(-t)$ , or *odd*,  $h(t) = -h(-t)$ . In the frequency domain, these symmetries lead to relationships between  $H(f)$  and  $H(-f)$ . The following table gives the correspondence between symmetries in the two domains:

If . . .	then . . .
$h(t)$ is real	$H(-f) = [H(f)]^*$
$h(t)$ is imaginary	$H(-f) = -[H(f)]^*$
$h(t)$ is even	$H(-f) = H(f)$ [i.e., $H(f)$ is even]
$h(t)$ is odd	$H(-f) = -H(f)$ [i.e., $H(f)$ is odd]
$h(t)$ is real and even	$H(f)$ is real and even
$h(t)$ is real and odd	$H(f)$ is imaginary and odd
$h(t)$ is imaginary and even	$H(f)$ is imaginary and even
$h(t)$ is imaginary and odd	$H(f)$ is real and odd

In subsequent sections we shall see how to use these symmetries to increase computational efficiency.

Here are some other elementary properties of the Fourier transform. (We'll use the " $\iff$ " symbol to indicate transform pairs.) If

$$h(t) \iff H(f)$$

is such a pair, then other transform pairs are

$$h(at) \iff \frac{1}{|a|} H\left(\frac{f}{a}\right) \quad \text{"time scaling"} \tag{12.0.4}$$

$$\frac{1}{|b|} h\left(\frac{t}{b}\right) \iff H(bf) \quad \text{"frequency scaling"} \tag{12.0.5}$$

$$h(t - t_0) \iff H(f) e^{2\pi i f t_0} \quad \text{"time shifting"} \tag{12.0.6}$$

$$h(t) e^{-2\pi i f_0 t} \iff H(f - f_0) \quad \text{"frequency shifting"} \tag{12.0.7}$$

Sample page from NUMERICAL RECIPES IN C: THE ART OF SCIENTIFIC COMPUTING (ISBN 0-521-43108-5)  
 Copyright (C) 1988-1992 by Cambridge University Press. Programs Copyright (C) 1988-1992 by Numerical Recipes Software.  
 Permission is granted for internet users to make one paper copy for their own personal use. Further reproduction, or any copying of machine-readable files (including this one), to any server computer, is strictly prohibited. To order Numerical Recipes books or CDROMs, visit website <http://www.nr.com> or call 1-800-872-7423 (North America only), or send email to [directcustserv@cambridge.org](mailto:directcustserv@cambridge.org) (outside North America).

With two functions  $h(t)$  and  $g(t)$ , and their corresponding Fourier transforms  $H(f)$  and  $G(f)$ , we can form two combinations of special interest. The *convolution* of the two functions, denoted  $g * h$ , is defined by

$$g * h \equiv \int_{-\infty}^{\infty} g(\tau)h(t - \tau) d\tau \quad (12.0.8)$$

Note that  $g * h$  is a function in the time domain and that  $g * h = h * g$ . It turns out that the function  $g * h$  is one member of a simple transform pair

$$g * h \iff G(f)H(f) \quad \text{“Convolution Theorem”} \quad (12.0.9)$$

In other words, the Fourier transform of the convolution is just the product of the individual Fourier transforms.

The *correlation* of two functions, denoted  $\text{Corr}(g, h)$ , is defined by

$$\text{Corr}(g, h) \equiv \int_{-\infty}^{\infty} g(\tau + t)h(\tau) d\tau \quad (12.0.10)$$

The correlation is a function of  $t$ , which is called the *lag*. It therefore lies in the time domain, and it turns out to be one member of the transform pair:

$$\text{Corr}(g, h) \iff G(f)H^*(f) \quad \text{“Correlation Theorem”} \quad (12.0.11)$$

[More generally, the second member of the pair is  $G(f)H(-f)$ , but we are restricting ourselves to the usual case in which  $g$  and  $h$  are real functions, so we take the liberty of setting  $H(-f) = H^*(f)$ .] This result shows that multiplying the Fourier transform of one function by the complex conjugate of the Fourier transform of the other gives the Fourier transform of their correlation. The correlation of a function with itself is called its *autocorrelation*. In this case (12.0.11) becomes the transform pair

$$\text{Corr}(g, g) \iff |G(f)|^2 \quad \text{“Wiener-Khinchin Theorem”} \quad (12.0.12)$$

The *total power* in a signal is the same whether we compute it in the time domain or in the frequency domain. This result is known as *Parseval’s theorem*:

$$\text{Total Power} \equiv \int_{-\infty}^{\infty} |h(t)|^2 dt = \int_{-\infty}^{\infty} |H(f)|^2 df \quad (12.0.13)$$

Frequently one wants to know “how much power” is contained in the frequency interval between  $f$  and  $f + df$ . In such circumstances one does not usually distinguish between positive and negative  $f$ , but rather regards  $f$  as varying from 0 (“zero frequency” or D.C.) to  $+\infty$ . In such cases, one defines the *one-sided power spectral density (PSD)* of the function  $h$  as

$$P_h(f) \equiv |H(f)|^2 + |H(-f)|^2 \quad 0 \leq f < \infty \quad (12.0.14)$$

so that the total power is just the integral of  $P_h(f)$  from  $f = 0$  to  $f = \infty$ . When the function  $h(t)$  is real, then the two terms in (12.0.14) are equal, so  $P_h(f) = 2 |H(f)|^2$ .

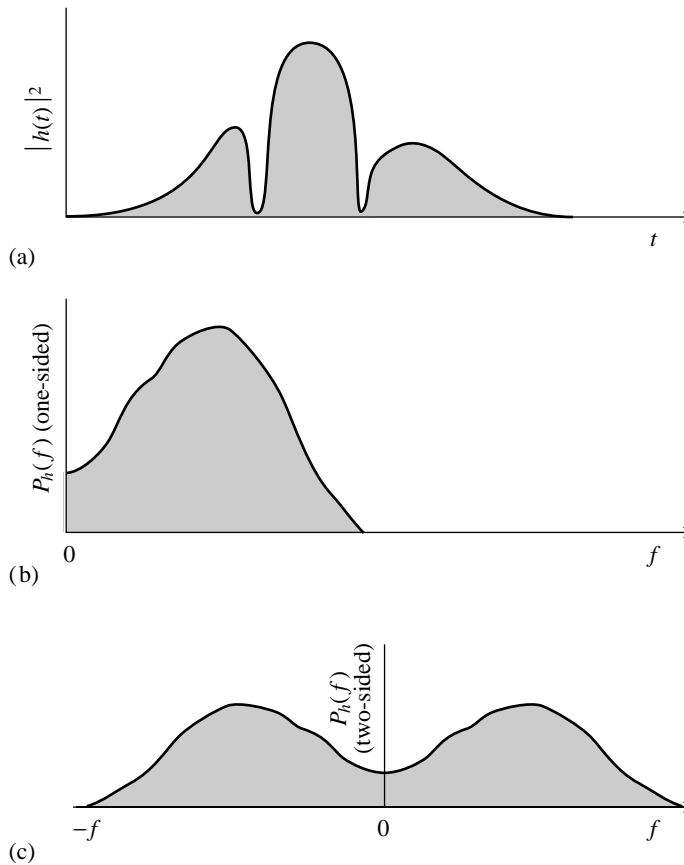


Figure 12.0.1. Normalizations of one- and two-sided power spectra. The area under the square of the function, (a), equals the area under its one-sided power spectrum at positive frequencies, (b), and also equals the area under its two-sided power spectrum at positive and negative frequencies, (c).

Be warned that one occasionally sees PSDs defined without this factor two. These, strictly speaking, are called *two-sided power spectral densities*, but some books are not careful about stating whether one- or two-sided is to be assumed. We will always use the one-sided density given by equation (12.0.14). Figure 12.0.1 contrasts the two conventions.

If the function  $h(t)$  goes endlessly from  $-\infty < t < \infty$ , then its total power and power spectral density will, in general, be infinite. Of interest then is the *(one- or two-sided) power spectral density per unit time*. This is computed by taking a long, but finite, stretch of the function  $h(t)$ , computing its PSD [that is, the PSD of a function that equals  $h(t)$  in the finite stretch but is zero everywhere else], and then dividing the resulting PSD by the length of the stretch used. Parseval's theorem in this case states that the integral of the one-sided PSD-per-unit-time over positive frequency is equal to the mean square amplitude of the signal  $h(t)$ .

You might well worry about how the PSD-per-unit-time, which is a function of frequency  $f$ , converges as one evaluates it using longer and longer stretches of data. This interesting question is the content of the subject of "power spectrum estimation," and will be considered below in §13.4–§13.7. A crude answer for now is: The

PSD-per-unit-time converges to finite values at all frequencies *except* those where  $h(t)$  has a discrete sine-wave (or cosine-wave) component of finite amplitude. At those frequencies, it becomes a delta-function, i.e., a sharp spike, whose width gets narrower and narrower, but whose area converges to be the mean square amplitude of the discrete sine or cosine component at that frequency.

We have by now stated all of the analytical formalism that we will need in this chapter with one exception: In computational work, especially with experimental data, we are almost never given a continuous function  $h(t)$  to work with, but are given, rather, a list of measurements of  $h(t_i)$  for a discrete set of  $t_i$ 's. The profound implications of this seemingly unimportant fact are the subject of the next section.

#### CITED REFERENCES AND FURTHER READING:

- Champeney, D.C. 1973, *Fourier Transforms and Their Physical Applications* (New York: Academic Press).  
 Elliott, D.F., and Rao, K.R. 1982, *Fast Transforms: Algorithms, Analyses, Applications* (New York: Academic Press).

## 12.1 Fourier Transform of Discretely Sampled Data

In the most common situations, function  $h(t)$  is sampled (i.e., its value is recorded) at evenly spaced intervals in time. Let  $\Delta$  denote the time interval between consecutive samples, so that the sequence of sampled values is

$$h_n = h(n\Delta) \quad n = \dots, -3, -2, -1, 0, 1, 2, 3, \dots \quad (12.1.1)$$

The reciprocal of the time interval  $\Delta$  is called the *sampling rate*; if  $\Delta$  is measured in seconds, for example, then the sampling rate is the number of samples recorded per second.

### Sampling Theorem and Aliasing

For any sampling interval  $\Delta$ , there is also a special frequency  $f_c$ , called the *Nyquist critical frequency*, given by

$$f_c \equiv \frac{1}{2\Delta} \quad (12.1.2)$$

If a sine wave of the Nyquist critical frequency is sampled at its positive peak value, then the next sample will be at its negative trough value, the sample after that at the positive peak again, and so on. Expressed otherwise: *Critical sampling of a sine wave is two sample points per cycle*. One frequently chooses to measure time in units of the sampling interval  $\Delta$ . In this case the Nyquist critical frequency is just the constant  $1/2$ .

The Nyquist critical frequency is important for two related, but distinct, reasons. One is good news, and the other bad news. First the good news. It is the remarkable

PSD-per-unit-time converges to finite values at all frequencies *except* those where  $h(t)$  has a discrete sine-wave (or cosine-wave) component of finite amplitude. At those frequencies, it becomes a delta-function, i.e., a sharp spike, whose width gets narrower and narrower, but whose area converges to be the mean square amplitude of the discrete sine or cosine component at that frequency.

We have by now stated all of the analytical formalism that we will need in this chapter with one exception: In computational work, especially with experimental data, we are almost never given a continuous function  $h(t)$  to work with, but are given, rather, a list of measurements of  $h(t_i)$  for a discrete set of  $t_i$ 's. The profound implications of this seemingly unimportant fact are the subject of the next section.

#### CITED REFERENCES AND FURTHER READING:

- Champeney, D.C. 1973, *Fourier Transforms and Their Physical Applications* (New York: Academic Press).  
 Elliott, D.F., and Rao, K.R. 1982, *Fast Transforms: Algorithms, Analyses, Applications* (New York: Academic Press).

## 12.1 Fourier Transform of Discretely Sampled Data

In the most common situations, function  $h(t)$  is sampled (i.e., its value is recorded) at evenly spaced intervals in time. Let  $\Delta$  denote the time interval between consecutive samples, so that the sequence of sampled values is

$$h_n = h(n\Delta) \quad n = \dots, -3, -2, -1, 0, 1, 2, 3, \dots \quad (12.1.1)$$

The reciprocal of the time interval  $\Delta$  is called the *sampling rate*; if  $\Delta$  is measured in seconds, for example, then the sampling rate is the number of samples recorded per second.

### Sampling Theorem and Aliasing

For any sampling interval  $\Delta$ , there is also a special frequency  $f_c$ , called the *Nyquist critical frequency*, given by

$$f_c \equiv \frac{1}{2\Delta} \quad (12.1.2)$$

If a sine wave of the Nyquist critical frequency is sampled at its positive peak value, then the next sample will be at its negative trough value, the sample after that at the positive peak again, and so on. Expressed otherwise: *Critical sampling of a sine wave is two sample points per cycle*. One frequently chooses to measure time in units of the sampling interval  $\Delta$ . In this case the Nyquist critical frequency is just the constant  $1/2$ .

The Nyquist critical frequency is important for two related, but distinct, reasons. One is good news, and the other bad news. First the good news. It is the remarkable

fact known as the *sampling theorem*: If a continuous function  $h(t)$ , sampled at an interval  $\Delta$ , happens to be *bandwidth limited* to frequencies smaller in magnitude than  $f_c$ , i.e., if  $H(f) = 0$  for all  $|f| \geq f_c$ , then the function  $h(t)$  is *completely determined* by its samples  $h_n$ . In fact,  $h(t)$  is given explicitly by the formula

$$h(t) = \Delta \sum_{n=-\infty}^{+\infty} h_n \frac{\sin[2\pi f_c(t - n\Delta)]}{\pi(t - n\Delta)} \quad (12.1.3)$$

This is a remarkable theorem for many reasons, among them that it shows that the “information content” of a bandwidth limited function is, in some sense, infinitely smaller than that of a general continuous function. Fairly often, one is dealing with a signal that is known on physical grounds to be bandwidth limited (or at least approximately bandwidth limited). For example, the signal may have passed through an amplifier with a known, finite frequency response. In this case, the sampling theorem tells us that the entire information content of the signal can be recorded by sampling it at a rate  $\Delta^{-1}$  equal to twice the maximum frequency passed by the amplifier (cf. 12.1.2).

Now the bad news. The bad news concerns the effect of sampling a continuous function that is *not* bandwidth limited to less than the Nyquist critical frequency. In that case, it turns out that all of the power spectral density that lies outside of the frequency range  $-f_c < f < f_c$  is spuriously moved into that range. This phenomenon is called *aliasing*. Any frequency component outside of the frequency range  $(-f_c, f_c)$  is *aliased* (falsely translated) into that range by the very act of discrete sampling. You can readily convince yourself that two waves  $\exp(2\pi i f_1 t)$  and  $\exp(2\pi i f_2 t)$  give the same samples at an interval  $\Delta$  if and only if  $f_1$  and  $f_2$  differ by a multiple of  $1/\Delta$ , which is just the width in frequency of the range  $(-f_c, f_c)$ . There is little that you can do to remove aliased power once you have discretely sampled a signal. The way to overcome aliasing is to (i) know the natural bandwidth limit of the signal — or else enforce a known limit by analog filtering of the continuous signal, and then (ii) sample at a rate sufficiently rapid to give at least two points per cycle of the highest frequency present. Figure 12.1.1 illustrates these considerations.

To put the best face on this, we can take the alternative point of view: If a continuous function has been competently sampled, then, when we come to estimate its Fourier transform from the discrete samples, we can *assume* (or rather we *might as well* assume) that its Fourier transform is equal to zero outside of the frequency range in between  $-f_c$  and  $f_c$ . Then we look to the Fourier transform to tell whether the continuous function *has* been competently sampled (aliasing effects minimized). We do this by looking to see whether the Fourier transform is already approaching zero as the frequency approaches  $f_c$  from below, or  $-f_c$  from above. If, on the contrary, the transform is going towards some finite value, then chances are that components outside of the range have been folded back over onto the critical range.

## Discrete Fourier Transform

We now estimate the Fourier transform of a function from a finite number of its sampled points. Suppose that we have  $N$  consecutive sampled values

$$h_k \equiv h(t_k), \quad t_k \equiv k\Delta, \quad k = 0, 1, 2, \dots, N - 1 \quad (12.1.4)$$

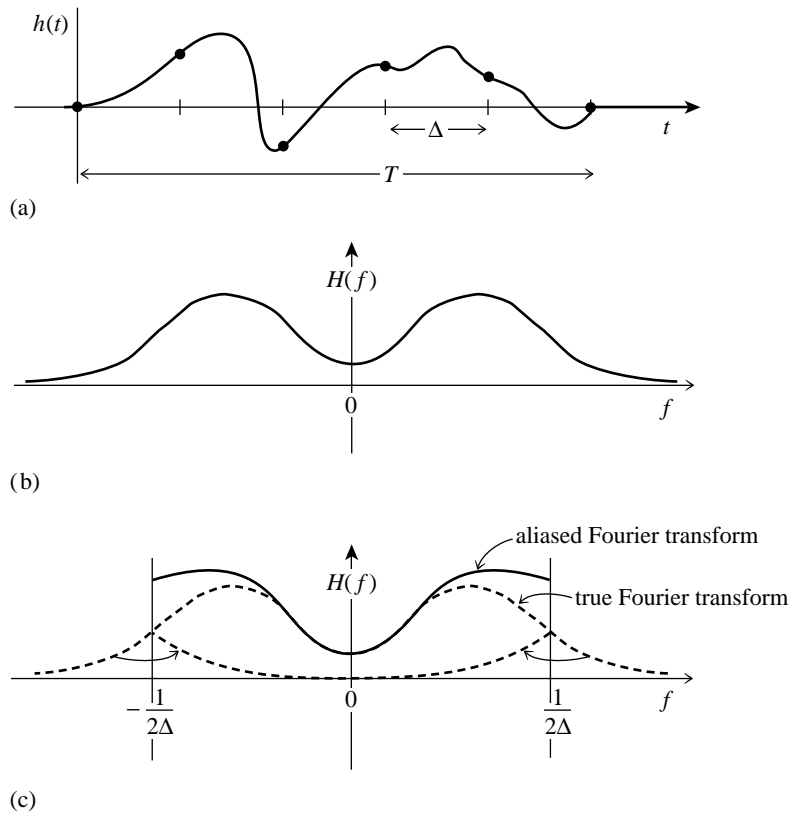


Figure 12.1.1. The continuous function shown in (a) is nonzero only for a finite interval of time  $T$ . It follows that its Fourier transform, whose modulus is shown schematically in (b), is not bandwidth limited but has finite amplitude for all frequencies. If the original function is sampled with a sampling interval  $\Delta$ , as in (a), then the Fourier transform (c) is defined only between plus and minus the Nyquist critical frequency. Power outside that range is folded over or “aliased” into the range. The effect can be eliminated only by low-pass filtering the original function *before sampling*.

so that the sampling interval is  $\Delta$ . To make things simpler, let us also suppose that  $N$  is even. If the function  $h(t)$  is nonzero only in a finite interval of time, then that whole interval of time is supposed to be contained in the range of the  $N$  points given. Alternatively, if the function  $h(t)$  goes on forever, then the sampled points are supposed to be at least “typical” of what  $h(t)$  looks like at all other times.

With  $N$  numbers of input, we will evidently be able to produce no more than  $N$  independent numbers of output. So, instead of trying to estimate the Fourier transform  $H(f)$  at all values of  $f$  in the range  $-f_c$  to  $f_c$ , let us seek estimates only at the discrete values

$$f_n \equiv \frac{n}{N\Delta}, \quad n = -\frac{N}{2}, \dots, \frac{N}{2} \quad (12.1.5)$$

The extreme values of  $n$  in (12.1.5) correspond exactly to the lower and upper limits of the Nyquist critical frequency. If you are really on the ball, you will have noticed that there are  $N + 1$ , not  $N$ , values of  $n$  in (12.1.5); it will turn out that the two extreme values of  $n$  are not independent (in fact they are equal), but all the others are. This reduces the count to  $N$ .

The remaining step is to approximate the integral in (12.0.1) by a discrete sum:

$$H(f_n) = \int_{-\infty}^{\infty} h(t)e^{2\pi i f_n t} dt \approx \sum_{k=0}^{N-1} h_k e^{2\pi i f_n t_k} \Delta = \Delta \sum_{k=0}^{N-1} h_k e^{2\pi i k n / N} \quad (12.1.6)$$

Here equations (12.1.4) and (12.1.5) have been used in the final equality. The final summation in equation (12.1.6) is called the *discrete Fourier transform* of the  $N$  points  $h_k$ . Let us denote it by  $H_n$ ,

$$H_n \equiv \sum_{k=0}^{N-1} h_k e^{2\pi i k n / N} \quad (12.1.7)$$

The discrete Fourier transform maps  $N$  complex numbers (the  $h_k$ 's) into  $N$  complex numbers (the  $H_n$ 's). It does not depend on any dimensional parameter, such as the time scale  $\Delta$ . The relation (12.1.6) between the discrete Fourier transform of a set of numbers and their continuous Fourier transform when they are viewed as samples of a continuous function sampled at an interval  $\Delta$  can be rewritten as

$$H(f_n) \approx \Delta H_n \quad (12.1.8)$$

where  $f_n$  is given by (12.1.5).

Up to now we have taken the view that the index  $n$  in (12.1.7) varies from  $-N/2$  to  $N/2$  (cf. 12.1.5). You can easily see, however, that (12.1.7) is periodic in  $n$ , with period  $N$ . Therefore,  $H_{-n} = H_{N-n}$   $n = 1, 2, \dots$ . With this conversion in mind, one generally lets the  $n$  in  $H_n$  vary from 0 to  $N - 1$  (one complete period). Then  $n$  and  $k$  (in  $h_k$ ) vary exactly over the same range, so the mapping of  $N$  numbers into  $N$  numbers is manifest. When this convention is followed, you must remember that zero frequency corresponds to  $n = 0$ , positive frequencies  $0 < f < f_c$  correspond to values  $1 \leq n \leq N/2 - 1$ , while negative frequencies  $-f_c < f < 0$  correspond to  $N/2 + 1 \leq n \leq N - 1$ . The value  $n = N/2$  corresponds to *both*  $f = f_c$  and  $f = -f_c$ .

The discrete Fourier transform has symmetry properties almost exactly the same as the continuous Fourier transform. For example, all the symmetries in the table following equation (12.0.3) hold if we read  $h_k$  for  $h(t)$ ,  $H_n$  for  $H(f)$ , and  $H_{N-n}$  for  $H(-f)$ . (Likewise, "even" and "odd" in time refer to whether the values  $h_k$  at  $k$  and  $N - k$  are identical or the negative of each other.)

The formula for the discrete *inverse* Fourier transform, which recovers the set of  $h_k$ 's exactly from the  $H_n$ 's is:

$$h_k = \frac{1}{N} \sum_{n=0}^{N-1} H_n e^{-2\pi i k n / N} \quad (12.1.9)$$

Notice that the only differences between (12.1.9) and (12.1.7) are (i) changing the sign in the exponential, and (ii) dividing the answer by  $N$ . This means that a routine for calculating discrete Fourier transforms can also, with slight modification, calculate the inverse transforms.



The discrete form of Parseval's theorem is

$$\sum_{k=0}^{N-1} |h_k|^2 = \frac{1}{N} \sum_{n=0}^{N-1} |H_n|^2 \quad (12.1.10)$$

There are also discrete analogs to the convolution and correlation theorems (equations 12.0.9 and 12.0.11), but we shall defer them to §13.1 and §13.2, respectively.

#### CITED REFERENCES AND FURTHER READING:

Brigham, E.O. 1974, *The Fast Fourier Transform* (Englewood Cliffs, NJ: Prentice-Hall).  
 Elliott, D.F., and Rao, K.R. 1982, *Fast Transforms: Algorithms, Analyses, Applications* (New York: Academic Press).

## 12.2 Fast Fourier Transform (FFT)

How much computation is involved in computing the discrete Fourier transform (12.1.7) of  $N$  points? For many years, until the mid-1960s, the standard answer was this: Define  $W$  as the complex number

$$W \equiv e^{2\pi i/N} \quad (12.2.1)$$

Then (12.1.7) can be written as

$$H_n = \sum_{k=0}^{N-1} W^{nk} h_k \quad (12.2.2)$$

In other words, the vector of  $h_k$ 's is multiplied by a matrix whose  $(n, k)$ th element is the constant  $W$  to the power  $n \times k$ . The matrix multiplication produces a vector result whose components are the  $H_n$ 's. This matrix multiplication evidently requires  $N^2$  complex multiplications, plus a smaller number of operations to generate the required powers of  $W$ . So, the discrete Fourier transform appears to be an  $O(N^2)$  process. These appearances are deceiving! The discrete Fourier transform can, in fact, be computed in  $O(N \log_2 N)$  operations with an algorithm called the *fast Fourier transform*, or *FFT*. The difference between  $N \log_2 N$  and  $N^2$  is immense. With  $N = 10^6$ , for example, it is the difference between, roughly, 30 seconds of CPU time and 2 weeks of CPU time on a microsecond cycle time computer. The existence of an FFT algorithm became generally known only in the mid-1960s, from the work of J.W. Cooley and J.W. Tukey. Retrospectively, we now know (see [1]) that efficient methods for computing the DFT had been independently discovered, and in some cases implemented, by as many as a dozen individuals, starting with Gauss in 1805!

One "rediscovery" of the FFT, that of Danielson and Lanczos in 1942, provides one of the clearest derivations of the algorithm. Danielson and Lanczos showed that a discrete Fourier transform of length  $N$  can be rewritten as the sum of two discrete Fourier transforms, each of length  $N/2$ . One of the two is formed from the

The discrete form of Parseval's theorem is

$$\sum_{k=0}^{N-1} |h_k|^2 = \frac{1}{N} \sum_{n=0}^{N-1} |H_n|^2 \quad (12.1.10)$$

There are also discrete analogs to the convolution and correlation theorems (equations 12.0.9 and 12.0.11), but we shall defer them to §13.1 and §13.2, respectively.

#### CITED REFERENCES AND FURTHER READING:

Brigham, E.O. 1974, *The Fast Fourier Transform* (Englewood Cliffs, NJ: Prentice-Hall).  
 Elliott, D.F., and Rao, K.R. 1982, *Fast Transforms: Algorithms, Analyses, Applications* (New York: Academic Press).

## 12.2 Fast Fourier Transform (FFT)

How much computation is involved in computing the discrete Fourier transform (12.1.7) of  $N$  points? For many years, until the mid-1960s, the standard answer was this: Define  $W$  as the complex number

$$W \equiv e^{2\pi i/N} \quad (12.2.1)$$

Then (12.1.7) can be written as

$$H_n = \sum_{k=0}^{N-1} W^{nk} h_k \quad (12.2.2)$$

In other words, the vector of  $h_k$ 's is multiplied by a matrix whose  $(n, k)$ th element is the constant  $W$  to the power  $n \times k$ . The matrix multiplication produces a vector result whose components are the  $H_n$ 's. This matrix multiplication evidently requires  $N^2$  complex multiplications, plus a smaller number of operations to generate the required powers of  $W$ . So, the discrete Fourier transform appears to be an  $O(N^2)$  process. These appearances are deceiving! The discrete Fourier transform can, in fact, be computed in  $O(N \log_2 N)$  operations with an algorithm called the *fast Fourier transform*, or *FFT*. The difference between  $N \log_2 N$  and  $N^2$  is immense. With  $N = 10^6$ , for example, it is the difference between, roughly, 30 seconds of CPU time and 2 weeks of CPU time on a microsecond cycle time computer. The existence of an FFT algorithm became generally known only in the mid-1960s, from the work of J.W. Cooley and J.W. Tukey. Retrospectively, we now know (see [1]) that efficient methods for computing the DFT had been independently discovered, and in some cases implemented, by as many as a dozen individuals, starting with Gauss in 1805!

One "rediscovery" of the FFT, that of Danielson and Lanczos in 1942, provides one of the clearest derivations of the algorithm. Danielson and Lanczos showed that a discrete Fourier transform of length  $N$  can be rewritten as the sum of two discrete Fourier transforms, each of length  $N/2$ . One of the two is formed from the

even-numbered points of the original  $N$ , the other from the odd-numbered points. The proof is simply this:

$$\begin{aligned}
 F_k &= \sum_{j=0}^{N-1} e^{2\pi ijk/N} f_j \\
 &= \sum_{j=0}^{N/2-1} e^{2\pi ik(2j)/N} f_{2j} + \sum_{j=0}^{N/2-1} e^{2\pi ik(2j+1)/N} f_{2j+1} \\
 &= \sum_{j=0}^{N/2-1} e^{2\pi ikj/(N/2)} f_{2j} + W^k \sum_{j=0}^{N/2-1} e^{2\pi ikj/(N/2)} f_{2j+1} \\
 &= F_k^e + W^k F_k^o
 \end{aligned} \tag{12.2.3}$$

In the last line,  $W$  is the same complex constant as in (12.2.1),  $F_k^e$  denotes the  $k$ th component of the Fourier transform of length  $N/2$  formed from the even components of the original  $f_j$ 's, while  $F_k^o$  is the corresponding transform of length  $N/2$  formed from the odd components. Notice also that  $k$  in the last line of (12.2.3) varies from 0 to  $N$ , not just to  $N/2$ . Nevertheless, the transforms  $F_k^e$  and  $F_k^o$  are periodic in  $k$  with length  $N/2$ . So each is repeated through two cycles to obtain  $F_k$ .

The wonderful thing about the *Danielson-Lanczos Lemma* is that it can be used recursively. Having reduced the problem of computing  $F_k$  to that of computing  $F_k^e$  and  $F_k^o$ , we can do the same reduction of  $F_k^e$  to the problem of computing the transform of its  $N/4$  even-numbered input data and  $N/4$  odd-numbered data. In other words, we can define  $F_k^{ee}$  and  $F_k^{eo}$  to be the discrete Fourier transforms of the points which are respectively even-even and even-odd on the successive subdivisions of the data.

Although there are ways of treating other cases, by far the easiest case is the one in which the original  $N$  is an integer power of 2. In fact, we categorically recommend that you *only* use FFTs with  $N$  a power of two. If the length of your data set is not a power of two, pad it with zeros up to the next power of two. (We will give more sophisticated suggestions in subsequent sections below.) With this restriction on  $N$ , it is evident that we can continue applying the Danielson-Lanczos Lemma until we have subdivided the data all the way down to transforms of length 1. What is the Fourier transform of length one? It is just the identity operation that copies its one input number into its one output slot! In other words, for every pattern of  $\log_2 N$   $e$ 's and  $o$ 's, there is a one-point transform that is just one of the input numbers  $f_n$

$$F_k^{eoeoeoe\cdots oee} = f_n \quad \text{for some } n \tag{12.2.4}$$

(Of course this one-point transform actually does not depend on  $k$ , since it is periodic in  $k$  with period 1.)

The next trick is to figure out which value of  $n$  corresponds to which pattern of  $e$ 's and  $o$ 's in equation (12.2.4). The answer is: Reverse the pattern of  $e$ 's and  $o$ 's, then let  $e = 0$  and  $o = 1$ , and you will have, *in binary* the value of  $n$ . Do you see why it works? It is because the successive subdivisions of the data into even and odd are tests of successive low-order (least significant) bits of  $n$ . This idea of *bit reversal* can be exploited in a very clever way which, along with the Danielson-Lanczos

Sample page from NUMERICAL RECIPES IN C: THE ART OF SCIENTIFIC COMPUTING (ISBN 0-521-43108-5)  
 Copyright (C) 1988-1992 by Cambridge University Press. Programs Copyright (C) 1988-1992 by Numerical Recipes Software.  
 Permission is granted for internet users to make one paper copy for their own personal use. Further reproduction, or any copying of machine-readable files (including this one), to any server computer, is strictly prohibited. To order Numerical Recipes books or CDROMs, visit website <http://www.nr.com> or call 1-800-872-7423 (North America only), or send email to [directcustserv@cambridge.org](mailto:directcustserv@cambridge.org) (outside North America).

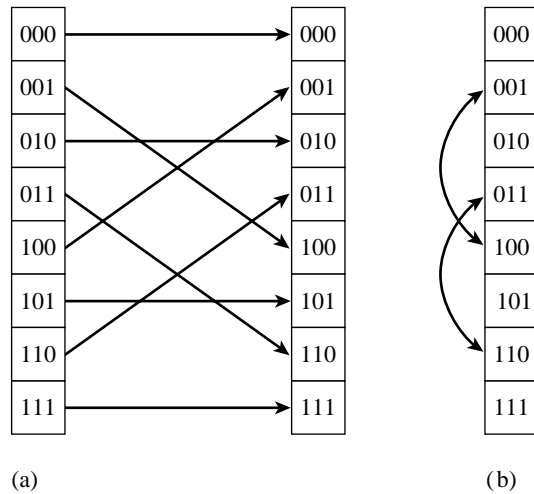


Figure 12.2.1. Reordering an array (here of length 8) by bit reversal, (a) between two arrays, versus (b) in place. Bit reversal reordering is a necessary part of the fast Fourier transform (FFT) algorithm.

Lemma, makes FFTs practical: Suppose we take the original vector of data  $f_j$  and rearrange it into bit-reversed order (see Figure 12.2.1), so that the individual numbers are in the order not of  $j$ , but of the number obtained by bit-reversing  $j$ . Then the bookkeeping on the recursive application of the Danielson-Lanczos Lemma becomes extraordinarily simple. The points as given are the one-point transforms. We combine adjacent pairs to get two-point transforms, then combine adjacent pairs of pairs to get 4-point transforms, and so on, until the first and second halves of the whole data set are combined into the final transform. Each combination takes of order  $N$  operations, and there are evidently  $\log_2 N$  combinations, so the whole algorithm is of order  $N \log_2 N$  (assuming, as is the case, that the process of sorting into bit-reversed order is no greater in order than  $N \log_2 N$ ).

This, then, is the structure of an FFT algorithm: It has two sections. The first section sorts the data into bit-reversed order. Luckily this takes no additional storage, since it involves only swapping pairs of elements. (If  $k_1$  is the bit reverse of  $k_2$ , then  $k_2$  is the bit reverse of  $k_1$ .) The second section has an outer loop that is executed  $\log_2 N$  times and calculates, in turn, transforms of length 2, 4, 8,  $\dots$ ,  $N$ . For each stage of this process, two nested inner loops range over the subtransforms already computed and the elements of each transform, implementing the Danielson-Lanczos Lemma. The operation is made more efficient by restricting external calls for trigonometric sines and cosines to the outer loop, where they are made only  $\log_2 N$  times. Computation of the sines and cosines of multiple angles is through simple recurrence relations in the inner loops (cf. 5.5.6).

The FFT routine given below is based on one originally written by N. M. Brenner. The input quantities are the number of complex data points (`nn`), the data array (`data[1..2*nn]`), and `isign`, which should be set to either  $\pm 1$  and is the sign of  $i$  in the exponential of equation (12.1.7). When `isign` is set to  $-1$ , the routine thus calculates the inverse transform (12.1.9) — except that it does not multiply by the normalizing factor  $1/N$  that appears in that equation. You can do that yourself.

Notice that the argument `nn` is the number of *complex* data points. The actual

length of the real array (`data[1..2*nn]`) is 2 times `nn`, with each complex value occupying two consecutive locations. In other words, `data[1]` is the real part of  $f_0$ , `data[2]` is the imaginary part of  $f_0$ , and so on up to `data[2*nn-1]`, which is the real part of  $f_{N-1}$ , and `data[2*nn]`, which is the imaginary part of  $f_{N-1}$ . The FFT routine gives back the  $F_n$ 's packed in exactly the same fashion, as `nn` complex numbers.

The real and imaginary parts of the zero frequency component  $F_0$  are in `data[1]` and `data[2]`; the smallest nonzero positive frequency has real and imaginary parts in `data[3]` and `data[4]`; the smallest (in magnitude) nonzero negative frequency has real and imaginary parts in `data[2*nn-1]` and `data[2*nn]`. Positive frequencies increasing in magnitude are stored in the real-imaginary pairs `data[5]`, `data[6]` up to `data[nn-1]`, `data[nn]`. Negative frequencies of increasing magnitude are stored in `data[2*nn-3]`, `data[2*nn-2]` down to `data[nn+3]`, `data[nn+4]`. Finally, the pair `data[nn+1]`, `data[nn+2]` contain the real and imaginary parts of the one aliased point that contains the most positive and the most negative frequency. You should try to develop a familiarity with this storage arrangement of complex spectra, also shown in Figure 12.2.2, since it is the practical standard.

This is a good place to remind you that you can also use a routine like `four1` *without modification* even if your input data array is zero-offset, that is has the range `data[0..2*nn-1]`. In this case, simply decrement the pointer to `data` by one when `four1` is invoked, e.g., `four1(data-1, 1024, 1)`; The real part of  $f_0$  will now be returned in `data[0]`, the imaginary part in `data[1]`, and so on. See §1.2.

```
#include <math.h>
#define SWAP(a,b) tempr=(a);(a)=(b);(b)=tempr

void four1(float data[], unsigned long nn, int isign)
Replaces data[1..2*nn] by its discrete Fourier transform, if isign is input as 1; or replaces
data[1..2*nn] by nn times its inverse discrete Fourier transform, if isign is input as -1.
data is a complex array of length nn or, equivalently, a real array of length 2*nn. nn MUST
be an integer power of 2 (this is not checked for!).
{
    unsigned long n,mmax,m,j,istep,i;
    double wtemp,wr,wpr,wpi,wi,theta;
    float tempr,tempi;
    // Double precision for the trigonometric recurrences.

    n=nn << 1;
    j=1;
    for (i=1;i<n;i+=2) {
        if (j > i) {
            SWAP(data[j],data[i]);
            SWAP(data[j+1],data[i+1]);
            // This is the bit-reversal section of the routine.
            // Exchange the two complex numbers.
        }
        m=nn;
        while (m >= 2 && j > m) {
            j -= m;
            m >>= 1;
        }
        j += m;
    }
    // Here begins the Danielson-Lanczos section of the routine.
    mmax=2;
    while (n > mmax) {
        istep=mmax << 1;
        theta=isign*(6.28318530717959/mmax);
        wtemp=sin(0.5*theta);
        wpr = -2.0*wtemp*wtemp;
        // Outer loop executed log2 nn times.
        // Initialize the trigonometric recurrence.
    }
}
```

Sample page from NUMERICAL RECIPES IN C: THE ART OF SCIENTIFIC COMPUTING (ISBN 0-521-43108-5)  
Copyright (C) 1988-1992 by Cambridge University Press. Programs Copyright (C) 1988-1992 by Numerical Recipes Software.  
Permission is granted for internet users to make one paper copy for their own personal use. Further reproduction, or any copying of machine-readable files (including this one), to any server computer, is strictly prohibited. To order Numerical Recipes books or CDROMs, visit website <http://www.nr.com> or call 1-800-872-7423 (North America only), or send email to [directcustserv@cambridge.org](mailto:directcustserv@cambridge.org) (outside North America).

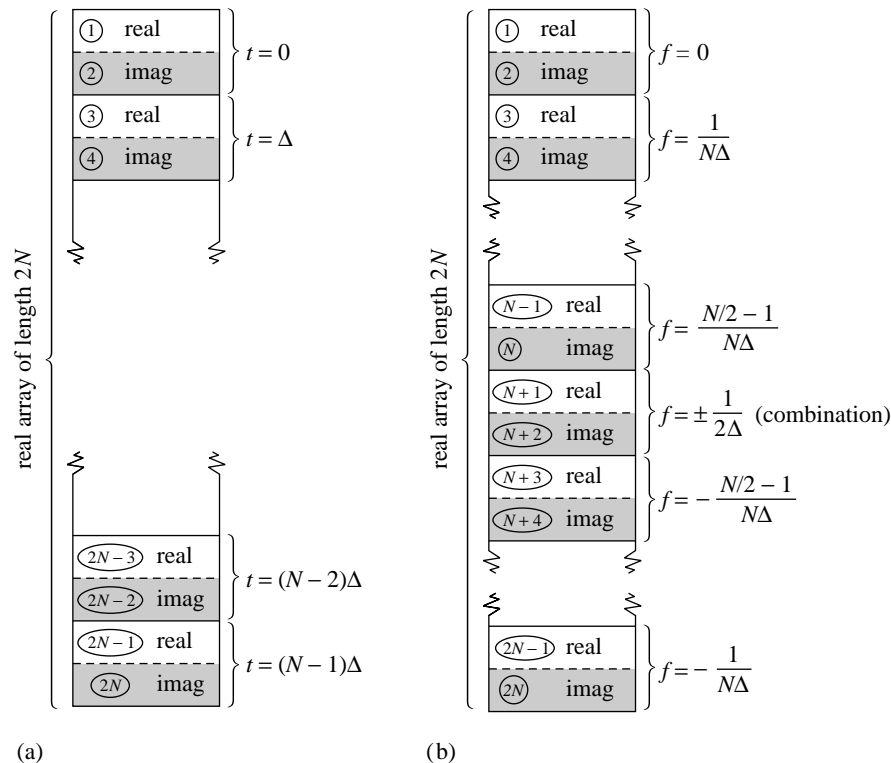


Figure 12.2.2. Input and output arrays for FFT. (a) The input array contains  $N$  (a power of 2) complex time samples in a real array of length  $2N$ , with real and imaginary parts alternating. (b) The output array contains the complex Fourier spectrum at  $N$  values of frequency. Real and imaginary parts again alternate. The array starts with zero frequency, works up to the most positive frequency (which is ambiguous with the most negative frequency). Negative frequencies follow, from the second-most negative up to the frequency just below zero.

```

wpi=sin(theta);
wr=1.0;
wi=0.0;
for (m=1;m<mmax;m+=2) {
    for (i=m;i<=n;i+=istep) {
        j=i+mmax;
        tempr=wr*data[j]-wi*data[j+1];
        tempi=wr*data[j+1]+wi*data[j];
        data[j]=data[i]-tempr;
        data[j+1]=data[i+1]-tempi;
        data[i] += tempr;
        data[i+1] += tempi;
    }
    wr=(wtemp=wr)*wpr-wi*wpi+wr;
    wi=wi*wpr+wtemp*wpi+wi;
}
mmax=istep;
}

```

Here are the two nested inner loops.

This is the Danielson-Lanczos formula:

Trigonometric recurrence.

(A double precision version of `four1`, named `dfour1`, is used by the routine `mpmul` in §20.6. You can easily make the conversion, or else get the converted routine from the *Numerical Recipes* diskette.)

## Other FFT Algorithms

We should mention that there are a number of variants on the basic FFT algorithm given above. As we have seen, that algorithm first rearranges the input elements into bit-reverse order, then builds up the output transform in  $\log_2 N$  iterations. In the literature, this sequence is called a *decimation-in-time* or *Cooley-Tukey* FFT algorithm. It is also possible to derive FFT algorithms that first go through a set of  $\log_2 N$  iterations on the input data, and rearrange the *output* values into bit-reverse order. These are called *decimation-in-frequency* or *Sande-Tukey* FFT algorithms. For some applications, such as convolution (§13.1), one takes a data set into the Fourier domain and then, after some manipulation, back out again. In these cases it is possible to avoid all bit reversing. You use a decimation-in-frequency algorithm (without its bit reversing) to get into the “scrambled” Fourier domain, do your operations there, and then use an inverse algorithm (without *its* bit reversing) to get back to the time domain. While elegant in principle, this procedure does not in practice save much computation time, since the bit reversals represent only a small fraction of an FFT’s operations count, and since most useful operations in the frequency domain require a knowledge of which points correspond to which frequencies.

Another class of FFTs subdivides the initial data set of length  $N$  not all the way down to the trivial transform of length 1, but rather only down to some other small power of 2, for example  $N = 4$ , *base-4 FFTs*, or  $N = 8$ , *base-8 FFTs*. These small transforms are then done by small sections of highly optimized coding which take advantage of special symmetries of that particular small  $N$ . For example, for  $N = 4$ , the trigonometric sines and cosines that enter are all  $\pm 1$  or 0, so many multiplications are eliminated, leaving largely additions and subtractions. These can be faster than simpler FFTs by some significant, but not overwhelming, factor, e.g., 20 or 30 percent.

There are also FFT algorithms for data sets of length  $N$  not a power of two. They work by using relations analogous to the Danielson-Lanczos Lemma to subdivide the initial problem into successively smaller problems, not by factors of 2, but by whatever small prime factors happen to divide  $N$ . The larger that the largest prime factor of  $N$  is, the worse this method works. If  $N$  is prime, then no subdivision is possible, and the user (whether he knows it or not) is taking a *slow* Fourier transform, of order  $N^2$  instead of order  $N \log_2 N$ . Our advice is to stay clear of such FFT implementations, with perhaps one class of exceptions, the *Winograd Fourier transform algorithms*. Winograd algorithms are in some ways analogous to the base-4 and base-8 FFTs. Winograd has derived highly optimized codings for taking small- $N$  discrete Fourier transforms, e.g., for  $N = 2, 3, 4, 5, 7, 8, 11, 13, 16$ . The algorithms also use a new and clever way of combining the subfactors. The method involves a reordering of the data both before the hierarchical processing and after it, but it allows a significant reduction in the number of multiplications in the algorithm. For some especially favorable values of  $N$ , the Winograd algorithms can be significantly (e.g., up to a factor of 2) faster than the simpler FFT algorithms of the nearest integer power of 2. This advantage in speed, however, must be weighed against the considerably more complicated data indexing involved in these transforms, and the fact that the Winograd transform cannot be done “in place.”

Finally, an interesting class of transforms for doing convolutions quickly are number theoretic transforms. These schemes replace floating-point arithmetic with

integer arithmetic modulo some large prime  $N+1$ , and the  $N$ th root of 1 by the modulo arithmetic equivalent. Strictly speaking, these are not *Fourier* transforms at all, but the properties are quite similar and computational speed can be far superior. On the other hand, their use is somewhat restricted to quantities like correlations and convolutions since the transform itself is not easily interpretable as a “frequency” spectrum.

#### CITED REFERENCES AND FURTHER READING:

- Nussbaumer, H.J. 1982, *Fast Fourier Transform and Convolution Algorithms* (New York: Springer-Verlag).
- Elliott, D.F., and Rao, K.R. 1982, *Fast Transforms: Algorithms, Analyses, Applications* (New York: Academic Press).
- Brigham, E.O. 1974, *The Fast Fourier Transform* (Englewood Cliffs, NJ: Prentice-Hall). [1]
- Bloomfield, P. 1976, *Fourier Analysis of Time Series – An Introduction* (New York: Wiley).
- Van Loan, C. 1992, *Computational Frameworks for the Fast Fourier Transform* (Philadelphia: S.I.A.M.).
- Beauchamp, K.G. 1984, *Applications of Walsh Functions and Related Functions* (New York: Academic Press) [non-Fourier transforms].
- Heideman, M.T., Johnson, D.H., and Burris, C.S. 1984, *IEEE ASSP Magazine*, pp. 14–21 (October).

## 12.3 FFT of Real Functions, Sine and Cosine Transforms

It happens frequently that the data whose FFT is desired consist of real-valued samples  $f_j$ ,  $j = 0 \dots N - 1$ . To use `four1`, we put these into a complex array with all imaginary parts set to zero. The resulting transform  $F_n$ ,  $n = 0 \dots N - 1$  satisfies  $F_{N-n}^* = F_n$ . Since this complex-valued array has real values for  $F_0$  and  $F_{N/2}$ , and  $(N/2) - 1$  other independent values  $F_1 \dots F_{N/2-1}$ , it has the same  $2(N/2 - 1) + 2 = N$  “degrees of freedom” as the original, real data set. However, the use of the full complex FFT algorithm for real data is inefficient, both in execution time and in storage required. You would think that there is a better way.

There are *two* better ways. The first is “mass production”: Pack two separate real functions into the input array in such a way that their individual transforms can be separated from the result. This is implemented in the program `twofft` below. This may remind you of a one-cent sale, at which you are coerced to purchase two of an item when you only need one. However, remember that for correlations and convolutions the Fourier transforms of two functions are involved, and this is a handy way to do them both at once. The second method is to pack the real input array cleverly, without extra zeros, into a complex array of half its length. One then performs a complex FFT on this shorter length; the trick is then to get the required answer out of the result. This is done in the program `realft` below.



integer arithmetic modulo some large prime  $N+1$ , and the  $N$ th root of 1 by the modulo arithmetic equivalent. Strictly speaking, these are not *Fourier* transforms at all, but the properties are quite similar and computational speed can be far superior. On the other hand, their use is somewhat restricted to quantities like correlations and convolutions since the transform itself is not easily interpretable as a “frequency” spectrum.

#### CITED REFERENCES AND FURTHER READING:

- Nussbaumer, H.J. 1982, *Fast Fourier Transform and Convolution Algorithms* (New York: Springer-Verlag).
- Elliott, D.F., and Rao, K.R. 1982, *Fast Transforms: Algorithms, Analyses, Applications* (New York: Academic Press).
- Brigham, E.O. 1974, *The Fast Fourier Transform* (Englewood Cliffs, NJ: Prentice-Hall). [1]
- Bloomfield, P. 1976, *Fourier Analysis of Time Series – An Introduction* (New York: Wiley).
- Van Loan, C. 1992, *Computational Frameworks for the Fast Fourier Transform* (Philadelphia: S.I.A.M.).
- Beauchamp, K.G. 1984, *Applications of Walsh Functions and Related Functions* (New York: Academic Press) [non-Fourier transforms].
- Heideman, M.T., Johnson, D.H., and Burris, C.S. 1984, *IEEE ASSP Magazine*, pp. 14–21 (October).

## 12.3 FFT of Real Functions, Sine and Cosine Transforms

It happens frequently that the data whose FFT is desired consist of real-valued samples  $f_j$ ,  $j = 0 \dots N - 1$ . To use `four1`, we put these into a complex array with all imaginary parts set to zero. The resulting transform  $F_n$ ,  $n = 0 \dots N - 1$  satisfies  $F_{N-n}^* = F_n$ . Since this complex-valued array has real values for  $F_0$  and  $F_{N/2}$ , and  $(N/2) - 1$  other independent values  $F_1 \dots F_{N/2-1}$ , it has the same  $2(N/2 - 1) + 2 = N$  “degrees of freedom” as the original, real data set. However, the use of the full complex FFT algorithm for real data is inefficient, both in execution time and in storage required. You would think that there is a better way.

There are *two* better ways. The first is “mass production”: Pack two separate real functions into the input array in such a way that their individual transforms can be separated from the result. This is implemented in the program `twofft` below. This may remind you of a one-cent sale, at which you are coerced to purchase two of an item when you only need one. However, remember that for correlations and convolutions the Fourier transforms of two functions are involved, and this is a handy way to do them both at once. The second method is to pack the real input array cleverly, without extra zeros, into a complex array of half its length. One then performs a complex FFT on this shorter length; the trick is then to get the required answer out of the result. This is done in the program `realft` below.

## Transform of Two Real Functions Simultaneously

First we show how to exploit the symmetry of the transform  $F_n$  to handle two real functions at once: Since the input data  $f_j$  are real, the components of the discrete Fourier transform satisfy

$$F_{N-n} = (F_n)^* \quad (12.3.1)$$

where the asterisk denotes complex conjugation. By the same token, the discrete Fourier transform of a purely imaginary set of  $g_j$ 's has the opposite symmetry.

$$G_{N-n} = -(G_n)^* \quad (12.3.2)$$

Therefore we can take the discrete Fourier transform of two real functions each of length  $N$  simultaneously by packing the two data arrays as the real and imaginary parts, respectively, of the complex input array of `four1`. Then the resulting transform array can be unpacked into two complex arrays with the aid of the two symmetries. Routine `twofft` works out these ideas.

```
void twofft(float data1[], float data2[], float fft1[], float fft2[],
            unsigned long n)
Given two real input arrays data1[1..n] and data2[1..n], this routine calls four1 and
returns two complex output arrays, fft1[1..2n] and fft2[1..2n], each of complex length
n (i.e., real length 2*n), which contain the discrete Fourier transforms of the respective data
arrays. n MUST be an integer power of 2.
{
    void four1(float data[], unsigned long nn, int isign);
    unsigned long nn3,nn2,jj,j;
    float rep,rem,aip,aim;

    nn3=1+(nn2=2+n+n);
    for (j=1,jj=2;j<=n;j++,jj+=2) {           Pack the two real arrays into one com-
        fft1[jj-1]=data1[j];                 plex array.
        fft1[jj]=data2[j];
    }
    four1(fft1,n,1);                          Transform the complex array.
    fft2[1]=fft1[2];
    fft1[2]=fft2[2]=0.0;
    for (j=3;j<=n+1;j+=2) {
        rep=0.5*(fft1[j]+fft1[nn2-j]);       Use symmetries to separate the two trans-
        rem=0.5*(fft1[j]-fft1[nn2-j]);       forms.
        aip=0.5*(fft1[j+1]+fft1[nn3-j]);
        aim=0.5*(fft1[j+1]-fft1[nn3-j]);
        fft1[j]=rep;                         Ship them out in two complex arrays.
        fft1[j+1]=aim;
        fft1[nn2-j]=rep;
        fft1[nn3-j] = -aim;
        fft2[j]=aip;
        fft2[j+1] = -rem;
        fft2[nn2-j]=aip;
        fft2[nn3-j]=rem;
    }
}
```

What about the reverse process? Suppose you have two complex transform arrays, each of which has the symmetry (12.3.1), so that you know that the inverses of both transforms are real functions. Can you invert both in a single FFT? This is even easier than the other direction. Use the fact that the FFT is linear and form the sum of the first transform plus  $i$  times the second. Invert using `four1` with `isign = -1`. The real and imaginary parts of the resulting complex array are the two desired real functions.

### FFT of Single Real Function

To implement the second method, which allows us to perform the FFT of a *single* real function without redundancy, we split the data set in half, thereby forming two real arrays of half the size. We can apply the program above to these two, but of course the result will not be the transform of the original data. It will be a schizophrenic combination of two transforms, each of which has half of the information we need. Fortunately, this schizophrenia is treatable. It works like this:

The right way to split the original data is to take the even-numbered  $f_j$  as one data set, and the odd-numbered  $f_j$  as the other. The beauty of this is that we can take the original real array and treat it as a complex array  $h_j$  of half the length. The first data set is the real part of this array, and the second is the imaginary part, as prescribed for `twofft`. No repacking is required. In other words  $h_j = f_{2j} + if_{2j+1}$ ,  $j = 0, \dots, N/2 - 1$ . We submit this to `four1`, and it will give back a complex array  $H_n = F_n^e + iF_n^o$ ,  $n = 0, \dots, N/2 - 1$  with

$$\begin{aligned} F_n^e &= \sum_{k=0}^{N/2-1} f_{2k} e^{2\pi i kn/(N/2)} \\ F_n^o &= \sum_{k=0}^{N/2-1} f_{2k+1} e^{2\pi i kn/(N/2)} \end{aligned} \quad (12.3.3)$$

The discussion of program `twofft` tells you how to separate the two transforms  $F_n^e$  and  $F_n^o$  out of  $H_n$ . How do you work them into the transform  $F_n$  of the original data set  $f_j$ ? Simply glance back at equation (12.2.3):

$$F_n = F_n^e + e^{2\pi i n/N} F_n^o \quad n = 0, \dots, N - 1 \quad (12.3.4)$$

Expressed directly in terms of the transform  $H_n$  of our real (masquerading as complex) data set, the result is

$$F_n = \frac{1}{2}(H_n + H_{N/2-n}^*) - \frac{i}{2}(H_n - H_{N/2-n}^*)e^{2\pi i n/N} \quad n = 0, \dots, N - 1 \quad (12.3.5)$$

A few remarks:

- Since  $F_{N-n}^* = F_n$  there is no point in saving the entire spectrum. The positive frequency half is sufficient and can be stored in the same array as the original data. The operation can, in fact, be done in place.
- Even so, we need values  $H_n$ ,  $n = 0, \dots, N/2$  whereas `four1` gives only the values  $n = 0, \dots, N/2 - 1$ . Symmetry to the rescue,  $H_{N/2} = H_0$ .

- The values  $F_0$  and  $F_{N/2}$  are real and independent. In order to actually get the entire  $F_n$  in the original array space, it is convenient to put  $F_{N/2}$  into the imaginary part of  $F_0$ .
- Despite its complicated form, the process above is invertible. First peel  $F_{N/2}$  out of  $F_0$ . Then construct

$$\begin{aligned} F_n^e &= \frac{1}{2}(F_n + F_{N/2-n}^*) & n = 0, \dots, N/2 - 1 \\ F_n^o &= \frac{1}{2}e^{-2\pi in/N}(F_n - F_{N/2-n}^*) \end{aligned} \quad (12.3.6)$$

and use `four1` to find the inverse transform of  $H_n = F_n^{(1)} + iF_n^{(2)}$ . Surprisingly, the actual algebraic steps are virtually identical to those of the forward transform.

Here is a representation of what we have said:

```
#include <math.h>

void realft(float data[], unsigned long n, int isign)
Calculates the Fourier transform of a set of n real-valued data points. Replaces this data (which
is stored in array data[1..n]) by the positive frequency half of its complex Fourier transform.
The real-valued first and last components of the complex transform are returned as elements
data[1] and data[2], respectively. n must be a power of 2. This routine also calculates the
inverse transform of a complex data array if it is the transform of real data. (Result in this case
must be multiplied by 2/n.)
{
    void four1(float data[], unsigned long nn, int isign);
    unsigned long i,i1,i2,i3,i4,np3;
    float c1=0.5,c2,h1r,h1i,h2r,h2i;
    double wr,wi,wpr,wpi,wtemp,theta;

    theta=3.141592653589793/(double) (n>>1);
    if (isign == 1) {
        c2 = -0.5;
        four1(data,n>>1,1);
    } else {
        c2=0.5;
        theta = -theta;
    }
    wtemp=sin(0.5*theta);
    wpr = -2.0*wtemp*wtemp;
    wpi=sin(theta);
    wr=1.0+wpr;
    wi=wpi;
    np3=n+3;
    for (i=2;i<=(n>>2);i++) {
        i4=1+(i3=np3-(i2=1+(i1=i+i-1)));
        h1r=c1*(data[i1]+data[i3]);
        h1i=c1*(data[i2]-data[i4]);
        h2r = -c2*(data[i2]+data[i4]);
        h2i=c2*(data[i1]-data[i3]);
        data[i1]=h1r+wr*h2r-wi*h2i;
        data[i2]=h1i+wr*h2i+wi*h2r;
        data[i3]=h1r-wr*h2r+wi*h2i;
        data[i4] = -h1i+wr*h2i+wi*h2r;
        wr=(wtemp=wr)*wpr-wi*wpi+wr;
        wi=wi*wpr+wtemp*wpi+wi;
    }
    if (isign == 1) {
```

```

    data[1] = (h1r=data[1])+data[2];
    data[2] = h1r-data[2];
} else {
    data[1]=c1*((h1r=data[1])+data[2]);
    data[2]=c1*(h1r-data[2]);
    four1(data,n>>1,-1);
}
}

```

Squeeze the first and last data together to get them all within the original array.

This is the inverse transform for the case `isign=-1`.

## Fast Sine and Cosine Transforms

Among their other uses, the Fourier transforms of functions can be used to solve differential equations (see §19.4). The most common boundary conditions for the solutions are 1) they have the value zero at the boundaries, or 2) their derivatives are zero at the boundaries. In the first instance, the natural transform to use is the *sine* transform, given by

$$F_k = \sum_{j=1}^{N-1} f_j \sin(\pi j k / N) \quad \text{sine transform} \quad (12.3.7)$$

where  $f_j$ ,  $j = 0, \dots, N - 1$  is the data array, and  $f_0 \equiv 0$ .

At first blush this appears to be simply the imaginary part of the discrete Fourier transform. However, the argument of the sine differs by a factor of two from the value that would make this so. The sine transform uses *sines only* as a complete set of functions in the interval from 0 to  $2\pi$ , and, as we shall see, the cosine transform uses *cosines only*. By contrast, the normal FFT uses both sines and cosines, but only half as many of each. (See Figure 12.3.1.)

The expression (12.3.7) can be “force-fit” into a form that allows its calculation via the FFT. The idea is to extend the given function rightward past its last tabulated value. We extend the data to twice their length in such a way as to make them an *odd* function about  $j = N$ , with  $f_N = 0$ ,

$$f_{2N-j} \equiv -f_j \quad j = 0, \dots, N - 1 \quad (12.3.8)$$

Consider the FFT of this extended function:

$$F_k = \sum_{j=0}^{2N-1} f_j e^{2\pi i j k / (2N)} \quad (12.3.9)$$

The half of this sum from  $j = N$  to  $j = 2N - 1$  can be rewritten with the substitution  $j' = 2N - j$

$$\begin{aligned} \sum_{j=N}^{2N-1} f_j e^{2\pi i j k / (2N)} &= \sum_{j'=1}^N f_{2N-j'} e^{2\pi i (2N-j')k / (2N)} \\ &= - \sum_{j'=0}^{N-1} f_{j'} e^{-2\pi i j' k / (2N)} \end{aligned} \quad (12.3.10)$$

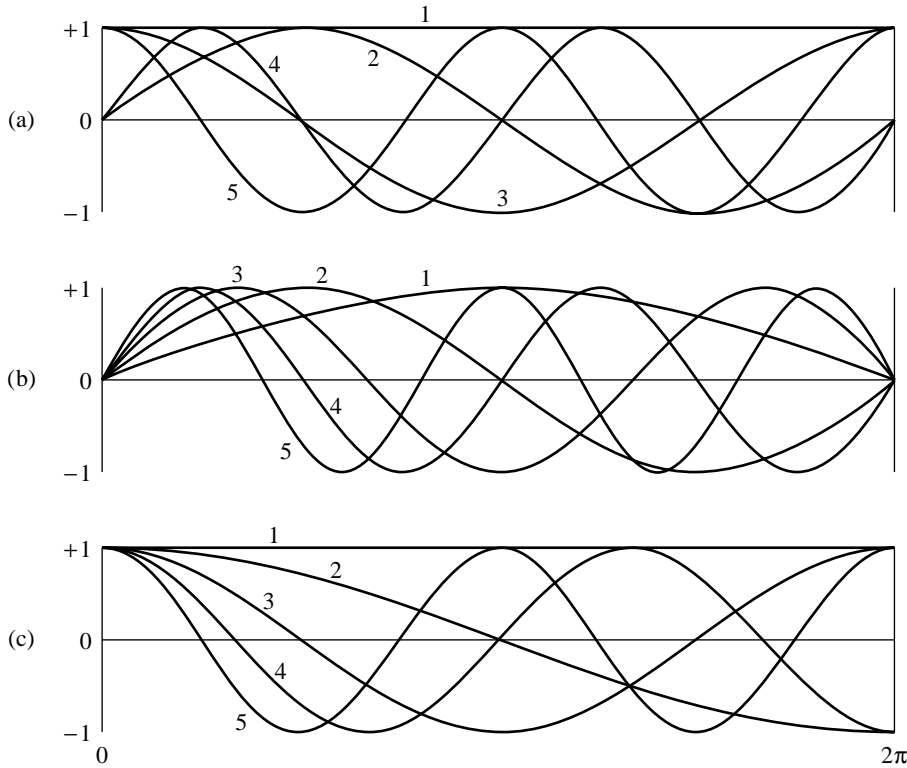


Figure 12.3.1. Basis functions used by the Fourier transform (a), sine transform (b), and cosine transform (c), are plotted. The first five basis functions are shown in each case. (For the Fourier transform, the real and imaginary parts of the basis functions are both shown.) While some basis functions occur in more than one transform, the basis sets are distinct. For example, the sine transform functions labeled (1), (3), (5) are not present in the Fourier basis. Any of the three sets can expand any function in the interval shown; however, the sine or cosine transform best expands functions matching the boundary conditions of the respective basis functions, namely zero function values for sine, zero derivatives for cosine.

so that

$$\begin{aligned}
 F_k &= \sum_{j=0}^{N-1} f_j \left[ e^{2\pi ijk/(2N)} - e^{-2\pi ijk/(2N)} \right] \\
 &= 2i \sum_{j=0}^{N-1} f_j \sin(\pi jk/N)
 \end{aligned}
 \tag{12.3.11}$$

Thus, up to a factor  $2i$  we get the sine transform from the FFT of the extended function.

This method introduces a factor of two inefficiency into the computation by extending the data. This inefficiency shows up in the FFT output, which has zeros for the real part of every element of the transform. For a one-dimensional problem, the factor of two may be bearable, especially in view of the simplicity of the method. When we work with partial differential equations in two or three dimensions, though, the factor becomes four or eight, so efforts to eliminate the inefficiency are well rewarded.

Sample page from NUMERICAL RECIPES IN C: THE ART OF SCIENTIFIC COMPUTING (ISBN 0-521-43108-5)  
 Copyright (C) 1988-1992 by Cambridge University Press. Programs Copyright (C) 1988-1992 by Numerical Recipes Software.  
 Permission is granted for internet users to make one paper copy for their own personal use. Further reproduction, or any copying of machine-readable files (including this one), to any server computer, is strictly prohibited. To order Numerical Recipes books or CDROMs, visit website <http://www.nr.com> or call 1-800-872-7423 (North America only), or send email to [directcustserv@cambridge.org](mailto:directcustserv@cambridge.org) (outside North America).

From the original real data array  $f_j$  we will construct an auxiliary array  $y_j$  and apply to it the routine `realft`. The output will then be used to construct the desired transform. For the sine transform of data  $f_j$ ,  $j = 1, \dots, N-1$ , the auxiliary array is

$$\begin{aligned} y_0 &= 0 \\ y_j &= \sin(j\pi/N)(f_j + f_{N-j}) + \frac{1}{2}(f_j - f_{N-j}) \quad j = 1, \dots, N-1 \end{aligned} \quad (12.3.12)$$

This array is of the same dimension as the original. Notice that the first term is symmetric about  $j = N/2$  and the second is antisymmetric. Consequently, when `realft` is applied to  $y_j$ , the result has real parts  $R_k$  and imaginary parts  $I_k$  given by

$$\begin{aligned} R_k &= \sum_{j=0}^{N-1} y_j \cos(2\pi jk/N) \\ &= \sum_{j=1}^{N-1} (f_j + f_{N-j}) \sin(j\pi/N) \cos(2\pi jk/N) \\ &= \sum_{j=0}^{N-1} 2f_j \sin(j\pi/N) \cos(2\pi jk/N) \\ &= \sum_{j=0}^{N-1} f_j \left[ \sin \frac{(2k+1)j\pi}{N} - \sin \frac{(2k-1)j\pi}{N} \right] \\ &= F_{2k+1} - F_{2k-1} \end{aligned} \quad (12.3.13)$$

$$\begin{aligned} I_k &= \sum_{j=0}^{N-1} y_j \sin(2\pi jk/N) \\ &= \sum_{j=1}^{N-1} (f_j - f_{N-j}) \frac{1}{2} \sin(2\pi jk/N) \\ &= \sum_{j=0}^{N-1} f_j \sin(2\pi jk/N) \\ &= F_{2k} \end{aligned} \quad (12.3.14)$$

Therefore  $F_k$  can be determined as follows:

$$F_{2k} = I_k \quad F_{2k+1} = F_{2k-1} + R_k \quad k = 0, \dots, (N/2 - 1) \quad (12.3.15)$$

The even terms of  $F_k$  are thus determined very directly. The odd terms require a recursion, the starting point of which follows from setting  $k = 0$  in equation (12.3.15) and using  $F_1 = -F_{-1}$ :

$$F_1 = \frac{1}{2}R_0 \quad (12.3.16)$$

The implementing program is

```

#include <math.h>

void sinft(float y[], int n)
Calculates the sine transform of a set of n real-valued data points stored in array y[1..n].
The number n must be a power of 2. On exit y is replaced by its transform. This program,
without changes, also calculates the inverse sine transform, but in this case the output array
should be multiplied by 2/n.
{
    void realft(float data[], unsigned long n, int isign);
    int j,n2=n+2;
    float sum,y1,y2;
    double theta,wi=0.0,wr=1.0,wpi,wpr,wtemp;           Double precision in the trigono-
                                                         metric recurrences.

    theta=3.14159265358979/(double) n;                Initialize the recurrence.
    wtemp=sin(0.5*theta);
    wpr = -2.0*wtemp*wtemp;
    wpi=sin(theta);
    y[1]=0.0;
    for (j=2;j<=(n>>1)+1;j++) {
        wr=(wtemp*wr)*wpr-wi*wpi+wr;           Calculate the sine for the auxiliary array.
        wi=wi*wpr+wtemp*wpi+wi;               The cosine is needed to continue the recurrence.
        y1=wi*(y[j]+y[n2-j]);                  Construct the auxiliary array.
        y2=0.5*(y[j]-y[n2-j]);
        y[j]=y1+y2;                            Terms j and N - j are related.
        y[n2-j]=y1-y2;
    }
    realft(y,n,1);                                Transform the auxiliary array.
    y[1]*=0.5;                                    Initialize the sum used for odd terms below.
    sum=y[2]=0.0;
    for (j=1;j<=n-1;j+=2) {
        sum += y[j];
        y[j]=y[j+1];
        y[j+1]=sum;                             Even terms determined directly.
                                                Odd terms determined by this running sum.
    }
}

```

The sine transform, curiously, is its own inverse. If you apply it twice, you get the original data, but multiplied by a factor of  $N/2$ .

The other common boundary condition for differential equations is that the derivative of the function is zero at the boundary. In this case the natural transform is the *cosine* transform. There are several possible ways of defining the transform. Each can be thought of as resulting from a different way of extending a given array to create an even array of double the length, and/or from whether the extended array contains  $2N - 1$ ,  $2N$ , or some other number of points. In practice, only two of the numerous possibilities are useful so we will restrict ourselves to just these two.

The first form of the cosine transform uses  $N + 1$  data points:

$$F_k = \frac{1}{2}[f_0 + (-1)^k f_N] + \sum_{j=1}^{N-1} f_j \cos(\pi j k / N) \quad (12.3.17)$$

It results from extending the given array to an even array about  $j = N$ , with

$$f_{2N-j} = f_j, \quad j = 0, \dots, N - 1 \quad (12.3.18)$$

If you substitute this extended array into equation (12.3.9), and follow steps analogous to those leading up to equation (12.3.11), you will find that the Fourier transform is



just twice the cosine transform (12.3.17). Another way of thinking about the formula (12.3.17) is to notice that it is the Chebyshev Gauss-Lobatto quadrature formula (see §4.5), often used in Clenshaw-Curtis adaptive quadrature (see §5.9, equation 5.9.4).

Once again the transform can be computed without the factor of two inefficiency. In this case the auxiliary function is

$$y_j = \frac{1}{2}(f_j + f_{N-j}) - \sin(j\pi/N)(f_j - f_{N-j}) \quad j = 0, \dots, N-1 \quad (12.3.19)$$

Instead of equation (12.3.15), `realft` now gives

$$F_{2k} = R_k \quad F_{2k+1} = F_{2k-1} + I_k \quad k = 0, \dots, (N/2 - 1) \quad (12.3.20)$$

The starting value for the recursion for odd  $k$  in this case is

$$F_1 = \frac{1}{2}(f_0 - f_N) + \sum_{j=1}^{N-1} f_j \cos(j\pi/N) \quad (12.3.21)$$

This sum does not appear naturally among the  $R_k$  and  $I_k$ , and so we accumulate it during the generation of the array  $y_j$ .

Once again this transform is its own inverse, and so the following routine works for both directions of the transformation. Note that although this form of the cosine transform has  $N + 1$  input and output values, it passes an array only of length  $N$  to `realft`.

```
#include <math.h>
#define PI 3.141592653589793

void cosft1(float y[], int n)
Calculates the cosine transform of a set y[1..n+1] of real-valued data points. The transformed
data replace the original data in array y. n must be a power of 2. This program, without
changes, also calculates the inverse cosine transform, but in this case the output array should
be multiplied by 2/n.
{
    void realft(float data[], unsigned long n, int isign);
    int j,n2;
    float sum,y1,y2;
    double theta,wi=0.0,wpi,wpr,wr=1.0,wtemp;
    Double precision for the trigonometric recurrences.

    theta=PI/n;                               Initialize the recurrence.
    wtemp=sin(0.5*theta);
    wpr = -2.0*wtemp*wtemp;
    wpi=sin(theta);
    sum=0.5*(y[1]-y[n+1]);
    y[1]=0.5*(y[1]+y[n+1]);
    n2=n+2;
    for (j=2;j<=(n>>1);j++) {                  j=n/2+1 unnecessary since y[n/2+1] unchanged.
        wr=(wtemp*wr)*wpr-wi*wpi+wr;           Carry out the recurrence.
        wi=wi*wpr+wtemp*wpi+wi;
        y1=0.5*(y[j]+y[n2-j]);                 Calculate the auxiliary function.
        y2=(y[j]-y[n2-j]);
        y[j]=y1-wi*y2;                          The values for j and N-j are related.
        y[n2-j]=y1+wi*y2;
        sum += wr*y2;                            Carry along this sum for later use in unfold-
    }                                           ing the transform.
}
```

```

realft(y,n,1);
y[n+1]=y[2];
y[2]=sum;
for (j=4;j<=n;j+=2) {
    sum += y[j];
    y[j]=sum;
}

```

Calculate the transform of the auxiliary function.  
sum is the value of  $F_1$  in equation (12.3.21).  
Equation (12.3.20).

The second important form of the cosine transform is defined by

$$F_k = \sum_{j=0}^{N-1} f_j \cos \frac{\pi k(j + \frac{1}{2})}{N} \quad (12.3.22)$$

with inverse

$$f_j = \frac{2}{N} \sum_{k=0}^{N-1} F_k \cos \frac{\pi k(j + \frac{1}{2})}{N} \quad (12.3.23)$$

Here the prime on the summation symbol means that the term for  $k = 0$  has a coefficient of  $\frac{1}{2}$  in front. This form arises by extending the given data, defined for  $j = 0, \dots, N-1$ , to  $j = N, \dots, 2N-1$  in such a way that it is even about the point  $N - \frac{1}{2}$  and periodic. (It is therefore also even about  $j = -\frac{1}{2}$ .) The form (12.3.23) is related to Gauss-Chebyshev quadrature (see equation 4.5.19), to Chebyshev approximation (§5.8, equation 5.8.7), and Clenshaw-Curtis quadrature (§5.9).

This form of the cosine transform is useful when solving differential equations on “staggered” grids, where the variables are centered midway between mesh points. It is also the standard form in the field of data compression and image processing.

The auxiliary function used in this case is similar to equation (12.3.19):

$$y_j = \frac{1}{2}(f_j + f_{N-j-1}) + \sin \frac{\pi(j + \frac{1}{2})}{N}(f_j - f_{N-j-1}) \quad j = 0, \dots, N-1 \quad (12.3.24)$$

Carrying out the steps similar to those used to get from (12.3.12) to (12.3.15), we find

$$F_{2k} = \cos \frac{\pi k}{N} R_k - \sin \frac{\pi k}{N} I_k \quad (12.3.25)$$

$$F_{2k-1} = \sin \frac{\pi k}{N} R_k + \cos \frac{\pi k}{N} I_k + F_{2k+1} \quad (12.3.26)$$

Note that equation (12.3.26) gives

$$F_{N-1} = \frac{1}{2} R_{N/2} \quad (12.3.27)$$

Thus the even components are found directly from (12.3.25), while the odd components are found by recursing (12.3.26) down from  $k = N/2 - 1$ , using (12.3.27) to start.

Since the transform is not self-inverting, we have to reverse the above steps to find the inverse. Here is the routine:

```

#include <math.h>
#define PI 3.141592653589793

void cosft2(float y[], int n, int isign)
Calculates the "staggered" cosine transform of a set  $y[1..n]$  of real-valued data points. The
transformed data replace the original data in array  $y$ .  $n$  must be a power of 2. Set  $isign$  to
+1 for a transform, and to -1 for an inverse transform. For an inverse transform, the output
array should be multiplied by  $2/n$ .
{
    void realft(float data[], unsigned long n, int isign);
    int i;
    float sum, sum1, y1, y2, ytemp;
    double theta, wi=0.0, wi1, wpi, wpr, wr=1.0, wr1, wtemp;
    Double precision for the trigonometric recurrences.

    theta=0.5*PI/n;                               Initialize the recurrences.
    wr1=cos(theta);
    wi1=sin(theta);
    wpr = -2.0*wi1*wi1;
    wpi=sin(2.0*theta);
    if (isign == 1) {                               Forward transform.
        for (i=1; i<=n/2; i++) {                  Calculate the auxiliary function.
            y1=0.5*(y[i]+y[n-i+1]);
            y2=wi1*(y[i]-y[n-i+1]);
            y[i]=y1+y2;
            y[n-i+1]=y1-y2;
            wr1=(wtemp=wr1)*wpr-wi1*wpi+wr1;      Carry out the recurrence.
            wi1=wi1*wpr+wtemp*wpi+wi1;
        }
        realft(y, n, 1);
        for (i=3; i<=n; i+=2) {                  Transform the auxiliary function.
            wr=(wtemp=wr)*wpr-wi*wpi+wr;          Even terms.
            wi=wi*wpr+wtemp*wpi+wi;
            y1=y[i]*wr-y[i+1]*wi;
            y2=y[i+1]*wr+y[i]*wi;
            y[i]=y1;
            y[i+1]=y2;
        }
        sum=0.5*y[2];                             Initialize recurrence for odd terms
        for (i=n; i>=4; i-=2) {                  with  $\frac{1}{2}R_{N/2}$ .
            sum1=sum;                             Carry out recurrence for odd terms.
            sum += y[i];
            y[i]=sum1;
        }
    } else if (isign == -1) {                     Inverse transform.
        ytemp=y[n];
        for (i=n; i>=4; i-=2) y[i]=y[i-2]-y[i];  Form difference of odd terms.
        y[2]=2.0*ytemp;
        for (i=3; i<=n; i+=2) {                  Calculate  $R_k$  and  $I_k$ .
            wr=(wtemp=wr)*wpr-wi*wpi+wr;
            wi=wi*wpr+wtemp*wpi+wi;
            y1=y[i]*wr+y[i+1]*wi;
            y2=y[i+1]*wr-y[i]*wi;
            y[i]=y1;
            y[i+1]=y2;
        }
    }
    realft(y, n, -1);
    for (i=1; i<=n/2; i++) {                     Invert auxiliary array.
        y1=y[i]+y[n-i+1];
        y2=(0.5/wi1)*(y[i]-y[n-i+1]);
        y[i]=0.5*(y1+y2);
        y[n-i+1]=0.5*(y1-y2);
        wr1=(wtemp=wr1)*wpr-wi1*wpi+wr1;
        wi1=wi1*wpr+wtemp*wpi+wi1;
    }
}

```

Sample page from NUMERICAL RECIPES IN C: THE ART OF SCIENTIFIC COMPUTING (ISBN 0-521-43108-5)  
 Copyright (C) 1988-1992 by Cambridge University Press. Programs Copyright (C) 1988-1992 by Numerical Recipes Software.  
 Permission is granted for internet users to make one paper copy for their own personal use. Further reproduction, or any copying of machine-  
 readable files (including this one), to any server computer, is strictly prohibited. To order Numerical Recipes books or CDROMs, visit website  
<http://www.nr.com> or call 1-800-872-7423 (North America only), or send email to [directcustserv@cambridge.org](mailto:directcustserv@cambridge.org) (outside North America).

}  
 }  
 }

An alternative way of implementing this algorithm is to form an auxiliary function by copying the even elements of  $f_j$  into the first  $N/2$  locations, and the odd elements into the next  $N/2$  elements in reverse order. However, it is not easy to implement the alternative algorithm without a temporary storage array and we prefer the above in-place algorithm.

Finally, we mention that there exist fast cosine transforms for small  $N$  that do not rely on an auxiliary function or use an FFT routine. Instead, they carry out the transform directly, often coded in hardware for fixed  $N$  of small dimension [1].

#### CITED REFERENCES AND FURTHER READING:

- Brigham, E.O. 1974, *The Fast Fourier Transform* (Englewood Cliffs, NJ: Prentice-Hall), §10–10.  
 Sorensen, H.V., Jones, D.L., Heideman, M.T., and Burris, C.S. 1987, *IEEE Transactions on Acoustics, Speech, and Signal Processing*, vol. ASSP-35, pp. 849–863.  
 Hou, H.S. 1987, *IEEE Transactions on Acoustics, Speech, and Signal Processing*, vol. ASSP-35, pp. 1455–1461 [see for additional references].  
 Hockney, R.W. 1971, in *Methods in Computational Physics*, vol. 9 (New York: Academic Press).  
 Temperton, C. 1980, *Journal of Computational Physics*, vol. 34, pp. 314–329.  
 Clarke, R.J. 1985, *Transform Coding of Images*, (Reading, MA: Addison-Wesley).  
 Gonzalez, R.C., and Wintz, P. 1987, *Digital Image Processing*, (Reading, MA: Addison-Wesley).  
 Chen, W., Smith, C.H., and Fralick, S.C. 1977, *IEEE Transactions on Communications*, vol. COM-25, pp. 1004–1009. [1]

## 12.4 FFT in Two or More Dimensions

Given a complex function  $h(k_1, k_2)$  defined over the two-dimensional grid  $0 \leq k_1 \leq N_1 - 1$ ,  $0 \leq k_2 \leq N_2 - 1$ , we can define its two-dimensional discrete Fourier transform as a complex function  $H(n_1, n_2)$ , defined over the same grid,

$$H(n_1, n_2) \equiv \sum_{k_2=0}^{N_2-1} \sum_{k_1=0}^{N_1-1} \exp(2\pi i k_2 n_2 / N_2) \exp(2\pi i k_1 n_1 / N_1) h(k_1, k_2) \quad (12.4.1)$$

By pulling the “subscripts 2” exponential outside of the sum over  $k_1$ , or by reversing the order of summation and pulling the “subscripts 1” outside of the sum over  $k_2$ , we can see instantly that the two-dimensional FFT can be computed by taking one-dimensional FFTs sequentially on each index of the original function. Symbolically,

$$\begin{aligned} H(n_1, n_2) &= \text{FFT-on-index-1}(\text{FFT-on-index-2}[h(k_1, k_2)]) \\ &= \text{FFT-on-index-2}(\text{FFT-on-index-1}[h(k_1, k_2)]) \end{aligned} \quad (12.4.2)$$

}  
 }  
 }

An alternative way of implementing this algorithm is to form an auxiliary function by copying the even elements of  $f_j$  into the first  $N/2$  locations, and the odd elements into the next  $N/2$  elements in reverse order. However, it is not easy to implement the alternative algorithm without a temporary storage array and we prefer the above in-place algorithm.

Finally, we mention that there exist fast cosine transforms for small  $N$  that do not rely on an auxiliary function or use an FFT routine. Instead, they carry out the transform directly, often coded in hardware for fixed  $N$  of small dimension [1].

#### CITED REFERENCES AND FURTHER READING:

- Brigham, E.O. 1974, *The Fast Fourier Transform* (Englewood Cliffs, NJ: Prentice-Hall), §10–10.  
 Sorensen, H.V., Jones, D.L., Heideman, M.T., and Burris, C.S. 1987, *IEEE Transactions on Acoustics, Speech, and Signal Processing*, vol. ASSP-35, pp. 849–863.  
 Hou, H.S. 1987, *IEEE Transactions on Acoustics, Speech, and Signal Processing*, vol. ASSP-35, pp. 1455–1461 [see for additional references].  
 Hockney, R.W. 1971, in *Methods in Computational Physics*, vol. 9 (New York: Academic Press).  
 Temperton, C. 1980, *Journal of Computational Physics*, vol. 34, pp. 314–329.  
 Clarke, R.J. 1985, *Transform Coding of Images*, (Reading, MA: Addison-Wesley).  
 Gonzalez, R.C., and Wintz, P. 1987, *Digital Image Processing*, (Reading, MA: Addison-Wesley).  
 Chen, W., Smith, C.H., and Fralick, S.C. 1977, *IEEE Transactions on Communications*, vol. COM-25, pp. 1004–1009. [1]

## 12.4 FFT in Two or More Dimensions

Given a complex function  $h(k_1, k_2)$  defined over the two-dimensional grid  $0 \leq k_1 \leq N_1 - 1$ ,  $0 \leq k_2 \leq N_2 - 1$ , we can define its two-dimensional discrete Fourier transform as a complex function  $H(n_1, n_2)$ , defined over the same grid,

$$H(n_1, n_2) \equiv \sum_{k_2=0}^{N_2-1} \sum_{k_1=0}^{N_1-1} \exp(2\pi i k_2 n_2 / N_2) \exp(2\pi i k_1 n_1 / N_1) h(k_1, k_2) \quad (12.4.1)$$

By pulling the “subscripts 2” exponential outside of the sum over  $k_1$ , or by reversing the order of summation and pulling the “subscripts 1” outside of the sum over  $k_2$ , we can see instantly that the two-dimensional FFT can be computed by taking one-dimensional FFTs sequentially on each index of the original function. Symbolically,

$$\begin{aligned} H(n_1, n_2) &= \text{FFT-on-index-1}(\text{FFT-on-index-2}[h(k_1, k_2)]) \\ &= \text{FFT-on-index-2}(\text{FFT-on-index-1}[h(k_1, k_2)]) \end{aligned} \quad (12.4.2)$$

For this to be practical, of course, both  $N_1$  and  $N_2$  should be some efficient length for an FFT, usually a power of 2. Programming a two-dimensional FFT, using (12.4.2) with a one-dimensional FFT routine, is a bit clumsier than it seems at first. Because the one-dimensional routine requires that its input be in consecutive order as a one-dimensional complex array, you find that you are endlessly copying things out of the multidimensional input array and then copying things back into it. This is not recommended technique. Rather, you should use a multidimensional FFT routine, such as the one we give below.

The generalization of (12.4.1) to more than two dimensions, say to  $L$ -dimensions, is evidently

$$H(n_1, \dots, n_L) \equiv \sum_{k_L=0}^{N_L-1} \cdots \sum_{k_1=0}^{N_1-1} \exp(2\pi i k_L n_L / N_L) \times \cdots \times \exp(2\pi i k_1 n_1 / N_1) h(k_1, \dots, k_L) \quad (12.4.3)$$

where  $n_1$  and  $k_1$  range from 0 to  $N_1 - 1, \dots, n_L$  and  $k_L$  range from 0 to  $N_L - 1$ . How many calls to a one-dimensional FFT are in (12.4.3)? Quite a few! For each value of  $k_1, k_2, \dots, k_{L-1}$  you FFT to transform the  $L$  index. Then for each value of  $k_1, k_2, \dots, k_{L-2}$  and  $n_L$  you FFT to transform the  $L - 1$  index. And so on. It is best to rely on someone else having done the bookkeeping for once and for all.

The inverse transforms of (12.4.1) or (12.4.3) are just what you would expect them to be: Change the  $i$ 's in the exponentials to  $-i$ 's, and put an overall factor of  $1/(N_1 \times \cdots \times N_L)$  in front of the whole thing. Most other features of multidimensional FFTs are also analogous to features already discussed in the one-dimensional case:

- Frequencies are arranged in wrap-around order in the transform, but now for each separate dimension.
- The input data are also treated as if they were wrapped around. If they are discontinuous across this periodic identification (in any dimension) then the spectrum will have some excess power at high frequencies because of the discontinuity. The fix, if you care, is to remove multidimensional linear trends.
- If you are doing spatial filtering and are worried about wrap-around effects, then you need to zero-pad all around the border of the multidimensional array. However, be sure to notice how costly zero-padding is in multidimensional transforms. If you use too thick a zero-pad, you are going to waste a *lot* of storage, especially in 3 or more dimensions!
- Aliasing occurs as always if sufficient bandwidth limiting does not exist along one or more of the dimensions of the transform.

The routine `fourn` that we furnish herewith is a descendant of one written by N. M. Brenner. It requires as input (i) a scalar, telling the number of dimensions, e.g., 2; (ii) a vector, telling the length of the array in each dimension, e.g., (32,64). Note that these lengths *must all* be powers of 2, and are the numbers of *complex* values in each direction; (iii) the usual scalar equal to  $\pm 1$  indicating whether you want the transform or its inverse; and, finally (iv) the array of data.

A few words about the data array: `fourn` accesses it as a one-dimensional array of real numbers, that is, `data[1..(2N1N2...NL)]`, of length equal to twice the

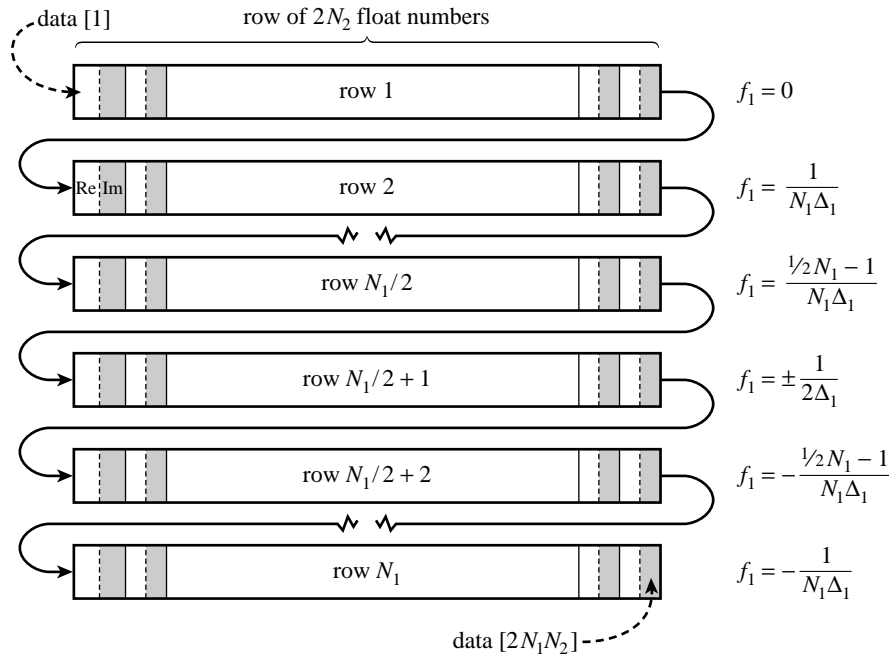


Figure 12.4.1. Storage arrangement of frequencies in the output  $H(f_1, f_2)$  of a two-dimensional FFT. The input data is a two-dimensional  $N_1 \times N_2$  array  $h(t_1, t_2)$  (stored by rows of complex numbers). The output is also stored by complex rows. Each row corresponds to a particular value of  $f_1$ , as shown in the figure. Within each row, the arrangement of frequencies  $f_2$  is exactly as shown in Figure 12.2.2.  $\Delta_1$  and  $\Delta_2$  are the sampling intervals in the 1 and 2 directions, respectively. The total number of (real) array elements is  $2N_1N_2$ . The program `fourn` can also do more than two dimensions, and the storage arrangement generalizes in the obvious way.

product of the lengths of the  $L$  dimensions. It assumes that the array represents an  $L$ -dimensional complex array, with individual components ordered as follows: (i) each complex value occupies two sequential locations, real part followed by imaginary; (ii) the first subscript changes least rapidly as one goes through the array; the last subscript changes most rapidly (that is, “store by rows,” the C norm); (iii) subscripts range from 1 to their maximum values ( $N_1, N_2, \dots, N_L$ , respectively), rather than from 0 to  $N_1 - 1, N_2 - 1, \dots, N_L - 1$ . Almost all failures to get `fourn` to work result from improper understanding of the above ordering of the data array, so take care! (Figure 12.4.1 illustrates the format of the output array.)

```
#include <math.h>
#define SWAP(a,b) tempr=(a);(a)=(b);(b)=tempr
```

```
void fourn(float data[], unsigned long nn[], int ndim, int isign)
Replaces data by its ndim-dimensional discrete Fourier transform, if isign is input as 1.
nn[1..ndim] is an integer array containing the lengths of each dimension (number of complex
values), which MUST all be powers of 2. data is a real array of length twice the product of
these lengths, in which the data are stored as in a multidimensional complex array: real and
imaginary parts of each element are in consecutive locations, and the rightmost index of the
array increases most rapidly as one proceeds along data. For a two-dimensional array, this is
equivalent to storing the array by rows. If isign is input as -1, data is replaced by its inverse
transform times the product of the lengths of all dimensions.
```

```

{
  int idim;
  unsigned long i1,i2,i3,i2rev,i3rev,ip1,ip2,ip3,ifp1,ifp2;
  unsigned long ibit,k1,k2,n,nprev,nrem,ntot;
  float tempi,temp;
  double theta,wi,wpi,wpr,wr,wtemp;           Double precision for trigonometric recur-
                                             rences.
  for (ntot=1,idim=1;idim<=ndim;idim++)       Compute total number of complex val-
    ntot *= nn[idim];                          ues.
  nprev=1;
  for (idim=ndim;idim>=1;idim--) {           Main loop over the dimensions.
    n=nn[idim];
    nrem=ntot/(n*nprev);
    ip1=nprev << 1;
    ip2=ip1*n;
    ip3=ip2*nrem;
    i2rev=1;
    for (i2=1;i2<=ip2;i2+=ip1) {             This is the bit-reversal section of the
      if (i2 < i2rev) {                       routine.
        for (i1=i2;i1<=i2+ip1-2;i1+=2) {
          for (i3=i1;i3<=ip3;i3+=ip2) {
            i3rev=i2rev+i3-i2;
            SWAP(data[i3],data[i3rev]);
            SWAP(data[i3+1],data[i3rev+1]);
          }
        }
      }
      ibit=ip2 >> 1;
      while (ibit >= ip1 && i2rev > ibit) {
        i2rev -= ibit;
        ibit >>= 1;
      }
      i2rev += ibit;
    }
    ifp1=ip1;                                Here begins the Danielson-Lanczos sec-
    while (ifp1 < ip2) {                       tion of the routine.
      ifp2=ifp1 << 1;
      theta=sign*6.28318530717959/(ifp2/ip1);   Initialize for the trig. recur-
      wtemp=sin(0.5*theta);                     rences.
      wpr = -2.0*wtemp*wtemp;
      wpi=sin(theta);
      wr=1.0;
      wi=0.0;
      for (i3=1;i3<=ifp1;i3+=ip1) {
        for (i1=i3;i1<=i3+ip1-2;i1+=2) {
          for (i2=i1;i2<=ip3;i2+=ifp2) {
            k1=i2;                             Danielson-Lanczos formula:
            k2=k1+ifp1;
            tempr=(float)wr*data[k2]-(float)wi*data[k2+1];
            tempi=(float)wr*data[k2+1]+(float)wi*data[k2];
            data[k2]=data[k1]-tempr;
            data[k2+1]=data[k1+1]-tempi;
            data[k1] += tempr;
            data[k1+1] += tempi;
          }
        }
        wr=(wtemp*wr)*wpr-wi*wpi+wr;           Trigonometric recurrence.
        wi=wi*wpr+wtemp*wpi+wi;
      }
      ifp1=ifp2;
    }
    nprev *= n;
  }
}

```

Sample page from NUMERICAL RECIPES IN C: THE ART OF SCIENTIFIC COMPUTING (ISBN 0-521-43108-5)  
 Copyright (C) 1988-1992 by Cambridge University Press. Programs Copyright (C) 1988-1992 by Numerical Recipes Software.  
 Permission is granted for internet users to make one paper copy for their own personal use. Further reproduction, or any copying of machine-  
 readable files (including this one), to any server computer, is strictly prohibited. To order Numerical Recipes books or CDROMs, visit website  
<http://www.nr.com> or call 1-800-872-7423 (North America only), or send email to [directcustserv@cambridge.org](mailto:directcustserv@cambridge.org) (outside North America).



## CITED REFERENCES AND FURTHER READING:

Nussbaumer, H.J. 1982, *Fast Fourier Transform and Convolution Algorithms* (New York: Springer-Verlag).

## 12.5 Fourier Transforms of Real Data in Two and Three Dimensions

Two-dimensional FFTs are particularly important in the field of image processing. An image is usually represented as a two-dimensional array of pixel intensities, real (and usually positive) numbers. One commonly desires to filter high, or low, frequency spatial components from an image; or to convolve or deconvolve the image with some instrumental point spread function. Use of the FFT is by far the most efficient technique.

In three dimensions, a common use of the FFT is to solve Poisson's equation for a potential (e.g., electromagnetic or gravitational) on a three-dimensional lattice that represents the discretization of three-dimensional space. Here the source terms (mass or charge distribution) and the desired potentials are also real. In two and three dimensions, with large arrays, memory is often at a premium. It is therefore important to perform the FFTs, insofar as possible, on the data "in place." We want a routine with functionality similar to the multidimensional FFT routine `fourn` (§12.4), but which operates on real, not complex, input data. We give such a routine in this section. The development is analogous to that of §12.3 leading to the one-dimensional routine `realfft`. (You might wish to review that material at this point, particularly equation 12.3.5.)

It is convenient to think of the independent variables  $n_1, \dots, n_L$  in equation (12.4.3) as representing an  $L$ -dimensional vector  $\vec{n}$  in wave-number space, with values on the lattice of integers. The transform  $H(n_1, \dots, n_L)$  is then denoted  $H(\vec{n})$ .

It is easy to see that the transform  $H(\vec{n})$  is periodic in each of its  $L$  dimensions. Specifically, if  $\vec{P}_1, \vec{P}_2, \vec{P}_3, \dots$  denote the vectors  $(N_1, 0, 0, \dots)$ ,  $(0, N_2, 0, \dots)$ ,  $(0, 0, N_3, \dots)$ , and so forth, then

$$H(\vec{n} \pm \vec{P}_j) = H(\vec{n}) \quad j = 1, \dots, L \quad (12.5.1)$$

Equation (12.5.1) holds for any input data, real or complex. When the data is real, we have the additional symmetry

$$H(-\vec{n}) = H(\vec{n})^* \quad (12.5.2)$$

Equations (12.5.1) and (12.5.2) imply that the full transform can be trivially obtained from the subset of lattice values  $\vec{n}$  that have

$$\begin{aligned} 0 \leq n_1 \leq N_1 - 1 \\ 0 \leq n_2 \leq N_2 - 1 \\ \dots \\ 0 \leq n_L \leq \frac{N_L}{2} \end{aligned} \quad (12.5.3)$$

## CITED REFERENCES AND FURTHER READING:

Nussbaumer, H.J. 1982, *Fast Fourier Transform and Convolution Algorithms* (New York: Springer-Verlag).

## 12.5 Fourier Transforms of Real Data in Two and Three Dimensions

Two-dimensional FFTs are particularly important in the field of image processing. An image is usually represented as a two-dimensional array of pixel intensities, real (and usually positive) numbers. One commonly desires to filter high, or low, frequency spatial components from an image; or to convolve or deconvolve the image with some instrumental point spread function. Use of the FFT is by far the most efficient technique.

In three dimensions, a common use of the FFT is to solve Poisson's equation for a potential (e.g., electromagnetic or gravitational) on a three-dimensional lattice that represents the discretization of three-dimensional space. Here the source terms (mass or charge distribution) and the desired potentials are also real. In two and three dimensions, with large arrays, memory is often at a premium. It is therefore important to perform the FFTs, insofar as possible, on the data "in place." We want a routine with functionality similar to the multidimensional FFT routine `fourn` (§12.4), but which operates on real, not complex, input data. We give such a routine in this section. The development is analogous to that of §12.3 leading to the one-dimensional routine `realfft`. (You might wish to review that material at this point, particularly equation 12.3.5.)

It is convenient to think of the independent variables  $n_1, \dots, n_L$  in equation (12.4.3) as representing an  $L$ -dimensional vector  $\vec{n}$  in wave-number space, with values on the lattice of integers. The transform  $H(n_1, \dots, n_L)$  is then denoted  $H(\vec{n})$ .

It is easy to see that the transform  $H(\vec{n})$  is periodic in each of its  $L$  dimensions. Specifically, if  $\vec{P}_1, \vec{P}_2, \vec{P}_3, \dots$  denote the vectors  $(N_1, 0, 0, \dots)$ ,  $(0, N_2, 0, \dots)$ ,  $(0, 0, N_3, \dots)$ , and so forth, then

$$H(\vec{n} \pm \vec{P}_j) = H(\vec{n}) \quad j = 1, \dots, L \quad (12.5.1)$$

Equation (12.5.1) holds for any input data, real or complex. When the data is real, we have the additional symmetry

$$H(-\vec{n}) = H(\vec{n})^* \quad (12.5.2)$$

Equations (12.5.1) and (12.5.2) imply that the full transform can be trivially obtained from the subset of lattice values  $\vec{n}$  that have

$$\begin{aligned} 0 \leq n_1 &\leq N_1 - 1 \\ 0 \leq n_2 &\leq N_2 - 1 \\ &\dots \\ 0 \leq n_L &\leq \frac{N_L}{2} \end{aligned} \quad (12.5.3)$$

In fact, this set of values is overcomplete, because there are additional symmetry relations among the transform values that have  $n_L = 0$  and  $n_L = N_L/2$ . However these symmetries are complicated and their use becomes extremely confusing. Therefore, we will compute our FFT on the lattice subset of equation (12.5.3), even though this requires a small amount of extra storage for the answer, i.e., the transform is not *quite* “in place.” (Although an in-place transform is in fact possible, we have found it virtually impossible to explain to any user how to unscramble its output, i.e., where to find the real and imaginary components of the transform at some particular frequency!)

We will implement the multidimensional real Fourier transform for the three dimensional case  $L = 3$ , with the input data stored as a real, three-dimensional array `data[1..nn1][1..nn2][1..nn3]`. This scheme will allow two-dimensional data to be processed with effectively no loss of efficiency simply by choosing `nn1 = 1`. (Note that it must be the *first* dimension that is set to 1.) The output spectrum comes back packaged, logically at least, as a *complex*, three-dimensional array that we can call `SPEC[1..nn1][1..nn2][1..nn3/2+1]` (cf. equation 12.5.3). In the first two of its three dimensions, the respective frequency values  $f_1$  or  $f_2$  are stored in wrap-around order, that is with zero frequency in the first index value, the smallest positive frequency in the second index value, the smallest *negative* frequency in the *last* index value, and so on (cf. the discussion leading up to routines `four1` and `fourn`). The third of the three dimensions returns only the positive half of the frequency spectrum. Figure 12.5.1 shows the logical storage scheme. The returned portion of the complex output spectrum is shown as the unshaded part of the lower figure.

The physical, as opposed to logical, packaging of the output spectrum is necessarily a bit different from the logical packaging, because C does not have a convenient, portable mechanism for equivalencing real and complex arrays. The subscript range `SPEC[1..nn1][1..nn2][1..nn3/2]` is returned in the input array `data[1..nn1][1..nn2][1..nn3]`, with the correspondence

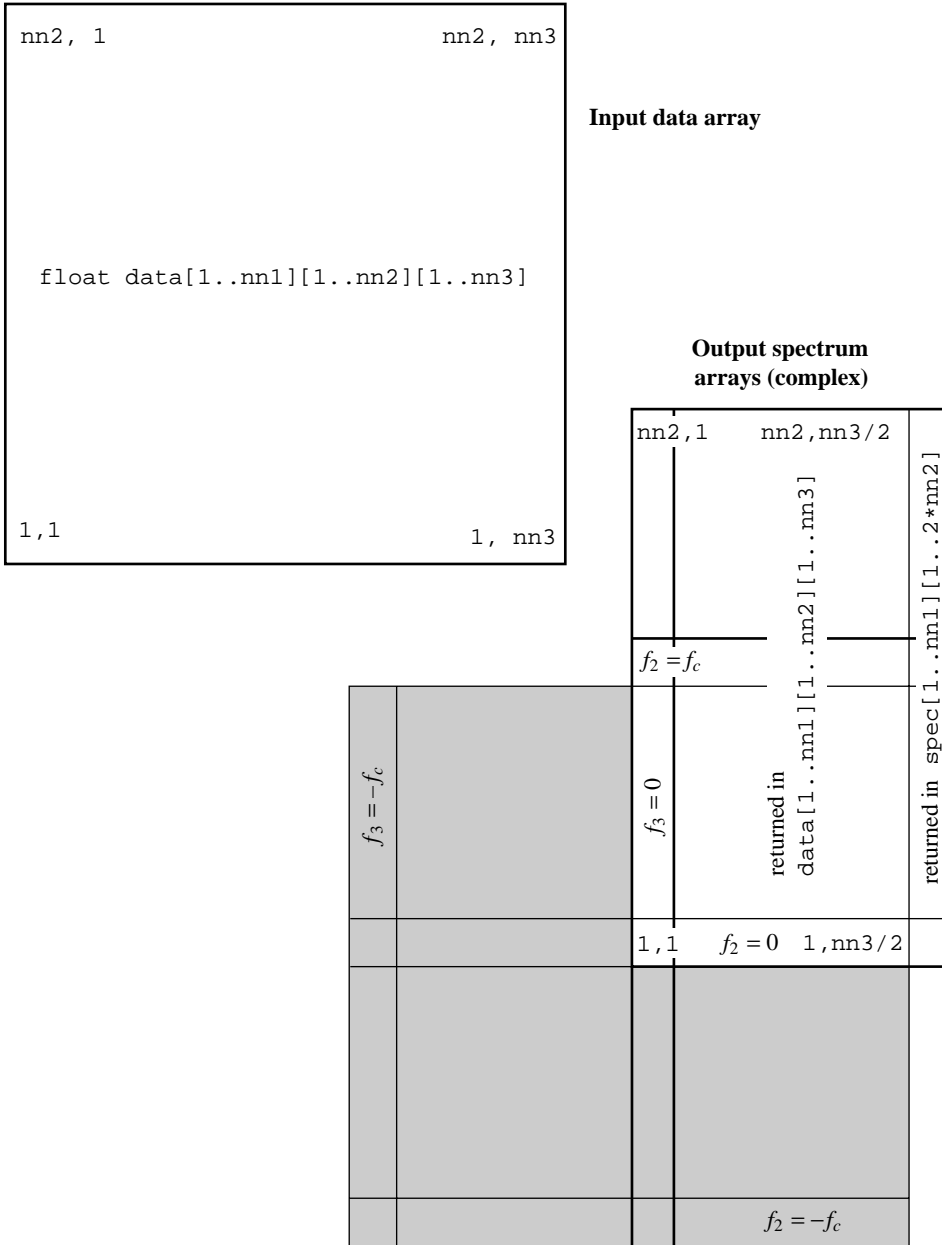
$$\begin{aligned} \text{Re}(\text{SPEC}[i1][i2][i3]) &= \text{data}[i1][i2][2*i3-1] \\ \text{Im}(\text{SPEC}[i1][i2][i3]) &= \text{data}[i1][i2][2*i3] \end{aligned} \quad (12.5.4)$$

The remaining “plane” of values, `SPEC[1..nn1][1..nn2][nn3/2+1]`, is returned in the two-dimensional `float` array `speq[1..nn1][1..2*nn2]`, with the correspondence

$$\begin{aligned} \text{Re}(\text{SPEC}[i1][i2][nn3/2+1]) &= \text{speq}[i1][2*i2-1] \\ \text{Im}(\text{SPEC}[i1][i2][nn3/2+1]) &= \text{speq}[i1][2*i2] \end{aligned} \quad (12.5.5)$$

Note that `speq` contains frequency components whose third component  $f_3$  is at the Nyquist critical frequency  $\pm f_c$ . In some applications these values will in fact be ignored or set to zero, since they are intrinsically aliased between positive and negative frequencies.

With this much introduction, the implementing procedure, called `r1ft3`, is something of an anticlimax. Look in the innermost loop in the procedure, and you will see equation (12.3.5) implemented on the *last* transform index. The case of `i3=1` is coded separately, to account for the fact that `speq` is to be filled instead of



Sample page from NUMERICAL RECIPES IN C: THE ART OF SCIENTIFIC COMPUTING (ISBN 0-521-43108-5)  
 Copyright (C) 1988-1992 by Cambridge University Press. Programs Copyright (C) 1988-1992 by Numerical Recipes Software.  
 Permission is granted for internet users to make one paper copy for their own personal use. Further reproduction, or any copying of machine-readable files (including this one), to any server computer, is strictly prohibited. To order Numerical Recipes books or CDROMs, visit website <http://www.nr.com> or call 1-800-872-7423 (North America only), or send email to [directcustserv@cambridge.org](mailto:directcustserv@cambridge.org) (outside North America).

Figure 12.5.1. Input and output data arrangement for `rlft3`. All arrays shown are presumed to have a first (leftmost) dimension of range `[1..nn1]`, coming out of the page. The input data array is a real, three-dimensional array `data[1..nn1][1..nn2][1..nn3]`. (For two-dimensional data, one sets `nn1 = 1`.) The output data can be viewed as a single complex array with dimensions `[1..nn1][1..nn2][1..nn3/2+1]` (cf. equation 12.5.3), corresponding to the frequency components  $f_1$  and  $f_2$  being stored in wrap-around order, but only positive  $f_3$  values being stored (others being obtainable by symmetry). The output data is actually returned mostly in the input array `data`, but partly stored in the real array `speq[1..nn1][1..2*nn2]`. See text for details.

overwriting the input array of data. The three enclosing for loops (indices `i2`, `i3`, and `i1`, from inside to outside) could in fact be done in any order — their actions all commute. We chose the order shown because of the following considerations: (i) `i3` should not be the inner loop, because if it is, then the recurrence relations on `wr` and `wi` become burdensome. (ii) On virtual-memory machines, `i1` should be the outer loop, because (with C order of array storage) this results in the array data, which might be very large, being accessed in block sequential order.

Note that the work done in `rlft3` is quite (logarithmically) small, compared to the associated complex FFT, `fourn`. Since C does not have a convenient complex type, the operations are carried out explicitly below in terms of real and imaginary parts. The routine `rlft3` is based on an earlier routine by G.B. Rybicki.

```
#include <math.h>
```

```
void rlft3(float ***data, float **speq, unsigned long nn1, unsigned long nn2,
           unsigned long nn3, int isign)
```

Given a three-dimensional real array `data[1..nn1][1..nn2][1..nn3]` (where `nn1 = 1` for the case of a logically two-dimensional array), this routine returns (for `isign=1`) the complex fast Fourier transform as two complex arrays: On output, `data` contains the zero and positive frequency values of the third frequency component, while `speq[1..nn1][1..2*nn2]` contains the Nyquist critical frequency values of the third frequency component. First (and second) frequency components are stored for zero, positive, and negative frequencies, in standard wrap-around order. See text for description of how complex values are arranged. For `isign=-1`, the inverse transform (times `nn1*nn2*nn3/2` as a constant multiplicative factor) is performed, with output data (viewed as a real array) deriving from input data (viewed as complex) and `speq`. For inverse transforms on data not generated first by a forward transform, make sure the complex input data array satisfies property (12.5.2). The dimensions `nn1`, `nn2`, `nn3` must always be integer powers of 2.

```
{
    voidourn(float data[], unsigned long nn[], int ndim, int isign);
    void nerror(char error_text[]);
    unsigned long i1,i2,i3,j1,j2,j3,nn[4],ii3;
    double theta,wi,wpi,wpr,wr,wtemp;
    float c1,c2,h1r,h1i,h2r,h2i;

    if (1+&data[nn1][nn2][nn3]-&data[1][1][1] != nn1*nn2*nn3)
        nerror("rlft3: problem with dimensions or contiguity of data array\n");
    c1=0.5;
    c2 = -0.5*isign;
    theta=isign*(6.28318530717959/nn3);
    wtemp=sin(0.5*theta);
    wpr = -2.0*wtemp*wtemp;
    wpi=sin(theta);
    nn[1]=nn1;
    nn[2]=nn2;
    nn[3]=nn3 >> 1;
    if (isign == 1) {
        fourn(&data[1][1][1]-1,nn,3,isign);           Case of forward transform.
        for (i1=1;i1<=nn1;i1++)                       Here is where most all of the com-
            for (i2=1,j2=0;i2<=nn2;i2++) {             pute time is spent.
                speq[i1][++j2]=data[i1][i2][1];       Extend data periodically into speq.
                speq[i1][++j2]=data[i1][i2][2];
            }
    }
    for (i1=1;i1<=nn1;i1++) {
        j1=(i1 != 1 ? nn1-i1+2 : 1);
        Zero frequency is its own reflection, otherwise locate corresponding negative frequency
        in wrap-around order.
        wr=1.0;                                         Initialize trigonometric recurrence.
        wi=0.0;
        for (ii3=1,i3=1;i3<=(nn3>>2)+1;i3++,ii3+=2) {
```

Sample page from NUMERICAL RECIPES IN C: THE ART OF SCIENTIFIC COMPUTING (ISBN 0-521-43108-5)  
 Copyright (C) 1988-1992 by Cambridge University Press. Programs Copyright (C) 1988-1992 by Numerical Recipes Software.  
 Permission is granted for internet users to make one paper copy for their own personal use. Further reproduction, or any copying of machine-  
 readable files (including this one), to any server computer, is strictly prohibited. To order Numerical Recipes books or CDROMs, visit website  
<http://www.nr.com> or call 1-800-872-7423 (North America only), or send email to [directcustserv@cambridge.org](mailto:directcustserv@cambridge.org) (outside North America).

Figure 12.5.2. (a) A two-dimensional image with intensities either purely black or purely white. (b) The same image, after it has been low-pass filtered using `r1ft3`. Regions with fine-scale features become gray.

```

for (i2=1;i2<=nn2;i2++) {
  if (i3 == 1) {
    Equation (12.3.5).
    j2=(i2 != 1 ? ((nn2-i2)<<1)+3 : 1);
    h1r=c1*(data[i1][i2][1]+speq[j1][j2]);
    h1i=c1*(data[i1][i2][2]-speq[j1][j2+1]);
    h2i=c2*(data[i1][i2][1]-speq[j1][j2]);
    h2r= -c2*(data[i1][i2][2]+speq[j1][j2+1]);
    data[i1][i2][1]=h1r+h2r;
    data[i1][i2][2]=h1i+h2i;
    speq[j1][j2]=h1r-h2r;
    speq[j1][j2+1]=h2i-h1i;
  } else {
    j2=(i2 != 1 ? nn2-i2+2 : 1);
    j3=nn3+3-(i3<<1);
    h1r=c1*(data[i1][i2][i3]+data[j1][j2][j3]);
    h1i=c1*(data[i1][i2][i3+1]-data[j1][j2][j3+1]);
    h2i=c2*(data[i1][i2][i3]-data[j1][j2][j3]);
    h2r= -c2*(data[i1][i2][i3+1]+data[j1][j2][j3+1]);
    data[i1][i2][i3]=h1r+wr*h2r-wi*h2i;
    data[i1][i2][i3+1]=h1i+wr*h2i+wi*h2r;
    data[j1][j2][j3]=h1r-wr*h2r+wi*h2i;
    data[j1][j2][j3+1]= -h1i+wr*h2i+wi*h2r;
  }
  wr=(wtemp=wr)*wpr-wi*wpi+wr;
  wi=wi*wpr+wtemp*wpi+wi;
}
if (isign == -1)
  fourn(&data[1][1][1]-1,nn,3,isign);
}

```

We now give some fragments from notional calling programs, to clarify the use of `r1ft3` for two- and three-dimensional data. Note again that the routine does not actually distinguish between two and three dimensions; two is treated like three, but with the first dimension having length 1. Since the first dimension is the outer loop, virtually no inefficiency is introduced.

The first program fragment FFTs a two-dimensional data array, allows for some

processing on it, e.g., filtering, and then takes the inverse transform. Figure 12.5.2 shows an example of the use of this kind of code: A sharp image becomes blurry when its high-frequency spatial components are suppressed by the factor (here)  $\max(1 - 6f^2/f_c^2, 0)$ . The second program example illustrates a three-dimensional transform, where the three dimensions have different lengths. The third program example is an example of convolution, as it might occur in a program to compute the potential generated by a three-dimensional distribution of sources.

```
#include <stdlib.h>
#include "nrutil.h"
#define N2 256
#define N3 256
                                Note that the first component must be set to 1.

int main(void)          /* example1 */
This fragment shows how one might filter a 256 by 256 digital image.
{
    void rlft3(float ***data, float **speq, unsigned long nn1,
               unsigned long nn2, unsigned long nn3, int isign);
    float ***data, **speq;

    data=f3tensor(1,1,1,N2,1,N3);
    speq=matrix(1,1,1,2*N2);
/*    ...*/                Here the image would be loaded into data.
    rlft3(data,speq,1,N2,N3,1);
/*    ...*/                Here the arrays data and speq would be multiplied by a
    rlft3(data,speq,1,N2,N3,-1);          suitable filter function (of frequency).
/*    ...*/                Here the filtered image would be unloaded from data.
    free_matrix(speq,1,1,1,2*N2);
    free_f3tensor(data,1,1,1,N2,1,N3);
    return 0;
}

#define N1 32
#define N2 64
#define N3 16

int main(void)          /* example2 */
This fragment shows how one might FFT a real three-dimensional array of size 32 by 64 by 16.
{
    void rlft3(float ***data, float **speq, unsigned long nn1,
               unsigned long nn2, unsigned long nn3, int isign);
    int j;
    float ***data,**speq;

    data=f3tensor(1,N1,1,N2,1,N3);
    speq=matrix(1,N1,1,2*N2);
/*    ...*/                Here load data.
    rlft3(data,speq,N1,N2,N3,1);
/*    ...*/                Here unload data and speq.
    free_matrix(speq,1,N1,1,2*N2);
    free_f3tensor(data,1,N1,1,N2,1,N3);
    return 0;
}

#define N 32

int main(void)          /* example3 */
This fragment shows how one might convolve two real, three-dimensional arrays of size 32 by
32 by 32, replacing the first array by the result.
{
    void rlft3(float ***data, float **speq, unsigned long nn1,
               unsigned long nn2, unsigned long nn3, int isign);
```

Sample page from NUMERICAL RECIPES IN C: THE ART OF SCIENTIFIC COMPUTING (ISBN 0-521-43108-5)  
 Copyright (C) 1988-1992 by Cambridge University Press. Programs Copyright (C) 1988-1992 by Numerical Recipes Software.  
 Permission is granted for internet users to make one paper copy for their own personal use. Further reproduction, or any copying of machine-  
 readable files (including this one), to any server computer, is strictly prohibited. To order Numerical Recipes books or CDROMs, visit website  
<http://www.nr.com> or call 1-800-872-7423 (North America only), or send email to [directcustserv@cambridge.org](mailto:directcustserv@cambridge.org) (outside North America).

```

int j;
float fac,r,i,***data1,***data2,**speq1,**speq2,*sp1,*sp2;

data1=f3tensor(1,N,1,N,1,N);
data2=f3tensor(1,N,1,N,1,N);
speq1=matrix(1,N,1,2*N);
speq2=matrix(1,N,1,2*N);

/*    ...*/
rlft3(data1,speq1,N,N,N,1);          FFT both input arrays.
rlft3(data2,speq2,N,N,N,1);          Factor needed to get normalized inverse.
fac=2.0/(N*N*N);
sp1 = &data1[1][1][1];
sp2 = &data2[1][1][1];
for (j=1;j<=N*N*N/2;j++) {          Note how this can be made a single for-loop in-
    r = sp1[0]*sp2[0] - sp1[1]*sp2[1];      stead of three nested ones by using
    i = sp1[0]*sp2[1] + sp1[1]*sp2[0];      the pointers sp1 and sp2.
    sp1[0] = fac*r;
    sp1[1] = fac*i;
    sp1 += 2;
    sp2 += 2;
}
sp1 = &speq1[1][1];
sp2 = &speq2[1][1];
for (j=1;j<=N*N;j++) {
    r = sp1[0]*sp2[0] - sp1[1]*sp2[1];
    i = sp1[0]*sp2[1] + sp1[1]*sp2[0];
    sp1[0] = fac*r;
    sp1[1] = fac*i;
    sp1 += 2;
    sp2 += 2;
}
rlft3(data1,speq1,N,N,N,-1);        Inverse FFT the product of the two FFTs.
/*    ...*/
free_matrix(speq2,1,N,1,2*N);
free_matrix(speq1,1,N,1,2*N);
free_f3tensor(data2,1,N,1,N,1,N);
free_f3tensor(data1,1,N,1,N,1,N);
return 0;
}

```

To extend `rlft3` to four dimensions, you simply add an additional (outer) nested for loop in `i0`, analogous to the present `i1`. (Modifying the routine to do an *arbitrary* number of dimensions, as in `fourn`, is a good programming exercise for the reader.)

#### CITED REFERENCES AND FURTHER READING:

- Brigham, E.O. 1974, *The Fast Fourier Transform* (Englewood Cliffs, NJ: Prentice-Hall).  
 Swartztrauber, P. N. 1986, *Mathematics of Computation*, vol. 47, pp. 323–346.



## 12.6 External Storage or Memory-Local FFTs

Sometime in your life, you might have to compute the Fourier transform of a *really large* data set, larger than the size of your computer's physical memory. In such a case, the data will be stored on some external medium, such as magnetic or optical tape or disk. Needed is an algorithm that makes some manageable number of sequential passes through the external data, processing it on the fly and outputting intermediate results to other external media, which can be read on subsequent passes.

In fact, an algorithm of just this description was developed by Singleton[1] very soon after the discovery of the FFT. The algorithm requires four sequential storage devices, each capable of holding half of the input data. The first half of the input data is initially on one device, the second half on another.

Singleton's algorithm is based on the observation that it is possible to bit-reverse  $2^M$  values by the following sequence of operations: On the first pass, values are read alternately from the two input devices, and written to a single output device (until it holds half the data), and then to the other output device. On the second pass, the output devices become input devices, and vice versa. Now, we copy *two* values from the first device, then *two* values from the second, writing them (as before) first to fill one output device, then to fill a second. Subsequent passes read 4, 8, etc., input values at a time. After completion of pass  $M - 1$ , the data are in bit-reverse order.

Singleton's next observation is that it is possible to alternate the passes of essentially this bit-reversal technique with passes that implement one stage of the Danielson-Lanczos combination formula (12.2.3). The scheme, roughly, is this: One starts as before with half the input data on one device, half on another. In the first pass, one complex value is read from each input device. Two combinations are formed, and one is written to each of two output devices. After this "computing" pass, the devices are rewound, and a "permutation" pass is performed, where groups of values are read from the first input device and alternately written to the first and second output devices; when the first input device is exhausted, the second is similarly processed. This sequence of computing and permutation passes is repeated  $M - K - 1$  times, where  $2^K$  is the size of internal buffer available to the program. The second phase of the computation consists of a final  $K$  computation passes. What distinguishes the second phase from the first is that, now, the permutations are local enough to do in place during the computation. There are thus no separate permutation passes in the second phase. In all, there are  $2M - K - 2$  passes through the data.

Here is an implementation of Singleton's algorithm, based on [1]:

```
#include <stdio.h>
#include <math.h>
#include "nrutil.h"
#define KBF 128
```

```
void fourfs(FILE *file[5], unsigned long nn[], int ndim, int isign)
```

One- or multi-dimensional Fourier transform of a large data set stored on external media. On input, `ndim` is the number of dimensions, and `nn[1..ndim]` contains the lengths of each dimension (number of real and imaginary value pairs), which must be powers of two. `file[1..4]` contains the stream pointers to 4 temporary files, each large enough to hold half of the data. The four streams must be opened in the system's "binary" (as opposed to "text") mode. The input data must be in C normal order, with its first half stored in `file[1]`, its second half in `file[2]`, in native floating point form. KBF real numbers are processed per buffered read or write. `isign` should be set to 1 for the Fourier transform, to  $-1$  for its inverse. On output, values in the array `file` may have been permuted; the first half of the result is stored in `file[3]`, the second half in `file[4]`. N.B.: For `ndim > 1`, the output is stored by columns, i.e., *not* in C normal order; in other words, the output is the transpose of that which would have been produced by routine `fourn`.

```
{
    void fourew(FILE *file[5], int *na, int *nb, int *nc, int *nd);
    unsigned long j,j12,jk,k,kk,n=1,mm,kc=0,kd,ks,kr,nr,ns,nv;
    int cc,na,nb,nc,nd;
```

Sample page from NUMERICAL RECIPES IN C: THE ART OF SCIENTIFIC COMPUTING (ISBN 0-521-43108-5)  
Copyright (C) 1988-1992 by Cambridge University Press. Programs Copyright (C) 1988-1992 by Numerical Recipes Software.  
Permission is granted for internet users to make one paper copy for their own personal use. Further reproduction, or any copying of machine-readable files (including this one), to any server computer, is strictly prohibited. To order Numerical Recipes books or CDROMs, visit website <http://www.nr.com> or call 1-800-872-7423 (North America only), or send email to [directcustserv@cambridge.org](mailto:directcustserv@cambridge.org) (outside North America).

## 12.6 External Storage or Memory-Local FFTs

Sometime in your life, you might have to compute the Fourier transform of a *really large* data set, larger than the size of your computer's physical memory. In such a case, the data will be stored on some external medium, such as magnetic or optical tape or disk. Needed is an algorithm that makes some manageable number of sequential passes through the external data, processing it on the fly and outputting intermediate results to other external media, which can be read on subsequent passes.

In fact, an algorithm of just this description was developed by Singleton [1] very soon after the discovery of the FFT. The algorithm requires four sequential storage devices, each capable of holding half of the input data. The first half of the input data is initially on one device, the second half on another.

Singleton's algorithm is based on the observation that it is possible to bit-reverse  $2^M$  values by the following sequence of operations: On the first pass, values are read alternately from the two input devices, and written to a single output device (until it holds half the data), and then to the other output device. On the second pass, the output devices become input devices, and vice versa. Now, we copy *two* values from the first device, then *two* values from the second, writing them (as before) first to fill one output device, then to fill a second. Subsequent passes read 4, 8, etc., input values at a time. After completion of pass  $M - 1$ , the data are in bit-reverse order.

Singleton's next observation is that it is possible to alternate the passes of essentially this bit-reversal technique with passes that implement one stage of the Danielson-Lanczos combination formula (12.2.3). The scheme, roughly, is this: One starts as before with half the input data on one device, half on another. In the first pass, one complex value is read from each input device. Two combinations are formed, and one is written to each of two output devices. After this "computing" pass, the devices are rewound, and a "permutation" pass is performed, where groups of values are read from the first input device and alternately written to the first and second output devices; when the first input device is exhausted, the second is similarly processed. This sequence of computing and permutation passes is repeated  $M - K - 1$  times, where  $2^K$  is the size of internal buffer available to the program. The second phase of the computation consists of a final  $K$  computation passes. What distinguishes the second phase from the first is that, now, the permutations are local enough to do in place during the computation. There are thus no separate permutation passes in the second phase. In all, there are  $2M - K - 2$  passes through the data.

Here is an implementation of Singleton's algorithm, based on [1]:

```
#include <stdio.h>
#include <math.h>
#include "nrutil.h"
#define KBF 128

void fourfs(FILE *file[5], unsigned long nn[], int ndim, int isign)
One- or multi-dimensional Fourier transform of a large data set stored on external media. On
input, ndim is the number of dimensions, and nn[1..ndim] contains the lengths of each di-
mension (number of real and imaginary value pairs), which must be powers of two. file[1..4]
contains the stream pointers to 4 temporary files, each large enough to hold half of the data.
The four streams must be opened in the system's "binary" (as opposed to "text") mode. The
input data must be in C normal order, with its first half stored in file[1], its second
half in file[2], in native floating point form. KBF real numbers are processed per buffered
read or write. isign should be set to 1 for the Fourier transform, to -1 for its inverse. On
output, values in the array file may have been permuted; the first half of the result is stored in
file[3], the second half in file[4]. N.B.: For ndim > 1, the output is stored by columns,
i.e., not in C normal order; in other words, the output is the transpose of that which would have
been produced by routine founrn.
{
    void fourew(FILE *file[5], int *na, int *nb, int *nc, int *nd);
    unsigned long j,j12,jk,k,kk,n=1,mm,kc=0,kd,ks,kr,nr,ns,nv;
    int cc,na,nb,nc,nd;
```

Sample page from NUMERICAL RECIPES IN C: THE ART OF SCIENTIFIC COMPUTING (ISBN 0-521-43108-5)  
Copyright (C) 1988-1992 by Cambridge University Press. Programs Copyright (C) 1988-1992 by Numerical Recipes Software.  
Permission is granted for internet users to make one paper copy for their own personal use. Further reproduction, or any copying of machine-readable files (including this one), to any server computer, is strictly prohibited. To order Numerical Recipes books or CDROMs, visit website <http://www.nr.com> or call 1-800-872-7423 (North America only), or send email to [directcustserv@cambridge.org](mailto:directcustserv@cambridge.org) (outside North America).

```

float tempr,tempi,*afa,*afb,*afc;
double wr,wi,wpr,wpi,wtemp,theta;
static int mate[5] = {0,2,1,4,3};

afa=vector(1,KBF);
afb=vector(1,KBF);
afc=vector(1,KBF);
for (j=1;j<=ndim;j++) {
    n *= nn[j];
    if (nn[j] <= 1) nrerror("invalid float or wrong ndim in fourfs");
}
nv=1;
jk=nn[nv];
mm=n;
ns=n/KBF;
nr=ns >> 1;
kd=KBF >> 1;
ks=n;
fourew(file,&na,&nb,&nc,&nd);
The first phase of the transform starts here.
for (;) {
    theta=isign*3.141592653589793/(n/mm);
    wtemp=sin(0.5*theta);
    wpr = -2.0*wtemp*wtemp;
    wpi=sin(theta);
    wr=1.0;
    wi=0.0;
    mm >>= 1;
    for (j12=1;j12<=2;j12++) {
        kr=0;
        do {
            cc=fread(&afa[1],sizeof(float),KBF,file[na]);
            if (cc != KBF) nrerror("read error in fourfs");
            cc=fread(&afb[1],sizeof(float),KBF,file[nb]);
            if (cc != KBF) nrerror("read error in fourfs");
            for (j=1;j<=KBF;j+=2) {
                tempr=((float)wr)*afb[j]-((float)wi)*afb[j+1];
                tempi=((float)wi)*afb[j]+((float)wr)*afb[j+1];
                afb[j]=afa[j]-tempr;
                afa[j] += tempr;
                afb[j+1]=afa[j+1]-tempi;
                afa[j+1] += tempi;
            }
            kc += kd;
            if (kc == mm) {
                kc=0;
                wr=(wtemp*wr)*wpr-wi*wpi+wr;
                wi=wi*wpr+wtemp*wpi+wi;
            }
            cc=fwrite(&afa[1],sizeof(float),KBF,file[nc]);
            if (cc != KBF) nrerror("write error in fourfs");
            cc=fwrite(&afb[1],sizeof(float),KBF,file[nd]);
            if (cc != KBF) nrerror("write error in fourfs");
        } while (++kr < nr);
        if (j12 == 1 && ks != n && ks == KBF) {
            na=mate[na];
            nb=na;
        }
        if (nr == 0) break;
    }
}
fourew(file,&na,&nb,&nc,&nd);
jk >>= 1;
while (jk == 1) {
    mm=n;

```

Start of the computing pass.

Start of the permutation pass.

Sample page from NUMERICAL RECIPES IN C: THE ART OF SCIENTIFIC COMPUTING (ISBN 0-521-43108-5)  
 Copyright (C) 1988-1992 by Cambridge University Press. Programs Copyright (C) 1988-1992 by Numerical Recipes Software.  
 Permission is granted for internet users to make one paper copy for their own personal use. Further reproduction, or any copying of machine-readable files (including this one), to any server computer, is strictly prohibited. To order Numerical Recipes books or CDROMs, visit website <http://www.nr.com> or call 1-800-872-7423 (North America only), or send email to [directcustserv@cambridge.org](mailto:directcustserv@cambridge.org) (outside North America).

```

        jk=nn[+nv];
    }
    ks >>= 1;
    if (ks > KBF) {
        for (j12=1;j12<=2;j12++) {
            for (kr=1;kr<=ns;kr+=ks/KBF) {
                for (k=1;k<=ks;k+=KBF) {
                    cc=fread(&aafa[1],sizeof(float),KBF,file[na]);
                    if (cc != KBF) nrerror("read error in fourfs");
                    cc=fwrite(&aafa[1],sizeof(float),KBF,file[nc]);
                    if (cc != KBF) nrerror("write error in fourfs");
                }
                nc=mate[nc];
            }
            na=mate[na];
        }
        fourew(file,&na,&nb,&nc,&nd);
    } else if (ks == KBF) nb=na;
    else break;
}

```

```

j=1;

```

The second phase of the transform starts here. Now, the remaining permutations are sufficiently local to be done in place.

```

for (;;) {
    theta=isign*3.141592653589793/(n/mm);
    wtemp=sin(0.5*theta);
    wpr = -2.0*wtemp*wtemp;
    wpi=sin(theta);
    wr=1.0;
    wi=0.0;
    mm >>= 1;
    ks=kd;
    kd >>= 1;
    for (j12=1;j12<=2;j12++) {
        for (kr=1;kr<=ns;kr++) {
            cc=fread(&aafc[1],sizeof(float),KBF,file[na]);
            if (cc != KBF) nrerror("read error in fourfs");
            kk=1;
            k=ks+1;
            for (;;) {
                tempr=((float)wr)*aafc[kk+ks]-((float)wi)*aafc[kk+ks+1];
                tempi=((float)wi)*aafc[kk+ks]+((float)wr)*aafc[kk+ks+1];
                afa[j]=aafc[kk]+tempr;
                afb[j]=aafc[kk]-tempr;
                afa[++j]=aafc[++kk]+tempi;
                afb[j++]=aafc[kk++]-tempi;
                if (kk < k) continue;
                kc += kd;
                if (kc == mm) {
                    kc=0;
                    wr=(wtemp=wr)*wpr-wi*wpi+wr;
                    wi=wi*wpr+wtemp*wpi+wi;
                }
                kk += ks;
                if (kk > KBF) break;
                else k=kk+ks;
            }
        }
        if (j > KBF) {
            cc=fwrite(&aafa[1],sizeof(float),KBF,file[nc]);
            if (cc != KBF) nrerror("write error in fourfs");
            cc=fwrite(&afb[1],sizeof(float),KBF,file[nd]);
            if (cc != KBF) nrerror("write error in fourfs");
            j=1;
        }
    }
}

```

Sample page from NUMERICAL RECIPES IN C: THE ART OF SCIENTIFIC COMPUTING (ISBN 0-521-43108-5)  
 Copyright (C) 1988-1992 by Cambridge University Press. Programs Copyright (C) 1988-1992 by Numerical Recipes Software.  
 Permission is granted for internet users to make one paper copy for their own personal use. Further reproduction, or any copying of machine-readable files (including this one), to any server computer, is strictly prohibited. To order Numerical Recipes books or CDROMs, visit website <http://www.nr.com> or call 1-800-872-7423 (North America only), or send email to [directcustserv@cambridge.org](mailto:directcustserv@cambridge.org) (outside North America).

```

    }
    na=mate[na];
}
fourew(file,&na,&nb,&nc,&nd);
jk >>= 1;
if (jk > 1) continue;
mm=n;
do {
    if (nv < ndim) jk=nn[++nv];
    else {
        free_vector(afc,1,KBF);
        free_vector(afb,1,KBF);
        free_vector(afa,1,KBF);
        return;
    }
} while (jk == 1);
}
}

#include <stdio.h>
#define SWAP(a,b) ftemp=(a);(a)=(b);(b)=ftemp

void fourew(FILE *file[5], int *na, int *nb, int *nc, int *nd)
Utility used by fourfs. Rewinds and renumbers the four files.
{
    int i;
    FILE *ftemp;

    for (i=1;i<=4;i++) rewind(file[i]);
    SWAP(file[2],file[4]);
    SWAP(file[1],file[3]);
    *na=3;
    *nb=4;
    *nc=1;
    *nd=2;
}

```

For one-dimensional data, Singleton's algorithm produces output in exactly the same order as a standard FFT (e.g., `four1`). For multidimensional data, the output is the *transpose* of the conventional arrangement (e.g., the output of `fourn`). This peculiarity, which is intrinsic to the method, is generally only a minor inconvenience. For convolutions, one simply computes the component-by-component product of two transforms in their nonstandard arrangement, and then does an inverse transform on the result. Note that, if the lengths of the different dimensions are not all the same, then you must reverse the order of the values in `mn[1..ndim]` (thus giving the transpose dimensions) before performing the inverse transform. Note also that, just like `fourn`, performing a transform and then an inverse results in multiplying the original data by the product of the lengths of all dimensions.

We leave it as an exercise for the reader to figure out how to reorder `fourfs`'s output into normal order, taking additional passes through the externally stored data. We doubt that such reordering is ever really needed.

You will likely want to modify `fourfs` to fit your particular application. For example, as written,  $KBF \equiv 2^K$  plays the dual role of being the size of the internal buffers, and the record size of the unformatted reads and writes. The latter role limits its size to that allowed by your machine's I/O facility. It is a simple matter to perform multiple reads for a much larger `KBF`, thus reducing the number of passes by a few.

Another modification of `fourfs` would be for the case where your virtual memory machine has sufficient address space, but not sufficient physical memory, to do an efficient FFT by the conventional algorithm (whose memory references are extremely nonlocal). In that case, you will need to replace the reads, writes, and rewinds by mappings of the arrays

afa, afb, and afc into your address space. In other words, these arrays are replaced by references to a single data array, with offsets that get modified wherever `fourfs` performs an I/O operation. The resulting algorithm will have its memory references local within blocks of size KBF. Execution speed is thereby sometimes increased enormously, albeit at the cost of requiring twice as much virtual memory as an in-place FFT.

#### CITED REFERENCES AND FURTHER READING:

- Singleton, R.C. 1967, *IEEE Transactions on Audio and Electroacoustics*, vol. AU-15, pp. 91–97. [1]
- Oppenheim, A.V., and Schafer, R.W. 1989, *Discrete-Time Signal Processing* (Englewood Cliffs, NJ: Prentice-Hall), Chapter 9.

# Chapter 13. Fourier and Spectral Applications

## 13.0 Introduction

Fourier methods have revolutionized fields of science and engineering, from radio astronomy to medical imaging, from seismology to spectroscopy. In this chapter, we present some of the basic applications of Fourier and spectral methods that have made these revolutions possible.

Say the word “Fourier” to a numericist, and the response, as if by Pavlovian conditioning, will likely be “FFT.” Indeed, the wide application of Fourier methods must be credited principally to the existence of the fast Fourier transform. Better mousetraps stand aside: If you speed up *any* nontrivial algorithm by a factor of a million or so, the world will beat a path towards finding useful applications for it. The most direct applications of the FFT are to the convolution or deconvolution of data (§13.1), correlation and autocorrelation (§13.2), optimal filtering (§13.3), power spectrum estimation (§13.4), and the computation of Fourier integrals (§13.9).

As important as they are, however, FFT methods are not the be-all and end-all of spectral analysis. Section 13.5 is a brief introduction to the field of time-domain digital filters. In the spectral domain, one limitation of the FFT is that it always represents a function’s Fourier transform as a polynomial in  $z = \exp(2\pi if\Delta)$  (cf. equation 12.1.7). Sometimes, processes have spectra whose shapes are not well represented by this form. An alternative form, which allows the spectrum to have poles in  $z$ , is used in the techniques of linear prediction (§13.6) and maximum entropy spectral estimation (§13.7).

Another significant limitation of all FFT methods is that they require the input data to be sampled at evenly spaced intervals. For irregularly or incompletely sampled data, other (albeit slower) methods are available, as discussed in §13.8.

So-called wavelet methods inhabit a representation of function space that is neither in the temporal, nor in the spectral, domain, but rather something in-between. Section 13.10 is an introduction to this subject. Finally §13.11 is an excursion into numerical use of the Fourier sampling theorem.

Sample page from NUMERICAL RECIPES IN C: THE ART OF SCIENTIFIC COMPUTING (ISBN 0-521-43108-5)  
Copyright (C) 1988-1992 by Cambridge University Press. Programs Copyright (C) 1988-1992 by Numerical Recipes Software.  
Permission is granted for internet users to make one paper copy for their own personal use. Further reproduction, or any copying of machine-readable files (including this one), to any server computer, is strictly prohibited. To order Numerical Recipes books or CDROMs, visit website <http://www.nr.com> or call 1-800-872-7423 (North America only), or send email to [directcustserv@cambridge.org](mailto:directcustserv@cambridge.org) (outside North America).

## 13.1 Convolution and Deconvolution Using the FFT

We have defined the *convolution* of two functions for the continuous case in equation (12.0.8), and have given the *convolution theorem* as equation (12.0.9). The theorem says that the Fourier transform of the convolution of two functions is equal to the product of their individual Fourier transforms. Now, we want to deal with the discrete case. We will mention first the context in which convolution is a useful procedure, and then discuss how to compute it efficiently using the FFT.

The convolution of two functions  $r(t)$  and  $s(t)$ , denoted  $r * s$ , is mathematically equal to their convolution in the opposite order,  $s * r$ . Nevertheless, in most applications the two functions have quite different meanings and characters. One of the functions, say  $s$ , is typically a signal or data stream, which goes on indefinitely in time (or in whatever the appropriate independent variable may be). The other function  $r$  is a “response function,” typically a peaked function that falls to zero in both directions from its maximum. The effect of convolution is to smear the signal  $s(t)$  in time according to the recipe provided by the response function  $r(t)$ , as shown in Figure 13.1.1. In particular, a spike or delta-function of unit area in  $s$  which occurs at some time  $t_0$  is supposed to be smeared into the shape of the response function itself, but translated from time 0 to time  $t_0$  as  $r(t - t_0)$ .

In the discrete case, the signal  $s(t)$  is represented by its sampled values at equal time intervals  $s_j$ . The response function is also a discrete set of numbers  $r_k$ , with the following interpretation:  $r_0$  tells what multiple of the input signal in one channel (one particular value of  $j$ ) is copied into the identical output channel (same value of  $j$ );  $r_1$  tells what multiple of input signal in channel  $j$  is additionally copied into output channel  $j + 1$ ;  $r_{-1}$  tells the multiple that is copied into channel  $j - 1$ ; and so on for both positive and negative values of  $k$  in  $r_k$ . Figure 13.1.2 illustrates the situation.

Example: a response function with  $r_0 = 1$  and all other  $r_k$ 's equal to zero is just the identity filter: convolution of a signal with this response function gives identically the signal. Another example is the response function with  $r_{14} = 1.5$  and all other  $r_k$ 's equal to zero. This produces convolved output that is the input signal multiplied by 1.5 and delayed by 14 sample intervals.

Evidently, we have just described in words the following definition of discrete convolution with a response function of finite duration  $M$ :

$$(r * s)_j \equiv \sum_{k=-M/2+1}^{M/2} s_{j-k} r_k \quad (13.1.1)$$

If a discrete response function is nonzero only in some range  $-M/2 < k \leq M/2$ , where  $M$  is a sufficiently large even integer, then the response function is called a *finite impulse response (FIR)*, and its *duration* is  $M$ . (Notice that we are defining  $M$  as the number of nonzero values of  $r_k$ ; these values span a time interval of  $M - 1$  sampling times.) In most practical circumstances the case of finite  $M$  is the case of interest, either because the response really has a finite duration, or because we choose to truncate it at some point and approximate it by a finite-duration response function.

The *discrete convolution theorem* is this: If a signal  $s_j$  is *periodic* with period  $N$ , so that it is completely determined by the  $N$  values  $s_0, \dots, s_{N-1}$ , then its



## 13.1 Convolution and Deconvolution Using the FFT

We have defined the *convolution* of two functions for the continuous case in equation (12.0.8), and have given the *convolution theorem* as equation (12.0.9). The theorem says that the Fourier transform of the convolution of two functions is equal to the product of their individual Fourier transforms. Now, we want to deal with the discrete case. We will mention first the context in which convolution is a useful procedure, and then discuss how to compute it efficiently using the FFT.

The convolution of two functions  $r(t)$  and  $s(t)$ , denoted  $r * s$ , is mathematically equal to their convolution in the opposite order,  $s * r$ . Nevertheless, in most applications the two functions have quite different meanings and characters. One of the functions, say  $s$ , is typically a signal or data stream, which goes on indefinitely in time (or in whatever the appropriate independent variable may be). The other function  $r$  is a “response function,” typically a peaked function that falls to zero in both directions from its maximum. The effect of convolution is to smear the signal  $s(t)$  in time according to the recipe provided by the response function  $r(t)$ , as shown in Figure 13.1.1. In particular, a spike or delta-function of unit area in  $s$  which occurs at some time  $t_0$  is supposed to be smeared into the shape of the response function itself, but translated from time 0 to time  $t_0$  as  $r(t - t_0)$ .

In the discrete case, the signal  $s(t)$  is represented by its sampled values at equal time intervals  $s_j$ . The response function is also a discrete set of numbers  $r_k$ , with the following interpretation:  $r_0$  tells what multiple of the input signal in one channel (one particular value of  $j$ ) is copied into the identical output channel (same value of  $j$ );  $r_1$  tells what multiple of input signal in channel  $j$  is additionally copied into output channel  $j + 1$ ;  $r_{-1}$  tells the multiple that is copied into channel  $j - 1$ ; and so on for both positive and negative values of  $k$  in  $r_k$ . Figure 13.1.2 illustrates the situation.

Example: a response function with  $r_0 = 1$  and all other  $r_k$ 's equal to zero is just the identity filter: convolution of a signal with this response function gives identically the signal. Another example is the response function with  $r_{14} = 1.5$  and all other  $r_k$ 's equal to zero. This produces convolved output that is the input signal multiplied by 1.5 and delayed by 14 sample intervals.

Evidently, we have just described in words the following definition of discrete convolution with a response function of finite duration  $M$ :

$$(r * s)_j \equiv \sum_{k=-M/2+1}^{M/2} s_{j-k} r_k \quad (13.1.1)$$

If a discrete response function is nonzero only in some range  $-M/2 < k \leq M/2$ , where  $M$  is a sufficiently large even integer, then the response function is called a *finite impulse response (FIR)*, and its *duration* is  $M$ . (Notice that we are defining  $M$  as the number of nonzero values of  $r_k$ ; these values span a time interval of  $M - 1$  sampling times.) In most practical circumstances the case of finite  $M$  is the case of interest, either because the response really has a finite duration, or because we choose to truncate it at some point and approximate it by a finite-duration response function.

The *discrete convolution theorem* is this: If a signal  $s_j$  is *periodic* with period  $N$ , so that it is completely determined by the  $N$  values  $s_0, \dots, s_{N-1}$ , then its

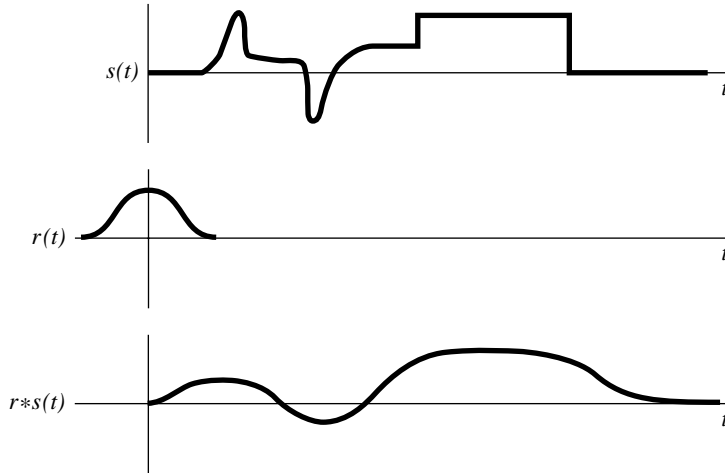


Figure 13.1.1. Example of the convolution of two functions. A signal  $s(t)$  is convolved with a response function  $r(t)$ . Since the response function is broader than some features in the original signal, these are “washed out” in the convolution. In the absence of any additional noise, the process can be reversed by deconvolution.

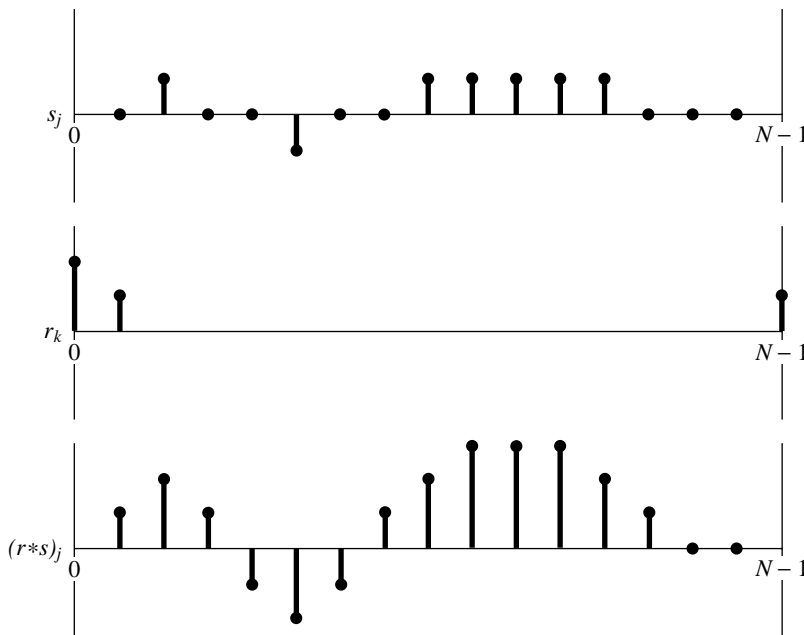


Figure 13.1.2. Convolution of discretely sampled functions. Note how the response function for negative times is wrapped around and stored at the extreme right end of the array  $n_k$ .

Sample page from NUMERICAL RECIPES IN C: THE ART OF SCIENTIFIC COMPUTING (ISBN 0-521-43108-5)  
 Copyright (C) 1988-1992 by Cambridge University Press. Programs Copyright (C) 1988-1992 by Numerical Recipes Software.  
 Permission is granted for internet users to make one paper copy for their own personal use. Further reproduction, or any copying of machine-readable files (including this one), to any server computer, is strictly prohibited. To order Numerical Recipes books or CDROMs, visit website <http://www.nr.com> or call 1-800-872-7423 (North America only), or send email to [directcustserv@cambridge.org](mailto:directcustserv@cambridge.org) (outside North America).

discrete convolution with a response function of finite duration  $N$  is a member of the discrete Fourier transform pair,

$$\sum_{k=-N/2+1}^{N/2} s_{j-k} r_k \iff S_n R_n \quad (13.1.2)$$

Here  $S_n$ , ( $n = 0, \dots, N-1$ ) is the discrete Fourier transform of the values  $s_j$ , ( $j = 0, \dots, N-1$ ), while  $R_n$ , ( $n = 0, \dots, N-1$ ) is the discrete Fourier transform of the values  $r_k$ , ( $k = 0, \dots, N-1$ ). These values of  $r_k$  are the same ones as for the range  $k = -N/2 + 1, \dots, N/2$ , but in wrap-around order, exactly as was described at the end of §12.2.

### Treatment of End Effects by Zero Padding

The discrete convolution theorem presumes a set of two circumstances that are not universal. First, it assumes that the input signal is periodic, whereas real data often either go forever without repetition or else consist of one nonperiodic stretch of finite length. Second, the convolution theorem takes the duration of the response to be the same as the period of the data; they are both  $N$ . We need to work around these two constraints.

The second is very straightforward. Almost always, one is interested in a response function whose duration  $M$  is much shorter than the length of the data set  $N$ . In this case, you simply extend the response function to length  $N$  by padding it with zeros, i.e., define  $r_k = 0$  for  $M/2 \leq k \leq N/2$  and also for  $-N/2 + 1 \leq k \leq -M/2 + 1$ . Dealing with the first constraint is more challenging. Since the convolution theorem rashly assumes that the data are periodic, it will falsely “pollute” the first output channel  $(r * s)_0$  with some wrapped-around data from the far end of the data stream  $s_{N-1}, s_{N-2}$ , etc. (See Figure 13.1.3.) So, we need to set up a buffer zone of zero-padded values at the end of the  $s_j$  vector, in order to make this pollution zero. How many zero values do we need in this buffer? Exactly as many as the most negative index for which the response function is nonzero. For example, if  $r_{-3}$  is nonzero, while  $r_{-4}, r_{-5}, \dots$  are all zero, then we need three zero pads at the end of the data:  $s_{N-3} = s_{N-2} = s_{N-1} = 0$ . These zeros will protect the first output channel  $(r * s)_0$  from wrap-around pollution. It should be obvious that the second output channel  $(r * s)_1$  and subsequent ones will also be protected by these same zeros. Let  $K$  denote the number of padding zeros, so that the last actual input data point is  $s_{N-K-1}$ .

What now about pollution of the very *last* output channel? Since the data now end with  $s_{N-K-1}$ , the last output channel of interest is  $(r * s)_{N-K-1}$ . This channel can be polluted by wrap-around from input channel  $s_0$  unless the number  $K$  is also large enough to take care of the most positive index  $k$  for which the response function  $r_k$  is nonzero. For example, if  $r_0$  through  $r_6$  are nonzero, while  $r_7, r_8, \dots$  are all zero, then we need at least  $K = 6$  padding zeros at the end of the data:  $s_{N-6} = \dots = s_{N-1} = 0$ .

To summarize — we need to pad the data with a number of zeros *on one end* equal to the maximum positive duration *or* maximum negative duration of the response function, *whichever is larger*. (For a symmetric response function of duration  $M$ , you will need only  $M/2$  zero pads.) Combining this operation with the

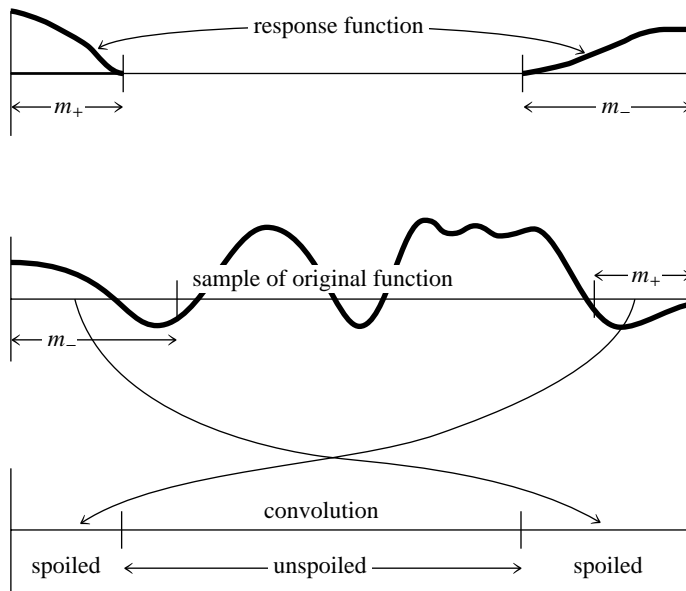


Figure 13.1.3. The wrap-around problem in convolving finite segments of a function. Not only must the response function wrap be viewed as cyclic, but so must the sampled original function. Therefore a portion at each end of the original function is erroneously wrapped around by convolution with the response function.

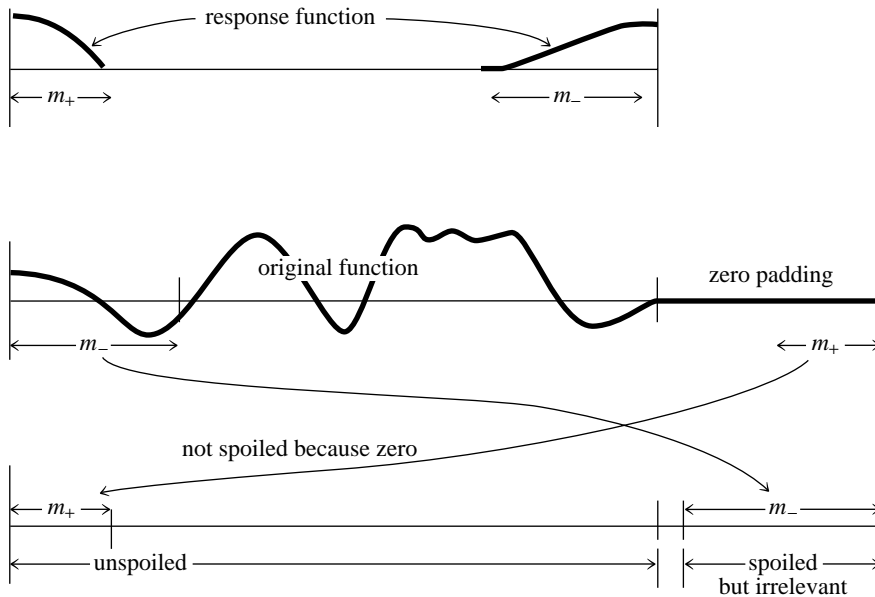


Figure 13.1.4. Zero padding as solution to the wrap-around problem. The original function is extended by zeros, serving a dual purpose: When the zeros wrap around, they do not disturb the true convolution; and while the original function wraps around onto the zero region, that region can be discarded.

Sample page from NUMERICAL RECIPES IN C: THE ART OF SCIENTIFIC COMPUTING (ISBN 0-521-43108-5)  
 Copyright (C) 1988-1992 by Cambridge University Press. Programs Copyright (C) 1988-1992 by Numerical Recipes Software.  
 Permission is granted for internet users to make one paper copy for their own personal use. Further reproduction, or any copying of machine-readable files (including this one), to any server computer, is strictly prohibited. To order Numerical Recipes books or CDROMs, visit website <http://www.nr.com> or call 1-800-872-7423 (North America only), or send email to [directcustserv@cambridge.org](mailto:directcustserv@cambridge.org) (outside North America).

padding of the response  $r_k$  described above, we effectively insulate the data from artifacts of undesired periodicity. Figure 13.1.4 illustrates matters.

### Use of FFT for Convolution

The data, complete with zero padding, are now a set of real numbers  $s_j$ ,  $j = 0, \dots, N - 1$ , and the response function is zero padded out to duration  $N$  and arranged in wrap-around order. (Generally this means that a large contiguous section of the  $r_k$ 's, in the middle of that array, is zero, with nonzero values clustered at the two extreme ends of the array.) You now compute the discrete convolution as follows: Use the FFT algorithm to compute the discrete Fourier transform of  $s$  and of  $r$ . Multiply the two transforms together component by component, remembering that the transforms consist of complex numbers. Then use the FFT algorithm to take the inverse discrete Fourier transform of the products. The answer is the convolution  $r * s$ .

What about *deconvolution*? Deconvolution is the process of *undoing* the smearing in a data set that has occurred under the influence of a known response function, for example, because of the known effect of a less-than-perfect measuring apparatus. The defining equation of deconvolution is the same as that for convolution, namely (13.1.1), except now the left-hand side is taken to be known, and (13.1.1) is to be considered as a set of  $N$  linear equations for the unknown quantities  $s_j$ . Solving these simultaneous linear equations in the time domain of (13.1.1) is unrealistic in most cases, but the FFT renders the problem almost trivial. Instead of multiplying the transform of the signal and response to get the transform of the convolution, we just divide the transform of the (known) convolution by the transform of the response to get the transform of the deconvolved signal.

This procedure can go wrong *mathematically* if the transform of the response function is exactly zero for some value  $R_n$ , so that we can't divide by it. This indicates that the original convolution has truly lost all information at that one frequency, so that a reconstruction of that frequency component is not possible. You should be aware, however, that apart from mathematical problems, the process of deconvolution has other practical shortcomings. The process is generally quite sensitive to noise in the input data, and to the accuracy to which the response function  $r_k$  is known. Perfectly reasonable attempts at deconvolution can sometimes produce nonsense for these reasons. In such cases you may want to make use of the additional process of *optimal filtering*, which is discussed in §13.3.

Here is our routine for convolution and deconvolution, using the FFT as implemented in `four1` of §12.2. Since the data and response functions are real, not complex, both of their transforms can be taken simultaneously using `twofft`. Note, however, that two calls to `realft` should be substituted if data and `respns` have very different magnitudes, to minimize roundoff. The data are assumed to be stored in a `float` array `data[1..n]`, with `n` an integer power of two. The response function is assumed to be stored in wrap-around order in a sub-array `respns[1..m]` of the array `respns[1..n]`. The value of `m` can be any *odd* integer less than or equal to `n`, since the first thing the program does is to recopy the response function into the appropriate wrap-around order in `respns[1..n]`. The answer is provided in `ans`.

```
#include "nrutil.h"
```

```
void convlv(float data[], unsigned long n, float respns[], unsigned long m,
```

Sample page from NUMERICAL RECIPES IN C: THE ART OF SCIENTIFIC COMPUTING (ISBN 0-521-43108-5)  
Copyright (C) 1988-1992 by Cambridge University Press. Programs Copyright (C) 1988-1992 by Numerical Recipes Software.  
Permission is granted for internet users to make one paper copy for their own personal use. Further reproduction, or any copying of machine-readable files (including this one), to any server computer, is strictly prohibited. To order Numerical Recipes books or CDROMs, visit website <http://www.nr.com> or call 1-800-872-7423 (North America only), or send email to [directcustserv@cambridge.org](mailto:directcustserv@cambridge.org) (outside North America).

```

int isign, float ans[])
Convolves or deconvolves a real data set data[1..n] (including any user-supplied zero padding)
with a response function respns[1..n]. The response function must be stored in wrap-around
order in the first m elements of respns, where m is an odd integer ≤ n. Wrap-around order
means that the first half of the array respns contains the impulse response function at positive
times, while the second half of the array contains the impulse response function at negative times,
counting down from the highest element respns[m]. On input isign is +1 for convolution,
-1 for deconvolution. The answer is returned in the first n components of ans. However,
ans must be supplied in the calling program with dimensions [1..2*n], for consistency with
twofft. n MUST be an integer power of two.
{
void realft(float data[], unsigned long n, int isign);
void twofft(float data1[], float data2[], float fft1[], float fft2[],
    unsigned long n);
unsigned long i,no2;
float dum,mag2,*fft;

fft=vector(1,n<<1);
for (i=1;i<=(m-1)/2;i++)          Put respns in array of length n.
    respns[n+1-i]=respns[m+1-i];
for (i=(m+3)/2;i<=n-(m-1)/2;i++) Pad with zeros.
    respns[i]=0.0;
twofft(data,respns,fft,ans,n);    FFT both at once.
no2=n>>1;
for (i=2;i<=n+2;i+=2) {
    if (isign == 1) {
        ans[i-1]=(fft[i-1]*(dum=ans[i-1])-fft[i]*ans[i])/no2;    Multiply FFTs
        ans[i]=(fft[i]*dum+fft[i-1]*ans[i])/no2;                to convolve.
    } else if (isign == -1) {
        if ((mag2=SQR(ans[i-1])+SQR(ans[i])) == 0.0)
            nrerror("Deconvolving at response zero in convlv");
        ans[i-1]=(fft[i-1]*(dum=ans[i-1])+fft[i]*ans[i])/mag2/no2; Divide FFTs
        ans[i]=(fft[i]*dum-fft[i-1]*ans[i])/mag2/no2;          to deconvolve.
    } else nrerror("No meaning for isign in convlv");
}
ans[2]=ans[n+1];                Pack last element with first for realft.
realft(ans,n,-1);                Inverse transform back to time domain.
free_vector(fft,1,n<<1);
}

```

## Convoluting or Deconvoluting Very Large Data Sets

If your data set is so long that you do not want to fit it into memory all at once, then you must break it up into sections and convolve each section separately. Now, however, the treatment of end effects is a bit different. You have to worry not only about spurious wrap-around effects, but also about the fact that the ends of each section of data *should* have been influenced by data at the nearby ends of the immediately preceding and following sections of data, but were not so influenced since only one section of data is in the machine at a time.

There are two, related, standard solutions to this problem. Both are fairly obvious, so with a few words of description here, you ought to be able to implement them for yourself. The first solution is called the *overlap-save method*. In this technique you pad only the very beginning of the data with enough zeros to avoid wrap-around pollution. After this initial padding, you forget about zero padding altogether. Bring in a section of data and convolve or deconvolve it. Then throw out the points at each end that are polluted by wrap-around end effects. Output only the

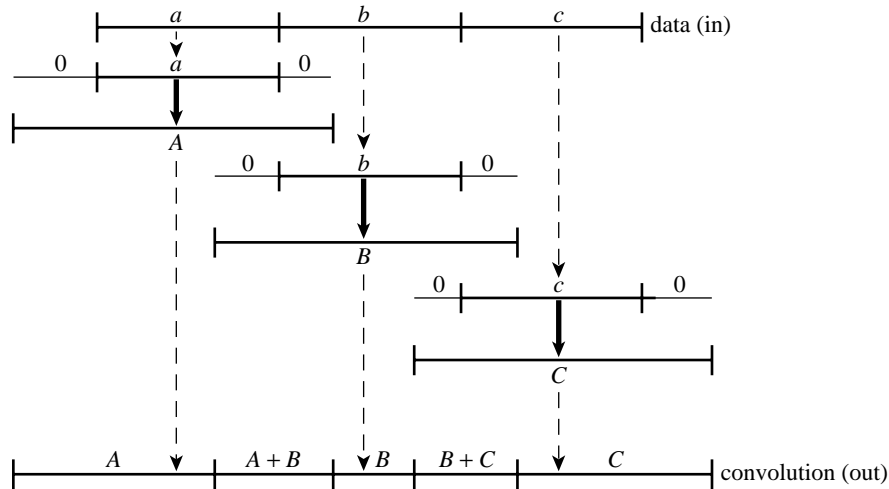


Figure 13.1.5. The overlap-add method for convolving a response with a very long signal. The signal data is broken up into smaller pieces. Each is zero padded at both ends and convolved (denoted by bold arrows in the figure). Finally the pieces are added back together, including the overlapping regions formed by the zero pads.

remaining good points in the middle. Now bring in the next section of data, but not all new data. The first points in each new section overlap the last points from the preceding section of data. The sections must be overlapped sufficiently so that the polluted output points at the end of one section are recomputed as the first of the unpolluted output points from the subsequent section. With a bit of thought you can easily determine how many points to overlap and save.

The second solution, called the *overlap-add method*, is illustrated in Figure 13.1.5. Here you *don't* overlap the input data. Each section of data is disjoint from the others and is used exactly once. However, you carefully zero-pad it at both ends so that there is no wrap-around ambiguity in the output convolution or deconvolution. Now you overlap *and add* these sections of output. Thus, an output point near the end of one section will have the response due to the input points at the beginning of the next section of data properly added in to it, and likewise for an output point near the beginning of a section, *mutatis mutandis*.

Even when computer memory is available, there is some slight gain in computing speed in segmenting a long data set, since the FFTs'  $N \log_2 N$  is slightly slower than linear in  $N$ . However, the log term is so slowly varying that you will often be much happier to avoid the bookkeeping complexities of the overlap-add or overlap-save methods: If it is practical to do so, just cram the whole data set into memory and FFT away. Then you will have more time for the finer things in life, some of which are described in succeeding sections of this chapter.

#### CITED REFERENCES AND FURTHER READING:

- Nussbaumer, H.J. 1982, *Fast Fourier Transform and Convolution Algorithms* (New York: Springer-Verlag).  
 Elliott, D.F., and Rao, K.R. 1982, *Fast Transforms: Algorithms, Analyses, Applications* (New York: Academic Press).

Brigham, E.O. 1974, *The Fast Fourier Transform* (Englewood Cliffs, NJ: Prentice-Hall), Chapter 13.

## 13.2 Correlation and Autocorrelation Using the FFT

Correlation is the close mathematical cousin of convolution. It is in some ways simpler, however, because the two functions that go into a correlation are not as conceptually distinct as were the data and response functions that entered into convolution. Rather, in correlation, the functions are represented by different, but generally similar, data sets. We investigate their “correlation,” by comparing them both directly superposed, and with one of them shifted left or right.

We have already defined in equation (12.0.10) the correlation between two continuous functions  $g(t)$  and  $h(t)$ , which is denoted  $\text{Corr}(g, h)$ , and is a function of lag  $t$ . We will occasionally show this time dependence explicitly, with the rather awkward notation  $\text{Corr}(g, h)(t)$ . The correlation will be large at some value of  $t$  if the first function ( $g$ ) is a close copy of the second ( $h$ ) but lags it in time by  $t$ , i.e., if the first function is shifted to the right of the second. Likewise, the correlation will be large for some negative value of  $t$  if the first function *leads* the second, i.e., is shifted to the left of the second. The relation that holds when the two functions are interchanged is

$$\text{Corr}(g, h)(t) = \text{Corr}(h, g)(-t) \quad (13.2.1)$$

The discrete correlation of two sampled functions  $g_k$  and  $h_k$ , each periodic with period  $N$ , is defined by

$$\text{Corr}(g, h)_j \equiv \sum_{k=0}^{N-1} g_{j+k} h_k \quad (13.2.2)$$

The *discrete correlation theorem* says that this discrete correlation of two real functions  $g$  and  $h$  is one member of the discrete Fourier transform pair

$$\text{Corr}(g, h)_j \iff G_k H_k^* \quad (13.2.3)$$

where  $G_k$  and  $H_k$  are the discrete Fourier transforms of  $g_j$  and  $h_j$ , and the asterisk denotes complex conjugation. This theorem makes the same presumptions about the functions as those encountered for the discrete convolution theorem.

We can compute correlations using the FFT as follows: FFT the two data sets, multiply one resulting transform by the complex conjugate of the other, and inverse transform the product. The result (call it  $r_k$ ) will formally be a complex vector of length  $N$ . However, it will turn out to have all its imaginary parts zero since the original data sets were both real. The components of  $r_k$  are the values of the correlation at different lags, with positive and negative lags stored in the by now familiar wrap-around order: The correlation at zero lag is in  $r_0$ , the first component;

Sample page from NUMERICAL RECIPES IN C: THE ART OF SCIENTIFIC COMPUTING (ISBN 0-521-43108-5)  
Copyright (C) 1988-1992 by Cambridge University Press. Programs Copyright (C) 1988-1992 by Numerical Recipes Software.  
Permission is granted for internet users to make one paper copy for their own personal use. Further reproduction, or any copying of machine-readable files (including this one), to any server computer, is strictly prohibited. To order Numerical Recipes books or CDROMs, visit website <http://www.nr.com> or call 1-800-872-7423 (North America only), or send email to [directcustserv@cambridge.org](mailto:directcustserv@cambridge.org) (outside North America).



Brigham, E.O. 1974, *The Fast Fourier Transform* (Englewood Cliffs, NJ: Prentice-Hall), Chapter 13.

## 13.2 Correlation and Autocorrelation Using the FFT

Correlation is the close mathematical cousin of convolution. It is in some ways simpler, however, because the two functions that go into a correlation are not as conceptually distinct as were the data and response functions that entered into convolution. Rather, in correlation, the functions are represented by different, but generally similar, data sets. We investigate their “correlation,” by comparing them both directly superposed, and with one of them shifted left or right.

We have already defined in equation (12.0.10) the correlation between two continuous functions  $g(t)$  and  $h(t)$ , which is denoted  $\text{Corr}(g, h)$ , and is a function of lag  $t$ . We will occasionally show this time dependence explicitly, with the rather awkward notation  $\text{Corr}(g, h)(t)$ . The correlation will be large at some value of  $t$  if the first function ( $g$ ) is a close copy of the second ( $h$ ) but lags it in time by  $t$ , i.e., if the first function is shifted to the right of the second. Likewise, the correlation will be large for some negative value of  $t$  if the first function *leads* the second, i.e., is shifted to the left of the second. The relation that holds when the two functions are interchanged is

$$\text{Corr}(g, h)(t) = \text{Corr}(h, g)(-t) \quad (13.2.1)$$

The discrete correlation of two sampled functions  $g_k$  and  $h_k$ , each periodic with period  $N$ , is defined by

$$\text{Corr}(g, h)_j \equiv \sum_{k=0}^{N-1} g_{j+k} h_k \quad (13.2.2)$$

The *discrete correlation theorem* says that this discrete correlation of two real functions  $g$  and  $h$  is one member of the discrete Fourier transform pair

$$\text{Corr}(g, h)_j \iff G_k H_k^* \quad (13.2.3)$$

where  $G_k$  and  $H_k$  are the discrete Fourier transforms of  $g_j$  and  $h_j$ , and the asterisk denotes complex conjugation. This theorem makes the same presumptions about the functions as those encountered for the discrete convolution theorem.

We can compute correlations using the FFT as follows: FFT the two data sets, multiply one resulting transform by the complex conjugate of the other, and inverse transform the product. The result (call it  $r_k$ ) will formally be a complex vector of length  $N$ . However, it will turn out to have all its imaginary parts zero since the original data sets were both real. The components of  $r_k$  are the values of the correlation at different lags, with positive and negative lags stored in the by now familiar wrap-around order: The correlation at zero lag is in  $r_0$ , the first component;

Sample page from NUMERICAL RECIPES IN C: THE ART OF SCIENTIFIC COMPUTING (ISBN 0-521-43108-5)  
Copyright (C) 1988-1992 by Cambridge University Press. Programs Copyright (C) 1988-1992 by Numerical Recipes Software.  
Permission is granted for internet users to make one paper copy for their own personal use. Further reproduction, or any copying of machine-readable files (including this one), to any server computer, is strictly prohibited. To order Numerical Recipes books or CDROMs, visit website <http://www.nr.com> or call 1-800-872-7423 (North America only), or send email to [directcustserv@cambridge.org](mailto:directcustserv@cambridge.org) (outside North America).

the correlation at lag 1 is in  $r_1$ , the second component; the correlation at lag  $-1$  is in  $r_{N-1}$ , the last component; etc.

Just as in the case of convolution we have to consider end effects, since our data will not, in general, be periodic as intended by the correlation theorem. Here again, we can use zero padding. If you are interested in the correlation for lags as large as  $\pm K$ , then you must append a buffer zone of  $K$  zeros at the end of both input data sets. If you want all possible lags from  $N$  data points (not a usual thing), then you will need to pad the data with an equal number of zeros; this is the extreme case. So here is the program:

```
#include "nrutil.h"

void correl(float data1[], float data2[], unsigned long n, float ans[])
Computes the correlation of two real data sets data1[1..n] and data2[1..n] (including any
user-supplied zero padding). n MUST be an integer power of two. The answer is returned as
the first n points in ans[1..2*n] stored in wrap-around order, i.e., correlations at increasingly
negative lags are in ans[n] on down to ans[n/2+1], while correlations at increasingly positive
lags are in ans[1] (zero lag) on up to ans[n/2]. Note that ans must be supplied in the calling
program with length at least 2*n, since it is also used as working space. Sign convention of
this routine: if data1 lags data2, i.e., is shifted to the right of it, then ans will show a peak
at positive lags.
{
    void realft(float data[], unsigned long n, int isign);
    void twofft(float data1[], float data2[], float fft1[], float fft2[],
        unsigned long n);
    unsigned long no2,i;
    float dum,*fft;

    fft=vector(1,n<<1);
    twofft(data1,data2,fft,ans,n);          Transform both data vectors at once.
    no2=n>>1;                               Normalization for inverse FFT.
    for (i=2;i<=n+2;i+=2) {
        ans[i-1]=(fft[i-1]*(dum=ans[i-1])+fft[i]*ans[i])/no2;    Multiply to find
        ans[i]=(fft[i]*dum-fft[i-1]*ans[i])/no2;                 FFT of their cor-
    }                                                            relation.
    ans[2]=ans[n+1];                                           Pack first and last into one element.
    realft(ans,n,-1);                                           Inverse transform gives correlation.
    free_vector(fft,1,n<<1);
}
```

As in `convlv`, it would be better to substitute two calls to `realft` for the one call to `twofft`, if `data1` and `data2` have very different magnitudes, to minimize roundoff error.

The *discrete autocorrelation* of a sampled function  $g_j$  is just the discrete correlation of the function with itself. Obviously this is always symmetric with respect to positive and negative lags. Feel free to use the above routine `correl` to obtain autocorrelations, simply calling it with the same data vector in both arguments. If the inefficiency bothers you, routine `realft` can, of course, be used to transform the data vector instead.

#### CITED REFERENCES AND FURTHER READING:

Brigham, E.O. 1974, *The Fast Fourier Transform* (Englewood Cliffs, NJ: Prentice-Hall), §13–2.

## 13.3 Optimal (Wiener) Filtering with the FFT

There are a number of other tasks in numerical processing that are routinely handled with Fourier techniques. One of these is filtering for the removal of noise from a “corrupted” signal. The particular situation we consider is this: There is some underlying, uncorrupted signal  $u(t)$  that we want to measure. The measurement process is imperfect, however, and what comes out of our measurement device is a corrupted signal  $c(t)$ . The signal  $c(t)$  may be less than perfect in either or both of two respects. First, the apparatus may not have a perfect “delta-function” response, so that the true signal  $u(t)$  is convolved with (smeared out by) some known response function  $r(t)$  to give a smeared signal  $s(t)$ ,

$$s(t) = \int_{-\infty}^{\infty} r(t - \tau)u(\tau) d\tau \quad \text{or} \quad S(f) = R(f)U(f) \quad (13.3.1)$$

where  $S, R, U$  are the Fourier transforms of  $s, r, u$ , respectively. Second, the measured signal  $c(t)$  may contain an additional component of noise  $n(t)$ ,

$$c(t) = s(t) + n(t) \quad (13.3.2)$$

We already know how to deconvolve the effects of the response function  $r$  in the absence of any noise (§13.1); we just divide  $C(f)$  by  $R(f)$  to get a deconvolved signal. We now want to treat the analogous problem when noise is present. Our task is to find the *optimal filter*,  $\phi(t)$  or  $\Phi(f)$ , which, when applied to the measured signal  $c(t)$  or  $C(f)$ , and then deconvolved by  $r(t)$  or  $R(f)$ , produces a signal  $\tilde{u}(t)$  or  $\tilde{U}(f)$  that is as close as possible to the uncorrupted signal  $u(t)$  or  $U(f)$ . In other words we will estimate the true signal  $U$  by

$$\tilde{U}(f) = \frac{C(f)\Phi(f)}{R(f)} \quad (13.3.3)$$

In what sense is  $\tilde{U}$  to be close to  $U$ ? We ask that they be *close in the least-square sense*

$$\int_{-\infty}^{\infty} |\tilde{u}(t) - u(t)|^2 dt = \int_{-\infty}^{\infty} |\tilde{U}(f) - U(f)|^2 df \quad \text{is minimized.} \quad (13.3.4)$$

Substituting equations (13.3.3) and (13.3.2), the right-hand side of (13.3.4) becomes

$$\begin{aligned} & \int_{-\infty}^{\infty} \left| \frac{[S(f) + N(f)]\Phi(f)}{R(f)} - \frac{S(f)}{R(f)} \right|^2 df \\ &= \int_{-\infty}^{\infty} |R(f)|^{-2} \left\{ |S(f)|^2 |1 - \Phi(f)|^2 + |N(f)|^2 |\Phi(f)|^2 \right\} df \end{aligned} \quad (13.3.5)$$

The signal  $S$  and the noise  $N$  are *uncorrelated*, so their cross product, when integrated over frequency  $f$ , gave zero. (This is practically the *definition* of what we mean by noise!) Obviously (13.3.5) will be a minimum if and only if the integrand is minimized with respect to  $\Phi(f)$  at every value of  $f$ . Let us search for such a

## 13.3 Optimal (Wiener) Filtering with the FFT

There are a number of other tasks in numerical processing that are routinely handled with Fourier techniques. One of these is filtering for the removal of noise from a “corrupted” signal. The particular situation we consider is this: There is some underlying, uncorrupted signal  $u(t)$  that we want to measure. The measurement process is imperfect, however, and what comes out of our measurement device is a corrupted signal  $c(t)$ . The signal  $c(t)$  may be less than perfect in either or both of two respects. First, the apparatus may not have a perfect “delta-function” response, so that the true signal  $u(t)$  is convolved with (smeared out by) some known response function  $r(t)$  to give a smeared signal  $s(t)$ ,

$$s(t) = \int_{-\infty}^{\infty} r(t - \tau)u(\tau) d\tau \quad \text{or} \quad S(f) = R(f)U(f) \quad (13.3.1)$$

where  $S, R, U$  are the Fourier transforms of  $s, r, u$ , respectively. Second, the measured signal  $c(t)$  may contain an additional component of noise  $n(t)$ ,

$$c(t) = s(t) + n(t) \quad (13.3.2)$$

We already know how to deconvolve the effects of the response function  $r$  in the absence of any noise (§13.1); we just divide  $C(f)$  by  $R(f)$  to get a deconvolved signal. We now want to treat the analogous problem when noise is present. Our task is to find the *optimal filter*,  $\phi(t)$  or  $\Phi(f)$ , which, when applied to the measured signal  $c(t)$  or  $C(f)$ , and then deconvolved by  $r(t)$  or  $R(f)$ , produces a signal  $\tilde{u}(t)$  or  $\tilde{U}(f)$  that is as close as possible to the uncorrupted signal  $u(t)$  or  $U(f)$ . In other words we will estimate the true signal  $U$  by

$$\tilde{U}(f) = \frac{C(f)\Phi(f)}{R(f)} \quad (13.3.3)$$

In what sense is  $\tilde{U}$  to be close to  $U$ ? We ask that they be *close in the least-square sense*

$$\int_{-\infty}^{\infty} |\tilde{u}(t) - u(t)|^2 dt = \int_{-\infty}^{\infty} |\tilde{U}(f) - U(f)|^2 df \quad \text{is minimized.} \quad (13.3.4)$$

Substituting equations (13.3.3) and (13.3.2), the right-hand side of (13.3.4) becomes

$$\begin{aligned} & \int_{-\infty}^{\infty} \left| \frac{[S(f) + N(f)]\Phi(f)}{R(f)} - \frac{S(f)}{R(f)} \right|^2 df \\ &= \int_{-\infty}^{\infty} |R(f)|^{-2} \left\{ |S(f)|^2 |1 - \Phi(f)|^2 + |N(f)|^2 |\Phi(f)|^2 \right\} df \end{aligned} \quad (13.3.5)$$

The signal  $S$  and the noise  $N$  are *uncorrelated*, so their cross product, when integrated over frequency  $f$ , gave zero. (This is practically the *definition* of what we mean by noise!) Obviously (13.3.5) will be a minimum if and only if the integrand is minimized with respect to  $\Phi(f)$  at every value of  $f$ . Let us search for such a

solution where  $\Phi(f)$  is a real function. Differentiating with respect to  $\Phi$ , and setting the result equal to zero gives

$$\Phi(f) = \frac{|S(f)|^2}{|S(f)|^2 + |N(f)|^2} \quad (13.3.6)$$

This is the formula for the optimal filter  $\Phi(f)$ .

Notice that equation (13.3.6) involves  $S$ , the smeared signal, and  $N$ , the noise. The two of these add up to be  $C$ , the measured signal. Equation (13.3.6) does not contain  $U$ , the “true” signal. This makes for an important simplification: The optimal filter can be determined independently of the determination of the deconvolution function that relates  $S$  and  $U$ .

To determine the optimal filter from equation (13.3.6) we need some way of separately estimating  $|S|^2$  and  $|N|^2$ . There is no way to do this from the measured signal  $C$  alone without some other information, or some assumption or guess. Luckily, the extra information is often easy to obtain. For example, we can sample a long stretch of data  $c(t)$  and plot its power spectral density using equations (12.0.14), (12.1.8), and (12.1.5). This quantity is proportional to the sum  $|S|^2 + |N|^2$ , so we have

$$|S(f)|^2 + |N(f)|^2 \approx P_c(f) = |C(f)|^2 \quad 0 \leq f < f_c \quad (13.3.7)$$

(More sophisticated methods of estimating the power spectral density will be discussed in §13.4 and §13.7, but the estimation above is almost always good enough for the optimal filter problem.) The resulting plot (see Figure 13.3.1) will often immediately show the spectral signature of a signal sticking up above a continuous noise spectrum. The noise spectrum may be flat, or tilted, or smoothly varying; it doesn't matter, as long as we can guess a reasonable hypothesis as to what it is. Draw a smooth curve through the noise spectrum, extrapolating it into the region dominated by the signal as well. Now draw a smooth curve through the signal plus noise power. The difference between these two curves is your smooth “model” of the signal power. The quotient of your model of signal power to your model of signal plus noise power is the optimal filter  $\Phi(f)$ . [Extend it to negative values of  $f$  by the formula  $\Phi(-f) = \Phi(f)$ .] Notice that  $\Phi(f)$  will be close to unity where the noise is negligible, and close to zero where the noise is dominant. That is how it does its job! The intermediate dependence given by equation (13.3.6) just turns out to be the optimal way of going in between these two extremes.

Because the optimal filter results from a minimization problem, the quality of the results obtained by optimal filtering differs from the true optimum by an amount that is *second order* in the precision to which the optimal filter is determined. In other words, even a fairly crudely determined optimal filter (sloppy, say, at the 10 percent level) can give excellent results when it is applied to data. That is why the separation of the measured signal  $C$  into signal and noise components  $S$  and  $N$  can usefully be done “by eye” from a crude plot of power spectral density. All of this may give you thoughts about iterating the procedure we have just described. For example, after designing a filter with response  $\Phi(f)$  and using it to make a respectable guess at the signal  $\tilde{U}(f) = \Phi(f)C(f)/R(f)$ , you might turn about and regard  $\tilde{U}(f)$  as a fresh new signal which you could improve even further with the same filtering technique.

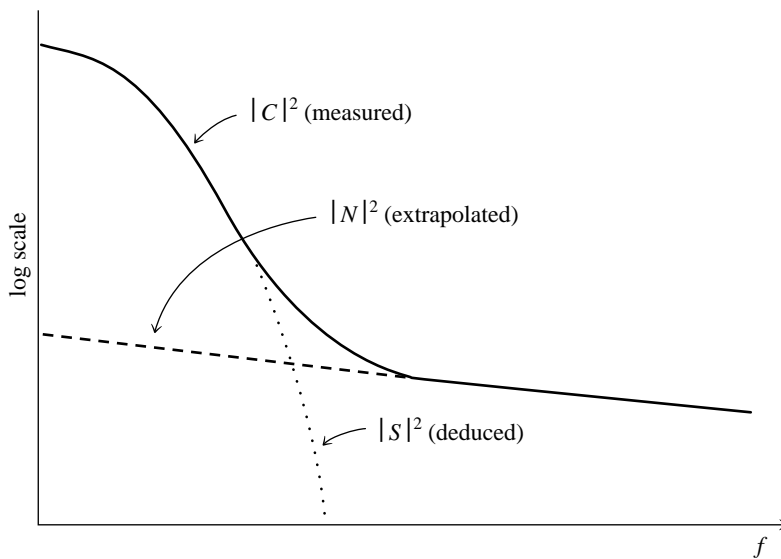


Figure 13.3.1. Optimal (Wiener) filtering. The power spectrum of signal plus noise shows a signal peak added to a noise tail. The tail is extrapolated back into the signal region as a “noise model.” Subtracting gives the “signal model.” The models need not be accurate for the method to be useful. A simple algebraic combination of the models gives the optimal filter (see text).

Don’t waste your time on this line of thought. The scheme converges to a signal of  $S(f) = 0$ . Converging iterative methods do exist; this just isn’t one of them.

You can use the routine `four1` (§12.2) or `realft` (§12.3) to FFT your data when you are constructing an optimal filter. To apply the filter to your data, you can use the methods described in §13.1. The specific routine `conv1v` is not needed for optimal filtering, since your filter is constructed in the frequency domain to begin with. If you are also deconvolving your data with a known response function, however, you can modify `conv1v` to multiply by your optimal filter just before it takes the inverse Fourier transform.

#### CITED REFERENCES AND FURTHER READING:

- Rabiner, L.R., and Gold, B. 1975, *Theory and Application of Digital Signal Processing* (Englewood Cliffs, NJ: Prentice-Hall).
- Nussbaumer, H.J. 1982, *Fast Fourier Transform and Convolution Algorithms* (New York: Springer-Verlag).
- Elliott, D.F., and Rao, K.R. 1982, *Fast Transforms: Algorithms, Analyses, Applications* (New York: Academic Press).

## 13.4 Power Spectrum Estimation Using the FFT

In the previous section we “informally” estimated the power spectral density of a function  $c(t)$  by taking the modulus-squared of the discrete Fourier transform of some

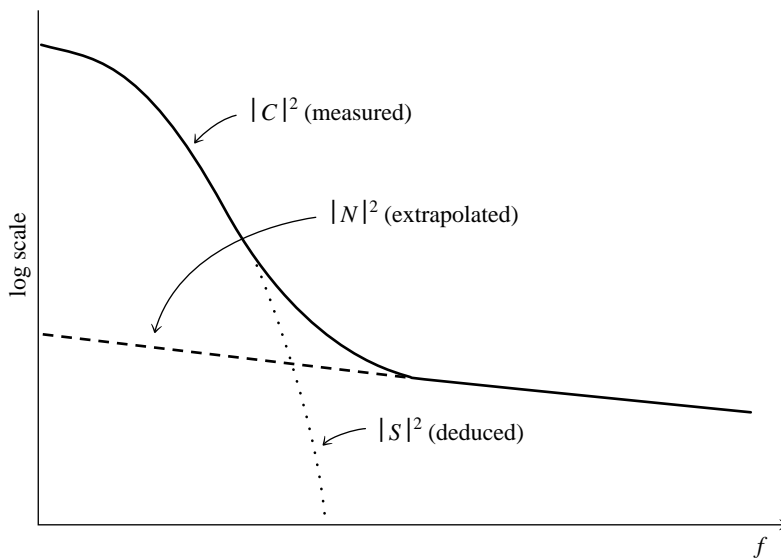


Figure 13.3.1. Optimal (Wiener) filtering. The power spectrum of signal plus noise shows a signal peak added to a noise tail. The tail is extrapolated back into the signal region as a “noise model.” Subtracting gives the “signal model.” The models need not be accurate for the method to be useful. A simple algebraic combination of the models gives the optimal filter (see text).

Don’t waste your time on this line of thought. The scheme converges to a signal of  $S(f) = 0$ . Converging iterative methods do exist; this just isn’t one of them.

You can use the routine `four1` (§12.2) or `realft` (§12.3) to FFT your data when you are constructing an optimal filter. To apply the filter to your data, you can use the methods described in §13.1. The specific routine `conv1v` is not needed for optimal filtering, since your filter is constructed in the frequency domain to begin with. If you are also deconvolving your data with a known response function, however, you can modify `conv1v` to multiply by your optimal filter just before it takes the inverse Fourier transform.

#### CITED REFERENCES AND FURTHER READING:

- Rabiner, L.R., and Gold, B. 1975, *Theory and Application of Digital Signal Processing* (Englewood Cliffs, NJ: Prentice-Hall).
- Nussbaumer, H.J. 1982, *Fast Fourier Transform and Convolution Algorithms* (New York: Springer-Verlag).
- Elliott, D.F., and Rao, K.R. 1982, *Fast Transforms: Algorithms, Analyses, Applications* (New York: Academic Press).

## 13.4 Power Spectrum Estimation Using the FFT

In the previous section we “informally” estimated the power spectral density of a function  $c(t)$  by taking the modulus-squared of the discrete Fourier transform of some

finite, sampled stretch of it. In this section we'll do roughly the same thing, but with considerably greater attention to details. Our attention will uncover some surprises.

The first detail is power spectrum (also called a power spectral density or PSD) normalization. In general there is *some* relation of proportionality between a measure of the squared amplitude of the function and a measure of the amplitude of the PSD. Unfortunately there are several different conventions for describing the normalization in each domain, and many opportunities for getting wrong the relationship between the two domains. Suppose that our function  $c(t)$  is sampled at  $N$  points to produce values  $c_0 \dots c_{N-1}$ , and that these points span a range of time  $T$ , that is  $T = (N - 1)\Delta$ , where  $\Delta$  is the sampling interval. Then here are several different descriptions of the total power:

$$\sum_{j=0}^{N-1} |c_j|^2 \equiv \text{“sum squared amplitude”} \quad (13.4.1)$$

$$\frac{1}{T} \int_0^T |c(t)|^2 dt \approx \frac{1}{N} \sum_{j=0}^{N-1} |c_j|^2 \equiv \text{“mean squared amplitude”} \quad (13.4.2)$$

$$\int_0^T |c(t)|^2 dt \approx \Delta \sum_{j=0}^{N-1} |c_j|^2 \equiv \text{“time-integral squared amplitude”} \quad (13.4.3)$$

PSD estimators, as we shall see, have an even greater variety. In this section, we consider a class of them that give estimates at discrete values of frequency  $f_i$ , where  $i$  will range over integer values. In the next section, we will learn about a different class of estimators that produce estimates that are continuous functions of frequency  $f$ . Even if it is agreed always to relate the PSD normalization to a particular description of the function normalization (e.g., 13.4.2), there are at least the following possibilities: The PSD is

- defined for discrete positive, zero, and negative frequencies, and its sum over these is the function mean squared amplitude
- defined for zero and discrete positive frequencies only, and its sum over these is the function mean squared amplitude
- defined in the Nyquist interval from  $-f_c$  to  $f_c$ , and its integral over this range is the function mean squared amplitude
- defined from 0 to  $f_c$ , and its integral over this range is the function mean squared amplitude

It *never* makes sense to integrate the PSD of a sampled function outside of the Nyquist interval  $-f_c$  and  $f_c$  since, according to the sampling theorem, power there will have been aliased into the Nyquist interval.

It is hopeless to define enough notation to distinguish all possible combinations of normalizations. In what follows, we use the notation  $P(f)$  to mean *any* of the above PSDs, stating in each instance how the particular  $P(f)$  is normalized. Beware the inconsistent notation in the literature.

The method of power spectrum estimation used in the previous section is a simple version of an estimator called, historically, the *periodogram*. If we take an  $N$ -point sample of the function  $c(t)$  at equal intervals and use the FFT to compute



its discrete Fourier transform

$$C_k = \sum_{j=0}^{N-1} c_j e^{2\pi ijk/N} \quad k = 0, \dots, N-1 \quad (13.4.4)$$

then the periodogram estimate of the power spectrum is defined at  $N/2 + 1$  frequencies as

$$\begin{aligned} P(0) &= P(f_0) = \frac{1}{N^2} |C_0|^2 \\ P(f_k) &= \frac{1}{N^2} \left[ |C_k|^2 + |C_{N-k}|^2 \right] \quad k = 1, 2, \dots, \left( \frac{N}{2} - 1 \right) \\ P(f_c) &= P(f_{N/2}) = \frac{1}{N^2} |C_{N/2}|^2 \end{aligned} \quad (13.4.5)$$

where  $f_k$  is defined only for the zero and positive frequencies

$$f_k \equiv \frac{k}{N\Delta} = 2f_c \frac{k}{N} \quad k = 0, 1, \dots, \frac{N}{2} \quad (13.4.6)$$

By Parseval's theorem, equation (12.1.10), we see immediately that equation (13.4.5) is normalized so that the sum of the  $N/2 + 1$  values of  $P$  is equal to the mean squared amplitude of the function  $c_j$ .

We must now ask this question. In what sense is the periodogram estimate (13.4.5) a "true" estimator of the power spectrum of the underlying function  $c(t)$ ? You can find the answer treated in considerable detail in the literature cited (see, e.g., [1] for an introduction). Here is a summary.

First, is the *expectation value* of the periodogram estimate equal to the power spectrum, i.e., is the estimator correct on average? Well, yes and no. We wouldn't really expect one of the  $P(f_k)$ 's to equal the continuous  $P(f)$  at *exactly*  $f_k$ , since  $f_k$  is supposed to be representative of a whole frequency "bin" extending from halfway from the preceding discrete frequency to halfway to the next one. We *should* be expecting the  $P(f_k)$  to be some kind of average of  $P(f)$  over a narrow window function centered on its  $f_k$ . For the periodogram estimate (13.4.6) that window function, as a function of  $s$  the frequency offset *in bins*, is

$$W(s) = \frac{1}{N^2} \left[ \frac{\sin(\pi s)}{\sin(\pi s/N)} \right]^2 \quad (13.4.7)$$

Notice that  $W(s)$  has oscillatory lobes but, apart from these, falls off only about as  $W(s) \approx (\pi s)^{-2}$ . This is not a very rapid fall-off, and it results in significant *leakage* (that is the technical term) from one frequency to another in the periodogram estimate. Notice also that  $W(s)$  happens to be zero for  $s$  equal to a nonzero integer. This means that if the function  $c(t)$  is a pure sine wave of frequency exactly equal to one of the  $f_k$ 's, then there will be *no* leakage to adjacent  $f_k$ 's. But this is not the characteristic case! If the frequency is, say, one-third of the way between two adjacent  $f_k$ 's, then the leakage will extend *well* beyond those two adjacent bins. The solution to the problem of leakage is called *data windowing*, and we will discuss it below.

Turn now to another question about the periodogram estimate. What is the variance of that estimate as  $N$  goes to infinity? In other words, as we take more sampled points from the original function (either sampling a longer stretch of data at the same sampling rate, or else by resampling the same stretch of data with a faster sampling rate), then how much more accurate do the estimates  $P_k$  become? The unpleasant answer is that the periodogram estimates *do not become more accurate at all!* In fact, the variance of the periodogram estimate at a frequency  $f_k$  is always equal to the square of its expectation value at that frequency. In other words, the standard deviation is always 100 percent of the value, independent of  $N$ ! How can this be? Where did all the information go as we added points? It all went into producing estimates at a greater number of discrete frequencies  $f_k$ . If we sample a longer run of data using the same sampling rate, then the Nyquist critical frequency  $f_c$  is unchanged, but we now have finer frequency resolution (more  $f_k$ 's) within the Nyquist frequency interval; alternatively, if we sample the same length of data with a finer sampling interval, then our frequency resolution is unchanged, but the Nyquist range now extends up to a higher frequency. In neither case do the additional samples reduce the variance of any one particular frequency's estimated PSD.

You don't have to live with PSD estimates with 100 percent standard deviations, however. You simply have to know some techniques for reducing the variance of the estimates. Here are two techniques that are very nearly identical mathematically, though different in implementation. The first is to compute a periodogram estimate with finer discrete frequency spacing than you really need, and then to sum the periodogram estimates at  $K$  consecutive discrete frequencies to get one "smoother" estimate at the mid frequency of those  $K$ . The variance of that summed estimate will be smaller than the estimate itself by a factor of exactly  $1/K$ , i.e., the standard deviation will be smaller than 100 percent by a factor  $1/\sqrt{K}$ . Thus, to estimate the power spectrum at  $M + 1$  discrete frequencies between 0 and  $f_c$  inclusive, you begin by taking the FFT of  $2MK$  points (which number had better be an integer power of two!). You then take the modulus square of the resulting coefficients, add positive and negative frequency pairs, and divide by  $(2MK)^2$ , all according to equation (13.4.5) with  $N = 2MK$ . Finally, you "bin" the results into summed (not averaged) groups of  $K$ . This procedure is very easy to program, so we will not bother to give a routine for it. The reason that you sum, rather than average,  $K$  consecutive points is so that your final PSD estimate will preserve the normalization property that the sum of its  $M + 1$  values equals the mean square value of the function.

A second technique for estimating the PSD at  $M + 1$  discrete frequencies in the range 0 to  $f_c$  is to partition the original sampled data into  $K$  segments each of  $2M$  consecutive sampled points. Each segment is separately FFT'd to produce a periodogram estimate (equation 13.4.5 with  $N \equiv 2M$ ). Finally, the  $K$  periodogram estimates are averaged at each frequency. It is this final averaging that reduces the variance of the estimate by a factor  $K$  (standard deviation by  $\sqrt{K}$ ). This second technique is computationally more efficient than the first technique above by a modest factor, since it is logarithmically more efficient to take many shorter FFTs than one longer one. The principal advantage of the second technique, however, is that only  $2M$  data points are manipulated at a single time, not  $2KM$  as in the first technique. This means that the second technique is the natural choice for processing long runs of data, as from a magnetic tape or other data record. We will give a routine later for implementing this second technique, but we need first to return to the matters of

leakage and data windowing which were brought up after equation (13.4.7) above.

## Data Windowing

The purpose of data windowing is to modify equation (13.4.7), which expresses the relation between the spectral estimate  $P_k$  at a discrete frequency and the actual underlying continuous spectrum  $P(f)$  at nearby frequencies. In general, the spectral power in one “bin”  $k$  contains leakage from frequency components that are actually  $s$  bins away, where  $s$  is the independent variable in equation (13.4.7). There is, as we pointed out, quite substantial leakage even from moderately large values of  $s$ .

When we select a run of  $N$  sampled points for periodogram spectral estimation, we are in effect multiplying an infinite run of sampled data  $c_j$  by a window function in time, one that is zero except during the total sampling time  $N\Delta$ , and is unity during that time. In other words, the data are windowed by a square window function. By the convolution theorem (12.0.9; but interchanging the roles of  $f$  and  $t$ ), the Fourier transform of the product of the data with this square window function is equal to the convolution of the data’s Fourier transform with the window’s Fourier transform. In fact, we determined equation (13.4.7) as nothing more than the square of the discrete Fourier transform of the unity window function.

$$W(s) = \frac{1}{N^2} \left[ \frac{\sin(\pi s)}{\sin(\pi s/N)} \right]^2 = \frac{1}{N^2} \left| \sum_{k=0}^{N-1} e^{2\pi i s k/N} \right|^2 \quad (13.4.8)$$

The reason for the leakage at large values of  $s$ , is that the square window function turns on and off so rapidly. Its Fourier transform has substantial components at high frequencies. To remedy this situation, we can multiply the input data  $c_j$ ,  $j = 0, \dots, N-1$  by a window function  $w_j$  that changes more gradually from zero to a maximum and then back to zero as  $j$  ranges from 0 to  $N$ . In this case, the equations for the periodogram estimator (13.4.4–13.4.5) become

$$D_k \equiv \sum_{j=0}^{N-1} c_j w_j e^{2\pi i j k/N} \quad k = 0, \dots, N-1 \quad (13.4.9)$$

$$\begin{aligned} P(0) &= P(f_0) = \frac{1}{W_{ss}} |D_0|^2 \\ P(f_k) &= \frac{1}{W_{ss}} \left[ |D_k|^2 + |D_{N-k}|^2 \right] \quad k = 1, 2, \dots, \left( \frac{N}{2} - 1 \right) \\ P(f_c) &= P(f_{N/2}) = \frac{1}{W_{ss}} |D_{N/2}|^2 \end{aligned} \quad (13.4.10)$$

where  $W_{ss}$  stands for “window squared and summed,”

$$W_{ss} \equiv N \sum_{j=0}^{N-1} w_j^2 \quad (13.4.11)$$

and  $f_k$  is given by (13.4.6). The more general form of (13.4.7) can now be written in terms of the window function  $w_j$  as

$$\begin{aligned} W(s) &= \frac{1}{W_{ss}} \left| \sum_{k=0}^{N-1} e^{2\pi i s k / N} w_k \right|^2 \\ &\approx \frac{1}{W_{ss}} \left| \int_{-N/2}^{N/2} \cos(2\pi s k / N) w(k - N/2) dk \right|^2 \end{aligned} \quad (13.4.12)$$

Here the approximate equality is useful for practical estimates, and holds for any window that is left-right symmetric (the usual case), and for  $s \ll N$  (the case of interest for estimating leakage into nearby bins). The continuous function  $w(k - N/2)$  in the integral is meant to be some smooth function that passes through the points  $w_k$ .

There is a lot of perhaps unnecessary lore about choice of a window function, and practically every function that rises from zero to a peak and then falls again has been named after someone. A few of the more common (also shown in Figure 13.4.1) are:

$$w_j = 1 - \left| \frac{j - \frac{1}{2}N}{\frac{1}{2}N} \right| \equiv \text{“Bartlett window”} \quad (13.4.13)$$

(The “Parzen window” is very similar to this.)

$$w_j = \frac{1}{2} \left[ 1 - \cos \left( \frac{2\pi j}{N} \right) \right] \equiv \text{“Hann window”} \quad (13.4.14)$$

(The “Hamming window” is similar but does not go exactly to zero at the ends.)

$$w_j = 1 - \left( \frac{j - \frac{1}{2}N}{\frac{1}{2}N} \right)^2 \equiv \text{“Welch window”} \quad (13.4.15)$$

We are inclined to follow Welch in recommending that you use either (13.4.13) or (13.4.15) in practical work. However, at the level of this book, there is effectively *no difference* between any of these (or similar) window functions. Their difference lies in subtle trade-offs among the various figures of merit that can be used to describe the narrowness or peakedness of the spectral leakage functions computed by (13.4.12). These figures of merit have such names as: *highest sidelobe level (dB)*, *sidelobe fall-off (dB per octave)*, *equivalent noise bandwidth (bins)*, *3-dB bandwidth (bins)*, *scallop loss (dB)*, *worst case process loss (dB)*. Roughly speaking, the principal trade-off is between making the central peak as narrow as possible versus making the tails of the distribution fall off as rapidly as possible. For details, see (e.g.) [2]. Figure 13.4.2 plots the leakage amplitudes for several windows already discussed.

There is particularly a lore about window functions that rise smoothly from zero to unity in the first small fraction (say 10 percent) of the data, then stay at unity until the last small fraction (again say 10 percent) of the data, during which the window function falls smoothly back to zero. These windows will squeeze a little bit of extra narrowness out of the main lobe of the leakage function (never as

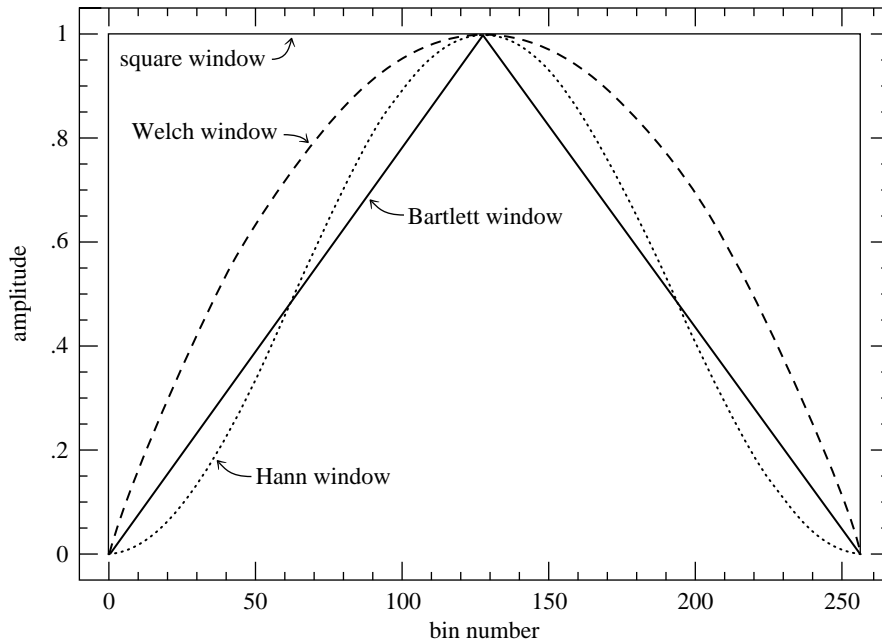


Figure 13.4.1. Window functions commonly used in FFT power spectral estimation. The data segment, here of length 256, is multiplied (bin by bin) by the window function before the FFT is computed. The square window, which is equivalent to no windowing, is least recommended. The Welch and Bartlett windows are good choices.

much as a factor of two, however), but trade this off by widening the leakage tail by a significant factor (e.g., the reciprocal of 10 percent, a factor of ten). If we distinguish between the *width* of a window (number of samples for which it is at its maximum value) and its *rise/fall time* (number of samples during which it rises and falls); and if we distinguish between the *FWHM* (full width to half maximum value) of the leakage function's main lobe and the *leakage width* (full width that contains half of the spectral power that is not contained in the main lobe); then these quantities are related roughly by

$$(\text{FWHM in bins}) \approx \frac{N}{(\text{window width})} \quad (13.4.16)$$

$$(\text{leakage width in bins}) \approx \frac{N}{(\text{window rise/fall time})} \quad (13.4.17)$$

For the windows given above in (13.4.13)–(13.4.15), the effective window widths and the effective window rise/fall times are both of order  $\frac{1}{2}N$ . Generally speaking, we feel that the advantages of windows whose rise and fall times are only small fractions of the data length are minor or nonexistent, and we avoid using them. One sometimes hears it said that flat-topped windows “throw away less of the data,” but we will now show you a better way of dealing with that problem by use of overlapping data segments.

Let us now suppose that we have chosen a window function, and that we are ready to segment the data into  $K$  segments of  $N = 2M$  points. Each segment will be FFT'd, and the resulting  $K$  periodograms will be averaged together to obtain a

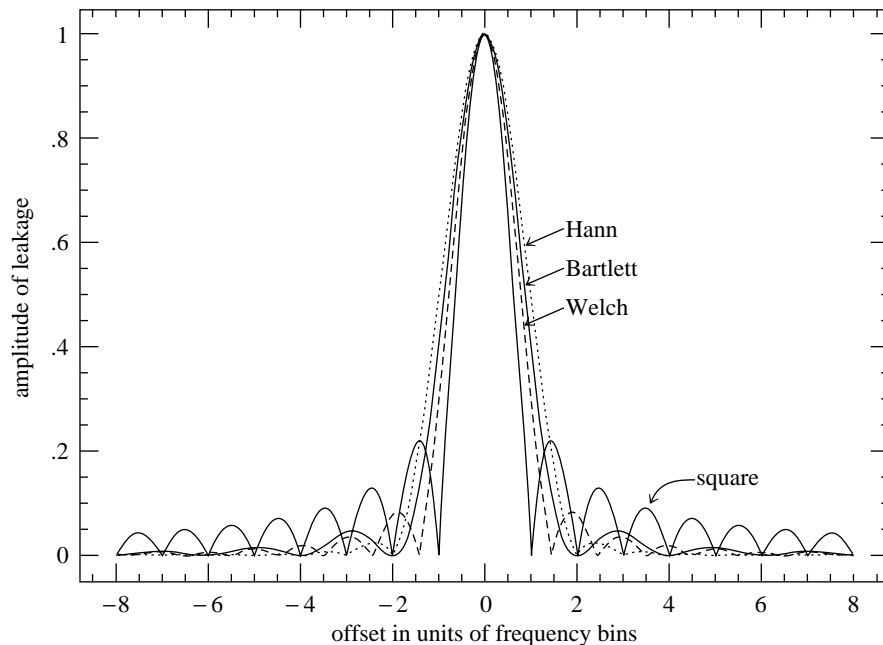


Figure 13.4.2. Leakage functions for the window functions of Figure 13.4.1. A signal whose frequency is actually located at zero offset “leaks” into neighboring bins with the amplitude shown. The purpose of windowing is to reduce the leakage at large offsets, where square (no) windowing has large sidelobes. Offset can have a fractional value, since the actual signal frequency can be located between two frequency bins of the FFT.

PSD estimate at  $M + 1$  frequency values from 0 to  $f_c$ . We must now distinguish between two possible situations. We might want to obtain the smallest variance from a fixed amount of computation, without regard to the number of data points used. This will generally be the goal when the data are being gathered in real time, with the data-reduction being computer-limited. Alternatively, we might want to obtain the smallest variance from a fixed number of available sampled data points. This will generally be the goal in cases where the data are already recorded and we are analyzing it after the fact.

In the first situation (smallest spectral variance per computer operation), it is best to segment the data without any overlapping. The first  $2M$  data points constitute segment number 1; the next  $2M$  data points constitute segment number 2; and so on, up to segment number  $K$ , for a total of  $2KM$  sampled points. The variance in this case, relative to a single segment, is reduced by a factor  $K$ .

In the second situation (smallest spectral variance per data point), it turns out to be optimal, or very nearly optimal, to overlap the segments by one half of their length. The first and second sets of  $M$  points are segment number 1; the second and third sets of  $M$  points are segment number 2; and so on, up to segment number  $K$ , which is made of the  $K$ th and  $K + 1$ st sets of  $M$  points. The total number of sampled points is therefore  $(K + 1)M$ , just over half as many as with nonoverlapping segments. The reduction in the variance is not a full factor of  $K$ , since the segments are not statistically independent. It can be shown that the variance is instead reduced by a factor of about  $9K/11$  (see the paper by Welch in [3]). This is, however,

significantly better than the reduction of about  $K/2$  that would have resulted if the same *number* of data points were segmented without overlapping.

We can now codify these ideas into a routine for spectral estimation. While we generally avoid input/output coding, we make an exception here to show how data are read sequentially in one pass through a data file (referenced through the parameter `FILE *fp`). Only a small fraction of the data is in memory at any one time. Note that `spctrm` returns the power at  $M$ , not  $M + 1$ , frequencies, omitting the component  $P(f_c)$  at the Nyquist frequency. It would also be straightforward to include that component.

```
#include <math.h>
#include <stdio.h>
#include "nrutil.h"
#define WINDOW(j,a,b) (1.0-fabs((((j)-1)-(a))*(b))) /* Bartlett */
/* #define WINDOW(j,a,b) 1.0 /* Square */
/* #define WINDOW(j,a,b) (1.0-SQR((((j)-1)-(a))*(b))) /* Welch */

void spctrm(FILE *fp, float p[], int m, int k, int overlap)
Reads data from input stream specified by file pointer fp and returns as p[j] the data's power
(mean square amplitude) at frequency (j-1)/(2*m) cycles per gridpoint, for j=1,2,...,m,
based on (2*k+1)*m data points (if overlap is set true (1)) or 4*k*m data points (if overlap
is set false (0)). The number of segments of the data is 2*k in both cases: The routine calls
four1 k times, each call with 2 partitions each of 2*m real data points.
{
    void four1(float data[], unsigned long nn, int isign);
    int mm,m44,m43,m4,kk,joffn,joff,j2,j;
    float w,facp,facm,*w1,*w2,sumw=0.0,den=0.0;

    mm=m+m;                                Useful factors.
    m43=(m4=mm+mm)+3;
    m44=m43+1;
    w1=vector(1,m4);
    w2=vector(1,m);
    facm=m;
    facp=1.0/m;
    for (j=1;j<=mm;j++) sumw += SQR(WINDOW(j,facm,facp));
    Accumulate the squared sum of the weights.
    for (j=1;j<=m;j++) p[j]=0.0;           Initialize the spectrum to zero.
    if (overlap)                            Initialize the "save" half-buffer.
        for (j=1;j<=m;j++) fscanf(fp,"%f",&w2[j]);
    for (kk=1;kk<=k;kk++) {
    Loop over data set segments in groups of two.
        for (joff = -1;joff<=0;joff++) {    Get two complete segments into workspace.
            if (overlap) {
                for (j=1;j<=m;j++) w1[joff+j]=w2[j];
                for (j=1;j<=m;j++) fscanf(fp,"%f",&w2[j]);
                joffn=joff+mm;
                for (j=1;j<=m;j++) w1[joffn+j]=w2[j];
            } else {
                for (j=joff+2;j<=m4;j+=2)
                    fscanf(fp,"%f",&w1[j]);
            }
        }
    }
    for (j=1;j<=mm;j++) {                  Apply the window to the data.
        j2=j+j;
        w=WINDOW(j,facm,facp);
        w1[j2] *= w;
        w1[j2-1] *= w;
    }
    four1(w1,mm,1);                        Fourier transform the windowed data.
    p[1] += (SQR(w1[1])+SQR(w1[2]));       Sum results into previous segments.
}
```

Sample page from NUMERICAL RECIPES IN C: THE ART OF SCIENTIFIC COMPUTING (ISBN 0-521-43108-5)  
 Copyright (C) 1988-1992 by Cambridge University Press. Programs Copyright (C) 1988-1992 by Numerical Recipes Software.  
 Permission is granted for internet users to make one paper copy for their own personal use. Further reproduction, or any copying of machine-  
 readable files (including this one), to any server computer, is strictly prohibited. To order Numerical Recipes books or CDROMs, visit website  
<http://www.nr.com> or call 1-800-872-7423 (North America only), or send email to [directcustserv@cambridge.org](mailto:directcustserv@cambridge.org) (outside North America).

```

    for (j=2; j<=m; j++) {
        j2=j+j;
        p[j] += (SQR(w1[j2])+SQR(w1[j2-1])
                +SQR(w1[m44-j2])+SQR(w1[m43-j2]));
    }
    den += sumw;
}
den *= m4;
for (j=1; j<=m; j++) p[j] /= den;
free_vector(w2,1,m);
free_vector(w1,1,m4);
}

```

Correct normalization.  
Normalize the output.

## CITED REFERENCES AND FURTHER READING:

- Oppenheim, A.V., and Schaffer, R.W. 1989, *Discrete-Time Signal Processing* (Englewood Cliffs, NJ: Prentice-Hall). [1]
- Harris, F.J. 1978, *Proceedings of the IEEE*, vol. 66, pp. 51–83. [2]
- Childers, D.G. (ed.) 1978, *Modern Spectrum Analysis* (New York: IEEE Press), paper by P.D. Welch. [3]
- Champeney, D.C. 1973, *Fourier Transforms and Their Physical Applications* (New York: Academic Press).
- Elliott, D.F., and Rao, K.R. 1982, *Fast Transforms: Algorithms, Analyses, Applications* (New York: Academic Press).
- Bloomfield, P. 1976, *Fourier Analysis of Time Series – An Introduction* (New York: Wiley).
- Rabiner, L.R., and Gold, B. 1975, *Theory and Application of Digital Signal Processing* (Englewood Cliffs, NJ: Prentice-Hall).

## 13.5 Digital Filtering in the Time Domain

Suppose that you have a signal that you want to filter digitally. For example, perhaps you want to apply *high-pass* or *low-pass* filtering, to eliminate noise at low or high frequencies respectively; or perhaps the interesting part of your signal lies only in a certain frequency band, so that you need a *bandpass* filter. Or, if your measurements are contaminated by 60 Hz power-line interference, you may need a *notch filter* to remove only a narrow band around that frequency. This section speaks particularly about the case in which you have chosen to do such filtering in the time domain.

Before continuing, we hope you will reconsider this choice. Remember how convenient it is to filter in the Fourier domain. You just take your whole data record, FFT it, multiply the FFT output by a filter function  $\mathcal{H}(f)$ , and then do an inverse FFT to get back a filtered data set in time domain. Here is some additional background on the Fourier technique that you will want to take into account.

- Remember that you must define your filter function  $\mathcal{H}(f)$  for both positive and negative frequencies, and that the magnitude of the frequency extremes is always the Nyquist frequency  $1/(2\Delta)$ , where  $\Delta$  is the sampling interval. The magnitude of the smallest nonzero frequencies in the FFT is  $\pm 1/(N\Delta)$ , where  $N$  is the number of (complex) points in the FFT. The positive and negative frequencies to which this filter are applied are arranged in wrap-around order.
- If the measured data are real, and you want the filtered output also to be real, then your arbitrary filter function should obey  $\mathcal{H}(-f) = \mathcal{H}(f)^*$ . You can arrange this most easily by picking an  $\mathcal{H}$  that is real and even in  $f$ .



```

    for (j=2; j<=m; j++) {
        j2=j+j;
        p[j] += (SQR(w1[j2])+SQR(w1[j2-1])
                +SQR(w1[m44-j2])+SQR(w1[m43-j2]));
    }
    den += sumw;
}
den *= m4;
for (j=1; j<=m; j++) p[j] /= den;
free_vector(w2,1,m);
free_vector(w1,1,m4);
}

```

Correct normalization.  
Normalize the output.

## CITED REFERENCES AND FURTHER READING:

- Oppenheim, A.V., and Schaffer, R.W. 1989, *Discrete-Time Signal Processing* (Englewood Cliffs, NJ: Prentice-Hall). [1]
- Harris, F.J. 1978, *Proceedings of the IEEE*, vol. 66, pp. 51–83. [2]
- Childers, D.G. (ed.) 1978, *Modern Spectrum Analysis* (New York: IEEE Press), paper by P.D. Welch. [3]
- Champeney, D.C. 1973, *Fourier Transforms and Their Physical Applications* (New York: Academic Press).
- Elliott, D.F., and Rao, K.R. 1982, *Fast Transforms: Algorithms, Analyses, Applications* (New York: Academic Press).
- Bloomfield, P. 1976, *Fourier Analysis of Time Series – An Introduction* (New York: Wiley).
- Rabiner, L.R., and Gold, B. 1975, *Theory and Application of Digital Signal Processing* (Englewood Cliffs, NJ: Prentice-Hall).

## 13.5 Digital Filtering in the Time Domain

Suppose that you have a signal that you want to filter digitally. For example, perhaps you want to apply *high-pass* or *low-pass* filtering, to eliminate noise at low or high frequencies respectively; or perhaps the interesting part of your signal lies only in a certain frequency band, so that you need a *bandpass* filter. Or, if your measurements are contaminated by 60 Hz power-line interference, you may need a *notch filter* to remove only a narrow band around that frequency. This section speaks particularly about the case in which you have chosen to do such filtering in the time domain.

Before continuing, we hope you will reconsider this choice. Remember how convenient it is to filter in the Fourier domain. You just take your whole data record, FFT it, multiply the FFT output by a filter function  $\mathcal{H}(f)$ , and then do an inverse FFT to get back a filtered data set in time domain. Here is some additional background on the Fourier technique that you will want to take into account.

- Remember that you must define your filter function  $\mathcal{H}(f)$  for both positive and negative frequencies, and that the magnitude of the frequency extremes is always the Nyquist frequency  $1/(2\Delta)$ , where  $\Delta$  is the sampling interval. The magnitude of the smallest nonzero frequencies in the FFT is  $\pm 1/(N\Delta)$ , where  $N$  is the number of (complex) points in the FFT. The positive and negative frequencies to which this filter are applied are arranged in wrap-around order.
- If the measured data are real, and you want the filtered output also to be real, then your arbitrary filter function should obey  $\mathcal{H}(-f) = \mathcal{H}(f)^*$ . You can arrange this most easily by picking an  $\mathcal{H}$  that is real and even in  $f$ .

- If your chosen  $\mathcal{H}(f)$  has sharp vertical edges in it, then the *impulse response* of your filter (the output arising from a short impulse as input) will have damped “ringing” at frequencies corresponding to these edges. There is nothing wrong with this, but if you don’t like it, then pick a smoother  $\mathcal{H}(f)$ . To get a first-hand look at the impulse response of your filter, just take the inverse FFT of your  $\mathcal{H}(f)$ . If you smooth all edges of the filter function over some number  $k$  of points, then the impulse response function of your filter will have a span on the order of a fraction  $1/k$  of the whole data record.
- If your data set is too long to FFT all at once, then break it up into segments of any convenient size, as long as they are much longer than the impulse response function of the filter. Use zero-padding, if necessary.
- You should probably remove any trend from the data, by subtracting from it a straight line through the first and last points (i.e., make the first and last points equal to zero). If you are segmenting the data, then you can pick overlapping segments and use only the middle section of each, comfortably distant from edge effects.
- A digital filter is said to be *causal* or *physically realizable* if its output for a particular time-step depends only on inputs at that particular time-step or earlier. It is said to be *acausal* if its output can depend on both earlier and later inputs. Filtering in the Fourier domain is, in general, acausal, since the data are processed “in a batch,” without regard to time ordering. Don’t let this bother you! Acausal filters can generally give superior performance (e.g., less dispersion of phases, sharper edges, less asymmetric impulse response functions). People use causal filters not because they are better, but because some situations just don’t allow access to out-of-time-order data. Time domain filters can, in principle, be either causal or acausal, but they are most often used in applications where physical realizability is a constraint. For this reason we will restrict ourselves to the causal case in what follows.

If you are still favoring time-domain filtering after all we have said, it is probably because you have a real-time application, for which you must process a continuous data stream and wish to output filtered values at the same rate as you receive raw data. Otherwise, it may be that the quantity of data to be processed is so large that you can afford only a very small number of floating operations on each data point and cannot afford even a modest-sized FFT (with a number of floating operations per data point several times the logarithm of the number of points in the data set or segment).

## Linear Filters

The most general linear filter takes a sequence  $x_k$  of input points and produces a sequence  $y_n$  of output points by the formula

$$y_n = \sum_{k=0}^M c_k x_{n-k} + \sum_{j=1}^N d_j y_{n-j} \quad (13.5.1)$$

Here the  $M + 1$  coefficients  $c_k$  and the  $N$  coefficients  $d_j$  are fixed and define the filter response. The filter (13.5.1) produces each new output value from the current and  $M$  previous input values, and from its own  $N$  previous output values. If  $N = 0$ , so that there is no second sum in (13.5.1), then the filter is called *nonrecursive* or *finite impulse response (FIR)*. If  $N \neq 0$ , then it is called *recursive* or *infinite impulse response (IIR)*. (The term “IIR” connotes only that such filters are *capable* of having infinitely long impulse responses, not that their impulse response is necessarily long in a particular application. Typically the response of an IIR filter will drop off exponentially at late times, rapidly becoming negligible.)

The relation between the  $c_k$ ’s and  $d_j$ ’s and the filter response function  $\mathcal{H}(f)$  is

$$\mathcal{H}(f) = \frac{\sum_{k=0}^M c_k e^{-2\pi i k (f\Delta)}}{1 - \sum_{j=1}^N d_j e^{-2\pi i j (f\Delta)}} \quad (13.5.2)$$

where  $\Delta$  is, as usual, the sampling interval. The Nyquist interval corresponds to  $f\Delta$  between  $-1/2$  and  $1/2$ . For FIR filters the denominator of (13.5.2) is just unity.

Equation (13.5.2) tells how to determine  $\mathcal{H}(f)$  from the  $c$ 's and  $d$ 's. To design a filter, though, we need a way of doing the inverse, getting a suitable set of  $c$ 's and  $d$ 's — as small a set as possible, to minimize the computational burden — from a desired  $\mathcal{H}(f)$ . Entire books are devoted to this issue. Like many other “inverse problems,” it has no all-purpose solution. One clearly has to make compromises, since  $\mathcal{H}(f)$  is a full continuous function, while the short list of  $c$ 's and  $d$ 's represents only a few adjustable parameters. The subject of digital filter design concerns itself with the various ways of making these compromises. We cannot hope to give any sort of complete treatment of the subject. We can, however, sketch a couple of basic techniques to get you started. For further details, you will have to consult some specialized books (see references).

### FIR (Nonrecursive) Filters

When the denominator in (13.5.2) is unity, the right-hand side is just a discrete Fourier transform. The transform is easily invertible, giving the desired small number of  $c_k$  coefficients in terms of the same small number of values of  $\mathcal{H}(f_i)$  at some discrete frequencies  $f_i$ . This fact, however, is not very useful. The reason is that, for values of  $c_k$  computed in this way,  $\mathcal{H}(f)$  will tend to oscillate wildly in between the discrete frequencies where it is pinned down to specific values.

A better strategy, and one which is the basis of several formal methods in the literature, is this: Start by pretending that you are willing to have a relatively large number of filter coefficients, that is, a relatively large value of  $M$ . Then  $\mathcal{H}(f)$  can be fixed to desired values on a relatively fine mesh, and the  $M$  coefficients  $c_k$ ,  $k = 0, \dots, M - 1$  can be found by an FFT. Next, truncate (set to zero) most of the  $c_k$ 's, leaving nonzero only the first, say,  $K$ ,  $(c_0, c_1, \dots, c_{K-1})$  and last  $K - 1$ ,  $(c_{M-K+1}, \dots, c_{M-1})$ . The last few  $c_k$ 's are filter coefficients at *negative lag*, because of the wrap-around property of the FFT. But we don't want coefficients at negative lag. Therefore we cyclically shift the array of  $c_k$ 's, to bring everything to positive lag. (This corresponds to introducing a time-delay into the filter.) Do this by copying the  $c_k$ 's into a new array of length  $M$  in the following order:

$$(c_{M-K+1}, \dots, c_{M-1}, c_0, c_1, \dots, c_{K-1}, 0, 0, \dots, 0) \quad (13.5.3)$$

To see if your truncation is acceptable, take the FFT of the array (13.5.3), giving an approximation to your original  $\mathcal{H}(f)$ . You will generally want to compare the *modulus*  $|\mathcal{H}(f)|$  to your original function, since the time-delay will have introduced complex phases into the filter response.

If the new filter function is acceptable, then you are done and have a set of  $2K - 1$  filter coefficients. If it is not acceptable, then you can either (i) increase  $K$  and try again, or (ii) do something fancier to improve the acceptability for the same  $K$ . An example of something fancier is to modify the magnitudes (but not the phases) of the unacceptable  $\mathcal{H}(f)$  to bring it more in line with your ideal, and then to FFT to get new  $c_k$ 's. Once again set to zero all but the first  $2K - 1$  values of these (no need to cyclically shift since you have preserved the time-delaying phases), then inverse transform to get a new  $\mathcal{H}(f)$ , which will often be more acceptable. You can iterate this procedure. Note, however, that the procedure will not converge if your requirements for acceptability are more stringent than your  $2K - 1$  coefficients can handle.

The key idea, in other words, is to iterate between the space of coefficients and the space of functions  $\mathcal{H}(f)$ , until a Fourier conjugate pair that satisfies the imposed constraints *in both spaces* is found. A more formal technique for this kind of iteration is the *Remes Exchange Algorithm* which produces the best Chebyshev approximation to a given desired frequency response with a fixed number of filter coefficients (cf. §5.13).

## IIR (Recursive) Filters

Recursive filters, whose output at a given time depends both on the current and previous inputs and on previous outputs, can generally have performance that is superior to nonrecursive filters with the same total number of coefficients (or same number of floating operations per input point). The reason is fairly clear by inspection of (13.5.2): A nonrecursive filter has a frequency response that is a polynomial in the variable  $1/z$ , where

$$z \equiv e^{2\pi i(f\Delta)} \quad (13.5.4)$$

By contrast, a recursive filter's frequency response is a *rational function* in  $1/z$ . The class of rational functions is especially good at fitting functions with sharp edges or narrow features, and most desired filter functions are in this category.

Nonrecursive filters are always stable. If you turn off the sequence of incoming  $x_i$ 's, then after no more than  $M$  steps the sequence of  $y_j$ 's produced by (13.5.1) will also turn off. Recursive filters, feeding as they do on their own output, are not necessarily stable. If the coefficients  $d_j$  are badly chosen, a recursive filter can have exponentially growing, so-called *homogeneous*, modes, which become huge even after the input sequence has been turned off. This is not good. The problem of designing recursive filters, therefore, is not just an inverse problem; it is an inverse problem with an additional stability constraint.

How do you tell if the filter (13.5.1) is stable for a given set of  $c_k$  and  $d_j$  coefficients? Stability depends only on the  $d_j$ 's. The filter is stable if and only if all  $N$  complex roots of the *characteristic polynomial* equation

$$z^N - \sum_{j=1}^N d_j z^{N-j} = 0 \quad (13.5.5)$$

are inside the unit circle, i.e., satisfy

$$|z| \leq 1 \quad (13.5.6)$$

The various methods for constructing stable recursive filters again form a subject area for which you will need more specialized books. One very useful technique, however, is the *bilinear transformation method*. For this topic we define a new variable  $w$  that reparametrizes the frequency  $f$ ,

$$w \equiv \tan[\pi(f\Delta)] = i \left( \frac{1 - e^{2\pi i(f\Delta)}}{1 + e^{2\pi i(f\Delta)}} \right) = i \left( \frac{1 - z}{1 + z} \right) \quad (13.5.7)$$

Don't be fooled by the  $i$ 's in (13.5.7). This equation maps real frequencies  $f$  into real values of  $w$ . In fact, it maps the Nyquist interval  $-\frac{1}{2} < f\Delta < \frac{1}{2}$  onto the real  $w$  axis  $-\infty < w < +\infty$ . The inverse equation to (13.5.7) is

$$z = e^{2\pi i(f\Delta)} = \frac{1 + iw}{1 - iw} \quad (13.5.8)$$

In reparametrizing  $f$ ,  $w$  also reparametrizes  $z$ , of course. Therefore, the condition for stability (13.5.5)–(13.5.6) can be rephrased in terms of  $w$ : If the filter response  $\mathcal{H}(f)$  is written as a function of  $w$ , then the filter is stable if and only if the poles of the filter function (zeros of its denominator) are all in the upper half complex plane,

$$\text{Im}(w) \geq 0 \quad (13.5.9)$$

The idea of the bilinear transformation method is that instead of specifying your desired  $\mathcal{H}(f)$ , you specify only its desired modulus square,  $|\mathcal{H}(f)|^2 = \mathcal{H}(f)\mathcal{H}(f)^* = \mathcal{H}(f)\mathcal{H}(-f)$ . Pick this to be approximated by some rational function in  $w^2$ . Then find all the poles of this function in the  $w$  complex plane. Every pole in the lower half-plane will have a corresponding pole in the upper half-plane, by symmetry. The idea is to form a product only of the factors with good poles, ones in the upper half-plane. This product is your *stably realizable*  $\mathcal{H}(f)$ . Now substitute equation (13.5.7) to write the function as a rational function in  $z$ , and compare with equation (13.5.2) to read off the  $c$ 's and  $d$ 's.

The procedure becomes clearer when we go through an example. Suppose we want to design a simple bandpass filter, whose lower cutoff frequency corresponds to a value  $w = a$ , and whose upper cutoff frequency corresponds to a value  $w = b$ , with  $a$  and  $b$  both positive numbers. A simple rational function that accomplishes this is

$$|\mathcal{H}(f)|^2 = \left( \frac{w^2}{w^2 + a^2} \right) \left( \frac{b^2}{w^2 + b^2} \right) \quad (13.5.10)$$

This function does not have a very sharp cutoff, but it is illustrative of the more general case. To obtain sharper edges, one could take the function (13.5.10) to some positive integer power, or, equivalently, run the data sequentially through some number of copies of the filter that we will obtain from (13.5.10).

The poles of (13.5.10) are evidently at  $w = \pm ia$  and  $w = \pm ib$ . Therefore the stably realizable  $\mathcal{H}(f)$  is

$$\mathcal{H}(f) = \left( \frac{w}{w - ia} \right) \left( \frac{ib}{w - ib} \right) = \frac{\left( \frac{1-z}{1+z} \right) b}{\left[ \left( \frac{1-z}{1+z} \right) - a \right] \left[ \left( \frac{1-z}{1+z} \right) - b \right]} \quad (13.5.11)$$

We put the  $i$  in the numerator of the second factor in order to end up with real-valued coefficients. If we multiply out all the denominators, (13.5.11) can be rewritten in the form

$$\mathcal{H}(f) = \frac{-\frac{b}{(1+a)(1+b)} + \frac{b}{(1+a)(1+b)} z^{-2}}{1 - \frac{(1+a)(1-b) + (1-a)(1+b)}{(1+a)(1+b)} z^{-1} + \frac{(1-a)(1-b)}{(1+a)(1+b)} z^{-2}} \quad (13.5.12)$$

from which one reads off the filter coefficients for equation (13.5.1),

$$\begin{aligned} c_0 &= -\frac{b}{(1+a)(1+b)} \\ c_1 &= 0 \\ c_2 &= \frac{b}{(1+a)(1+b)} \\ d_1 &= \frac{(1+a)(1-b) + (1-a)(1+b)}{(1+a)(1+b)} \\ d_2 &= -\frac{(1-a)(1-b)}{(1+a)(1+b)} \end{aligned} \quad (13.5.13)$$

This completes the design of the bandpass filter.

Sometimes you can figure out how to construct directly a rational function in  $w$  for  $\mathcal{H}(f)$ , rather than having to start with its modulus square. The function that you construct has to have its poles only in the upper half-plane, for stability. It should also have the property of going into its own complex conjugate if you substitute  $-w$  for  $w$ , so that the filter coefficients will be real.

For example, here is a function for a notch filter, designed to remove only a narrow frequency band around some fiducial frequency  $w = w_0$ , where  $w_0$  is a positive number,

$$\begin{aligned} \mathcal{H}(f) &= \left( \frac{w - w_0}{w - w_0 - i\epsilon w_0} \right) \left( \frac{w + w_0}{w + w_0 - i\epsilon w_0} \right) \\ &= \frac{w^2 - w_0^2}{(w - i\epsilon w_0)^2 - w_0^2} \end{aligned} \quad (13.5.14)$$

In (13.5.14) the parameter  $\epsilon$  is a small positive number that is the desired width of the notch, as a

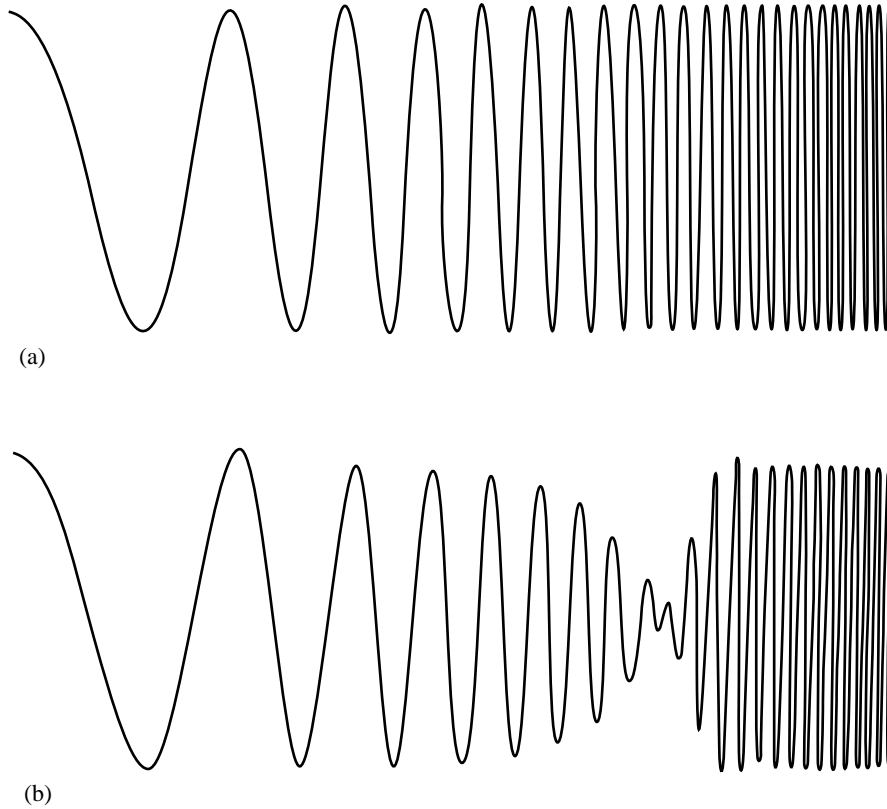


Figure 13.5.1. (a) A “chirp,” or signal whose frequency increases continuously with time. (b) Same signal after it has passed through the notch filter (13.5.15). The parameter  $\epsilon$  is here 0.2.

fraction of  $w_0$ . Going through the arithmetic of substituting  $z$  for  $w$  gives the filter coefficients

$$\begin{aligned}
 c_0 &= \frac{1 + w_0^2}{(1 + \epsilon w_0)^2 + w_0^2} \\
 c_1 &= -2 \frac{1 - w_0^2}{(1 + \epsilon w_0)^2 + w_0^2} \\
 c_2 &= \frac{1 + w_0^2}{(1 + \epsilon w_0)^2 + w_0^2} \\
 d_1 &= 2 \frac{1 - \epsilon^2 w_0^2 - w_0^2}{(1 + \epsilon w_0)^2 + w_0^2} \\
 d_2 &= -\frac{(1 - \epsilon w_0)^2 + w_0^2}{(1 + \epsilon w_0)^2 + w_0^2}
 \end{aligned} \tag{13.5.15}$$

Figure 13.5.1 shows the results of using a filter of the form (13.5.15) on a “chirp” input signal, one that glides upwards in frequency, crossing the notch frequency along the way.

While the bilinear transformation may seem very general, its applications are limited by some features of the resulting filters. The method is good at getting the general shape of the desired filter, and good where “flatness” is a desired goal. However, the nonlinear mapping between  $w$  and  $f$  makes it difficult to design to a desired shape for a cutoff, and may move cutoff frequencies (defined by a certain number of dB) from their desired places. Consequently, practitioners of the art of digital filter design reserve the bilinear transformation

for specific situations, and arm themselves with a variety of other tricks. We suggest that you do likewise, as your projects demand.

#### CITED REFERENCES AND FURTHER READING:

- Hamming, R.W. 1983, *Digital Filters*, 2nd ed. (Englewood Cliffs, NJ: Prentice-Hall).  
 Antoniou, A. 1979, *Digital Filters: Analysis and Design* (New York: McGraw-Hill).  
 Parks, T.W., and Burrus, C.S. 1987, *Digital Filter Design* (New York: Wiley).  
 Oppenheim, A.V., and Schaffer, R.W. 1989, *Discrete-Time Signal Processing* (Englewood Cliffs, NJ: Prentice-Hall).  
 Rice, J.R. 1964, *The Approximation of Functions* (Reading, MA: Addison-Wesley); also 1969, *op. cit.*, Vol. 2.  
 Rabiner, L.R., and Gold, B. 1975, *Theory and Application of Digital Signal Processing* (Englewood Cliffs, NJ: Prentice-Hall).

## 13.6 Linear Prediction and Linear Predictive Coding

We begin with a very general formulation that will allow us to make connections to various special cases. Let  $\{y'_\alpha\}$  be a set of measured values for some underlying set of true values of a quantity  $y$ , denoted  $\{y_\alpha\}$ , related to these true values by the addition of random noise,

$$y'_\alpha = y_\alpha + n_\alpha \quad (13.6.1)$$

(compare equation 13.3.2, with a somewhat different notation). Our use of a Greek subscript to index the members of the set is meant to indicate that the data points are not necessarily equally spaced along a line, or even ordered: they might be “random” points in three-dimensional space, for example. Now, suppose we want to construct the “best” estimate of the true value of some particular point  $y_*$  as a linear combination of the known, noisy, values. Writing

$$y_* = \sum_{\alpha} d_{*\alpha} y'_\alpha + x_* \quad (13.6.2)$$

we want to find coefficients  $d_{*\alpha}$  that minimize, in some way, the *discrepancy*  $x_*$ . The coefficients  $d_{*\alpha}$  have a “star” subscript to indicate that they depend on the choice of point  $y_*$ . Later, we might want to let  $y_*$  be one of the existing  $y_\alpha$ 's. In that case, our problem becomes one of optimal filtering or estimation, closely related to the discussion in §13.3. On the other hand, we might want  $y_*$  to be a completely new point. In that case, our problem will be one of *linear prediction*.

A natural way to minimize the discrepancy  $x_*$  is in the statistical mean square sense. If angle brackets denote statistical averages, then we seek  $d_{*\alpha}$ 's that minimize

$$\begin{aligned} \langle x_*^2 \rangle &= \left\langle \left[ \sum_{\alpha} d_{*\alpha} (y_\alpha + n_\alpha) - y_* \right]^2 \right\rangle \\ &= \sum_{\alpha\beta} (\langle y_\alpha y_\beta \rangle + \langle n_\alpha n_\beta \rangle) d_{*\alpha} d_{*\beta} - 2 \sum_{\alpha} \langle y_* y_\alpha \rangle d_{*\alpha} + \langle y_*^2 \rangle \end{aligned} \quad (13.6.3)$$

for specific situations, and arm themselves with a variety of other tricks. We suggest that you do likewise, as your projects demand.

#### CITED REFERENCES AND FURTHER READING:

- Hamming, R.W. 1983, *Digital Filters*, 2nd ed. (Englewood Cliffs, NJ: Prentice-Hall).  
 Antoniou, A. 1979, *Digital Filters: Analysis and Design* (New York: McGraw-Hill).  
 Parks, T.W., and Burrus, C.S. 1987, *Digital Filter Design* (New York: Wiley).  
 Oppenheim, A.V., and Schaffer, R.W. 1989, *Discrete-Time Signal Processing* (Englewood Cliffs, NJ: Prentice-Hall).  
 Rice, J.R. 1964, *The Approximation of Functions* (Reading, MA: Addison-Wesley); also 1969, *op. cit.*, Vol. 2.  
 Rabiner, L.R., and Gold, B. 1975, *Theory and Application of Digital Signal Processing* (Englewood Cliffs, NJ: Prentice-Hall).

## 13.6 Linear Prediction and Linear Predictive Coding

We begin with a very general formulation that will allow us to make connections to various special cases. Let  $\{y'_\alpha\}$  be a set of measured values for some underlying set of true values of a quantity  $y$ , denoted  $\{y_\alpha\}$ , related to these true values by the addition of random noise,

$$y'_\alpha = y_\alpha + n_\alpha \quad (13.6.1)$$

(compare equation 13.3.2, with a somewhat different notation). Our use of a Greek subscript to index the members of the set is meant to indicate that the data points are not necessarily equally spaced along a line, or even ordered: they might be “random” points in three-dimensional space, for example. Now, suppose we want to construct the “best” estimate of the true value of some particular point  $y_*$  as a linear combination of the known, noisy, values. Writing

$$y_* = \sum_{\alpha} d_{*\alpha} y'_\alpha + x_* \quad (13.6.2)$$

we want to find coefficients  $d_{*\alpha}$  that minimize, in some way, the *discrepancy*  $x_*$ . The coefficients  $d_{*\alpha}$  have a “star” subscript to indicate that they depend on the choice of point  $y_*$ . Later, we might want to let  $y_*$  be one of the existing  $y_\alpha$ 's. In that case, our problem becomes one of optimal filtering or estimation, closely related to the discussion in §13.3. On the other hand, we might want  $y_*$  to be a completely new point. In that case, our problem will be one of *linear prediction*.

A natural way to minimize the discrepancy  $x_*$  is in the statistical mean square sense. If angle brackets denote statistical averages, then we seek  $d_{*\alpha}$ 's that minimize

$$\begin{aligned} \langle x_*^2 \rangle &= \left\langle \left[ \sum_{\alpha} d_{*\alpha} (y_\alpha + n_\alpha) - y_* \right]^2 \right\rangle \\ &= \sum_{\alpha\beta} (\langle y_\alpha y_\beta \rangle + \langle n_\alpha n_\beta \rangle) d_{*\alpha} d_{*\beta} - 2 \sum_{\alpha} \langle y_* y_\alpha \rangle d_{*\alpha} + \langle y_*^2 \rangle \end{aligned} \quad (13.6.3)$$



Here we have used the fact that noise is uncorrelated with signal, e.g.,  $\langle n_\alpha y_\beta \rangle = 0$ . The quantities  $\langle y_\alpha y_\beta \rangle$  and  $\langle y_\star y_\alpha \rangle$  describe the autocorrelation structure of the underlying data. We have already seen an analogous expression, (13.2.2), for the case of equally spaced data points on a line; we will meet correlation several times again in its statistical sense in Chapters 14 and 15. The quantities  $\langle n_\alpha n_\beta \rangle$  describe the autocorrelation properties of the noise. Often, for point-to-point uncorrelated noise, we have  $\langle n_\alpha n_\beta \rangle = \langle n_\alpha^2 \rangle \delta_{\alpha\beta}$ . It is convenient to think of the various correlation quantities as comprising matrices and vectors,

$$\phi_{\alpha\beta} \equiv \langle y_\alpha y_\beta \rangle \quad \phi_{\star\alpha} \equiv \langle y_\star y_\alpha \rangle \quad \eta_{\alpha\beta} \equiv \langle n_\alpha n_\beta \rangle \quad \text{or} \quad \langle n_\alpha^2 \rangle \delta_{\alpha\beta} \quad (13.6.4)$$

Setting the derivative of equation (13.6.3) with respect to the  $d_{\star\alpha}$ 's equal to zero, one readily obtains the set of linear equations,

$$\sum_{\beta} [\phi_{\alpha\beta} + \eta_{\alpha\beta}] d_{\star\beta} = \phi_{\star\alpha} \quad (13.6.5)$$

If we write the solution as a matrix inverse, then the estimation equation (13.6.2) becomes, omitting the minimized discrepancy  $x_\star$ ,

$$y_\star \approx \sum_{\alpha\beta} \phi_{\star\alpha} [\phi_{\mu\nu} + \eta_{\mu\nu}]_{\alpha\beta}^{-1} y'_\beta \quad (13.6.6)$$

From equations (13.6.3) and (13.6.5) one can also calculate the expected mean square value of the discrepancy at its minimum, denoted  $\langle x_\star^2 \rangle_0$ ,

$$\langle x_\star^2 \rangle_0 = \langle y_\star^2 \rangle - \sum_{\beta} d_{\star\beta} \phi_{\star\beta} = \langle y_\star^2 \rangle - \sum_{\alpha\beta} \phi_{\star\alpha} [\phi_{\mu\nu} + \eta_{\mu\nu}]_{\alpha\beta}^{-1} \phi_{\star\beta} \quad (13.6.7)$$

A final general result tells how much the mean square discrepancy  $\langle x_\star^2 \rangle$  is increased if we use the estimation equation (13.6.2) not with the best values  $d_{\star\beta}$ , but with some other values  $\hat{d}_{\star\beta}$ . The above equations then imply

$$\langle x_\star^2 \rangle = \langle x_\star^2 \rangle_0 + \sum_{\alpha\beta} (\hat{d}_{\star\alpha} - d_{\star\alpha}) [\phi_{\alpha\beta} + \eta_{\alpha\beta}] (\hat{d}_{\star\beta} - d_{\star\beta}) \quad (13.6.8)$$

Since the second term is a pure quadratic form, we see that the increase in the discrepancy is only second order in any error made in estimating the  $d_{\star\beta}$ 's.

### Connection to Optimal Filtering

If we change "star" to a Greek index, say  $\gamma$ , then the above formulas describe optimal filtering, generalizing the discussion of §13.3. One sees, for example, that if the noise amplitudes  $n_\alpha$  go to zero, so likewise do the noise autocorrelations  $\eta_{\alpha\beta}$ , and, canceling a matrix times its inverse, equation (13.6.6) simply becomes  $y_\gamma = y'_\gamma$ . Another special case occurs if the matrices  $\phi_{\alpha\beta}$  and  $\eta_{\alpha\beta}$  are diagonal. In that case, equation (13.6.6) becomes

$$y_\gamma = \frac{\phi_{\gamma\gamma}}{\phi_{\gamma\gamma} + \eta_{\gamma\gamma}} y'_\gamma \quad (13.6.9)$$

which is readily recognizable as equation (13.3.6) with  $S^2 \rightarrow \phi_{\gamma\gamma}$ ,  $N^2 \rightarrow \eta_{\gamma\gamma}$ . What is going on is this: For the case of equally spaced data points, and in the Fourier domain, autocorrelations become simply squares of Fourier amplitudes (Wiener-Khinchin theorem, equation 12.0.12), and the optimal filter can be constructed algebraically, as equation (13.6.9), without inverting any matrix.

More generally, in the time domain, or any other domain, an optimal filter (one that minimizes the square of the discrepancy from the underlying true value in the presence of measurement noise) can be constructed by estimating the autocorrelation matrices  $\phi_{\alpha\beta}$  and  $\eta_{\alpha\beta}$ , and applying equation (13.6.6) with  $\star \rightarrow \gamma$ . (Equation 13.6.8 is in fact the basis for the §13.3's statement that even crude optimal filtering can be quite effective.)

### Linear Prediction

Classical *linear prediction* specializes to the case where the data points  $y_\beta$  are equally spaced along a line,  $y_i$ ,  $i = 1, 2, \dots, N$ , and we want to use  $M$  consecutive values of  $y_i$  to predict an  $M + 1$ st. Stationarity is assumed. That is, the autocorrelation  $\langle y_j y_k \rangle$  is assumed to depend only on the difference  $|j - k|$ , and not on  $j$  or  $k$  individually, so that the autocorrelation  $\phi$  has only a single index,

$$\phi_j \equiv \langle y_i y_{i+j} \rangle \approx \frac{1}{N-j} \sum_{i=1}^{N-j} y_i y_{i+j} \quad (13.6.10)$$

Here, the approximate equality shows one way to use the actual data set values to estimate the autocorrelation components. (In fact, there is a better way to make these estimates; see below.) In the situation described, the estimation equation (13.6.2) is

$$y_n = \sum_{j=1}^M d_j y_{n-j} + x_n \quad (13.6.11)$$

(compare equation 13.5.1) and equation (13.6.5) becomes the set of  $M$  equations for the  $M$  unknown  $d_j$ 's, now called the *linear prediction (LP) coefficients*,

$$\sum_{j=1}^M \phi_{|j-k|} d_j = \phi_k \quad (k = 1, \dots, M) \quad (13.6.12)$$

Notice that while noise is not explicitly included in the equations, it is properly accounted for, *if* it is point-to-point uncorrelated:  $\phi_0$ , as estimated by equation (13.6.10) using *measured* values  $y'_i$ , actually estimates the diagonal part of  $\phi_{\alpha\alpha} + \eta_{\alpha\alpha}$ , above. The mean square discrepancy  $\langle x_n^2 \rangle$  is estimated by equation (13.6.7) as

$$\langle x_n^2 \rangle = \phi_0 - \phi_1 d_1 - \phi_2 d_2 - \dots - \phi_M d_M \quad (13.6.13)$$

To use linear prediction, we first compute the  $d_j$ 's, using equations (13.6.10) and (13.6.12). We then calculate equation (13.6.13) or, more concretely, apply (13.6.11) to the known record to get an idea of how large are the discrepancies  $x_i$ . If the discrepancies are small, then we can continue applying (13.6.11) right on into

the future, imagining the unknown “future” discrepancies  $x_i$  to be zero. In this application, (13.6.11) is a kind of extrapolation formula. In many situations, this extrapolation turns out to be vastly more powerful than any kind of simple polynomial extrapolation. (By the way, you should not confuse the terms “linear prediction” and “linear extrapolation”; the general functional form used by linear prediction is *much* more complex than a straight line, or even a low-order polynomial!)

However, to achieve its full usefulness, linear prediction must be constrained in one additional respect: One must take additional measures to guarantee its *stability*. Equation (13.6.11) is a special case of the general linear filter (13.5.1). The condition that (13.6.11) be stable as a linear predictor is precisely that given in equations (13.5.5) and (13.5.6), namely that the characteristic polynomial

$$z^N - \sum_{j=1}^N d_j z^{N-j} = 0 \quad (13.6.14)$$

have all  $N$  of its roots inside the unit circle,

$$|z| \leq 1 \quad (13.6.15)$$

There is no guarantee that the coefficients produced by equation (13.6.12) will have this property. If the data contain many oscillations without any particular trend towards increasing or decreasing amplitude, then the complex roots of (13.6.14) will generally all be rather close to the unit circle. The finite length of the data set will cause some of these roots to be inside the unit circle, others outside. In some applications, where the resulting instabilities are slowly growing and the linear prediction is not pushed too far, it is best to use the “unmassaged” LP coefficients that come directly out of (13.6.12). For example, one might be extrapolating to fill a short gap in a data set; then one might extrapolate both forwards across the gap and backwards from the data beyond the gap. If the two extrapolations agree tolerably well, then instability is not a problem.

When instability *is* a problem, you have to “massage” the LP coefficients. You do this by (i) solving (numerically) equation (13.6.14) for its  $N$  complex roots; (ii) moving the roots to where you think they ought to be inside or on the unit circle; (iii) reconstituting the now-modified LP coefficients. You may think that step (ii) sounds a little vague. It is. There is no “best” procedure. If you think that your signal is truly a sum of undamped sine and cosine waves (perhaps with incommensurate periods), then you will want simply to move each root  $z_i$  onto the unit circle,

$$z_i \rightarrow z_i / |z_i| \quad (13.6.16)$$

In other circumstances it may seem appropriate to reflect a bad root across the unit circle

$$z_i \rightarrow 1/z_i^* \quad (13.6.17)$$

This alternative has the property that it preserves the amplitude of the output of (13.6.11) when it is driven by a sinusoidal set of  $x_i$ 's. It assumes that (13.6.12) has correctly identified the spectral width of a resonance, but only slipped up on

identifying its time sense so that signals that should be damped as time proceeds end up growing in amplitude. The choice between (13.6.16) and (13.6.17) sometimes might as well be based on voodoo. We prefer (13.6.17).

Also magical is the choice of  $M$ , the number of LP coefficients to use. You should choose  $M$  to be as small as works for you, that is, you should choose it by experimenting with your data. Try  $M = 5, 10, 20, 40$ . If you need larger  $M$ 's than this, be aware that the procedure of "massaging" all those complex roots is quite sensitive to roundoff error. Use double precision.

Linear prediction is especially successful at extrapolating signals that are smooth and oscillatory, though not necessarily periodic. In such cases, linear prediction often extrapolates accurately through *many cycles* of the signal. By contrast, polynomial extrapolation in general becomes seriously inaccurate after at most a cycle or two. A prototypical example of a signal that can successfully be linearly predicted is the height of ocean tides, for which the fundamental 12-hour period is modulated in phase and amplitude over the course of the month and year, and for which local hydrodynamic effects may make even one cycle of the curve look rather different in shape from a sine wave.

We already remarked that equation (13.6.10) is not necessarily the best way to estimate the covariances  $\phi_k$  from the data set. In fact, results obtained from linear prediction are remarkably sensitive to exactly how the  $\phi_k$ 's are estimated. One particularly good method is due to Burg [1], and involves a recursive procedure for increasing the order  $M$  by one unit at a time, at each stage re-estimating the coefficients  $d_j$ ,  $j = 1, \dots, M$  so as to minimize the residual in equation (13.6.13). Although further discussion of the Burg method is beyond our scope here, the method is implemented in the following routine [1,2] for estimating the LP coefficients  $d_j$  of a data set.

```
#include <math.h>
#include "nrutil.h"

void memcof(float data[], int n, int m, float *xms, float d[])
Given a real vector of data[1..n], and given m, this routine returns m linear prediction coef-
ficients as d[1..m], and returns the mean square discrepancy as xms.
{
    int k,j,i;
    float p=0.0,*wk1,*wk2,*wkm;

    wk1=vector(1,n);
    wk2=vector(1,n);
    wkm=vector(1,m);
    for (j=1;j<=n;j++) p += SQR(data[j]);
    *xms=p/n;
    wk1[1]=data[1];
    wk2[n-1]=data[n];
    for (j=2;j<=n-1;j++) {
        wk1[j]=data[j];
        wk2[j-1]=data[j];
    }
    for (k=1;k<=m;k++) {
        float num=0.0,denom=0.0;
        for (j=1;j<=(n-k);j++) {
            num += wk1[j]*wk2[j];
            denom += SQR(wk1[j])+SQR(wk2[j]);
        }
        d[k]=2.0*num/denom;
    }
}
```

```

*xms *= (1.0-SQR(d[k]));
for (i=1;i<=(k-1);i++)
    d[i]=wkm[i]-d[k]*wkm[k-i];
    The algorithm is recursive, building up the answer for larger and larger values of m
    until the desired value is reached. At this point in the algorithm, one could return
    the vector d and scalar xms for a set of LP coefficients with k (rather than m)
    terms.
if (k == m) {
    free_vector(wkm,1,m);
    free_vector(wk2,1,n);
    free_vector(wk1,1,n);
    return;
}
for (i=1;i<=k;i++) wkm[i]=d[i];
for (j=1;j<=(n-k-1);j++) {
    wk1[j] -= wkm[k]*wk2[j];
    wk2[j]=wk2[j+1]-wkm[k]*wk1[j+1];
}
}
nrerror("never get here in memcof.");
}

```

Here are procedures for rendering the LP coefficients stable (if you choose to do so), and for extrapolating a data set by linear prediction, using the original or massaged LP coefficients. The routine `zroots` (§9.5) is used to find all complex roots of a polynomial.

```

#include <math.h>
#include "complex.h"
#define NMAX 100                Largest expected value of m.
#define ZERO Complex(0.0,0.0)
#define ONE Complex(1.0,0.0)

void fixrts(float d[], int m)
Given the LP coefficients d[1..m], this routine finds all roots of the characteristic polynomial
(13.6.14), reflects any roots that are outside the unit circle back inside, and then returns a
modified set of coefficients d[1..m].
{
    void zroots(fcomplex a[], int m, fcomplex roots[], int polish);
    int i,j,polish;
    fcomplex a[NMAX],roots[NMAX];

    a[m]=ONE;
    for (j=m-1;j>=0;j--)        Set up complex coefficients for polynomial root
        a[j]=Complex(-d[m-j],0.0);    finder.
    polish=1;
    zroots(a,m,roots,polish);    Find all the roots.
    for (j=1;j<=m;j++)          Look for a...
        if (Cabs(roots[j]) > 1.0)    root outside the unit circle,
            roots[j]=Cdiv(ONE,Conj(roots[j]));    and reflect it back inside.
    a[0]=Csub(ZERO,roots[1]);      Now reconstruct the polynomial coefficients,
    a[1]=ONE;
    for (j=2;j<=m;j++) {        by looping over the roots
        a[j]=ONE;
        for (i=j;i>=2;i--)      and synthetically multiplying.
            a[i-1]=Csub(a[i-2],Cmul(roots[j],a[i-1]));
        a[0]=Csub(ZERO,Cmul(roots[j],a[0]));
    }
    for (j=0;j<=m-1;j++)        The polynomial coefficients are guaranteed to be
        d[m-j] = -a[j].r;        real, so we need only return the real part as
                                new LP coefficients.
}

```

Sample page from NUMERICAL RECIPES IN C: THE ART OF SCIENTIFIC COMPUTING (ISBN 0-521-43108-5)  
 Copyright (C) 1988-1992 by Cambridge University Press. Programs Copyright (C) 1988-1992 by Numerical Recipes Software.  
 Permission is granted for internet users to make one paper copy for their own personal use. Further reproduction, or any copying of machine-  
 readable files (including this one), to any server computer, is strictly prohibited. To order Numerical Recipes books or CDROMs, visit website  
<http://www.nr.com> or call 1-800-872-7423 (North America only), or send email to [directcustserv@cambridge.org](mailto:directcustserv@cambridge.org) (outside North America).

```
#include "nrutil.h"

void predic(float data[], int ndata, float d[], int m, float future[],
           int nfut)
Given data[1..ndata], and given the data's LP coefficients d[1..m], this routine applies equation (13.6.11) to predict the next nfut data points, which it returns in the array future[1..nfut]. Note that the routine references only the last m values of data, as initial values for the prediction.
{
    int k,j;
    float sum,discrp,*reg;

    reg=vector(1,m);
    for (j=1;j<=m;j++) reg[j]=data[ndata+1-j];
    for (j=1;j<=nfut;j++) {
        discrp=0.0;
        This is where you would put in a known discrepancy if you were reconstructing a function by linear predictive coding rather than extrapolating a function by linear prediction. See text.
        sum=discrp;
        for (k=1;k<=m;k++) sum += d[k]*reg[k];
        for (k=m;k>=2;k--) reg[k]=reg[k-1];      [If you want to implement circular arrays, you can avoid this shifting of coefficients.]
        future[j]=reg[1]=sum;
    }
    free_vector(reg,1,m);
}
```

## Removing the Bias in Linear Prediction

You might expect that the sum of the  $d_j$ 's in equation (13.6.11) (or, more generally, in equation 13.6.2) should be 1, so that (e.g.) adding a constant to all the data points  $y_i$  yields a prediction that is increased by the same constant. However, the  $d_j$ 's do not sum to 1 but, in general, to a value slightly less than one. This fact reveals a subtle point, that the estimator of classical linear prediction is not *unbiased*, even though it does minimize the mean square discrepancy. At any place where the measured autocorrelation does not imply a better estimate, the equations of linear prediction tend to predict a value that tends towards zero.

Sometimes, that is just what you want. If the process that generates the  $y_i$ 's in fact has zero mean, then zero is the best guess absent other information. At other times, however, this behavior is unwarranted. If you have data that show only small variations around a positive value, you don't want linear predictions that droop towards zero.

Often it is a workable approximation to subtract the mean off your data set, perform the linear prediction, and then add the mean back. This procedure contains the germ of the correct solution; but the simple arithmetic mean is not quite the correct constant to subtract. In fact, an unbiased estimator is obtained by subtracting from every data point an autocorrelation-weighted mean defined by [3,4]

$$\bar{y} \equiv \sum_{\beta} [\phi_{\mu\nu} + \eta_{\mu\nu}]_{\alpha\beta}^{-1} y_{\beta} / \sum_{\alpha\beta} [\phi_{\mu\nu} + \eta_{\mu\nu}]_{\alpha\beta}^{-1} \quad (13.6.18)$$

With this subtraction, the sum of the LP coefficients should be unity, up to roundoff and differences in how the  $\phi_k$ 's are estimated.

## Linear Predictive Coding (LPC)

A different, though related, method to which the formalism above can be applied is the “compression” of a sampled signal so that it can be stored more compactly. The original form should be *exactly* recoverable from the compressed version. Obviously, compression can be accomplished only if there is redundancy in the signal. Equation (13.6.11) describes one kind of redundancy: It says that the signal, except for a small discrepancy, is predictable from its previous values and from a small number of LP coefficients. Compression of a signal by the use of (13.6.11) is thus called *linear predictive coding*, or *LPC*.

The basic idea of LPC (in its simplest form) is to record as a compressed file (i) the number of LP coefficients  $M$ , (ii) their  $M$  values, e.g., as obtained by `memcoef`, (iii) the first  $M$  data points, and then (iv) for each subsequent data point only its residual discrepancy  $x_i$  (equation 13.6.1). When you are creating the compressed file, you find the residual by applying (13.6.1) to the previous  $M$  points, subtracting the sum from the actual value of the current point. When you are reconstructing the original file, you add the residual back in, at the point indicated in the routine `predic`.

It may not be obvious why there is any compression at all in this scheme. After all, we are storing one value of residual per data point! Why not just store the original data point? The answer depends on the relative sizes of the numbers involved. The residual is obtained by subtracting two very nearly equal numbers (the data and the linear prediction). Therefore, the discrepancy typically has only a very small number of nonzero bits. These can be stored in a compressed file. How do you do it in a high-level language? Here is one way: Scale your data to have integer values, say between +1000000 and -1000000 (supposing that you need six significant figures). Modify equation (13.6.1) by enclosing the sum term in an “integer part of” operator. The discrepancy will now, by definition, be an integer. Experiment with different values of  $M$ , to find LP coefficients that make the range of the discrepancy as small as you can. If you can get to within a range of  $\pm 127$  (and in our experience this is not at all difficult) then you can write it to a file as a single byte. This is a compression factor of 4, compared to 4-byte integer or floating formats.

Notice that the LP coefficients are computed using the *quantized* data, and that the discrepancy is also quantized, i.e., quantization is done both outside and inside the LPC loop. If you are careful in following this prescription, then, apart from the initial quantization of the data, you will not introduce even a single bit of roundoff error into the compression-reconstruction process: While the evaluation of the sum in (13.6.11) may have roundoff errors, the residual that you store is the value which, when added back to the sum, gives *exactly* the original (quantized) data value. Notice also that you do not need to massage the LP coefficients for stability; by adding the residual back in to each point, you never depart from the original data, so instabilities cannot grow. There is therefore no need for `fixrts`, above.

Look at §20.4 to learn about *Huffman coding*, which will further compress the residuals by taking advantage of the fact that smaller values of discrepancy will occur more often than larger values. A very primitive version of Huffman coding would be this: If most of the discrepancies are in the range  $\pm 127$ , but an occasional one is outside, then reserve the value 127 to mean “out of range,” and then record on the file (immediately following the 127) a full-word value of the out-of-range discrepancy. §20.4 explains how to do much better.

There are many variant procedures that all fall under the rubric of LPC.

- If the spectral character of the data is time-variable, then it is best not to use a single set of LP coefficients for the whole data set, but rather to partition the data into segments, computing and storing different LP coefficients for each segment.
- If the data are really well characterized by their LP coefficients, and you can tolerate some small amount of error, then don't bother storing all of the residuals. Just do linear prediction until you are outside of tolerances, then reinitialize (using  $M$  sequential stored residuals) and continue predicting.
- In some applications, most notably speech synthesis, one cares only about the spectral content of the reconstructed signal, not the relative phases. In this case, one need not store any starting values at all, but only the LP coefficients for each segment of the data. The output is reconstructed by driving these coefficients with initial conditions consisting of all zeros except for one nonzero spike. A speech synthesizer chip may have of order 10 LP coefficients, which change perhaps 20 to 50 times per second.
- Some people believe that it is interesting to analyze a signal by LPC, even when the residuals  $x_i$  are *not* small. The  $x_i$ 's are then interpreted as the underlying "input signal" which, when filtered through the all-poles filter defined by the LP coefficients (see §13.7), produces the observed "output signal." LPC reveals simultaneously, it is said, the nature of the filter *and* the particular input that is driving it. We are skeptical of these applications; the literature, however, is full of extravagant claims.

#### CITED REFERENCES AND FURTHER READING:

- Childers, D.G. (ed.) 1978, *Modern Spectrum Analysis* (New York: IEEE Press), especially the paper by J. Makhoul (reprinted from *Proceedings of the IEEE*, vol. 63, p. 561, 1975).
- Burg, J.P. 1968, reprinted in Childers, 1978. [1]
- Anderson, N. 1974, reprinted in Childers, 1978. [2]
- Cressie, N. 1991, in *Spatial Statistics and Digital Image Analysis* (Washington: National Academy Press). [3]
- Press, W.H., and Rybicki, G.B. 1992, *Astrophysical Journal*, vol. 398, pp. 169–176. [4]

## 13.7 Power Spectrum Estimation by the Maximum Entropy (All Poles) Method

The FFT is not the only way to estimate the power spectrum of a process, nor is it necessarily the best way for all purposes. To see how one might devise another method, let us enlarge our view for a moment, so that it includes not only real frequencies in the Nyquist interval  $-f_c < f < f_c$ , but also the entire complex frequency plane. From that vantage point, let us transform the complex  $f$ -plane to a new plane, called the  $z$ -transform plane or  $z$ -plane, by the relation

$$z \equiv e^{2\pi i f \Delta} \quad (13.7.1)$$

where  $\Delta$  is, as usual, the sampling interval in the time domain. Notice that the Nyquist interval on the real axis of the  $f$ -plane maps one-to-one onto the unit circle in the complex  $z$ -plane.



There are many variant procedures that all fall under the rubric of LPC.

- If the spectral character of the data is time-variable, then it is best not to use a single set of LP coefficients for the whole data set, but rather to partition the data into segments, computing and storing different LP coefficients for each segment.
- If the data are really well characterized by their LP coefficients, and you can tolerate some small amount of error, then don't bother storing all of the residuals. Just do linear prediction until you are outside of tolerances, then reinitialize (using  $M$  sequential stored residuals) and continue predicting.
- In some applications, most notably speech synthesis, one cares only about the spectral content of the reconstructed signal, not the relative phases. In this case, one need not store any starting values at all, but only the LP coefficients for each segment of the data. The output is reconstructed by driving these coefficients with initial conditions consisting of all zeros except for one nonzero spike. A speech synthesizer chip may have of order 10 LP coefficients, which change perhaps 20 to 50 times per second.
- Some people believe that it is interesting to analyze a signal by LPC, even when the residuals  $x_i$  are *not* small. The  $x_i$ 's are then interpreted as the underlying "input signal" which, when filtered through the all-poles filter defined by the LP coefficients (see §13.7), produces the observed "output signal." LPC reveals simultaneously, it is said, the nature of the filter *and* the particular input that is driving it. We are skeptical of these applications; the literature, however, is full of extravagant claims.

#### CITED REFERENCES AND FURTHER READING:

- Childers, D.G. (ed.) 1978, *Modern Spectrum Analysis* (New York: IEEE Press), especially the paper by J. Makhoul (reprinted from *Proceedings of the IEEE*, vol. 63, p. 561, 1975).
- Burg, J.P. 1968, reprinted in Childers, 1978. [1]
- Anderson, N. 1974, reprinted in Childers, 1978. [2]
- Cressie, N. 1991, in *Spatial Statistics and Digital Image Analysis* (Washington: National Academy Press). [3]
- Press, W.H., and Rybicki, G.B. 1992, *Astrophysical Journal*, vol. 398, pp. 169–176. [4]

## 13.7 Power Spectrum Estimation by the Maximum Entropy (All Poles) Method

The FFT is not the only way to estimate the power spectrum of a process, nor is it necessarily the best way for all purposes. To see how one might devise another method, let us enlarge our view for a moment, so that it includes not only real frequencies in the Nyquist interval  $-f_c < f < f_c$ , but also the entire complex frequency plane. From that vantage point, let us transform the complex  $f$ -plane to a new plane, called the  $z$ -transform plane or  $z$ -plane, by the relation

$$z \equiv e^{2\pi i f \Delta} \quad (13.7.1)$$

where  $\Delta$  is, as usual, the sampling interval in the time domain. Notice that the Nyquist interval on the real axis of the  $f$ -plane maps one-to-one onto the unit circle in the complex  $z$ -plane.

If we now compare (13.7.1) to equations (13.4.4) and (13.4.6), we see that the FFT power spectrum estimate (13.4.5) for any real sampled function  $c_k \equiv c(t_k)$  can be written, except for normalization convention, as

$$P(f) = \left| \sum_{k=-N/2}^{N/2-1} c_k z^k \right|^2 \quad (13.7.2)$$

Of course, (13.7.2) is not the *true* power spectrum of the underlying function  $c(t)$ , but only an estimate. We can see in two related ways why the estimate is not likely to be exact. First, in the time domain, the estimate is based on only a finite range of the function  $c(t)$  which may, for all we know, have continued from  $t = -\infty$  to  $\infty$ . Second, in the  $z$ -plane of equation (13.7.2), the finite Laurent series offers, in general, only an approximation to a general analytic function of  $z$ . In fact, a formal expression for representing “true” power spectra (up to normalization) is

$$P(f) = \left| \sum_{k=-\infty}^{\infty} c_k z^k \right|^2 \quad (13.7.3)$$

This is an infinite Laurent series which depends on an infinite number of values  $c_k$ . Equation (13.7.2) is just one kind of analytic approximation to the analytic function of  $z$  represented by (13.7.3); the kind, in fact, that is implicit in the use of FFTs to estimate power spectra by periodogram methods. It goes under several names, including *direct method*, *all-zero model*, and *moving average (MA) model*. The term “all-zero” in particular refers to the fact that the model spectrum can have zeros in the  $z$ -plane, but not poles.

If we look at the problem of approximating (13.7.3) more generally it seems clear that we could do a better job with a rational function, one with a series of type (13.7.2) in both the numerator and the denominator. Less obviously, it turns out that there are some advantages in an approximation whose free parameters all lie in the *denominator*, namely,

$$P(f) \approx \frac{1}{\left| \sum_{k=-M/2}^{M/2} b_k z^k \right|^2} = \frac{a_0}{\left| 1 + \sum_{k=1}^M a_k z^k \right|^2} \quad (13.7.4)$$

Here the second equality brings in a new set of coefficients  $a_k$ 's, which can be determined from the  $b_k$ 's using the fact that  $z$  lies on the unit circle. The  $b_k$ 's can be thought of as being determined by the condition that power series expansion of (13.7.4) agree with the first  $M + 1$  terms of (13.7.3). In practice, as we shall see, one determines the  $b_k$ 's or  $a_k$ 's by another method.

The differences between the approximations (13.7.2) and (13.7.4) are not just cosmetic. They are approximations with very different character. Most notable is the fact that (13.7.4) can have *poles*, corresponding to infinite power spectral density, on the unit  $z$ -circle, i.e., at real frequencies in the Nyquist interval. Such poles can provide an accurate representation for underlying power spectra that have sharp, discrete “lines” or delta-functions. By contrast, (13.7.2) can have only zeros, not poles, at real frequencies in the Nyquist interval, and must thus attempt to fit sharp spectral features with, essentially, a polynomial. The approximation (13.7.4) goes under several names: *all-poles model*, *maximum entropy method (MEM)*, *autoregressive model (AR)*. We need only find out how to compute the coefficients  $a_0$  and the  $a_k$ 's from a data set, so that we can actually use (13.7.4) to obtain spectral estimates.

A pleasant surprise is that we already know how! Look at equation (13.6.11) for linear prediction. Compare it with linear filter equations (13.5.1) and (13.5.2), and you will see that, viewed as a filter that takes input  $x$ 's into output  $y$ 's, linear prediction has a filter function

$$\mathcal{H}(f) = \frac{1}{1 - \sum_{j=1}^N d_j z^{-j}} \quad (13.7.5)$$

Thus, the power spectrum of the  $y$ 's should be equal to the power spectrum of the  $x$ 's multiplied by  $|\mathcal{H}(f)|^2$ . Now let us think about what the spectrum of the input  $x$ 's is, when

they are residual discrepancies from linear prediction. Although we will not prove it formally, it is intuitively believable that the  $x$ 's are independently random and therefore have a flat (white noise) spectrum. (Roughly speaking, any residual correlations left in the  $x$ 's would have allowed a more accurate linear prediction, and would have been removed.) The overall normalization of this flat spectrum is just the mean square amplitude of the  $x$ 's. But this is exactly the quantity computed in equation (13.6.13) and returned by the routine `memcof` as `xms`. Thus, the coefficients  $a_0$  and  $a_k$  in equation (13.7.4) are related to the LP coefficients returned by `memcof` simply by

$$a_0 = \text{xms} \quad a_k = -d(k), \quad k = 1, \dots, M \quad (13.7.6)$$

There is also another way to describe the relation between the  $a_k$ 's and the autocorrelation components  $\phi_k$ . The Wiener-Khinchin theorem (12.0.12) says that the Fourier transform of the autocorrelation is equal to the power spectrum. In  $z$ -transform language, this Fourier transform is just a Laurent series in  $z$ . The equation that is to be satisfied by the coefficients in equation (13.7.4) is thus

$$\frac{a_0}{\left|1 + \sum_{k=1}^M a_k z^k\right|^2} \approx \sum_{j=-M}^M \phi_j z^j \quad (13.7.7)$$

The approximately equal sign in (13.7.7) has a somewhat special interpretation. It means that the series expansion of the left-hand side is supposed to agree with the right-hand side term by term from  $z^{-M}$  to  $z^M$ . Outside this range of terms, the right-hand side is obviously zero, while the left-hand side will still have nonzero terms. Notice that  $M$ , the number of coefficients in the approximation on the left-hand side, can be any integer up to  $N$ , the total number of autocorrelations available. (In practice, one often chooses  $M$  much smaller than  $N$ .)  $M$  is called the *order* or *number of poles* of the approximation.

Whatever the chosen value of  $M$ , the series expansion of the left-hand side of (13.7.7) defines a certain sort of *extrapolation* of the autocorrelation function to lags larger than  $M$ , in fact even to lags larger than  $N$ , i.e., *larger than the run of data can actually measure*. It turns out that this particular extrapolation can be shown to have, among all possible extrapolations, the maximum *entropy* in a definable information-theoretic sense. Hence the name *maximum entropy method*, or MEM. The maximum entropy property has caused MEM to acquire a certain "cult" popularity; one sometimes hears that it gives an intrinsically "better" estimate than is given by other methods. Don't believe it. MEM has the very cute property of being able to fit sharp spectral features, but there is nothing else magical about its power spectrum estimates.

The operations count in `memcof` scales as the product of  $N$  (the number of data points) and  $M$  (the desired order of the MEM approximation). If  $M$  were chosen to be as large as  $N$ , then the method would be much slower than the  $N \log N$  FFT methods of the previous section. In practice, however, one usually wants to limit the order (or number of poles) of the MEM approximation to a few times the number of sharp spectral features that one desires it to fit. With this restricted number of poles, the method will smooth the spectrum somewhat, but this is often a desirable property. While exact values depend on the application, one might take  $M = 10$  or  $20$  or  $50$  for  $N = 1000$  or  $10000$ . In that case MEM estimation is not much slower than FFT estimation.

We feel obliged to warn you that `memcof` can be a bit quirky at times. If the number of poles or number of data points is too large, roundoff error can be a problem, even in double precision. With "peaky" data (i.e., data with extremely sharp spectral features), the algorithm may suggest split peaks even at modest orders, and the peaks may shift with the phase of the sine wave. Also, with noisy input functions, if you choose too high an order, you will find spurious peaks galore! Some experts recommend the use of this algorithm in conjunction with more conservative methods, like periodograms, to help choose the correct model order, and to avoid getting too fooled by spurious spectral features. MEM can be finicky, but it can also do remarkable things. We recommend that you try it out, cautiously, on your own problems. We now turn to the evaluation of the MEM spectral estimate from its coefficients.

The MEM estimation (13.7.4) is a function of continuously varying frequency  $f$ . There is no special significance to specific equally spaced frequencies as there was in the FFT case.

In fact, since the MEM estimate may have very sharp spectral features, one wants to be able to evaluate it on a very fine mesh near to those features, but perhaps only more coarsely farther away from them. Here is a function which, given the coefficients already computed, evaluates (13.7.4) and returns the estimated power spectrum as a function of  $f\Delta$  (the frequency times the sampling interval). Of course,  $f\Delta$  should lie in the Nyquist range between  $-1/2$  and  $1/2$ .

```
#include <math.h>

float evlmem(float fdt, float d[], int m, float xms)
Given d[1..m], m, xms as returned by memcof, this function returns the power spectrum
estimate  $P(f)$  as a function of  $fdt = f\Delta$ .
{
    int i;
    float sumr=1.0,sumi=0.0;
    double wr=1.0,wi=0.0,wpr,wpi,wtemp,theta;    Trig. recurrences in double precision.

    theta=6.28318530717959*fdt;
    wpr=cos(theta);                               Set up for recurrence relations.
    wpi=sin(theta);
    for (i=1;i<=m;i++) {                           Loop over the terms in the sum.
        wr=(wtemp*wr)*wpr-wi*wpi;
        wi=wi*wpr+wtemp*wpi;
        sumr -= d[i]*wr;                            These accumulate the denominator of (13.7.4).
        sumi -= d[i]*wi;
    }
    return xms/(sumr*sumr+sumi*sumi);    Equation (13.7.4).
}
```

Be sure to evaluate  $P(f)$  on a fine enough grid to *find* any narrow features that may be there! Such narrow features, if present, can contain virtually all of the power in the data. You might also wish to know how the  $P(f)$  produced by the routines memcof and evlmem is normalized with respect to the mean square value of the input data vector. The answer is

$$\int_{-1/2}^{1/2} P(f\Delta)d(f\Delta) = 2 \int_0^{1/2} P(f\Delta)d(f\Delta) = \text{mean square value of data} \quad (13.7.8)$$

Sample spectra produced by the routines memcof and evlmem are shown in Figure 13.7.1.

#### CITED REFERENCES AND FURTHER READING:

Childers, D.G. (ed.) 1978, *Modern Spectrum Analysis* (New York: IEEE Press), Chapter II.  
 Kay, S.M., and Marple, S.L. 1981, *Proceedings of the IEEE*, vol. 69, pp. 1380–1419.

## 13.8 Spectral Analysis of Unevenly Sampled Data

Thus far, we have been dealing exclusively with evenly sampled data,

$$h_n = h(n\Delta) \quad n = \dots, -3, -2, -1, 0, 1, 2, 3, \dots \quad (13.8.1)$$

where  $\Delta$  is the sampling interval, whose reciprocal is the sampling rate. Recall also (§12.1) the significance of the Nyquist critical frequency

$$f_c \equiv \frac{1}{2\Delta} \quad (13.8.2)$$

Sample page from NUMERICAL RECIPES IN C: THE ART OF SCIENTIFIC COMPUTING (ISBN 0-521-43108-5)  
 Copyright (C) 1988-1992 by Cambridge University Press. Programs Copyright (C) 1988-1992 by Numerical Recipes Software.  
 Permission is granted for internet users to make one paper copy for their own personal use. Further reproduction, or any copying of machine-readable files (including this one), to any server computer, is strictly prohibited. To order Numerical Recipes books or CDROMs, visit website <http://www.nr.com> or call 1-800-872-7423 (North America only), or send email to [directcustserv@cambridge.org](mailto:directcustserv@cambridge.org) (outside North America).

In fact, since the MEM estimate may have very sharp spectral features, one wants to be able to evaluate it on a very fine mesh near to those features, but perhaps only more coarsely farther away from them. Here is a function which, given the coefficients already computed, evaluates (13.7.4) and returns the estimated power spectrum as a function of  $f\Delta$  (the frequency times the sampling interval). Of course,  $f\Delta$  should lie in the Nyquist range between  $-1/2$  and  $1/2$ .

```
#include <math.h>

float evlmem(float fdt, float d[], int m, float xms)
Given d[1..m], m, xms as returned by memcof, this function returns the power spectrum
estimate  $P(f)$  as a function of  $fdt = f\Delta$ .
{
    int i;
    float sumr=1.0,sumi=0.0;
    double wr=1.0,wi=0.0,wpr,wpi,wtemp,theta;    Trig. recurrences in double precision.

    theta=6.28318530717959*fdt;
    wpr=cos(theta);          Set up for recurrence relations.
    wpi=sin(theta);
    for (i=1;i<=m;i++) {    Loop over the terms in the sum.
        wr=(wtemp*wr)*wpr-wi*wpi;
        wi=wi*wpr+wtemp*wpi;
        sumr -= d[i]*wr;    These accumulate the denominator of (13.7.4).
        sumi -= d[i]*wi;
    }
    return xms/(sumr*sumr+sumi*sumi); Equation (13.7.4).
}
```

Be sure to evaluate  $P(f)$  on a fine enough grid to *find* any narrow features that may be there! Such narrow features, if present, can contain virtually all of the power in the data. You might also wish to know how the  $P(f)$  produced by the routines `memcof` and `evlmem` is normalized with respect to the mean square value of the input data vector. The answer is

$$\int_{-1/2}^{1/2} P(f\Delta)d(f\Delta) = 2 \int_0^{1/2} P(f\Delta)d(f\Delta) = \text{mean square value of data} \quad (13.7.8)$$

Sample spectra produced by the routines `memcof` and `evlmem` are shown in Figure 13.7.1.

#### CITED REFERENCES AND FURTHER READING:

Childers, D.G. (ed.) 1978, *Modern Spectrum Analysis* (New York: IEEE Press), Chapter II.  
 Kay, S.M., and Marple, S.L. 1981, *Proceedings of the IEEE*, vol. 69, pp. 1380–1419.

## 13.8 Spectral Analysis of Unevenly Sampled Data

Thus far, we have been dealing exclusively with evenly sampled data,

$$h_n = h(n\Delta) \quad n = \dots, -3, -2, -1, 0, 1, 2, 3, \dots \quad (13.8.1)$$

where  $\Delta$  is the sampling interval, whose reciprocal is the sampling rate. Recall also (§12.1) the significance of the Nyquist critical frequency

$$f_c \equiv \frac{1}{2\Delta} \quad (13.8.2)$$

Sample page from NUMERICAL RECIPES IN C: THE ART OF SCIENTIFIC COMPUTING (ISBN 0-521-43108-5)  
 Copyright (C) 1988-1992 by Cambridge University Press. Programs Copyright (C) 1988-1992 by Numerical Recipes Software.  
 Permission is granted for internet users to make one paper copy for their own personal use. Further reproduction, or any copying of machine-readable files (including this one), to any server computer, is strictly prohibited. To order Numerical Recipes books or CDROMs, visit website <http://www.nr.com> or call 1-800-872-7423 (North America only), or send email to [directcustserv@cambridge.org](mailto:directcustserv@cambridge.org) (outside North America).

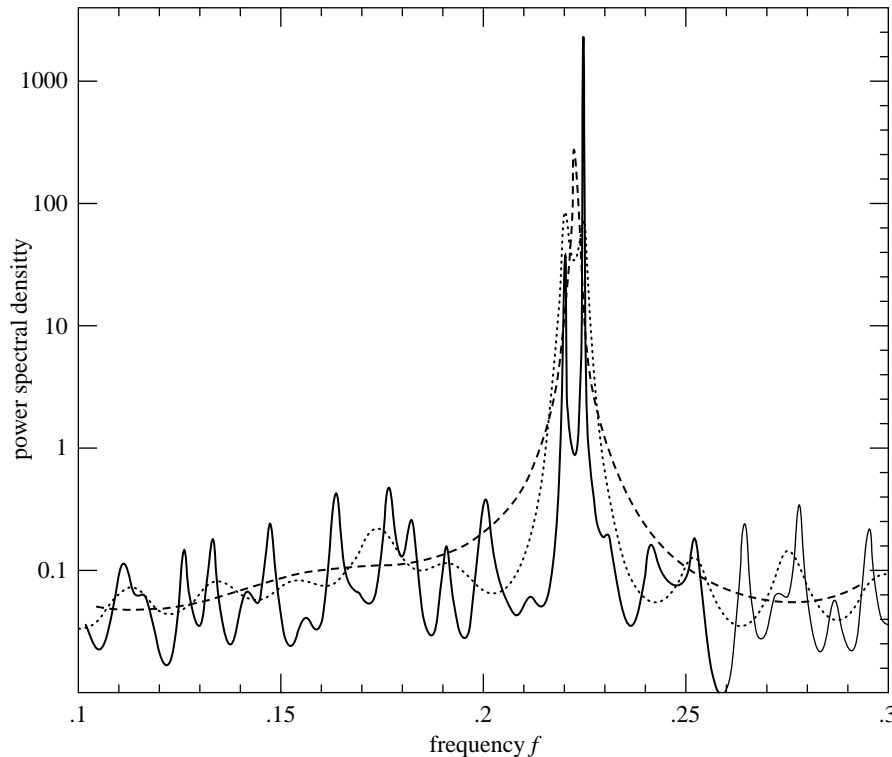


Figure 13.7.1. Sample output of maximum entropy spectral estimation. The input signal consists of 512 samples of the sum of two sinusoids of very nearly the same frequency, plus white noise with about equal power. Shown is an expanded portion of the full Nyquist frequency interval (which would extend from zero to 0.5). The dashed spectral estimate uses 20 poles; the dotted, 40; the solid, 150. With the larger number of poles, the method can resolve the distinct sinusoids; but the flat noise background is beginning to show spurious peaks. (Note logarithmic scale.)

as codified by the sampling theorem: A sampled data set like equation (13.8.1) contains *complete* information about all spectral components in a signal  $h(t)$  up to the Nyquist frequency, and scrambled or *aliased* information about any signal components at frequencies larger than the Nyquist frequency. The sampling theorem thus defines both the attractiveness, and the limitation, of any analysis of an evenly spaced data set.

There are situations, however, where evenly spaced data cannot be obtained. A common case is where instrumental drop-outs occur, so that data is obtained only on a (not consecutive integer) subset of equation (13.8.1), the so-called *missing data* problem. Another case, common in observational sciences like astronomy, is that the observer cannot completely control the time of the observations, but must simply accept a certain dictated set of  $t_i$ 's.

There are some obvious ways to get from unevenly spaced  $t_i$ 's to evenly spaced ones, as in equation (13.8.1). Interpolation is one way: lay down a grid of evenly spaced times on your data and interpolate values onto that grid; then use FFT methods. In the missing data problem, you only have to interpolate on missing data points. If a lot of consecutive points are missing, you might as well just set them to zero, or perhaps "clamp" the value at the last measured point. However, the experience of practitioners of such interpolation techniques *is not reassuring*. Generally speaking, such techniques perform poorly. Long gaps in the data, for example, often produce a spurious bulge of power at low frequencies (wavelengths comparable to gaps).

A completely different method of spectral analysis for unevenly sampled data, one that mitigates these difficulties and has some other very desirable properties, was developed by Lomb [1], based in part on earlier work by Barning [2] and Vaníček [3], and additionally elaborated by Scargle [4]. The Lomb method (as we will call it) evaluates data, and sines

and cosines, only at times  $t_i$  that are actually measured. Suppose that there are  $N$  data points  $h_i \equiv h(t_i)$ ,  $i = 1, \dots, N$ . Then first find the mean and variance of the data by the usual formulas,

$$\bar{h} \equiv \frac{1}{N} \sum_1^N h_i \quad \sigma^2 \equiv \frac{1}{N-1} \sum_1^N (h_i - \bar{h})^2 \quad (13.8.3)$$

Now, the Lomb *normalized periodogram* (spectral power as a function of angular frequency  $\omega \equiv 2\pi f > 0$ ) is defined by

$$P_N(\omega) \equiv \frac{1}{2\sigma^2} \left\{ \frac{\left[ \sum_j (h_j - \bar{h}) \cos \omega(t_j - \tau) \right]^2}{\sum_j \cos^2 \omega(t_j - \tau)} + \frac{\left[ \sum_j (h_j - \bar{h}) \sin \omega(t_j - \tau) \right]^2}{\sum_j \sin^2 \omega(t_j - \tau)} \right\} \quad (13.8.4)$$

Here  $\tau$  is defined by the relation

$$\tan(2\omega\tau) = \frac{\sum_j \sin 2\omega t_j}{\sum_j \cos 2\omega t_j} \quad (13.8.5)$$

The constant  $\tau$  is a kind of offset that makes  $P_N(\omega)$  completely independent of shifting all the  $t_i$ 's by any constant. Lomb shows that this particular choice of offset has another, deeper, effect: It makes equation (13.8.4) identical to the equation that one would obtain if one estimated the harmonic content of a data set, at a given frequency  $\omega$ , by linear least-squares fitting to the model

$$h(t) = A \cos \omega t + B \sin \omega t \quad (13.8.6)$$

This fact gives some insight into why the method can give results superior to FFT methods: It weights the data on a "per point" basis instead of on a "per time interval" basis, when uneven sampling can render the latter seriously in error.

A very common occurrence is that the measured data points  $h_i$  are the sum of a periodic signal and independent (white) Gaussian noise. If we are trying to determine the presence or absence of such a periodic signal, we want to be able to give a quantitative answer to the question, "How significant is a peak in the spectrum  $P_N(\omega)$ ?" In this question, the null hypothesis is that the data values are independent Gaussian random values. A very nice property of the Lomb normalized periodogram is that the viability of the null hypothesis can be tested fairly rigorously, as we now discuss.

The word "normalized" refers to the factor  $\sigma^2$  in the denominator of equation (13.8.4). Scargle [4] shows that with this normalization, at any particular  $\omega$  and *in the case of the null hypothesis*,  $P_N(\omega)$  has an exponential probability distribution with unit mean. In other words, the probability that  $P_N(\omega)$  will be between some positive  $z$  and  $z + dz$  is  $\exp(-z)dz$ . It readily follows that, if we scan some  $M$  independent frequencies, the probability that none give values larger than  $z$  is  $(1 - e^{-z})^M$ . So

$$P(> z) \equiv 1 - (1 - e^{-z})^M \quad (13.8.7)$$

is the false-alarm probability of the null hypothesis, that is, the *significance level* of any peak in  $P_N(\omega)$  that we do see. A small value for the false-alarm probability indicates a highly significant periodic signal.

To evaluate this significance, we need to know  $M$ . After all, the more frequencies we look at, the less significant is some one modest bump in the spectrum. (Look long enough, find anything!) A typical procedure will be to plot  $P_N(\omega)$  as a function of many closely spaced frequencies in some large frequency range. How many of these are independent?

Before answering, let us first see how accurately we need to know  $M$ . The interesting region is where the significance is a small (significant) number,  $\ll 1$ . There, equation (13.8.7) can be series expanded to give

$$P(> z) \approx M e^{-z} \quad (13.8.8)$$

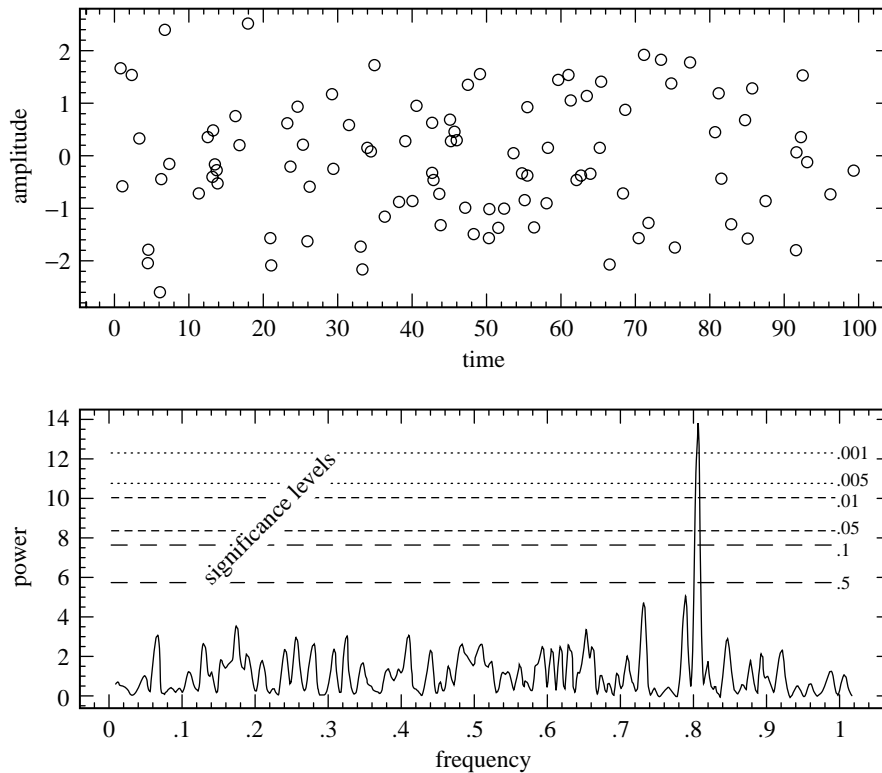


Figure 13.8.1. Example of the Lomb algorithm in action. The 100 data points (upper figure) are at random times between 0 and 100. Their sinusoidal component is readily uncovered (lower figure) by the algorithm, at a significance level better than 0.001. If the 100 data points had been evenly spaced at unit interval, the Nyquist critical frequency would have been 0.5. Note that, for these unevenly spaced points, there is no visible aliasing into the Nyquist range.

We see that the significance scales linearly with  $M$ . Practical significance levels are numbers like 0.05, 0.01, 0.001, etc. An error of even  $\pm 50\%$  in the estimated significance is often tolerable, since quoted significance levels are typically spaced apart by factors of 5 or 10. So our estimate of  $M$  need not be very accurate.

Horne and Baliunas [5] give results from extensive Monte Carlo experiments for determining  $M$  in various cases. In general  $M$  depends on the number of frequencies sampled, the number of data points  $N$ , and their detailed spacing. It turns out that  $M$  is very nearly equal to  $N$  when the data points are approximately equally spaced, and when the sampled frequencies “fill” (oversample) the frequency range from 0 to the Nyquist frequency  $f_c$  (equation 13.8.2). Further, the value of  $M$  is not importantly different for random spacing of the data points than for equal spacing. When a larger frequency range than the Nyquist range is sampled,  $M$  increases proportionally. About the only case where  $M$  differs significantly from the case of evenly spaced points is when the points are closely clumped, say into groups of 3; then (as one would expect) the number of independent frequencies is reduced by a factor of about 3.

The program `period`, below, calculates an effective value for  $M$  based on the above rough-and-ready rules and assumes that there is no important clumping. This will be adequate for most purposes. In any particular case, if it really matters, it is not too difficult to compute a better value of  $M$  by simple Monte Carlo: Holding fixed the number of data points and their locations  $t_i$ , generate synthetic data sets of Gaussian (normal) deviates, find the largest values of  $P_N(\omega)$  for each such data set (using the accompanying program), and fit the resulting distribution for  $M$  in equation (13.8.7).



Figure 13.8.1 shows the results of applying the method as discussed so far. In the upper figure, the data points are plotted against time. Their number is  $N = 100$ , and their distribution in  $t$  is Poisson random. There is certainly no sinusoidal signal evident to the eye. The lower figure plots  $P_N(\omega)$  against frequency  $f = \omega/2\pi$ . The Nyquist critical frequency that would obtain if the points were evenly spaced is at  $f = f_c = 0.5$ . Since we have searched up to about twice that frequency, and oversampled the  $f$ 's to the point where successive values of  $P_N(\omega)$  vary smoothly, we take  $M = 2N$ . The horizontal dashed and dotted lines are (respectively from bottom to top) significance levels 0.5, 0.1, 0.05, 0.01, 0.005, and 0.001. One sees a highly significant peak at a frequency of 0.81. That is in fact the frequency of the sine wave that is present in the data. (You will have to take our word for this!)

Note that two other peaks approach, but do not exceed the 50% significance level; that is about what one might expect by chance. It is also worth commenting on the fact that the significant peak was found (correctly) *above the Nyquist frequency* and without any significant aliasing down into the Nyquist interval! That would not be possible for evenly spaced data. It is possible here because the randomly spaced data has *some* points spaced much closer than the “average” sampling rate, and these remove ambiguity from any aliasing.

Implementation of the normalized periodogram in code is straightforward, with, however, a few points to be kept in mind. We are dealing with a *slow* algorithm. Typically, for  $N$  data points, we may wish to examine on the order of  $2N$  or  $4N$  frequencies. Each combination of frequency and data point has, in equations (13.8.4) and (13.8.5), not just a few adds or multiplies, but four calls to trigonometric functions; the operations count can easily reach several hundred times  $N^2$ . It is highly desirable — in fact results in a factor 4 speedup — to replace these trigonometric calls by recurrences. That is possible only if the sequence of frequencies examined is a linear sequence. Since such a sequence is probably what most users would want anyway, we have built this into the implementation.

At the end of this section we describe a way to evaluate equations (13.8.4) and (13.8.5) — approximately, but to any desired degree of approximation — by a fast method [6] whose operation count goes only as  $N \log N$ . This faster method should be used for long data sets.

The lowest independent frequency  $f$  to be examined is the inverse of the span of the input data,  $\max_i(t_i) - \min_i(t_i) \equiv T$ . This is the frequency such that the data can include one complete cycle. In subtracting off the data's mean, equation (13.8.4) already assumed that you are not interested in the data's zero-frequency piece — which is just that mean value. In an FFT method, higher independent frequencies would be integer multiples of  $1/T$ . Because we are interested in the statistical significance of any peak that may occur, however, we had better (over-) sample more finely than at interval  $1/T$ , so that sample points lie close to the top of any peak. Thus, the accompanying program includes an oversampling parameter, called `ofac`; a value `ofac`  $\gtrsim 4$  might be typical in use. We also want to specify how high in frequency to go, say  $f_{hi}$ . One guide to choosing  $f_{hi}$  is to compare it with the Nyquist frequency  $f_c$  which would obtain if the  $N$  data points were evenly spaced over the same span  $T$ , that is  $f_c = N/(2T)$ . The accompanying program includes an input parameter `hifac`, defined as  $f_{hi}/f_c$ . The number of different frequencies  $N_P$  returned by the program is then given by

$$N_P = \frac{\text{ofac} \times \text{hifac}}{2} N \quad (13.8.9)$$

(You have to remember to dimension the output arrays to at least this size.)

The code does the trigonometric recurrences in double precision and embodies a few tricks with trigonometric identities, to decrease roundoff errors. If you are an aficionado of such things you can puzzle it out. A final detail is that equation (13.8.7) will fail because of roundoff error if  $z$  is too large; but equation (13.8.8) is fine in this regime.

```
#include <math.h>
#include "nrutil.h"
#define TWOPID 6.2831853071795865
```

```
void period(float x[], float y[], int n, float ofac, float hifac, float px[],
float py[], int np, int *nout, int *jmax, float *prob)
Given n data points with abscissas x[1..n] (which need not be equally spaced) and ordinates
y[1..n], and given a desired oversampling factor ofac (a typical value being 4 or larger),
this routine fills array px[1..np] with an increasing sequence of frequencies (not angular
```

frequencies) up to `hifac` times the “average” Nyquist frequency, and fills array `py[1..np]` with the values of the Lomb normalized periodogram at those frequencies. The arrays `x` and `y` are not altered. `np`, the dimension of `px` and `py`, must be large enough to contain the output, or an error results. The routine also returns `jmax` such that `py[jmax]` is the maximum element in `py`, and `prob`, an estimate of the significance of that maximum against the hypothesis of random noise. A small value of `prob` indicates that a significant periodic signal is present.

```
{
void avevar(float data[], unsigned long n, float *ave, float *var);
int i,j;
float ave,c,cc,cwtau,effm,expy,pnow,pymax,s,ss,sumc,sumcy,sums,sumsh,
      sumsy,swtau,var,wtau,xave,xdif,xmax,xmin,yy;
double arg,wtemp,*wi,*wpi,*wpr,*wr;

wi=dvector(1,n);
wpi=dvector(1,n);
wpr=dvector(1,n);
wr=dvector(1,n);
*nout=0.5*ofac*hifac*n;
if (*nout > np) nrerror("output arrays too short in period");
avevar(y,n,&ave,&var);           Get mean and variance of the input data.
if (var == 0.0) nrerror("zero variance in period");
xmax=xmin=x[1];               Go through data to get the range of abscis-
for (j=1;j<=n;j++) {          sas.
    if (x[j] > xmax) xmax=x[j];
    if (x[j] < xmin) xmin=x[j];
}
xdif=xmax-xmin;
xave=0.5*(xmax+xmin);
pymax=0.0;
pnow=1.0/(xdif*ofac);         Starting frequency.
for (j=1;j<=n;j++) {         Initialize values for the trigonometric recur-
    arg=TWOPIID*((x[j]-xave)*pnow);
    wpr[j] = -2.0*SQR(sin(0.5*arg));   rrences at each data point. The recur-
    wpi[j]=sin(arg);               rrences are done in double precision.
    wr[j]=cos(arg);
    wi[j]=wpi[j];
}
for (i=1;i<=(*nout);i++) {   Main loop over the frequencies to be evalu-
    px[i]=pnow;               ated.
    sumsh=sumc=0.0;           First, loop over the data to get  $\tau$  and related
    for (j=1;j<=n;j++) {     quantities.
        c=wr[j];
        s=wi[j];
        sumsh += s*c;
        sumc += (c-s)*(c+s);
    }
    wtau=0.5*atan2(2.0*sumsh,sumc);
    swtau=sin(wtau);
    cwtau=cos(wtau);
    sums=sumc+sumsy=sumcy=0.0;
    for (j=1;j<=n;j++) {     Then, loop over the data again to get the
        s=wi[j];               periodogram value.
        c=wr[j];
        ss=s*cwtau-c*swtau;
        cc=c*cwtau+s*swtau;
        sums += ss*ss;
        sumc += cc*cc;
        yy=y[j]-ave;
        sumsy += yy*ss;
        sumcy += yy*cc;
        wr[j]=((wtemp=wr[j])*wpr[j]-wi[j]*wpi[j])+wr[j];
        wi[j]=(wi[j]*wpr[j]+wtemp*wpi[j])+wi[j];
    }
}
py[i]=0.5*(sumcy*sumcy/sumc+sumsy*sumsy/sums)/var;
}
```

Sample page from NUMERICAL RECIPES IN C: THE ART OF SCIENTIFIC COMPUTING (ISBN 0-521-43108-5)  
 Copyright (C) 1988-1992 by Cambridge University Press. Programs Copyright (C) 1988-1992 by Numerical Recipes Software.  
 Permission is granted for internet users to make one paper copy for their own personal use. Further reproduction, or any copying of machine-  
 readable files (including this one), to any server computer, is strictly prohibited. To order Numerical Recipes books or CDROMs, visit website  
<http://www.nr.com> or call 1-800-872-7423 (North America only), or send email to [directcustserv@cambridge.org](mailto:directcustserv@cambridge.org) (outside North America).

```

    if (py[i] >= pymax) pymax=py[(*jmax=i)];
    pnow += 1.0/(ofac*xdif);           The next frequency.
}
expy=exp(-pymax);                   Evaluate statistical significance of the max-
effm=2.0*(nout)/ofac;                imum.
*prob=effm*expy;
if (*prob > 0.01) *prob=1.0-pow(1.0-expy, effm);
free_dvector(wr,1,n);
free_dvector(wpr,1,n);
free_dvector(wpi,1,n);
free_dvector(wi,1,n);
}

```

### Fast Computation of the Lomb Periodogram

We here show how equations (13.8.4) and (13.8.5) can be calculated — approximately, but to any desired precision — with an operation count only of order  $N_P \log N_P$ . The method uses the FFT, but it is in no sense an FFT periodogram of the data. It is an actual evaluation of equations (13.8.4) and (13.8.5), the Lomb normalized periodogram, with exactly that method’s strengths and weaknesses. This fast algorithm, due to Press and Rybicki [6], makes feasible the application of the Lomb method to data sets at least as large as  $10^6$  points; it is already faster than straightforward evaluation of equations (13.8.4) and (13.8.5) for data sets as small as 60 or 100 points.

Notice that the trigonometric sums that occur in equations (13.8.5) and (13.8.4) can be reduced to four simpler sums. If we define

$$S_h \equiv \sum_{j=1}^N (h_j - \bar{h}) \sin(\omega t_j) \quad C_h \equiv \sum_{j=1}^N (h_j - \bar{h}) \cos(\omega t_j) \quad (13.8.10)$$

and

$$S_2 \equiv \sum_{j=1}^N \sin(2\omega t_j) \quad C_2 \equiv \sum_{j=1}^N \cos(2\omega t_j) \quad (13.8.11)$$

then

$$\begin{aligned}
 \sum_{j=1}^N (h_j - \bar{h}) \cos \omega(t_j - \tau) &= C_h \cos \omega\tau + S_h \sin \omega\tau \\
 \sum_{j=1}^N (h_j - \bar{h}) \sin \omega(t_j - \tau) &= S_h \cos \omega\tau - C_h \sin \omega\tau \\
 \sum_{j=1}^N \cos^2 \omega(t_j - \tau) &= \frac{N}{2} + \frac{1}{2}C_2 \cos(2\omega\tau) + \frac{1}{2}S_2 \sin(2\omega\tau) \\
 \sum_{j=1}^N \sin^2 \omega(t_j - \tau) &= \frac{N}{2} - \frac{1}{2}C_2 \cos(2\omega\tau) - \frac{1}{2}S_2 \sin(2\omega\tau)
 \end{aligned} \quad (13.8.12)$$

Now notice that if the  $t_j$ s were evenly spaced, then the four quantities  $S_h$ ,  $C_h$ ,  $S_2$ , and  $C_2$  could be evaluated by two complex FFTs, and the results could then be substituted back through equation (13.8.12) to evaluate equations (13.8.5) and (13.8.4). The problem is therefore only to evaluate equations (13.8.10) and (13.8.11) for unevenly spaced data.

Interpolation, or rather reverse interpolation — we will here call it *extirpation* — provides the key. Interpolation, as classically understood, uses several function values on a regular mesh to construct an accurate approximation at an arbitrary point. Extirpation, just the opposite, *replaces* a function value at an arbitrary point by several function values on a regular mesh, doing this in such a way that sums over the mesh are an accurate approximation to sums over the original arbitrary point.

It is not hard to see that the weight functions for extirpation are identical to those for interpolation. Suppose that the function  $h(t)$  to be extirpated is known only at the discrete

Sample page from NUMERICAL RECIPES IN C: THE ART OF SCIENTIFIC COMPUTING (ISBN 0-521-43108-5)  
 Copyright (C) 1988-1992 by Cambridge University Press. Programs Copyright (C) 1988-1992 by Numerical Recipes Software.  
 Permission is granted for internet users to make one paper copy for their own personal use. Further reproduction, or any copying of machine-readable files (including this one), to any server computer, is strictly prohibited. To order Numerical Recipes books or CDROMs, visit website <http://www.nr.com> or call 1-800-872-7423 (North America only), or send email to [directcustserv@cambridge.org](mailto:directcustserv@cambridge.org) (outside North America).

(unevenly spaced) points  $h(t_i) \equiv h_i$ , and that the function  $g(t)$  (which will be, e.g.,  $\cos \omega t$ ) can be evaluated anywhere. Let  $\hat{t}_k$  be a sequence of evenly spaced points on a regular mesh. Then Lagrange interpolation (§3.1) gives an approximation of the form

$$g(t) \approx \sum_k w_k(t) g(\hat{t}_k) \quad (13.8.13)$$

where  $w_k(t)$  are interpolation weights. Now let us evaluate a sum of interest by the following scheme:

$$\sum_{j=1}^N h_j g(t_j) \approx \sum_{j=1}^N h_j \left[ \sum_k w_k(t_j) g(\hat{t}_k) \right] = \sum_k \left[ \sum_{j=1}^N h_j w_k(t_j) \right] g(\hat{t}_k) \equiv \sum_k \hat{h}_k g(\hat{t}_k) \quad (13.8.14)$$

Here  $\hat{h}_k \equiv \sum_j h_j w_k(t_j)$ . Notice that equation (13.8.14) replaces the original sum by one on the regular mesh. Notice also that the accuracy of equation (13.8.13) depends only on the fineness of the mesh with respect to the function  $g$  and has nothing to do with the spacing of the points  $t_j$  or the function  $h$ ; therefore the accuracy of equation (13.8.14) also has this property.

The general outline of the fast evaluation method is therefore this: (i) Choose a mesh size large enough to accommodate some desired oversampling factor, and large enough to have several extirpolation points per half-wavelength of the highest frequency of interest. (ii) Extirpolate the values  $h_i$  onto the mesh and take the FFT; this gives  $S_h$  and  $C_h$  in equation (13.8.10). (iii) Extirpolate the constant values 1 onto another mesh, and take its FFT; this, with some manipulation, gives  $S_2$  and  $C_2$  in equation (13.8.11). (iv) Evaluate equations (13.8.12), (13.8.5), and (13.8.4), in that order.

There are several other tricks involved in implementing this algorithm efficiently. You can figure most out from the code, but we will mention the following points: (a) A nice way to get transform values at frequencies  $2\omega$  instead of  $\omega$  is to stretch the time-domain data by a factor 2, and then wrap it to double-cover the original length. (This trick goes back to Tukey.) In the program, this appears as a modulo function. (b) Trigonometric identities are used to get from the left-hand side of equation (13.8.5) to the various needed trigonometric functions of  $\omega\tau$ . C identifiers like (e.g.) `cwt` and `hs2wt` represent quantities like (e.g.)  $\cos \omega\tau$  and  $\frac{1}{2} \sin(2\omega\tau)$ . (c) The function `spread` does extirpolation onto the  $M$  most nearly centered mesh points around an arbitrary point; its turgid code evaluates coefficients of the Lagrange interpolating polynomials, in an efficient manner.

```
#include <math.h>
#include "nrutil.h"
#define MOD(a,b) while(a >= b) a -= b;      Positive numbers only.
#define MACC 4                             Number of interpolation points per 1/4
                                           cycle of highest frequency.
void fasper(float x[], float y[], unsigned long n, float ofac, float hifac,
            float wk1[], float wk2[], unsigned long nwk, unsigned long *nout,
            unsigned long *jmax, float *prob)
Given n data points with abscissas x[1..n] (which need not be equally spaced) and ordinates
y[1..n], and given a desired oversampling factor ofac (a typical value being 4 or larger), this
routine fills array wk1[1..nwk] with a sequence of nout increasing frequencies (not angular
frequencies) up to hifac times the "average" Nyquist frequency, and fills array wk2[1..nwk]
with the values of the Lomb normalized periodogram at those frequencies. The arrays x and
y are not altered. nwk, the dimension of wk1 and wk2, must be large enough for intermediate
work space, or an error results. The routine also returns jmax such that wk2[jmax] is the
maximum element in wk2, and prob, an estimate of the significance of that maximum against
the hypothesis of random noise. A small value of prob indicates that a significant periodic
signal is present.
{
    void avevar(float data[], unsigned long n, float *ave, float *var);
    void realft(float data[], unsigned long n, int isign);
    void spread(float y, float yy[], unsigned long n, float x, int m);
    unsigned long j,k,ndim,nfreq,nfreqt;
    float ave,ck,ckk,cterm,cwt,den,df,effm,expy,fac,fndim,hc2wt;
    float hs2wt,hypo,pmax,sterm,swt,var,xdif,xmax,xmin;
```

```

*nout=0.5*ofac*hifac*n;
nfreqt=ofac*hifac*n*MACC;           Size the FFT as next power of 2 above
nfreq=64;                           nfreqt.
while (nfreq < nfreqt) nfreq <<= 1;
ndim=nfreq << 1;
if (ndim > nwk) nrerror("workspaces too small in fasper");
avevar(y,n,&ave,&var);               Compute the mean, variance, and range
if (var == 0.0) nrerror("zero variance in fasper");   of the data.
xmin=x[1];
xmax=xmin;
for (j=2;j<=n;j++) {
    if (x[j] < xmin) xmin=x[j];
    if (x[j] > xmax) xmax=x[j];
}
xdif=xmax-xmin;
for (j=1;j<=ndim;j++) wk1[j]=wk2[j]=0.0; Zero the workspaces.
fac=ndim/(xdif*ofac);
fndim=ndim;
for (j=1;j<=n;j++) {               Extirpolate the data into the workspaces.
    ck=(x[j]-xmin)*fac;
    MOD(ck,fndim)
    ckk=2.0*(ckk+);
    MOD(ckk,fndim)
    ++ckk;
    spread(y[j]-ave,wk1,ndim,ck,MACC);
    spread(1.0,wk2,ndim,ckk,MACC);
}
realft(wk1,ndim,1);                Take the Fast Fourier Transforms.
realft(wk2,ndim,1);
df=1.0/(xdif*ofac);
pmax = -1.0;
for (k=3,j=1;j<=(*nout);j++,k+=2) { Compute the Lomb value for each fre-
    hypo=sqrt(wk2[k]*wk2[k]+wk2[k+1]*wk2[k+1]);   quency.
    hc2wt=0.5*wk2[k]/hypo;
    hs2wt=0.5*wk2[k+1]/hypo;
    cwt=sqrt(0.5+hc2wt);
    swt=SIGN(sqrt(0.5-hc2wt),hs2wt);
    den=0.5*n+hc2wt*wk2[k]+hs2wt*wk2[k+1];
    cterm=SQR(cwt*wk1[k]+swt*wk1[k+1])/den;
    sterm=SQR(cwt*wk1[k+1]-swt*wk1[k])/(n-den);
    wk1[j]=j*df;
    wk2[j]=(cterm+sterm)/(2.0*var);
    if (wk2[j] > pmax) pmax=wk2[(*jmax=j)];
}
expy=exp(-pmax);                   Estimate significance of largest peak value.
effm=2.0>(*nout)/ofac;
*prob=effm*expy;
if (*prob > 0.01) *prob=1.0-pow(1.0-expy,effm);
}

#include "nrutil.h"

void spread(float y, float yy[], unsigned long n, float x, int m)
Given an array yy[1..n], extirpolate (spread) a value y into m actual array elements that best
approximate the "fictional" (i.e., possibly noninteger) array element number x. The weights
used are coefficients of the Lagrange interpolating polynomial.
{
    int ihi,ilo,ix,j,nden;
    static long nfac[11]={0,1,1,2,6,24,120,720,5040,40320,362880};
    float fac;

    if (m > 10) nrerror("factorial table too small in spread");

```

Sample page from NUMERICAL RECIPES IN C: THE ART OF SCIENTIFIC COMPUTING (ISBN 0-521-43108-5)  
 Copyright (C) 1988-1992 by Cambridge University Press. Programs Copyright (C) 1988-1992 by Numerical Recipes Software.  
 Permission is granted for internet users to make one paper copy for their own personal use. Further reproduction, or any copying of machine-  
 readable files (including this one), to any server computer, is strictly prohibited. To order Numerical Recipes books or CDROMs, visit website  
<http://www.nr.com> or call 1-800-872-7423 (North America only), or send email to [directcustserv@cambridge.org](mailto:directcustserv@cambridge.org) (outside North America).

```

ix=(int)x;
if (x == (float)ix) yy[ix] += y;
else {
  ilo=LMIN(LMAX((long)(x-0.5*m+1.0),1),n-m+1);
  ihi=ilo+m-1;
  nden=nfac[m];
  fac=x-ilo;
  for (j=ilo+1;j<=ihi;j++) fac *= (x-j);
  yy[ihi] += y*fac/(nden*(x-ihi));
  for (j=ihi-1;j>=ilo;j--) {
    nden=(nden/(j+1-ilo))*(j-ihi);
    yy[j] += y*fac/(nden*(x-j));
  }
}
}

```

## CITED REFERENCES AND FURTHER READING:

- Lomb, N.R. 1976, *Astrophysics and Space Science*, vol. 39, pp. 447–462. [1]  
 Barning, F.J.M. 1963, *Bulletin of the Astronomical Institutes of the Netherlands*, vol. 17, pp. 22–28. [2]  
 Vaniček, P. 1971, *Astrophysics and Space Science*, vol. 12, pp. 10–33. [3]  
 Scargle, J.D. 1982, *Astrophysical Journal*, vol. 263, pp. 835–853. [4]  
 Horne, J.H., and Baliunas, S.L. 1986, *Astrophysical Journal*, vol. 302, pp. 757–763. [5]  
 Press, W.H. and Rybicki, G.B. 1989, *Astrophysical Journal*, vol. 338, pp. 277–280. [6]

## 13.9 Computing Fourier Integrals Using the FFT

Not uncommonly, one wants to calculate accurate numerical values for integrals of the form

$$I = \int_a^b e^{i\omega t} h(t) dt, \quad (13.9.1)$$

or the equivalent real and imaginary parts

$$I_c = \int_a^b \cos(\omega t) h(t) dt \quad I_s = \int_a^b \sin(\omega t) h(t) dt, \quad (13.9.2)$$

and one wants to evaluate this integral for many different values of  $\omega$ . In cases of interest,  $h(t)$  is often a smooth function, but it is not necessarily periodic in  $[a, b]$ , nor does it necessarily go to zero at  $a$  or  $b$ . While it seems intuitively obvious that the *force majeure* of the FFT ought to be applicable to this problem, doing so turns out to be a surprisingly subtle matter, as we will now see.

Let us first approach the problem naively, to see where the difficulty lies. Divide the interval  $[a, b]$  into  $M$  subintervals, where  $M$  is a large integer, and define

$$\Delta \equiv \frac{b-a}{M}, \quad t_j \equiv a + j\Delta, \quad h_j \equiv h(t_j), \quad j = 0, \dots, M \quad (13.9.3)$$

Notice that  $h_0 = h(a)$  and  $h_M = h(b)$ , and that there are  $M + 1$  values  $h_j$ . We can approximate the integral  $I$  by a sum,

$$I \approx \Delta \sum_{j=0}^{M-1} h_j \exp(i\omega t_j) \quad (13.9.4)$$

```

ix=(int)x;
if (x == (float)ix) yy[ix] += y;
else {
  ilo=LMIN(LMAX((long)(x-0.5*m+1.0),1),n-m+1);
  ihi=ilo+m-1;
  nden=nfac[m];
  fac=x-ilo;
  for (j=ilo+1;j<=ihi;j++) fac *= (x-j);
  yy[ihi] += y*fac/(nden*(x-ihi));
  for (j=ihi-1;j>=ilo;j--) {
    nden=(nden/(j+1-ilo))*(j-ihi);
    yy[j] += y*fac/(nden*(x-j));
  }
}
}

```

## CITED REFERENCES AND FURTHER READING:

- Lomb, N.R. 1976, *Astrophysics and Space Science*, vol. 39, pp. 447–462. [1]  
 Barning, F.J.M. 1963, *Bulletin of the Astronomical Institutes of the Netherlands*, vol. 17, pp. 22–28. [2]  
 Vaniček, P. 1971, *Astrophysics and Space Science*, vol. 12, pp. 10–33. [3]  
 Scargle, J.D. 1982, *Astrophysical Journal*, vol. 263, pp. 835–853. [4]  
 Horne, J.H., and Baliunas, S.L. 1986, *Astrophysical Journal*, vol. 302, pp. 757–763. [5]  
 Press, W.H. and Rybicki, G.B. 1989, *Astrophysical Journal*, vol. 338, pp. 277–280. [6]

## 13.9 Computing Fourier Integrals Using the FFT

Not uncommonly, one wants to calculate accurate numerical values for integrals of the form

$$I = \int_a^b e^{i\omega t} h(t) dt, \quad (13.9.1)$$

or the equivalent real and imaginary parts

$$I_c = \int_a^b \cos(\omega t) h(t) dt \quad I_s = \int_a^b \sin(\omega t) h(t) dt, \quad (13.9.2)$$

and one wants to evaluate this integral for many different values of  $\omega$ . In cases of interest,  $h(t)$  is often a smooth function, but it is not necessarily periodic in  $[a, b]$ , nor does it necessarily go to zero at  $a$  or  $b$ . While it seems intuitively obvious that the *force majeure* of the FFT ought to be applicable to this problem, doing so turns out to be a surprisingly subtle matter, as we will now see.

Let us first approach the problem naively, to see where the difficulty lies. Divide the interval  $[a, b]$  into  $M$  subintervals, where  $M$  is a large integer, and define

$$\Delta \equiv \frac{b-a}{M}, \quad t_j \equiv a + j\Delta, \quad h_j \equiv h(t_j), \quad j = 0, \dots, M \quad (13.9.3)$$

Notice that  $h_0 = h(a)$  and  $h_M = h(b)$ , and that there are  $M + 1$  values  $h_j$ . We can approximate the integral  $I$  by a sum,

$$I \approx \Delta \sum_{j=0}^{M-1} h_j \exp(i\omega t_j) \quad (13.9.4)$$

which is at any rate first-order accurate. (If we centered the  $h_j$ 's and the  $t_j$ 's in the intervals, we could be accurate to second order.) Now for certain values of  $\omega$  and  $M$ , the sum in equation (13.9.4) can be made into a discrete Fourier transform, or DFT, and evaluated by the fast Fourier transform (FFT) algorithm. In particular, we can choose  $M$  to be an integer power of 2, and define a set of special  $\omega$ 's by

$$\omega_m \Delta \equiv \frac{2\pi m}{M} \quad (13.9.5)$$

where  $m$  has the values  $m = 0, 1, \dots, M/2 - 1$ . Then equation (13.9.4) becomes

$$I(\omega_m) \approx \Delta e^{i\omega_m a} \sum_{j=0}^{M-1} h_j e^{2\pi i m j / M} = \Delta e^{i\omega_m a} [\text{DFT}(h_0 \dots h_{M-1})]_m \quad (13.9.6)$$

Equation (13.9.6), while simple and clear, is emphatically *not recommended* for use: It is likely to give wrong answers!

The problem lies in the oscillatory nature of the integral (13.9.1). If  $h(t)$  is at all smooth, and if  $\omega$  is large enough to imply several cycles in the interval  $[a, b]$  — in fact,  $\omega_m$  in equation (13.9.5) gives exactly  $m$  cycles — then the value of  $I$  is typically very small, so small that it is easily swamped by first-order, or even (with centered values) second-order, truncation error. Furthermore, the characteristic “small parameter” that occurs in the error term is not  $\Delta/(b-a) = 1/M$ , as it would be if the integrand were not oscillatory, but  $\omega\Delta$ , which can be as large as  $\pi$  for  $\omega$ 's within the Nyquist interval of the DFT (cf. equation 13.9.5). The result is that equation (13.9.6) becomes systematically inaccurate as  $\omega$  increases.

It is a sobering exercise to implement equation (13.9.6) for an integral that can be done analytically, and to see just how bad it is. We recommend that you try it.

Let us therefore turn to a more sophisticated treatment. Given the sampled points  $h_j$ , we can approximate the function  $h(t)$  everywhere in the interval  $[a, b]$  by interpolation on nearby  $h_j$ 's. The simplest case is linear interpolation, using the two nearest  $h_j$ 's, one to the left and one to the right. A higher-order interpolation, e.g., would be cubic interpolation, using two points to the left and two to the right — except in the first and last subintervals, where we must interpolate with three  $h_j$ 's on one side, one on the other.

The formulas for such interpolation schemes are (piecewise) polynomial in the independent variable  $t$ , but with coefficients that are of course linear in the function values  $h_j$ . Although one does not usually think of it in this way, interpolation can be viewed as approximating a function by a sum of kernel functions (which depend only on the interpolation scheme) times sample values (which depend only on the function). Let us write

$$h(t) \approx \sum_{j=0}^M h_j \psi\left(\frac{t-t_j}{\Delta}\right) + \sum_{j=\text{endpoints}} h_j \varphi_j\left(\frac{t-t_j}{\Delta}\right) \quad (13.9.7)$$

Here  $\psi(s)$  is the kernel function of an interior point: It is zero for  $s$  sufficiently negative or sufficiently positive, and becomes nonzero only when  $s$  is in the range where the  $h_j$  multiplying it is actually used in the interpolation. We always have  $\psi(0) = 1$  and  $\psi(m) = 0$ ,  $m = \pm 1, \pm 2, \dots$ , since interpolation right on a sample point should give the sampled function value. For linear interpolation  $\psi(s)$  is piecewise linear, rises from 0 to 1 for  $s$  in  $(-1, 0)$ , and falls back to 0 for  $s$  in  $(0, 1)$ . For higher-order interpolation,  $\psi(s)$  is made up piecewise of segments of Lagrange interpolation polynomials. It has discontinuous derivatives at integer values of  $s$ , where the pieces join, because the set of points used in the interpolation changes discretely.

As already remarked, the subintervals closest to  $a$  and  $b$  require different (noncentered) interpolation formulas. This is reflected in equation (13.9.7) by the second sum, with the special endpoint kernels  $\varphi_j(s)$ . Actually, for reasons that will become clearer below, we have included *all* the points in the *first* sum (with kernel  $\psi$ ), so the  $\varphi_j$ 's are actually differences between true endpoint kernels and the interior kernel  $\psi$ . It is a tedious, but straightforward, exercise to write down all the  $\varphi_j(s)$ 's for any particular order of interpolation, each one consisting of differences of Lagrange interpolating polynomials spliced together piecewise.

Now apply the integral operator  $\int_a^b dt \exp(i\omega t)$  to both sides of equation (13.9.7), interchange the sums and integral, and make the changes of variable  $s = (t - t_j)/\Delta$  in the



first sum,  $s = (t - a)/\Delta$  in the second sum. The result is

$$I \approx \Delta e^{i\omega a} \left[ W(\theta) \sum_{j=0}^M h_j e^{ij\theta} + \sum_{j=\text{endpoints}} h_j \alpha_j(\theta) \right] \quad (13.9.8)$$

Here  $\theta \equiv \omega\Delta$ , and the functions  $W(\theta)$  and  $\alpha_j(\theta)$  are defined by

$$W(\theta) \equiv \int_{-\infty}^{\infty} ds e^{i\theta s} \psi(s) \quad (13.9.9)$$

$$\alpha_j(\theta) \equiv \int_{-\infty}^{\infty} ds e^{i\theta s} \varphi_j(s - j) \quad (13.9.10)$$

The key point is that equations (13.9.9) and (13.9.10) can be evaluated, analytically, once and for all, for any given interpolation scheme. Then equation (13.9.8) is an algorithm for applying “endpoint corrections” to a sum which (as we will see) can be done using the FFT, giving a result with high-order accuracy.

We will consider only interpolations that are left-right symmetric. Then symmetry implies

$$\varphi_{M-j}(s) = \varphi_j(-s) \quad \alpha_{M-j}(\theta) = e^{i\theta M} \alpha_j^*(\theta) = e^{i\omega(b-a)} \alpha_j^*(\theta) \quad (13.9.11)$$

where \* denotes complex conjugation. Also,  $\psi(s) = \psi(-s)$  implies that  $W(\theta)$  is real.

Turn now to the first sum in equation (13.9.8), which we want to do by FFT methods. To do so, choose some  $N$  that is an integer power of 2 with  $N \geq M + 1$ . (Note that  $M$  need not be a power of two, so  $M = N - 1$  is allowed.) If  $N > M + 1$ , define  $h_j \equiv 0$ ,  $M + 1 < j \leq N - 1$ , i.e., “zero pad” the array of  $h_j$ 's so that  $j$  takes on the range  $0 \leq j \leq N - 1$ . Then the sum can be done as a DFT for the special values  $\omega = \omega_n$  given by

$$\omega_n \Delta \equiv \frac{2\pi n}{N} \equiv \theta \quad n = 0, 1, \dots, \frac{N}{2} - 1 \quad (13.9.12)$$

For fixed  $M$ , the larger  $N$  is chosen, the finer the sampling in frequency space. The value  $M$ , on the other hand, determines the *highest* frequency sampled, since  $\Delta$  decreases with increasing  $M$  (equation 13.9.3), and the largest value of  $\omega\Delta$  is always just under  $\pi$  (equation 13.9.12). In general it is advantageous to oversample by *at least* a factor of 4, i.e.,  $N > 4M$  (see below). We can now rewrite equation (13.9.8) in its final form as

$$\begin{aligned} I(\omega_n) = \Delta e^{i\omega_n a} \left\{ W(\theta) [\text{DFT}(h_0 \dots h_{N-1})]_n \right. \\ + \alpha_0(\theta) h_0 + \alpha_1(\theta) h_1 + \alpha_2(\theta) h_2 + \alpha_3(\theta) h_3 + \dots \\ \left. + e^{i\omega(b-a)} \left[ \alpha_0^*(\theta) h_M + \alpha_1^*(\theta) h_{M-1} + \alpha_2^*(\theta) h_{M-2} + \alpha_3^*(\theta) h_{M-3} + \dots \right] \right\} \end{aligned} \quad (13.9.13)$$

For cubic (or lower) polynomial interpolation, at most the terms explicitly shown above are nonzero; the ellipses (...) can therefore be ignored, and we need explicit forms only for the functions  $W, \alpha_0, \alpha_1, \alpha_2, \alpha_3$ , calculated with equations (13.9.9) and (13.9.10). We have worked these out for you, in the trapezoidal (second-order) and cubic (fourth-order) cases. Here are the results, along with the first few terms of their power series expansions for small  $\theta$ :

**Trapezoidal order:**

$$\begin{aligned} W(\theta) &= \frac{2(1 - \cos \theta)}{\theta^2} \approx 1 - \frac{1}{12}\theta^2 + \frac{1}{360}\theta^4 - \frac{1}{20160}\theta^6 \\ \alpha_0(\theta) &= -\frac{(1 - \cos \theta)}{\theta^2} + i \frac{(\theta - \sin \theta)}{\theta^2} \\ &\approx -\frac{1}{2} + \frac{1}{24}\theta^2 - \frac{1}{720}\theta^4 + \frac{1}{40320}\theta^6 + i\theta \left( \frac{1}{6} - \frac{1}{120}\theta^2 + \frac{1}{5040}\theta^4 - \frac{1}{362880}\theta^6 \right) \\ \alpha_1 &= \alpha_2 = \alpha_3 = 0 \end{aligned}$$

**Cubic order:**

$$W(\theta) = \left( \frac{6 + \theta^2}{3\theta^4} \right) (3 - 4 \cos \theta + \cos 2\theta) \approx 1 - \frac{11}{720} \theta^4 + \frac{23}{15120} \theta^6$$

$$\alpha_0(\theta) = \frac{(-42 + 5\theta^2) + (6 + \theta^2)(8 \cos \theta - \cos 2\theta)}{6\theta^4} + i \frac{(-12\theta + 6\theta^3) + (6 + \theta^2) \sin 2\theta}{6\theta^4}$$

$$\approx -\frac{2}{3} + \frac{1}{45} \theta^2 + \frac{103}{15120} \theta^4 - \frac{169}{226800} \theta^6 + i\theta \left( \frac{2}{45} + \frac{2}{105} \theta^2 - \frac{8}{2835} \theta^4 + \frac{86}{467775} \theta^6 \right)$$

$$\alpha_1(\theta) = \frac{14(3 - \theta^2) - 7(6 + \theta^2) \cos \theta}{6\theta^4} + i \frac{30\theta - 5(6 + \theta^2) \sin \theta}{6\theta^4}$$

$$\approx \frac{7}{24} - \frac{7}{180} \theta^2 + \frac{5}{3456} \theta^4 - \frac{7}{259200} \theta^6 + i\theta \left( \frac{7}{72} - \frac{1}{168} \theta^2 + \frac{11}{72576} \theta^4 - \frac{13}{5987520} \theta^6 \right)$$

$$\alpha_2(\theta) = \frac{-4(3 - \theta^2) + 2(6 + \theta^2) \cos \theta}{3\theta^4} + i \frac{-12\theta + 2(6 + \theta^2) \sin \theta}{3\theta^4}$$

$$\approx -\frac{1}{6} + \frac{1}{45} \theta^2 - \frac{5}{6048} \theta^4 + \frac{1}{64800} \theta^6 + i\theta \left( -\frac{7}{90} + \frac{1}{210} \theta^2 - \frac{11}{90720} \theta^4 + \frac{13}{7484400} \theta^6 \right)$$

$$\alpha_3(\theta) = \frac{2(3 - \theta^2) - (6 + \theta^2) \cos \theta}{6\theta^4} + i \frac{6\theta - (6 + \theta^2) \sin \theta}{6\theta^4}$$

$$\approx \frac{1}{24} - \frac{1}{180} \theta^2 + \frac{5}{24192} \theta^4 - \frac{1}{259200} \theta^6 + i\theta \left( \frac{7}{360} - \frac{1}{840} \theta^2 + \frac{11}{362880} \theta^4 - \frac{13}{29937600} \theta^6 \right)$$

The program `dftcor`, below, implements the endpoint corrections for the cubic case. Given input values of  $\omega$ ,  $\Delta$ ,  $a$ ,  $b$ , and an array with the eight values  $h_0, \dots, h_3, h_{M-3}, \dots, h_M$ , it returns the real and imaginary parts of the endpoint corrections in equation (13.9.13), and the factor  $W(\theta)$ . The code is turgid, but only because the formulas above are complicated. The formulas have cancellations to high powers of  $\theta$ . It is therefore necessary to compute the right-hand sides in double precision, even when the corrections are desired only to single precision. It is also necessary to use the series expansion for small values of  $\theta$ . The optimal cross-over value of  $\theta$  depends on your machine's wordlength, but you can always find it experimentally as the largest value where the two methods give identical results to machine precision.

```
#include <math.h>

void dftcor(float w, float delta, float a, float b, float endpts[],
            float *corre, float *corim, float *corfac)
For an integral approximated by a discrete Fourier transform, this routine computes the correction factor that multiplies the DFT and the endpoint correction to be added. Input is the angular frequency w, stepsize delta, lower and upper limits of the integral a and b, while the array endpts contains the first 4 and last 4 function values. The correction factor W(theta) is returned as corfac, while the real and imaginary parts of the endpoint correction are returned as corre and corim.
{
    void nrerror(char error_text[]);
    float a0i,a0r,a1i,a1r,a2i,a2r,a3i,a3r,arg,c,cl,cr,s,sl,sr,t;
    float t2,t4,t6;
    double cth,ctth,spth2,sth,sth4i,stth,th,th2,th4,tmth2,tth4i;

    th=w*delta;
    if (a >= b || th < 0.0e0 || th > 3.1416e0) nrerror("bad arguments to dftcor");
    if (fabs(th) < 5.0e-2) {          Use series.
        t=th;
        t2=t*t;
        t4=t2*t2;
        t6=t4*t2;

```

```

*corfac=1.0-(11.0/720.0)*t4+(23.0/15120.0)*t6;
a0r=(-2.0/3.0)+t2/45.0+(103.0/15120.0)*t4-(169.0/226800.0)*t6;
a1r=(7.0/24.0)-(7.0/180.0)*t2+(5.0/3456.0)*t4-(7.0/259200.0)*t6;
a2r=(-1.0/6.0)+t2/45.0-(5.0/6048.0)*t4+t6/64800.0;
a3r=(1.0/24.0)-t2/180.0+(5.0/24192.0)*t4-t6/259200.0;
a0i=t*(2.0/45.0+(2.0/105.0)*t2-(8.0/2835.0)*t4+(86.0/467775.0)*t6);
a1i=t*(7.0/72.0-t2/168.0+(11.0/72576.0)*t4-(13.0/5987520.0)*t6);
a2i=t*(-7.0/90.0+t2/210.0-(11.0/90720.0)*t4+(13.0/7484400.0)*t6);
a3i=t*(7.0/360.0-t2/840.0+(11.0/362880.0)*t4-(13.0/29937600.0)*t6);
} else {
    Use trigonometric formulas in double precision.
    cth=cos(th);
    sth=sin(th);
    ctth=cth*cth-sth*sth;
    stth=2.0e0*sth*cth;
    th2=th*th;
    th4=th2*th2;
    tmth2=3.0e0-th2;
    sph2=6.0e0+th2;
    sth4i=1.0/(6.0e0*th4);
    tth4i=2.0e0*sth4i;
    *corfac=tth4i*sph2*(3.0e0-4.0e0*cth+ctth);
    a0r=sth4i*(-42.0e0+5.0e0*th2+sph2*(8.0e0*cth-ctth));
    a0i=sth4i*(th*(-12.0e0+6.0e0*th2)+sph2*stth);
    a1r=sth4i*(14.0e0*tmth2-7.0e0*sph2*sth);
    a1i=sth4i*(30.0e0*th-5.0e0*sph2*sth);
    a2r=tth4i*(-4.0e0*tmth2+2.0e0*sph2*cth);
    a2i=tth4i*(-12.0e0*th+2.0e0*sph2*sth);
    a3r=sth4i*(2.0e0*tmth2-sph2*cth);
    a3i=sth4i*(6.0e0*th-sph2*sth);
}
cl=a0r*endpts[1]+a1r*endpts[2]+a2r*endpts[3]+a3r*endpts[4];
sl=a0i*endpts[1]+a1i*endpts[2]+a2i*endpts[3]+a3i*endpts[4];
cr=a0r*endpts[8]+a1r*endpts[7]+a2r*endpts[6]+a3r*endpts[5];
sr = -a0i*endpts[8]-a1i*endpts[7]-a2i*endpts[6]-a3i*endpts[5];
arg=w*(b-a);
c=cos(arg);
s=sin(arg);
*corre=cl+c*cr-s*sr;
*corim=sl+s*cr+c*sr;
}

```

Since the use of `dftcor` can be confusing, we also give an illustrative program `dftint` which uses `dftcor` to compute equation (13.9.1) for general  $a, b, \omega$ , and  $h(t)$ . Several points within this program bear mentioning: The parameters  $M$  and  $NDFT$  correspond to  $M$  and  $N$  in the above discussion. On successive calls, we recompute the Fourier transform only if  $a$  or  $b$  or  $h(t)$  has changed.

Since `dftint` is designed to work for any value of  $\omega$  satisfying  $\omega\Delta < \pi$ , not just the special values returned by the DFT (equation 13.9.12), we do polynomial interpolation of degree `MPOL` on the DFT spectrum. You should be warned that a large factor of oversampling ( $N \gg M$ ) is required for this interpolation to be accurate. After interpolation, we add the endpoint corrections from `dftcor`, which can be evaluated for any  $\omega$ .

While `dftcor` is good at what it does, `dftint` is illustrative only. It is not a general purpose program, because it does not adapt its parameters  $M$ ,  $NDFT$ , `MPOL`, or its interpolation scheme, to any particular function  $h(t)$ . You will have to experiment with your own application.

```

#include <math.h>
#include "nrutil.h"
#define M 64
#define NDFT 1024
#define MPOL 6
#define TWOPI (2.0*3.14159265)

```

Sample page from NUMERICAL RECIPES IN C: THE ART OF SCIENTIFIC COMPUTING (ISBN 0-521-43108-5)  
 Copyright (C) 1988-1992 by Cambridge University Press. Programs Copyright (C) 1988-1992 by Numerical Recipes Software.  
 Permission is granted for internet users to make one paper copy for their own personal use. Further reproduction, or any copying of machine-readable files (including this one), to any server computer, is strictly prohibited. To order Numerical Recipes books or CDROMs, visit website <http://www.nr.com> or call 1-800-872-7423 (North America only), or send email to [directcustserv@cambridge.org](mailto:directcustserv@cambridge.org) (outside North America).

The values of  $M$ ,  $NDFT$ , and  $MPOL$  are merely illustrative and should be optimized for your particular application.  $M$  is the number of subintervals,  $NDFT$  is the length of the FFT (a power of 2), and  $MPOL$  is the degree of polynomial interpolation used to obtain the desired frequency from the FFT.

```
void dftint(float (*func)(float), float a, float b, float w, float *cosint,
           float *sinint)
```

Example program illustrating how to use the routine `dftcor`. The user supplies an external function `func` that returns the quantity  $h(t)$ . The routine then returns  $\int_a^b \cos(\omega t)h(t) dt$  as `cosint` and  $\int_a^b \sin(\omega t)h(t) dt$  as `sinint`.

```
{
    void dftcor(float w, float delta, float a, float b, float endpts[],
               float *corre, float *corim, float *corfac);
    void polint(float xa[], float ya[], int n, float x, float *y, float *dy);
    void realft(float data[], unsigned long n, int isign);
    static int init=0;
    int j,nn;
    static float aold = -1.e30,bold = -1.e30,delta,(*funcold)(float);
    static float data[NDFT+1],endpts[9];
    float c,cdft,cerr,corfac,corim,corre,en,s;
    float sdft,serr,*cpol,*spol,*xpol;

    cpol=vector(1,MPOL);
    spol=vector(1,MPOL);
    xpol=vector(1,MPOL);
    if (init != 1 || a != aold || b != bold || func != funcold) {
        Do we need to initialize, or is only  $\omega$  changed?
        init=1;
        aold=a;
        bold=b;
        funcold=func;
        delta=(b-a)/M;
        Load the function values into the data array.
        for (j=1;j<=M+1;j++)
            data[j]=(*func)(a+(j-1)*delta);
        for (j=M+2;j<=NDFT;j++)          Zero pad the rest of the data array.
            data[j]=0.0;
        for (j=1;j<=4;j++) {              Load the endpoints.
            endpts[j]=data[j];
            endpts[j+4]=data[M-3+j];
        }
        realft(data,NDFT,1);
        realft returns the unused value corresponding to  $\omega_{N/2}$  in data[2]. We actually want
        this element to contain the imaginary part corresponding to  $\omega_0$ , which is zero.
        data[2]=0.0;
    }
    Now interpolate on the DFT result for the desired frequency. If the frequency is an  $\omega_n$ ,
    i.e., the quantity en is an integer, then cdft=data[2*en-1], sdft=data[2*en], and you
    could omit the interpolation.
    en=w*delta*NDFT/TWOPI+1.0;
    nn=IMIN(IMAX((int)(en-0.5*MPOL+1.0),1),NDFT/2-MPOL+1); Leftmost point for the
    for (j=1;j<=MPOL;j++,nn++) {          interpolation.
        cpol[j]=data[2*nn-1];
        spol[j]=data[2*nn];
        xpol[j]=nn;
    }
    polint(xpol,cpol,MPOL,en,&cdft,&cerr);
    polint(xpol,spol,MPOL,en,&sdft,&serr);
    dftcor(w,delta,a,b,endpts,&corre,&corim,&corfac);
    cdft *= corfac;
    sdft *= corfac;
    cdft += corre;
    sdft += corim;
    Now get the endpoint correction and the multiplicative factor  $W(\theta)$ .
```

Sample page from NUMERICAL RECIPES IN C: THE ART OF SCIENTIFIC COMPUTING (ISBN 0-521-43108-5)  
 Copyright (C) 1988-1992 by Cambridge University Press. Programs Copyright (C) 1988-1992 by Numerical Recipes Software.  
 Permission is granted for internet users to make one paper copy for their own personal use. Further reproduction, or any copying of machine-readable files (including this one), to any server computer, is strictly prohibited. To order Numerical Recipes books or CDROMs, visit website <http://www.nr.com> or call 1-800-872-7423 (North America only), or send email to [directcustserv@cambridge.org](mailto:directcustserv@cambridge.org) (outside North America).

```

c=delta*cos(w*a);
s=delta*sin(w*a);
*cosint=c*cdft-s*sdf;
*sinint=s*cdft+c*sdf;
free_vector(cpol,1,MPOL);
free_vector(spol,1,MPOL);
free_vector(xpol,1,MPOL);
}

```

Finally multiply by  $\Delta$  and  $\exp(i\omega a)$ .

Sometimes one is interested only in the discrete frequencies  $\omega_m$  of equation (13.9.5), the ones that have integral numbers of periods in the interval  $[a, b]$ . For smooth  $h(t)$ , the value of  $I$  tends to be much smaller in magnitude at these  $\omega$ 's than at values in between, since the integral half-periods tend to cancel precisely. (That is why one must oversample for interpolation to be accurate:  $I(\omega)$  is oscillatory with small magnitude near the  $\omega_m$ 's.) If you want these  $\omega_m$ 's without messy (and possibly inaccurate) interpolation, you have to set  $N$  to a multiple of  $M$  (compare equations 13.9.5 and 13.9.12). In the method implemented above, however,  $N$  must be at least  $M + 1$ , so the smallest such multiple is  $2M$ , resulting in a factor  $\sim 2$  unnecessary computing. Alternatively, one can derive a formula like equation (13.9.13), but with the last sample function  $h_M = h(b)$  omitted from the DFT, but included entirely in the endpoint correction for  $h_M$ . Then one can set  $M = N$  (an integer power of 2) and get the special frequencies of equation (13.9.5) with no additional overhead. The modified formula is

$$\begin{aligned}
I(\omega_m) = \Delta e^{i\omega_m a} & \left\{ W(\theta) [\text{DFT}(h_0 \dots h_{M-1})]_m \right. \\
& + \alpha_0(\theta)h_0 + \alpha_1(\theta)h_1 + \alpha_2(\theta)h_2 + \alpha_3(\theta)h_3 \\
& \left. + e^{i\omega(b-a)} \left[ A(\theta)h_M + \alpha_1^*(\theta)h_{M-1} + \alpha_2^*(\theta)h_{M-2} + \alpha_3^*(\theta)h_{M-3} \right] \right\}
\end{aligned} \tag{13.9.14}$$

where  $\theta \equiv \omega_m \Delta$  and  $A(\theta)$  is given by

$$A(\theta) = -\alpha_0(\theta) \tag{13.9.15}$$

for the trapezoidal case, or

$$\begin{aligned}
A(\theta) &= \frac{(-6 + 11\theta^2) + (6 + \theta^2) \cos 2\theta}{6\theta^4} - i \text{Im}[\alpha_0(\theta)] \\
&\approx \frac{1}{3} + \frac{1}{45}\theta^2 - \frac{8}{945}\theta^4 + \frac{11}{14175}\theta^6 - i \text{Im}[\alpha_0(\theta)]
\end{aligned} \tag{13.9.16}$$

for the cubic case.

Factors like  $W(\theta)$  arise naturally whenever one calculates Fourier coefficients of smooth functions, and they are sometimes called attenuation factors [1]. However, the endpoint corrections are equally important in obtaining accurate values of integrals. Narasimhan and Karthikeyan [2] have given a formula that is algebraically equivalent to our trapezoidal formula. However, their formula requires the evaluation of *two* FFTs, which is unnecessary. The basic idea used here goes back at least to Filon [3] in 1928 (before the FFT!). He used Simpson's rule (quadratic interpolation). Since this interpolation is not left-right symmetric, two Fourier transforms are required. An alternative algorithm for equation (13.9.14) has been given by Lyness in [4]; for related references, see [5]. To our knowledge, the cubic-order formulas derived here have not previously appeared in the literature.

Calculating Fourier transforms when the range of integration is  $(-\infty, \infty)$  can be tricky. If the function falls off reasonably quickly at infinity, you can split the integral at a large enough value of  $t$ . For example, the integration to  $+\infty$  can be written

$$\begin{aligned}
\int_a^\infty e^{i\omega t} h(t) dt &= \int_a^b e^{i\omega t} h(t) dt + \int_b^\infty e^{i\omega t} h(t) dt \\
&= \int_a^b e^{i\omega t} h(t) dt - \frac{h(b)e^{i\omega b}}{i\omega} + \frac{h'(b)e^{i\omega b}}{(i\omega)^2} - \dots
\end{aligned} \tag{13.9.17}$$

The splitting point  $b$  must be chosen large enough that the remaining integral over  $(b, \infty)$  is small. Successive terms in its asymptotic expansion are found by integrating by parts. The integral over  $(a, b)$  can be done using `dfint`. You keep as many terms in the asymptotic expansion as you can easily compute. See [6] for some examples of this idea. More powerful methods, which work well for long-tailed functions but which do not use the FFT, are described in [7-9].

#### CITED REFERENCES AND FURTHER READING:

- Stoer, J., and Bulirsch, R. 1980, *Introduction to Numerical Analysis* (New York: Springer-Verlag), p. 88. [1]
- Narasimhan, M.S. and Karthikeyan, M. 1984, *IEEE Transactions on Antennas & Propagation*, vol. 32, pp. 404–408. [2]
- Filon, L.N.G. 1928, *Proceedings of the Royal Society of Edinburgh*, vol. 49, pp. 38–47. [3]
- Giunta, G. and Murli, A. 1987, *ACM Transactions on Mathematical Software*, vol. 13, pp. 97–107. [4]
- Lyness, J.N. 1987, in *Numerical Integration*, P. Keast and G. Fairweather, eds. (Dordrecht: Reidel). [5]
- Pantis, G. 1975, *Journal of Computational Physics*, vol. 17, pp. 229–233. [6]
- Blakemore, M., Evans, G.A., and Hyslop, J. 1976, *Journal of Computational Physics*, vol. 22, pp. 352–376. [7]
- Lyness, J.N., and Kaper, T.J. 1987, *SIAM Journal on Scientific and Statistical Computing*, vol. 8, pp. 1005–1011. [8]
- Thakkar, A.J., and Smith, V.H. 1975, *Computer Physics Communications*, vol. 10, pp. 73–79. [9]

## 13.10 Wavelet Transforms

Like the fast Fourier transform (FFT), the discrete wavelet transform (DWT) is a fast, linear operation that operates on a data vector whose length is an integer power of two, transforming it into a numerically different vector of the same length. Also like the FFT, the wavelet transform is invertible and in fact orthogonal — the inverse transform, when viewed as a big matrix, is simply the transpose of the transform. Both FFT and DWT, therefore, can be viewed as a rotation in function space, from the input space (or time) domain, where the basis functions are the unit vectors  $e_i$ , or Dirac delta functions in the continuum limit, to a different domain. For the FFT, this new domain has basis functions that are the familiar sines and cosines. In the wavelet domain, the basis functions are somewhat more complicated and have the fanciful names “mother functions” and “wavelets.”

Of course there are an infinity of possible bases for function space, almost all of them uninteresting! What makes the wavelet basis interesting is that, *unlike* sines and cosines, individual wavelet functions are quite localized in space; simultaneously, *like* sines and cosines, individual wavelet functions are quite localized in frequency or (more precisely) characteristic scale. As we will see below, the particular kind of dual localization achieved by wavelets renders large classes of functions and operators sparse, or sparse to some high accuracy, when transformed into the wavelet domain. Analogously with the Fourier domain, where a class of computations, like convolutions, become computationally fast, there is a large class of computations

The splitting point  $b$  must be chosen large enough that the remaining integral over  $(b, \infty)$  is small. Successive terms in its asymptotic expansion are found by integrating by parts. The integral over  $(a, b)$  can be done using `dfint`. You keep as many terms in the asymptotic expansion as you can easily compute. See [6] for some examples of this idea. More powerful methods, which work well for long-tailed functions but which do not use the FFT, are described in [7-9].

#### CITED REFERENCES AND FURTHER READING:

- Stoer, J., and Bulirsch, R. 1980, *Introduction to Numerical Analysis* (New York: Springer-Verlag), p. 88. [1]
- Narasimhan, M.S. and Karthikeyan, M. 1984, *IEEE Transactions on Antennas & Propagation*, vol. 32, pp. 404–408. [2]
- Filon, L.N.G. 1928, *Proceedings of the Royal Society of Edinburgh*, vol. 49, pp. 38–47. [3]
- Giunta, G. and Murli, A. 1987, *ACM Transactions on Mathematical Software*, vol. 13, pp. 97–107. [4]
- Lyness, J.N. 1987, in *Numerical Integration*, P. Keast and G. Fairweather, eds. (Dordrecht: Reidel). [5]
- Pantis, G. 1975, *Journal of Computational Physics*, vol. 17, pp. 229–233. [6]
- Blakemore, M., Evans, G.A., and Hyslop, J. 1976, *Journal of Computational Physics*, vol. 22, pp. 352–376. [7]
- Lyness, J.N., and Kaper, T.J. 1987, *SIAM Journal on Scientific and Statistical Computing*, vol. 8, pp. 1005–1011. [8]
- Thakkar, A.J., and Smith, V.H. 1975, *Computer Physics Communications*, vol. 10, pp. 73–79. [9]

## 13.10 Wavelet Transforms

Like the fast Fourier transform (FFT), the discrete wavelet transform (DWT) is a fast, linear operation that operates on a data vector whose length is an integer power of two, transforming it into a numerically different vector of the same length. Also like the FFT, the wavelet transform is invertible and in fact orthogonal — the inverse transform, when viewed as a big matrix, is simply the transpose of the transform. Both FFT and DWT, therefore, can be viewed as a rotation in function space, from the input space (or time) domain, where the basis functions are the unit vectors  $e_i$ , or Dirac delta functions in the continuum limit, to a different domain. For the FFT, this new domain has basis functions that are the familiar sines and cosines. In the wavelet domain, the basis functions are somewhat more complicated and have the fanciful names “mother functions” and “wavelets.”

Of course there are an infinity of possible bases for function space, almost all of them uninteresting! What makes the wavelet basis interesting is that, *unlike* sines and cosines, individual wavelet functions are quite localized in space; simultaneously, *like* sines and cosines, individual wavelet functions are quite localized in frequency or (more precisely) characteristic scale. As we will see below, the particular kind of dual localization achieved by wavelets renders large classes of functions and operators sparse, or sparse to some high accuracy, when transformed into the wavelet domain. Analogously with the Fourier domain, where a class of computations, like convolutions, become computationally fast, there is a large class of computations





$p$ .” This results in the output of  $H$ , decimated by half, accurately representing the data’s “smooth” information. The output of  $G$ , also decimated, is referred to as the data’s “detail” information [4].

For such a characterization to be useful, it must be possible to reconstruct the original data vector of length  $N$  from its  $N/2$  smooth or s-components and its  $N/2$  detail or d-components. That is effected by requiring the matrix (13.10.1) to be orthogonal, so that its inverse is just the transposed matrix

$$\begin{bmatrix} c_0 & c_3 & & \cdots & & & c_2 & c_1 \\ c_1 & -c_2 & & \cdots & & & c_3 & -c_0 \\ c_2 & c_1 & c_0 & c_3 & & & & \\ c_3 & -c_0 & c_1 & -c_2 & & & & \\ & & & \ddots & & & & \\ & & & & c_2 & c_1 & c_0 & c_3 \\ & & & & c_3 & -c_0 & c_1 & -c_2 \\ & & & & & & c_2 & c_1 & c_0 & c_3 \\ & & & & & & c_3 & -c_0 & c_1 & -c_2 \end{bmatrix} \tag{13.10.2}$$

One sees immediately that matrix (13.10.2) is inverse to matrix (13.10.1) if and only if these two equations hold,

$$\begin{aligned} c_0^2 + c_1^2 + c_2^2 + c_3^2 &= 1 \\ c_2c_0 + c_3c_1 &= 0 \end{aligned} \tag{13.10.3}$$

If additionally we require the approximation condition of order  $p = 2$ , then two additional relations are required,

$$\begin{aligned} c_3 - c_2 + c_1 - c_0 &= 0 \\ 0c_3 - 1c_2 + 2c_1 - 3c_0 &= 0 \end{aligned} \tag{13.10.4}$$

Equations (13.10.3) and (13.10.4) are 4 equations for the 4 unknowns  $c_0, \dots, c_3$ , first recognized and solved by Daubechies. The unique solution (up to a left-right reversal) is

$$\begin{aligned} c_0 &= (1 + \sqrt{3})/4\sqrt{2} & c_1 &= (3 + \sqrt{3})/4\sqrt{2} \\ c_2 &= (3 - \sqrt{3})/4\sqrt{2} & c_3 &= (1 - \sqrt{3})/4\sqrt{2} \end{aligned} \tag{13.10.5}$$

In fact, DAUB4 is only the most compact of a sequence of wavelet sets: If we had six coefficients instead of four, there would be three orthogonality requirements in equation (13.10.3) (with offsets of zero, two, and four), and we could require the vanishing of  $p = 3$  moments in equation (13.10.4). In this case, DAUB6, the solution coefficients can also be expressed in closed form,

$$\begin{aligned} c_0 &= (1 + \sqrt{10} + \sqrt{5 + 2\sqrt{10}})/16\sqrt{2} & c_1 &= (5 + \sqrt{10} + 3\sqrt{5 + 2\sqrt{10}})/16\sqrt{2} \\ c_2 &= (10 - 2\sqrt{10} + 2\sqrt{5 + 2\sqrt{10}})/16\sqrt{2} & c_3 &= (10 - 2\sqrt{10} - 2\sqrt{5 + 2\sqrt{10}})/16\sqrt{2} \\ c_4 &= (5 + \sqrt{10} - 3\sqrt{5 + 2\sqrt{10}})/16\sqrt{2} & c_5 &= (1 + \sqrt{10} - \sqrt{5 + 2\sqrt{10}})/16\sqrt{2} \end{aligned} \tag{13.10.6}$$

Sample page from NUMERICAL RECIPES IN C: THE ART OF SCIENTIFIC COMPUTING (ISBN 0-521-43108-5)  
 Copyright (C) 1988-1992 by Cambridge University Press. Programs Copyright (C) 1988-1992 by Numerical Recipes Software.  
 Permission is granted for internet users to make one paper copy for their own personal use. Further reproduction, or any copying of machine-readable files (including this one), to any server computer, is strictly prohibited. To order Numerical Recipes books or CDROMs, visit website <http://www.nr.com> or call 1-800-872-7423 (North America only), or send email to [directcustserv@cambridge.org](mailto:directcustserv@cambridge.org) (outside North America).

For higher  $p$ , up to 10, Daubechies [2] has tabulated the coefficients numerically. The number of coefficients increases by two each time  $p$  is increased by one.

### Discrete Wavelet Transform

We have not yet defined the discrete wavelet transform (DWT), but we are almost there: The DWT consists of applying a wavelet coefficient matrix like (13.10.1) *hierarchically*, first to the full data vector of length  $N$ , then to the “smooth” vector of length  $N/2$ , then to the “smooth-smooth” vector of length  $N/4$ , and so on until only a trivial number of “smooth-...-smooth” components (usually 2) remain. The procedure is sometimes called a *pyramidal algorithm* [4], for obvious reasons. The output of the DWT consists of these remaining components and all the “detail” components that were accumulated along the way. A diagram should make the procedure clear:

$$\begin{array}{c} \begin{bmatrix} y_1 \\ y_2 \\ y_3 \\ y_4 \\ y_5 \\ y_6 \\ y_7 \\ y_8 \\ y_9 \\ y_{10} \\ y_{11} \\ y_{12} \\ y_{13} \\ y_{14} \\ y_{15} \\ y_{16} \end{bmatrix} \end{array} \xrightarrow{13.10.1} \begin{array}{c} \begin{bmatrix} s_1 \\ d_1 \\ s_2 \\ d_2 \\ s_3 \\ d_3 \\ s_4 \\ d_4 \\ s_5 \\ d_5 \\ s_6 \\ d_6 \\ s_7 \\ d_7 \\ s_8 \\ d_8 \end{bmatrix} \end{array} \xrightarrow{\text{permute}} \begin{array}{c} \begin{bmatrix} s_1 \\ s_2 \\ s_3 \\ s_4 \\ s_5 \\ s_6 \\ s_7 \\ s_8 \\ d_1 \\ d_2 \\ d_3 \\ d_4 \\ d_5 \\ d_6 \\ d_7 \\ d_8 \end{bmatrix} \end{array} \xrightarrow{13.10.1} \begin{array}{c} \begin{bmatrix} S_1 \\ D_1 \\ S_2 \\ D_2 \\ S_3 \\ D_3 \\ S_4 \\ D_4 \\ d_1 \\ d_2 \\ d_3 \\ d_4 \\ d_5 \\ d_6 \\ d_7 \\ d_8 \end{bmatrix} \end{array} \xrightarrow{\text{permute}} \begin{array}{c} \begin{bmatrix} S_1 \\ S_2 \\ S_3 \\ S_4 \\ D_1 \\ D_2 \\ D_3 \\ D_4 \\ d_1 \\ d_2 \\ d_3 \\ d_4 \\ d_5 \\ d_6 \\ d_7 \\ d_8 \end{bmatrix} \end{array} \xrightarrow{\text{etc.}} \begin{array}{c} \begin{bmatrix} S_1 \\ S_2 \\ D_1 \\ D_2 \\ D_3 \\ D_4 \\ d_1 \\ d_2 \\ d_3 \\ d_4 \\ d_5 \\ d_6 \\ d_7 \\ d_8 \end{bmatrix} \end{array}$$

(13.10.7)

If the length of the data vector were a higher power of two, there would be more stages of applying (13.10.1) (or any other wavelet coefficients) and permuting. The endpoint will always be a vector with two  $S$ 's and a hierarchy of  $D$ 's,  $D$ 's,  $d$ 's, etc. Notice that once  $d$ 's are generated, they simply propagate through to all subsequent stages.

A value  $d_i$  of any level is termed a “wavelet coefficient” of the original data vector; the final values  $S_1, S_2$  should strictly be called “mother-function coefficients,” although the term “wavelet coefficients” is often used loosely for both  $d$ 's and final  $S$ 's. Since the full procedure is a composition of orthogonal linear operations, the whole DWT is itself an orthogonal linear operator.

To invert the DWT, one simply reverses the procedure, starting with the smallest level of the hierarchy and working (in equation 13.10.7) from right to left. The inverse matrix (13.10.2) is of course used instead of the matrix (13.10.1).

As already noted, the matrices (13.10.1) and (13.10.2) embody periodic (“wrap-around”) boundary conditions on the data vector. One normally accepts this as a minor inconvenience: the last few wavelet coefficients at each level of the hierarchy are affected by data from both ends of the data vector. By circularly shifting the matrix (13.10.1)  $N/2$  columns to the left, one can symmetrize the wrap-around; but this does not eliminate it. It is in fact possible to eliminate the wrap-around

Sample page from NUMERICAL RECIPES IN C: THE ART OF SCIENTIFIC COMPUTING (ISBN 0-521-43108-5)  
 Copyright (C) 1988-1992 by Cambridge University Press. Programs Copyright (C) 1988-1992 by Numerical Recipes Software.  
 Permission is granted for internet users to make one paper copy for their own personal use. Further reproduction, or any copying of machine-readable files (including this one), to any server computer, is strictly prohibited. To order Numerical Recipes books or CDROMs, visit website <http://www.nr.com> or call 1-800-872-7423 (North America only), or send email to [directcustserv@cambridge.org](mailto:directcustserv@cambridge.org) (outside North America).

completely by altering the coefficients in the first and last  $N$  rows of (13.10.1), giving an orthogonal matrix that is purely band-diagonal [5]. This variant, beyond our scope here, is useful when, e.g., the data varies by many orders of magnitude from one end of the data vector to the other.

Here is a routine, `wt1`, that performs the pyramidal algorithm (or its inverse if `isign` is negative) on some data vector `a[1..n]`. Successive applications of the wavelet filter, and accompanying permutations, are done by an assumed routine `wtstep`, which must be provided. (We give examples of several different `wtstep` routines just below.)

```
void wt1(float a[], unsigned long n, int isign,
         void (*wtstep)(float [], unsigned long, int))
One-dimensional discrete wavelet transform. This routine implements the pyramid algorithm,
replacing a[1..n] by its wavelet transform (for isign=1), or performing the inverse operation
(for isign=-1). Note that n MUST be an integer power of 2. The routine wtstep, whose
actual name must be supplied in calling this routine, is the underlying wavelet filter. Examples
of wtstep are daub4 and (preceded by pwtset) pwt.
{
    unsigned long nn;

    if (n < 4) return;
    if (isign >= 0) {                               Wavelet transform.
        for (nn=n; nn>=4; nn>>=1) (*wtstep)(a, nn, isign);
        Start at largest hierarchy, and work towards smallest.
    } else {                                         Inverse wavelet transform.
        for (nn=4; nn<=n; nn<<=1) (*wtstep)(a, nn, isign);
        Start at smallest hierarchy, and work towards largest.
    }
}
```

Here, as a specific instance of `wtstep`, is a routine for the DAUB4 wavelets:

```
#include "nrutil.h"
#define C0 0.4829629131445341
#define C1 0.8365163037378079
#define C2 0.2241438680420134
#define C3 -0.1294095225512604

void daub4(float a[], unsigned long n, int isign)
Applies the Daubechies 4-coefficient wavelet filter to data vector a[1..n] (for isign=1) or
applies its transpose (for isign=-1). Used hierarchically by routines wt1 and wtn.
{
    float *wksp;
    unsigned long nh, nh1, i, j;

    if (n < 4) return;
    wksp=vector(1, n);
    nh=(nh=n >> 1)+1;
    if (isign >= 0) {                               Apply filter.
        for (i=1, j=1; j<=n-3; j+=2, i++) {
            wksp[i]=C0*a[j]+C1*a[j+1]+C2*a[j+2]+C3*a[j+3];
            wksp[i+nh] = C3*a[j]-C2*a[j+1]+C1*a[j+2]-C0*a[j+3];
        }
        wksp[i]=C0*a[n-1]+C1*a[n]+C2*a[1]+C3*a[2];
        wksp[i+nh] = C3*a[n-1]-C2*a[n]+C1*a[1]-C0*a[2];
    } else {                                         Apply transpose filter.
        wksp[1]=C2*a[nh]+C1*a[n]+C0*a[1]+C3*a[nh1];
        wksp[2] = C3*a[nh]-C0*a[n]+C1*a[1]-C2*a[nh1];
        for (i=1, j=3; i<nh; i++) {
```

```

        wksp[j++]=C2*a[i]+C1*a[i+nh]+C0*a[i+1]+C3*a[i+nh1];
        wksp[j++] = C3*a[i]-C0*a[i+nh]+C1*a[i+1]-C2*a[i+nh1];
    }
}
for (i=1;i<=n;i++) a[i]=wksp[i];
free_vector(wksp,1,n);
}

```

For larger sets of wavelet coefficients, the wrap-around of the last rows or columns is a programming inconvenience. An efficient implementation would handle the wrap-arounds as special cases, outside of the main loop. Here, we will content ourselves with a more general scheme involving some extra arithmetic at run time. The following routine sets up any particular wavelet coefficients whose values you happen to know.

```

typedef struct {
    int ncof,ioff,joff;
    float *cc,*cr;
} wavefilt;

```

wavefilt wfilt; Defining declaration of a structure.

```

void pwtset(int n)

```

Initializing routine for pwt, here implementing the Daubechies wavelet filters with 4, 12, and 20 coefficients, as selected by the input value n. Further wavelet filters can be included in the obvious manner. This routine must be called (once) before the first use of pwt. (For the case n=4, the specific routine daub4 is considerably faster than pwt.)

```

{
    void nrerror(char error_text[]);
    int k;
    float sig = -1.0;
    static float c4[5]={0.0,0.4829629131445341,0.8365163037378079,
        0.2241438680420134,-0.1294095225512604};
    static float c12[13]={0.0,0.111540743350, 0.494623890398, 0.751133908021,
        0.315250351709,-0.226264693965,-0.129766867567,
        0.097501605587, 0.027522865530,-0.031582039318,
        0.000553842201, 0.004777257511,-0.001077301085};
    static float c20[21]={0.0,0.026670057901, 0.188176800078, 0.527201188932,
        0.688459039454, 0.281172343661,-0.249846424327,
        -0.195946274377, 0.127369340336, 0.093057364604,
        -0.071394147166,-0.029457536822, 0.033212674059,
        0.003606553567,-0.010733175483, 0.001395351747,
        0.001992405295,-0.000685856695,-0.000116466855,
        0.000093588670,-0.000013264203};
    static float c4r[5],c12r[13],c20r[21];

    wfilt.ncof=n;
    if (n == 4) {
        wfilt.cc=c4;
        wfilt.cr=c4r;
    }
    else if (n == 12) {
        wfilt.cc=c12;
        wfilt.cr=c12r;
    }
    else if (n == 20) {
        wfilt.cc=c20;
        wfilt.cr=c20r;
    }
    else nrerror("unimplemented value n in pwtset");
    for (k=1;k<=n;k++) {

```

Sample page from NUMERICAL RECIPES IN C: THE ART OF SCIENTIFIC COMPUTING (ISBN 0-521-43108-5)  
 Copyright (C) 1988-1992 by Cambridge University Press. Programs Copyright (C) 1988-1992 by Numerical Recipes Software.  
 Permission is granted for internet users to make one paper copy for their own personal use. Further reproduction, or any copying of machine-readable files (including this one), to any server computer, is strictly prohibited. To order Numerical Recipes books or CDROMs, visit website <http://www.nr.com> or call 1-800-872-7423 (North America only), or send email to [directcustserv@cambridge.org](mailto:directcustserv@cambridge.org) (outside North America).

```

    wfilt.cr[wfilt.ncof+1-k]=sig*wfilt.cc[k];
    sig = -sig;
}
wfilt.ioff = wfilt.joff = -(n >> 1);

```

These values center the “support” of the wavelets at each level. Alternatively, the “peaks” of the wavelets can be approximately centered by the choices `ioff=-2` and `joff=-n+2`. Note that `daub4` and `pwtset` with `n=4` use different default centerings.

Once `pwtset` has been called, the following routine can be used as a specific instance of `wtstep`.

```

#include "nrutil.h"

typedef struct {
    int ncof,ioff,joff;
    float *cc,*cr;
} wavefilt;

extern wavefilt wfilt;           Defined in pwtset.

void pwt(float a[], unsigned long n, int isign)
Partial wavelet transform: applies an arbitrary wavelet filter to data vector a[1..n] (for isign =
1) or applies its transpose (for isign = -1). Used hierarchically by routines wt1 and wtn.
The actual filter is determined by a preceding (and required) call to pwtset, which initializes
the structure wfilt.
{
    float ai,a1,*wksp;
    unsigned long i,ii,j,jf,jr,k,n1,ni,nj,nh,nmod;

    if (n < 4) return;
    wksp=vector(1,n);
    nmod=wfilt.ncof*n;           A positive constant equal to zero mod n.
    n1=n-1;                     Mask of all bits, since n a power of 2.
    nh=n >> 1;
    for (j=1;j<=n;j++) wksp[j]=0.0;
    if (isign >= 0) {           Apply filter.
        for (ii=1,i=1;i<=n;i+=2,ii++) {
            ni=i+nmod+wfilt.ioff;   Pointer to be incremented and wrapped-around.
            nj=i+nmod+wfilt.joff;
            for (k=1;k<=wfilt.ncof;k++) {
                jf=n1 & (ni+k);     We use bitwise and to wrap-around the point-
                jr=n1 & (nj+k);     ers.
                wksp[ii] += wfilt.cc[k]*a[jf+1];
                wksp[ii+nh] += wfilt.cr[k]*a[jr+1];
            }
        }
    } else {                   Apply transpose filter.
        for (ii=1,i=1;i<=n;i+=2,ii++) {
            ai=a[ii];
            a1=a[ii+nh];
            ni=i+nmod+wfilt.ioff;   See comments above.
            nj=i+nmod+wfilt.joff;
            for (k=1;k<=wfilt.ncof;k++) {
                jf=(n1 & (ni+k))+1;
                jr=(n1 & (nj+k))+1;
                wksp[jf] += wfilt.cc[k]*ai;
                wksp[jr] += wfilt.cr[k]*a1;
            }
        }
    }
    for (j=1;j<=n;j++) a[j]=wksp[j];   Copy the results back from workspace.
    free_vector(wksp,1,n);
}

```

Sample page from NUMERICAL RECIPES IN C: THE ART OF SCIENTIFIC COMPUTING (ISBN 0-521-43108-5)  
 Copyright (C) 1988-1992 by Cambridge University Press. Programs Copyright (C) 1988-1992 by Numerical Recipes Software.  
 Permission is granted for internet users to make one paper copy for their own personal use. Further reproduction, or any copying of machine-  
 readable files (including this one), to any server computer, is strictly prohibited. To order Numerical Recipes books or CDROMs, visit website  
<http://www.nr.com> or call 1-800-872-7423 (North America only), or send email to [directcustserv@cambridge.org](mailto:directcustserv@cambridge.org) (outside North America).

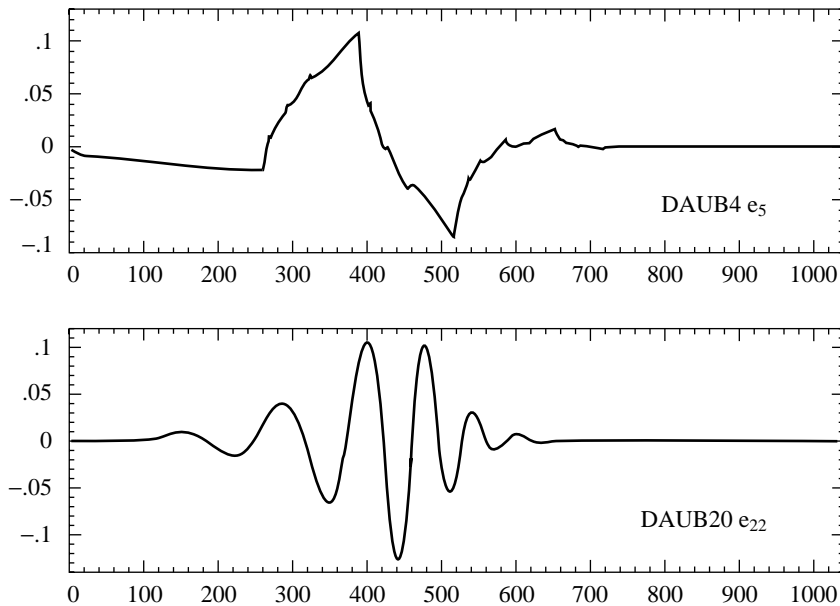


Figure 13.10.1. Wavelet functions, that is, single basis functions from the wavelet families DAUB4 and DAUB20. A complete, orthonormal wavelet basis consists of scalings and translations of either one of these functions. DAUB4 has an infinite number of cusps; DAUB20 would show similar behavior in a higher derivative.

### What Do Wavelets Look Like?

We are now in a position actually to see some wavelets. To do so, we simply run unit vectors through any of the above discrete wavelet transforms, with `isign` negative so that the inverse transform is performed. Figure 13.10.1 shows the DAUB4 wavelet that is the inverse DWT of a unit vector in the 5th component of a vector of length 1024, and also the DAUB20 wavelet that is the inverse of the 22nd component. (One needs to go to a later hierarchical level for DAUB20, to avoid a wavelet with a wrapped-around tail.) Other unit vectors would give wavelets with the same shapes, but different positions and scales.

One sees that both DAUB4 and DAUB20 have wavelets that are continuous. DAUB20 wavelets also have higher continuous derivatives. DAUB4 has the peculiar property that its derivative exists only *almost* everywhere. Examples of where it fails to exist are the points  $p/2^n$ , where  $p$  and  $n$  are integers; at such points, DAUB4 is left differentiable, but not right differentiable! This kind of discontinuity — at least in some derivative — is a necessary feature of wavelets with compact support, like the Daubechies series. For every increase in the number of wavelet coefficients by two, the Daubechies wavelets gain about *half* a derivative of continuity. (But not exactly half; the actual orders of regularity are irrational numbers!)

Note that the fact that wavelets are not smooth does not prevent their having exact representations for some smooth functions, as demanded by their approximation order  $p$ . The continuity of a wavelet is not the same as the continuity of functions

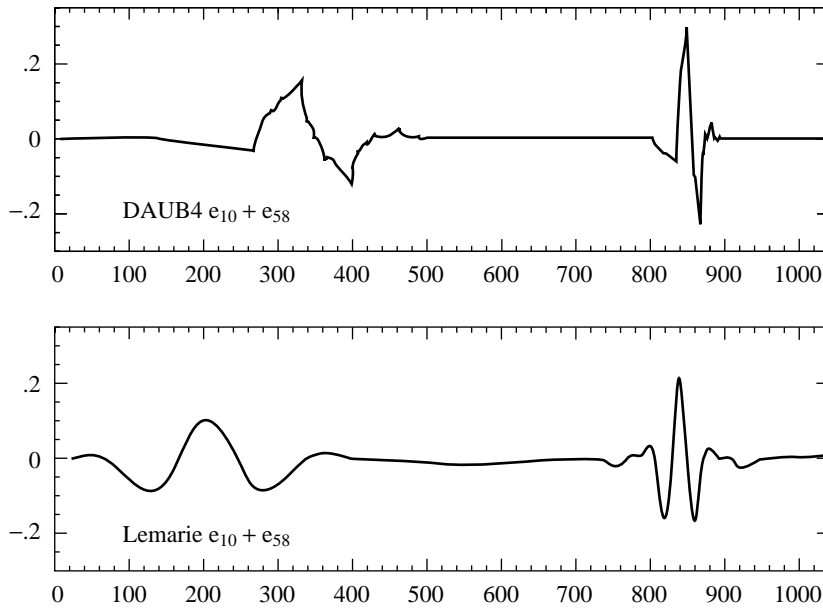


Figure 13.10.2. More wavelets, here generated from the sum of two unit vectors,  $\mathbf{e}_{10} + \mathbf{e}_{58}$ , which are in different hierarchical levels of scale, and also at different spatial positions. DAUB4 wavelets (a) are defined by a filter in coordinate space (equation 13.10.5), while Lemarie wavelets (b) are defined by a filter most easily written in Fourier space (equation 13.10.14).

that a set of wavelets can represent. For example, DAUB4 can represent (piecewise) linear functions of arbitrary slope: in the correct linear combinations, the cusps all cancel out. Every increase of two in the number of coefficients allows one higher order of polynomial to be exactly represented.

Figure 13.10.2 shows the result of performing the inverse DWT on the input vector  $\mathbf{e}_{10} + \mathbf{e}_{58}$ , again for the two different particular wavelets. Since 10 lies early in the hierarchical range of 9 – 16, that wavelet lies on the left side of the picture. Since 58 lies in a later (smaller-scale) hierarchy, it is a narrower wavelet; in the range of 33–64 it is towards the end, so it lies on the right side of the picture. Note that smaller-scale wavelets are taller, so as to have the same squared integral.

### Wavelet Filters in the Fourier Domain

The Fourier transform of a set of filter coefficients  $c_j$  is given by

$$H(\omega) = \sum_j c_j e^{ij\omega} \quad (13.10.8)$$

Here  $H$  is a function periodic in  $2\pi$ , and it has the same meaning as before: It is the wavelet filter, now written in the Fourier domain. A very useful fact is that the orthogonality conditions for the  $c$ 's (e.g., equation 13.10.3 above) collapse to two simple relations in the Fourier domain,

$$\frac{1}{2}|H(0)|^2 = 1 \quad (13.10.9)$$

and

$$\frac{1}{2} [|H(\omega)|^2 + |H(\omega + \pi)|^2] = 1 \quad (13.10.10)$$

Likewise the approximation condition of order  $p$  (e.g., equation 13.10.4 above) has a simple formulation, requiring that  $H(\omega)$  have a  $p$ th order zero at  $\omega = \pi$ , or (equivalently)

$$H^{(m)}(\pi) = 0 \quad m = 0, 1, \dots, p - 1 \quad (13.10.11)$$

It is thus relatively straightforward to invent wavelet sets in the Fourier domain. You simply invent a function  $H(\omega)$  satisfying equations (13.10.9)–(13.10.11). To find the actual  $c_j$ 's applicable to a data (or  $s$ -component) vector of length  $N$ , and with periodic wrap-around as in matrices (13.10.1) and (13.10.2), you invert equation (13.10.8) by the discrete Fourier transform

$$c_j = \frac{1}{N} \sum_{k=0}^{N-1} H\left(\frac{2\pi k}{N}\right) e^{-2\pi i j k / N} \quad (13.10.12)$$

The quadrature mirror filter  $G$  (reversed  $c_j$ 's with alternating signs), incidentally, has the Fourier representation

$$G(\omega) = e^{-i\omega} H^*(\omega + \pi) \quad (13.10.13)$$

where asterisk denotes complex conjugation.

In general the above procedure will *not* produce wavelet filters with compact support. In other words, all  $N$  of the  $c_j$ 's,  $j = 0, \dots, N - 1$  will in general be nonzero (though they may be rapidly decreasing in magnitude). The Daubechies wavelets, or other wavelets with compact support, are specially chosen so that  $H(\omega)$  is a trigonometric polynomial with only a small number of Fourier components, guaranteeing that there will be only a small number of nonzero  $c_j$ 's.

On the other hand, there is sometimes no particular reason to demand compact support. Giving it up in fact allows the ready construction of relatively smoother wavelets (higher values of  $p$ ). Even without compact support, the convolutions implicit in the matrix (13.10.1) can be done efficiently by FFT methods.

Lemarie's wavelet (see [4]) has  $p = 4$ , does not have compact support, and is defined by the choice of  $H(\omega)$ ,

$$H(\omega) = \left[ 2(1-u)^4 \frac{315 - 420u + 126u^2 - 4u^3}{315 - 420v + 126v^2 - 4v^3} \right]^{1/2} \quad (13.10.14)$$

where

$$u \equiv \sin^2 \frac{\omega}{2} \quad v \equiv \sin^2 \omega \quad (13.10.15)$$

It is beyond our scope to explain where equation (13.10.14) comes from. An informal description is that the quadrature mirror filter  $G(\omega)$  deriving from equation (13.10.14) has the property that it gives identically zero when applied to any function whose odd-numbered samples are equal to the cubic spline interpolation of its even-numbered samples. Since this class of functions includes many very smooth members, it follows that  $H(\omega)$  does a good job of truly selecting a function's smooth information content. Sample Lemarie wavelets are shown in Figure 13.10.2.



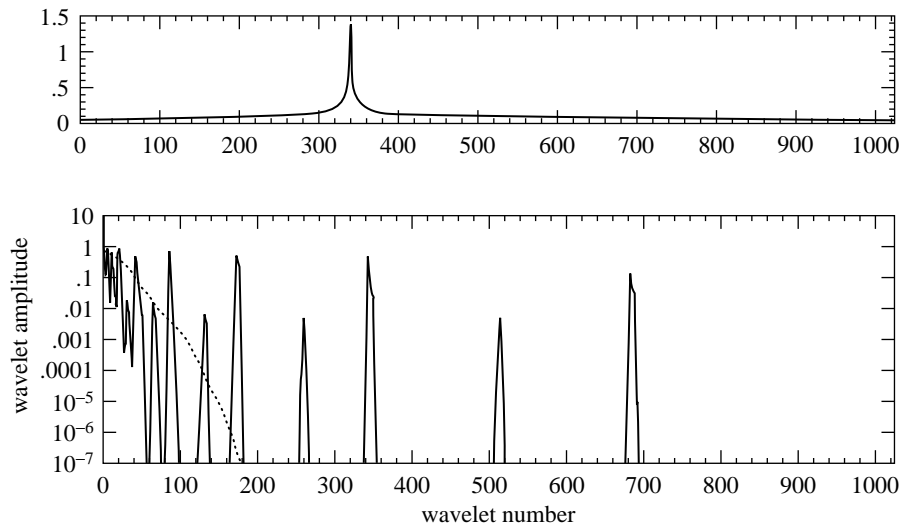


Figure 13.10.3. (a) Arbitrary test function, with cusp, sampled on a vector of length 1024. (b) Absolute value of the 1024 wavelet coefficients produced by the discrete wavelet transform of (a). Note log scale. The dotted curve plots the same amplitudes when sorted by decreasing size. One sees that only 130 out of 1024 coefficients are larger than  $10^{-4}$  (or larger than about  $10^{-5}$  times the largest coefficient, whose value is  $\sim 10$ ).

### Truncated Wavelet Approximations

Most of the usefulness of wavelets rests on the fact that wavelet transforms can usefully be severely truncated, that is, turned into sparse expansions. The case of Fourier transforms is different: FFTs are ordinarily used without truncation, to compute fast convolutions, for example. This works because the convolution operator is particularly simple in the Fourier basis. There are not, however, any standard mathematical operations that are especially simple in the wavelet basis.

To see how truncation works, consider the simple example shown in Figure 13.10.3. The upper panel shows an arbitrarily chosen test function, smooth except for a square-root cusp, sampled onto a vector of length  $2^{10}$ . The bottom panel (solid curve) shows, on a log scale, the absolute value of the vector's components after it has been run through the DAUB4 discrete wavelet transform. One notes, from right to left, the different levels of hierarchy, 513–1024, 257–512, 129–256, etc. Within each level, the wavelet coefficients are non-negligible only very near the location of the cusp, or very near the left and right boundaries of the hierarchical range (edge effects).

The dotted curve in the lower panel of Figure 13.10.3 plots the same amplitudes as the solid curve, but sorted into decreasing order of size. One can read off, for example, that the 130th largest wavelet coefficient has an amplitude less than  $10^{-5}$  of the largest coefficient, whose magnitude is  $\sim 10$  (power or square integral ratio less than  $10^{-10}$ ). Thus, the example function can be represented quite accurately by only 130, rather than 1024, coefficients — the remaining ones being set to zero. Note that this kind of truncation makes the vector sparse, but not shorter than 1024. It is very important that vectors in wavelet space be truncated according to the *amplitude* of the components, not their position in the vector. Keeping the first 256 components of the vector (all levels of the hierarchy except the last two)

would give an extremely poor, and jagged, approximation to the function. When you compress a function with wavelets, you have to record both the values *and the positions* of the nonzero coefficients.

Generally, compact (and therefore unsmooth) wavelets are better for lower accuracy approximation and for functions with discontinuities (like edges), while smooth (and therefore noncompact) wavelets are better for achieving high numerical accuracy. This makes compact wavelets a good choice for image compression, for example, while it makes smooth wavelets best for fast solution of integral equations.

## Wavelet Transform in Multidimensions

A wavelet transform of a  $d$ -dimensional array is most easily obtained by transforming the array sequentially on its first index (for all values of its other indices), then on its second, and so on. Each transformation corresponds to multiplication by an orthogonal matrix. By matrix associativity, the result is independent of the order in which the indices were transformed. The situation is exactly like that for multidimensional FFTs. A routine for effecting the multidimensional DWT can thus be modeled on a multidimensional FFT routine like `fourn`:

```
#include "nrutil.h"

void wtn(float a[], unsigned long nn[], int ndim, int isign,
         void (*wtstep)(float [], unsigned long, int))
Replaces a by its ndim-dimensional discrete wavelet transform, if isign is input as 1. Here
nn[1..ndim] is an integer array containing the lengths of each dimension (number of real
values), which MUST all be powers of 2. a is a real array of length equal to the product of
these lengths, in which the data are stored as in a multidimensional real array. If isign is input
as -1, a is replaced by its inverse wavelet transform. The routine wtstep, whose actual name
must be supplied in calling this routine, is the underlying wavelet filter. Examples of wtstep
are daub4 and (preceded by pwtset) pwt.
{
    unsigned long i1,i2,i3,k,n,nnew,nprev=1,nt,ntot=1;
    int idim;
    float *wksp;

    for (idim=1;idim<=ndim;idim++) ntot *= nn[idim];
    wksp=vector(1,ntot);
    for (idim=1;idim<=ndim;idim++) {          Main loop over the dimensions.
        n=nn[idim];
        nnew=n*nprev;
        if (n > 4) {
            for (i2=0;i2<ntot;i2+=nnew) {
                for (i1=1;i1<=nprev;i1++) {
                    for (i3=i1+i2,k=1;k<=n;k++,i3+=nprev) wksp[k]=a[i3];
                    Copy the relevant row or column or etc. into workspace.
                    if (isign >= 0) {          Do one-dimensional wavelet transform.
                        for(nt=n;nt>=4;nt >>= 1)
                            (*wtstep)(wksp,nt,isign);
                    } else {                  Or inverse transform.
                        for(nt=4;nt<=n;nt <<= 1)
                            (*wtstep)(wksp,nt,isign);
                    }
                    for (i3=i1+i2,k=1;k<=n;k++,i3+=nprev) a[i3]=wksp[k];
                    Copy back from workspace.
                }
            }
        }
    }
}
```

```

    nprev=nnew;
  }
  free_vector(wksp,1,ntot);
}

```

Here, as before, `wtstep` is an individual wavelet step, either `daub4` or `pwt`.

## Compression of Images

An immediate application of the multidimensional transform `wtn` is to image compression. The overall procedure is to take the wavelet transform of a digitized image, and then to “allocate bits” among the wavelet coefficients in some highly nonuniform, optimized, manner. In general, large wavelet coefficients get quantized accurately, while small coefficients are quantized coarsely with only a bit or two — or else are truncated completely. If the resulting quantization levels are still statistically nonuniform, they may then be further compressed by a technique like Huffman coding (§20.4).

While a more detailed description of the “back end” of this process, namely the quantization and coding of the image, is beyond our scope, it is quite straightforward to demonstrate the “front-end” wavelet encoding with a simple truncation: We keep (with full accuracy) all wavelet coefficients larger than some threshold, and we delete (set to zero) all smaller wavelet coefficients. We can then adjust the threshold to vary the fraction of preserved coefficients.

Figure 13.10.4 shows a sequence of images that differ in the number of wavelet coefficients that have been kept. The original picture (a), which is an official IEEE test image, has 256 by 256 pixels with an 8-bit grayscale. The two reproductions following are reconstructed with 23% (b) and 5.5% (c) of the 65536 wavelet coefficients. The latter image illustrates the kind of compromises made by the truncated wavelet representation. High-contrast edges (the model’s right cheek and hair highlights, e.g.) are maintained at a relatively high resolution, while low-contrast areas (the model’s left eye and cheek, e.g.) are washed out into what amounts to large constant pixels. Figure 13.10.4 (d) is the result of performing the identical procedure with Fourier, instead of wavelet, transforms: The figure is reconstructed from the 5.5% of 65536 real Fourier components having the largest magnitudes. One sees that, since sines and cosines are nonlocal, the resolution is uniformly poor across the picture; also, the deletion of any components produces a mottled “ringing” everywhere. (Practical Fourier image compression schemes therefore break up an image into small blocks of pixels,  $16 \times 16$ , say, and do rather elaborate smoothing across block boundaries when the image is reconstructed.)

## Fast Solution of Linear Systems

One of the most interesting, and promising, wavelet applications is linear algebra. The basic idea [1] is to think of an integral operator (that is, a large matrix) as a digital image. Suppose that the operator compresses well under a two-dimensional wavelet transform, i.e., that a large fraction of its wavelet coefficients are so small as to be negligible. Then any linear system involving the operator becomes a sparse system in the wavelet basis. In other words, to solve

$$\mathbf{A} \cdot \mathbf{x} = \mathbf{b} \quad (13.10.16)$$

Figure 13.10.4. (a) IEEE test image,  $256 \times 256$  pixels with 8-bit grayscale. (b) The image is transformed into the wavelet basis; 77% of its wavelet components are set to zero (those of smallest magnitude); it is then reconstructed from the remaining 23%. (c) Same as (b), but 94.5% of the wavelet components are deleted. (d) Same as (c), but the Fourier transform is used instead of the wavelet transform. Wavelet coefficients are better than the Fourier coefficients at preserving relevant details.

we first wavelet-transform the operator  $\mathbf{A}$  and the right-hand side  $\mathbf{b}$  by

$$\tilde{\mathbf{A}} \equiv \mathbf{W} \cdot \mathbf{A} \cdot \mathbf{W}^T, \quad \tilde{\mathbf{b}} \equiv \mathbf{W} \cdot \mathbf{b} \quad (13.10.17)$$

where  $\mathbf{W}$  represents the one-dimensional wavelet transform, then solve

$$\tilde{\mathbf{A}} \cdot \tilde{\mathbf{x}} = \tilde{\mathbf{b}} \quad (13.10.18)$$

and finally transform to the answer by the inverse wavelet transform

$$\mathbf{x} = \mathbf{W}^T \cdot \tilde{\mathbf{x}} \quad (13.10.19)$$

(Note that the routine `wtn` does the complete transformation of  $\mathbf{A}$  into  $\tilde{\mathbf{A}}$ .)

Figure 13.10.5. Wavelet transform of a  $256 \times 256$  matrix, represented graphically. The original matrix has a discontinuous cusp along its diagonal, decaying smoothly away on both sides of the diagonal. In wavelet basis, the matrix becomes sparse: Components larger than  $10^{-3}$  are shown as black, components larger than  $10^{-6}$  as gray, and smaller-magnitude components are white. The matrix indices  $i$  and  $j$  number from the lower left.

A typical integral operator that compresses well into wavelets has arbitrary (or even nearly singular) elements near to its main diagonal, but becomes smooth away from the diagonal. An example might be

$$A_{ij} = \begin{cases} -1 & \text{if } i = j \\ |i - j|^{-1/2} & \text{otherwise} \end{cases} \quad (13.10.20)$$

Figure 13.10.5 shows a graphical representation of the wavelet transform of this matrix, where  $i$  and  $j$  range over  $1 \dots 256$ , using the DAUB12 wavelets. Elements larger in magnitude than  $10^{-3}$  times the maximum element are shown as black pixels, while elements between  $10^{-3}$  and  $10^{-6}$  are shown in gray. White pixels are  $< 10^{-6}$ . The indices  $i$  and  $j$  each number from the lower left.

In the figure, one sees the hierarchical decomposition into power-of-two sized blocks. At the edges or corners of the various blocks, one sees edge effects caused by the wrap-around wavelet boundary conditions. Apart from edge effects, within each block, the nonnegligible elements are concentrated along the block diagonals. This is a statement that, for this type of linear operator, a wavelet is coupled mainly to near neighbors in its own hierarchy (square blocks along the main diagonal) and near neighbors in other hierarchies (rectangular blocks off the diagonal).

The number of nonnegligible elements in a matrix like that in Figure 13.10.5 scales only as  $N$ , the linear size of the matrix; as a rough rule of thumb it is about  $10N \log_{10}(1/\epsilon)$ , where  $\epsilon$  is the truncation level, e.g.,  $10^{-6}$ . For a 2000 by 2000 matrix, then, the matrix is sparse by a factor on the order of 30.

Various numerical schemes can be used to solve sparse linear systems of this “hierarchically band diagonal” form. Beylkin, Coifman, and Rokhlin [1] make the interesting observations that (1) the product of two such matrices is itself hierarchically band diagonal (truncating, of course, newly generated elements that are smaller than the predetermined threshold  $\epsilon$ ); and moreover that (2) the product can be formed in order  $N$  operations.

Fast matrix multiplication makes it possible to find the matrix inverse by Schultz’s (or Hotelling’s) method, see §2.5.

Other schemes are also possible for fast solution of hierarchically band diagonal forms. For example, one can use the conjugate gradient method, implemented in §2.7 as `linbcg`.

#### CITED REFERENCES AND FURTHER READING:

- Daubechies, I. 1992, *Wavelets* (Philadelphia: S.I.A.M.).  
 Strang, G. 1989, *SIAM Review*, vol. 31, pp. 614–627.  
 Beylkin, G., Coifman, R., and Rokhlin, V. 1991, *Communications on Pure and Applied Mathematics*, vol. 44, pp. 141–183. [1]  
 Daubechies, I. 1988, *Communications on Pure and Applied Mathematics*, vol. 41, pp. 909–996. [2]  
 Vaidyanathan, P.P. 1990, *Proceedings of the IEEE*, vol. 78, pp. 56–93. [3]  
 Mallat, S.G. 1989, *IEEE Transactions on Pattern Analysis and Machine Intelligence*, vol. 11, pp. 674–693. [4]  
 Freedman, M.H., and Press, W.H. 1992, preprint. [5]

## 13.11 Numerical Use of the Sampling Theorem

In §6.10 we implemented an approximating formula for Dawson’s integral due to Rybicki. Now that we have become Fourier sophisticates, we can learn that the formula derives from *numerical* application of the sampling theorem (§12.1), normally considered to be a purely analytic tool. Our discussion is identical to Rybicki [1].

For present purposes, the sampling theorem is most conveniently stated as follows: Consider an arbitrary function  $g(t)$  and the grid of sampling points  $t_n = \alpha + nh$ , where  $n$  ranges over the integers and  $\alpha$  is a constant that allows an arbitrary shift of the sampling grid. We then write

$$g(t) = \sum_{n=-\infty}^{\infty} g(t_n) \operatorname{sinc} \frac{\pi}{h}(t - t_n) + e(t) \quad (13.11.1)$$

where  $\operatorname{sinc} x \equiv \sin x/x$ . The summation over the sampling points is called the *sampling representation* of  $g(t)$ , and  $e(t)$  is its error term. The sampling theorem asserts that the sampling representation is exact, that is,  $e(t) \equiv 0$ , if the Fourier transform of  $g(t)$ ,

$$G(\omega) = \int_{-\infty}^{\infty} g(t)e^{i\omega t} dt \quad (13.11.2)$$

vanishes identically for  $|\omega| \geq \pi/h$ .

When can sampling representations be used to advantage for the approximate numerical computation of functions? In order that the error term be small, the Fourier transform  $G(\omega)$  must be sufficiently small for  $|\omega| \geq \pi/h$ . On the other hand, in order for the summation in (13.11.1) to be approximated by a reasonably small number of terms, the function  $g(t)$

Various numerical schemes can be used to solve sparse linear systems of this “hierarchically band diagonal” form. Beylkin, Coifman, and Rokhlin [1] make the interesting observations that (1) the product of two such matrices is itself hierarchically band diagonal (truncating, of course, newly generated elements that are smaller than the predetermined threshold  $\epsilon$ ); and moreover that (2) the product can be formed in order  $N$  operations.

Fast matrix multiplication makes it possible to find the matrix inverse by Schultz’s (or Hotelling’s) method, see §2.5.

Other schemes are also possible for fast solution of hierarchically band diagonal forms. For example, one can use the conjugate gradient method, implemented in §2.7 as `linbcg`.

#### CITED REFERENCES AND FURTHER READING:

- Daubechies, I. 1992, *Wavelets* (Philadelphia: S.I.A.M.).  
 Strang, G. 1989, *SIAM Review*, vol. 31, pp. 614–627.  
 Beylkin, G., Coifman, R., and Rokhlin, V. 1991, *Communications on Pure and Applied Mathematics*, vol. 44, pp. 141–183. [1]  
 Daubechies, I. 1988, *Communications on Pure and Applied Mathematics*, vol. 41, pp. 909–996. [2]  
 Vaidyanathan, P.P. 1990, *Proceedings of the IEEE*, vol. 78, pp. 56–93. [3]  
 Mallat, S.G. 1989, *IEEE Transactions on Pattern Analysis and Machine Intelligence*, vol. 11, pp. 674–693. [4]  
 Freedman, M.H., and Press, W.H. 1992, preprint. [5]

## 13.11 Numerical Use of the Sampling Theorem

In §6.10 we implemented an approximating formula for Dawson’s integral due to Rybicki. Now that we have become Fourier sophisticates, we can learn that the formula derives from *numerical* application of the sampling theorem (§12.1), normally considered to be a purely analytic tool. Our discussion is identical to Rybicki [1].

For present purposes, the sampling theorem is most conveniently stated as follows: Consider an arbitrary function  $g(t)$  and the grid of sampling points  $t_n = \alpha + nh$ , where  $n$  ranges over the integers and  $\alpha$  is a constant that allows an arbitrary shift of the sampling grid. We then write

$$g(t) = \sum_{n=-\infty}^{\infty} g(t_n) \operatorname{sinc} \frac{\pi}{h}(t - t_n) + e(t) \quad (13.11.1)$$

where  $\operatorname{sinc} x \equiv \sin x/x$ . The summation over the sampling points is called the *sampling representation* of  $g(t)$ , and  $e(t)$  is its error term. The sampling theorem asserts that the sampling representation is exact, that is,  $e(t) \equiv 0$ , if the Fourier transform of  $g(t)$ ,

$$G(\omega) = \int_{-\infty}^{\infty} g(t) e^{i\omega t} dt \quad (13.11.2)$$

vanishes identically for  $|\omega| \geq \pi/h$ .

When can sampling representations be used to advantage for the approximate numerical computation of functions? In order that the error term be small, the Fourier transform  $G(\omega)$  must be sufficiently small for  $|\omega| \geq \pi/h$ . On the other hand, in order for the summation in (13.11.1) to be approximated by a reasonably small number of terms, the function  $g(t)$

itself should be very small outside of a fairly limited range of values of  $t$ . Thus we are led to two conditions to be satisfied in order that (13.11.1) be useful numerically: Both the function  $g(t)$  and its Fourier transform  $G(\omega)$  must rapidly approach zero for large values of their respective arguments.

Unfortunately, these two conditions are mutually antagonistic — the Uncertainty Principle in quantum mechanics. There exist strict limits on how rapidly the simultaneous approach to zero can be in both arguments. According to a theorem of Hardy [2], if  $g(t) = O(e^{-t^2})$  as  $|t| \rightarrow \infty$  and  $G(\omega) = O(e^{-\omega^2/4})$  as  $|\omega| \rightarrow \infty$ , then  $g(t) \equiv Ce^{-t^2}$ , where  $C$  is a constant. This can be interpreted as saying that of all functions the Gaussian is the most rapidly decaying in both  $t$  and  $\omega$ , and in this sense is the “best” function to be expressed numerically as a sampling representation.

Let us then write for the Gaussian  $g(t) = e^{-t^2}$ ,

$$e^{-t^2} = \sum_{n=-\infty}^{\infty} e^{-t_n^2} \operatorname{sinc} \frac{\pi}{h}(t - t_n) + e(t) \tag{13.11.3}$$

The error  $e(t)$  depends on the parameters  $h$  and  $\alpha$  as well as on  $t$ , but it is sufficient for the present purposes to state the bound,

$$|e(t)| < e^{-(\pi/2h)^2} \tag{13.11.4}$$

which can be understood simply as the order of magnitude of the Fourier transform of the Gaussian at the point where it “spills over” into the region  $|\omega| > \pi/h$ .

When the summation in (13.11.3) is approximated by one with finite limits, say from  $N_0 - N$  to  $N_0 + N$ , where  $N_0$  is the integer nearest to  $-\alpha/h$ , there is a further truncation error. However, if  $N$  is chosen so that  $N > \pi/(2h^2)$ , the truncation error in the summation is less than the bound given by (13.11.4), and, since this bound is an overestimate, we shall continue to use it for (13.11.3) as well. The truncated summation gives a remarkably accurate representation for the Gaussian even for moderate values of  $N$ . For example,  $|e(t)| < 5 \times 10^{-5}$  for  $h = 1/2$  and  $N = 7$ ;  $|e(t)| < 2 \times 10^{-10}$  for  $h = 1/3$  and  $N = 15$ ; and  $|e(t)| < 7 \times 10^{-18}$  for  $h = 1/4$  and  $N = 25$ .

One may ask, what is the point of such a numerical representation for the Gaussian, which can be computed so easily and quickly as an exponential? The answer is that many transcendental functions can be expressed as an integral involving the Gaussian, and by substituting (13.11.3) one can often find excellent approximations to the integrals as a sum over elementary functions.

Let us consider as an example the function  $w(z)$  of the complex variable  $z = x + iy$ , related to the complex error function by

$$w(z) = e^{-z^2} \operatorname{erfc}(-iz) \tag{13.11.5}$$

having the integral representation

$$w(z) = \frac{1}{\pi i} \int_C \frac{e^{-t^2} dt}{t - z} \tag{13.11.6}$$

where the contour  $C$  extends from  $-\infty$  to  $\infty$ , passing below  $z$  (see, e.g., [3]). Many methods exist for the evaluation of this function (e.g., [4]). Substituting the sampling representation (13.11.3) into (13.11.6) and performing the resulting elementary contour integrals, we obtain

$$w(z) \approx \frac{1}{\pi i} \sum_{n=-\infty}^{\infty} h e^{-t_n^2} \frac{1 - (-1)^n e^{-\pi i(\alpha - z)/h}}{t_n - z} \tag{13.11.7}$$

where we now omit the error term. One should note that there is no singularity as  $z \rightarrow t_m$  for some  $n = m$ , but a special treatment of the  $m$ th term will be required in this case (for example, by power series expansion).

An alternative form of equation (13.11.7) can be found by expressing the complex exponential in (13.11.7) in terms of trigonometric functions and using the sampling representation

Sample page from NUMERICAL RECIPES IN C: THE ART OF SCIENTIFIC COMPUTING (ISBN 0-521-43108-5)  
 Copyright (C) 1988-1992 by Cambridge University Press. Programs Copyright (C) 1988-1992 by Numerical Recipes Software.  
 Permission is granted for internet users to make one paper copy for their own personal use. Further reproduction, or any copying of machine-readable files (including this one), to any server computer, is strictly prohibited. To order Numerical Recipes books or CDROMs, visit website <http://www.nr.com> or call 1-800-872-7423 (North America only), or send email to [directcustserv@cambridge.org](mailto:directcustserv@cambridge.org) (outside North America).



(13.11.3) with  $z$  replacing  $t$ . This yields

$$w(z) \approx e^{-z^2} + \frac{1}{\pi i} \sum_{n=-\infty}^{\infty} h e^{-t_n^2} \frac{1 - (-1)^n \cos \pi(\alpha - z)/h}{t_n - z} \quad (13.11.8)$$

This form is particularly useful in obtaining  $\operatorname{Re} w(z)$  when  $|y| \ll 1$ . Note that in evaluating (13.11.7) the exponential inside the summation is a constant and needs to be evaluated only once; a similar comment holds for the cosine in (13.11.8).

There are a variety of formulas that can now be derived from either equation (13.11.7) or (13.11.8) by choosing particular values of  $\alpha$ . Eight interesting choices are:  $\alpha = 0, x, iy$ , or  $z$ , plus the values obtained by adding  $h/2$  to each of these. Since the error bound (13.11.3) assumed a real value of  $\alpha$ , the choices involving a complex  $\alpha$  are useful only if the imaginary part of  $z$  is not too large. This is not the place to catalog all sixteen possible formulas, and we give only two particular cases that show some of the important features.

First of all let  $\alpha = 0$  in equation (13.11.8), which yields,

$$w(z) \approx e^{-z^2} + \frac{1}{\pi i} \sum_{n=-\infty}^{\infty} h e^{-(nh)^2} \frac{1 - (-1)^n \cos(\pi z/h)}{nh - z} \quad (13.11.9)$$

This approximation is good over the entire  $z$ -plane. As stated previously, one has to treat the case where one denominator becomes small by expansion in a power series. Formulas for the case  $\alpha = 0$  were discussed briefly in [5]. They are similar, but not identical, to formulas derived by Chiarella and Reichel [6], using the method of Goodwin [7].

Next, let  $\alpha = z$  in (13.11.7), which yields

$$w(z) \approx e^{-z^2} - \frac{2}{\pi i} \sum_{n \text{ odd}} \frac{e^{-(z-nh)^2}}{n} \quad (13.11.10)$$

the sum being over all odd integers (positive and negative). Note that we have made the substitution  $n \rightarrow -n$  in the summation. This formula is simpler than (13.11.9) and contains half the number of terms, but its error is worse if  $y$  is large. Equation (13.11.10) is the source of the approximation formula (6.10.3) for Dawson's integral, used in §6.10.

#### CITED REFERENCES AND FURTHER READING:

- Rybicki, G.B. 1989, *Computers in Physics*, vol. 3, no. 2, pp. 85–87. [1]  
 Hardy, G.H. 1933, *Journal of the London Mathematical Society*, vol. 8, pp. 227–231. [2]  
 Abramowitz, M., and Stegun, I.A. 1964, *Handbook of Mathematical Functions*, Applied Mathematics Series, Volume 55 (Washington: National Bureau of Standards; reprinted 1968 by Dover Publications, New York). [3]  
 Gautschi, W. 1970, *SIAM Journal on Numerical Analysis*, vol. 7, pp. 187–198. [4]  
 Armstrong, B.H., and Nicholls, R.W. 1972, *Emission, Absorption and Transfer of Radiation in Heated Atmospheres* (New York: Pergamon). [5]  
 Chiarella, C., and Reichel, A. 1968, *Mathematics of Computation*, vol. 22, pp. 137–143. [6]  
 Goodwin, E.T. 1949, *Proceedings of the Cambridge Philosophical Society*, vol. 45, pp. 241–245. [7]

# Chapter 14. Statistical Description of Data

## 14.0 Introduction

In this chapter and the next, the concept of *data* enters the discussion more prominently than before.

Data consist of numbers, of course. But these numbers are fed into the computer, not produced by it. These are numbers to be treated with considerable respect, neither to be tampered with, nor subjected to a numerical process whose character you do not completely understand. You are well advised to acquire a reverence for data that is rather different from the “sporty” attitude that is sometimes allowable, or even commendable, in other numerical tasks.

The analysis of data inevitably involves some trafficking with the field of *statistics*, that gray area which is not quite a branch of mathematics — and just as surely not quite a branch of science. In the following sections, you will repeatedly encounter the following paradigm:

- apply some formula to the data to compute “a statistic”
- compute where the value of that statistic falls in a probability distribution that is computed on the basis of some “null hypothesis”
- if it falls in a very unlikely spot, way out on a tail of the distribution, conclude that the null hypothesis is *false* for your data set

If a statistic falls in a *reasonable* part of the distribution, you must not make the mistake of concluding that the null hypothesis is “verified” or “proved.” That is the curse of statistics, that it can never prove things, only disprove them! At best, you can substantiate a hypothesis by ruling out, statistically, a whole long list of competing hypotheses, every one that has ever been proposed. After a while your adversaries and competitors will give up trying to think of alternative hypotheses, or else they will grow old and die, and *then your hypothesis will become accepted*. Sounds crazy, we know, but that’s how science works!

In this book we make a somewhat arbitrary distinction between data analysis procedures that are *model-independent* and those that are *model-dependent*. In the former category, we include so-called *descriptive statistics* that characterize a data set in general terms: its mean, variance, and so on. We also include statistical tests that seek to establish the “sameness” or “differentness” of two or more data sets, or that seek to establish and measure a degree of *correlation* between two data sets. These subjects are discussed in this chapter.

Sample page from NUMERICAL RECIPES IN C: THE ART OF SCIENTIFIC COMPUTING (ISBN 0-521-43108-5)  
Copyright (C) 1988-1992 by Cambridge University Press. Programs Copyright (C) 1988-1992 by Numerical Recipes Software.  
Permission is granted for internet users to make one paper copy for their own personal use. Further reproduction, or any copying of machine-readable files (including this one), to any server computer, is strictly prohibited. To order Numerical Recipes books or CDROMs, visit website <http://www.nr.com> or call 1-800-872-7423 (North America only), or send email to [directcustserv@cambridge.org](mailto:directcustserv@cambridge.org) (outside North America).

In the other category, model-dependent statistics, we lump the whole subject of fitting data to a theory, parameter estimation, least-squares fits, and so on. Those subjects are introduced in Chapter 15.

Section 14.1 deals with so-called *measures of central tendency*, the moments of a distribution, the median and mode. In §14.2 we learn to test whether different data sets are drawn from distributions with different values of these measures of central tendency. This leads naturally, in §14.3, to the more general question of whether two distributions can be shown to be (significantly) different.

In §14.4–§14.7, we deal with *measures of association* for two distributions. We want to determine whether two variables are “correlated” or “dependent” on one another. If they are, we want to characterize the degree of correlation in some simple ways. The distinction between parametric and nonparametric (rank) methods is emphasized.

Section 14.8 introduces the concept of data smoothing, and discusses the particular case of Savitzky-Golay smoothing filters.

This chapter draws mathematically on the material on special functions that was presented in Chapter 6, especially §6.1–§6.4. You may wish, at this point, to review those sections.

#### CITED REFERENCES AND FURTHER READING:

- Bevington, P.R. 1969, *Data Reduction and Error Analysis for the Physical Sciences* (New York: McGraw-Hill).
- Stuart, A., and Ord, J.K. 1987, *Kendall's Advanced Theory of Statistics*, 5th ed. (London: Griffin and Co.) [previous eds. published as Kendall, M., and Stuart, A., *The Advanced Theory of Statistics*].
- Norusis, M.J. 1982, *SPSS Introductory Guide: Basic Statistics and Operations*; and 1985, *SPSS-X Advanced Statistics Guide* (New York: McGraw-Hill).
- Dunn, O.J., and Clark, V.A. 1974, *Applied Statistics: Analysis of Variance and Regression* (New York: Wiley).

## 14.1 Moments of a Distribution: Mean, Variance, Skewness, and So Forth

When a set of values has a sufficiently strong central tendency, that is, a tendency to cluster around some particular value, then it may be useful to characterize the set by a few numbers that are related to its *moments*, the sums of integer powers of the values.

Best known is the *mean* of the values  $x_1, \dots, x_N$ ,

$$\bar{x} = \frac{1}{N} \sum_{j=1}^N x_j \quad (14.1.1)$$

which estimates the value around which central clustering occurs. Note the use of an overbar to denote the mean; angle brackets are an equally common notation, e.g.,  $\langle x \rangle$ . You should be aware that the mean is not the only available estimator of this

In the other category, model-dependent statistics, we lump the whole subject of fitting data to a theory, parameter estimation, least-squares fits, and so on. Those subjects are introduced in Chapter 15.

Section 14.1 deals with so-called *measures of central tendency*, the moments of a distribution, the median and mode. In §14.2 we learn to test whether different data sets are drawn from distributions with different values of these measures of central tendency. This leads naturally, in §14.3, to the more general question of whether two distributions can be shown to be (significantly) different.

In §14.4–§14.7, we deal with *measures of association* for two distributions. We want to determine whether two variables are “correlated” or “dependent” on one another. If they are, we want to characterize the degree of correlation in some simple ways. The distinction between parametric and nonparametric (rank) methods is emphasized.

Section 14.8 introduces the concept of data smoothing, and discusses the particular case of Savitzky-Golay smoothing filters.

This chapter draws mathematically on the material on special functions that was presented in Chapter 6, especially §6.1–§6.4. You may wish, at this point, to review those sections.

#### CITED REFERENCES AND FURTHER READING:

- Bevington, P.R. 1969, *Data Reduction and Error Analysis for the Physical Sciences* (New York: McGraw-Hill).
- Stuart, A., and Ord, J.K. 1987, *Kendall's Advanced Theory of Statistics*, 5th ed. (London: Griffin and Co.) [previous eds. published as Kendall, M., and Stuart, A., *The Advanced Theory of Statistics*].
- Norusis, M.J. 1982, *SPSS Introductory Guide: Basic Statistics and Operations*; and 1985, *SPSS-X Advanced Statistics Guide* (New York: McGraw-Hill).
- Dunn, O.J., and Clark, V.A. 1974, *Applied Statistics: Analysis of Variance and Regression* (New York: Wiley).

## 14.1 Moments of a Distribution: Mean, Variance, Skewness, and So Forth

When a set of values has a sufficiently strong central tendency, that is, a tendency to cluster around some particular value, then it may be useful to characterize the set by a few numbers that are related to its *moments*, the sums of integer powers of the values.

Best known is the *mean* of the values  $x_1, \dots, x_N$ ,

$$\bar{x} = \frac{1}{N} \sum_{j=1}^N x_j \quad (14.1.1)$$

which estimates the value around which central clustering occurs. Note the use of an overbar to denote the mean; angle brackets are an equally common notation, e.g.,  $\langle x \rangle$ . You should be aware that the mean is not the only available estimator of this

quantity, nor is it necessarily the best one. For values drawn from a probability distribution with very broad “tails,” the mean may converge poorly, or not at all, as the number of sampled points is increased. Alternative estimators, the *median* and the *mode*, are mentioned at the end of this section.

Having characterized a distribution’s central value, one conventionally next characterizes its “width” or “variability” around that value. Here again, more than one measure is available. Most common is the *variance*,

$$\text{Var}(x_1 \dots x_N) = \frac{1}{N-1} \sum_{j=1}^N (x_j - \bar{x})^2 \quad (14.1.2)$$

or its square root, the *standard deviation*,

$$\sigma(x_1 \dots x_N) = \sqrt{\text{Var}(x_1 \dots x_N)} \quad (14.1.3)$$

Equation (14.1.2) estimates the mean squared deviation of  $x$  from its mean value. There is a long story about why the denominator of (14.1.2) is  $N-1$  instead of  $N$ . If you have never heard that story, you may consult any good statistics text. Here we will be content to note that the  $N-1$  *should* be changed to  $N$  if you are ever in the situation of measuring the variance of a distribution whose mean  $\bar{x}$  is known *a priori* rather than being estimated from the data. (We might also comment that if the difference between  $N$  and  $N-1$  ever matters to you, then you are probably up to no good anyway — e.g., trying to substantiate a questionable hypothesis with marginal data.)

As the mean depends on the first moment of the data, so do the variance and standard deviation depend on the second moment. It is not uncommon, in real life, to be dealing with a distribution whose second moment does not exist (i.e., is infinite). In this case, the variance or standard deviation is useless as a measure of the data’s width around its central value: The values obtained from equations (14.1.2) or (14.1.3) will not converge with increased numbers of points, nor show any consistency from data set to data set drawn from the same distribution. This can occur even when the width of the peak looks, by eye, perfectly finite. A more robust estimator of the width is the *average deviation* or *mean absolute deviation*, defined by

$$\text{ADev}(x_1 \dots x_N) = \frac{1}{N} \sum_{j=1}^N |x_j - \bar{x}| \quad (14.1.4)$$

One often substitutes the sample median  $x_{\text{med}}$  for  $\bar{x}$  in equation (14.1.4). For any fixed sample, the median in fact minimizes the mean absolute deviation.

Statisticians have historically sniffed at the use of (14.1.4) instead of (14.1.2), since the absolute value brackets in (14.1.4) are “nonanalytic” and make theorem-proving difficult. In recent years, however, the fashion has changed, and the subject of *robust estimation* (meaning, estimation for broad distributions with significant numbers of “outlier” points) has become a popular and important one. Higher moments, or statistics involving higher powers of the input data, are almost always less robust than lower moments or statistics that involve only linear sums or (the lowest moment of all) counting.

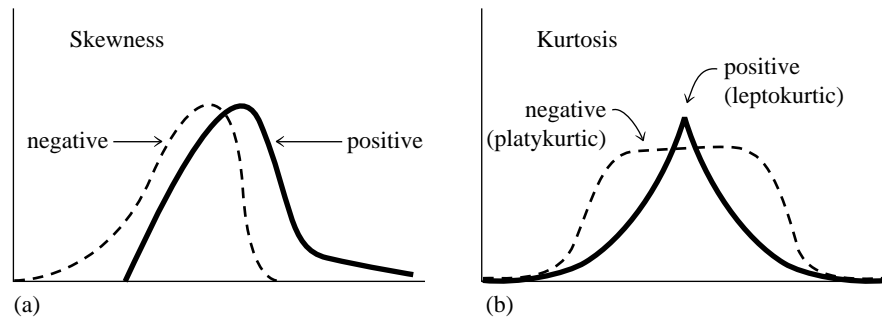


Figure 14.1.1. Distributions whose third and fourth moments are significantly different from a normal (Gaussian) distribution. (a) Skewness or third moment. (b) Kurtosis or fourth moment.

That being the case, the *skewness* or *third moment*, and the *kurtosis* or *fourth moment* should be used with caution or, better yet, not at all.

The skewness characterizes the degree of asymmetry of a distribution around its mean. While the mean, standard deviation, and average deviation are *dimensional* quantities, that is, have the same units as the measured quantities  $x_j$ , the skewness is conventionally defined in such a way as to make it *nondimensional*. It is a pure number that characterizes only the shape of the distribution. The usual definition is

$$\text{Skew}(x_1 \dots x_N) = \frac{1}{N} \sum_{j=1}^N \left[ \frac{x_j - \bar{x}}{\sigma} \right]^3 \quad (14.1.5)$$

where  $\sigma = \sigma(x_1 \dots x_N)$  is the distribution's standard deviation (14.1.3). A positive value of skewness signifies a distribution with an asymmetric tail extending out towards more positive  $x$ ; a negative value signifies a distribution whose tail extends out towards more negative  $x$  (see Figure 14.1.1).

Of course, any set of  $N$  measured values is likely to give a nonzero value for (14.1.5), even if the underlying distribution is in fact symmetrical (has zero skewness). For (14.1.5) to be meaningful, we need to have some idea of *its* standard deviation as an estimator of the skewness of the underlying distribution. Unfortunately, that depends on the shape of the underlying distribution, and rather critically on its tails! For the idealized case of a normal (Gaussian) distribution, the standard deviation of (14.1.5) is approximately  $\sqrt{15/N}$  when  $\bar{x}$  is the true mean, and  $\sqrt{6/N}$  when it is estimated by the sample mean, (14.1.1). In real life it is good practice to believe in skewnesses only when they are several or many times as large as this.

The kurtosis is also a nondimensional quantity. It measures the relative peakedness or flatness of a distribution. Relative to what? A normal distribution, what else! A distribution with positive kurtosis is termed *leptokurtic*; the outline of the Matterhorn is an example. A distribution with negative kurtosis is termed *platykurtic*; the outline of a loaf of bread is an example. (See Figure 14.1.1.) And, as you no doubt expect, an in-between distribution is termed *mesokurtic*.

The conventional definition of the kurtosis is

$$\text{Kurt}(x_1 \dots x_N) = \left\{ \frac{1}{N} \sum_{j=1}^N \left[ \frac{x_j - \bar{x}}{\sigma} \right]^4 \right\} - 3 \quad (14.1.6)$$

where the  $-3$  term makes the value zero for a normal distribution.

The standard deviation of (14.1.6) as an estimator of the kurtosis of an underlying normal distribution is  $\sqrt{96/N}$  when  $\sigma$  is the true standard deviation, and  $\sqrt{24/N}$  when it is the sample estimate (14.1.3). However, the kurtosis depends on such a high moment that there are many real-life distributions for which the standard deviation of (14.1.6) as an estimator is effectively infinite.

Calculation of the quantities defined in this section is perfectly straightforward. Many textbooks use the binomial theorem to expand out the definitions into sums of various powers of the data, e.g., the familiar

$$\text{Var}(x_1 \dots x_N) = \frac{1}{N-1} \left[ \left( \sum_{j=1}^N x_j^2 \right) - N\bar{x}^2 \right] \approx \overline{x^2} - \bar{x}^2 \quad (14.1.7)$$

but this can magnify the roundoff error by a large factor and is generally unjustifiable in terms of computing speed. A clever way to minimize roundoff error, especially for large samples, is to use the *corrected two-pass algorithm* [1]: First calculate  $\bar{x}$ , then calculate  $\text{Var}(x_1 \dots x_N)$  by

$$\text{Var}(x_1 \dots x_N) = \frac{1}{N-1} \left\{ \sum_{j=1}^N (x_j - \bar{x})^2 - \frac{1}{N} \left[ \sum_{j=1}^N (x_j - \bar{x}) \right]^2 \right\} \quad (14.1.8)$$

The second sum would be zero if  $\bar{x}$  were exact, but otherwise it does a good job of correcting the roundoff error in the first term.

```
#include <math.h>
```

```
void moment(float data[], int n, float *ave, float *adev, float *sdev,
            float *var, float *skew, float *curt)
Given an array of data[1..n], this routine returns its mean ave, average deviation adev,
standard deviation sdev, variance var, skewness skew, and kurtosis curt.
{
    void nerror(char error_text[]);
    int j;
    float ep=0.0,s,p;

    if (n <= 1) nerror("n must be at least 2 in moment");
    s=0.0;                               First pass to get the mean.
    for (j=1;j<=n;j++) s += data[j];
    *ave=s/n;
    *adev>(*var)=(*skew)=(*curt)=0.0;     Second pass to get the first (absolute), second, third, and fourth moments of the
    for (j=1;j<=n;j++) {                 deviation from the mean.
        *adev += fabs(s=data[j]-(*ave));
        ep += s;
        *var += (p=s*s);
        *skew += (p *= s);
        *curt += (p *= s);
    }
    *adev /= n;
    *var>(*var-ep*ep/n)/(n-1);           Corrected two-pass formula.
    *sdev=sqrt(*var);                   Put the pieces together according to the conventional definitions.
    if (*var) {
        *skew /= (n>(*var)*(*sdev));
        *curt=(*curt)/(n>(*var)*(*var))-3.0;
    } else nerror("No skew/kurtosis when variance = 0 (in moment)");
}
```

## Semi-Invariants

The mean and variance of independent random variables are additive: If  $x$  and  $y$  are drawn independently from two, possibly different, probability distributions, then

$$\overline{(x+y)} = \bar{x} + \bar{y} \quad \text{Var}(x+y) = \text{Var}(x) + \text{Var}(y) \quad (14.1.9)$$

Higher moments are not, in general, additive. However, certain combinations of them, called *semi-invariants*, are in fact additive. If the centered moments of a distribution are denoted  $M_k$ ,

$$M_k \equiv \langle (x_i - \bar{x})^k \rangle \quad (14.1.10)$$

so that, e.g.,  $M_2 = \text{Var}(x)$ , then the first few semi-invariants, denoted  $I_k$  are given by

$$\begin{aligned} I_2 &= M_2 & I_3 &= M_3 & I_4 &= M_4 - 3M_2^2 \\ I_5 &= M_5 - 10M_2M_3 & I_6 &= M_6 - 15M_2M_4 - 10M_3^2 + 30M_2^3 \end{aligned} \quad (14.1.11)$$

Notice that the skewness and kurtosis, equations (14.1.5) and (14.1.6) are simple powers of the semi-invariants,

$$\text{Skew}(x) = I_3/I_2^{3/2} \quad \text{Kurt}(x) = I_4/I_2^2 \quad (14.1.12)$$

A Gaussian distribution has all its semi-invariants higher than  $I_2$  equal to zero. A Poisson distribution has all of its semi-invariants equal to its mean. For more details, see [2].

## Median and Mode

The median of a probability distribution function  $p(x)$  is the value  $x_{\text{med}}$  for which larger and smaller values of  $x$  are equally probable:

$$\int_{-\infty}^{x_{\text{med}}} p(x) dx = \frac{1}{2} = \int_{x_{\text{med}}}^{\infty} p(x) dx \quad (14.1.13)$$

The median of a distribution is estimated from a sample of values  $x_1, \dots, x_N$  by finding that value  $x_i$  which has equal numbers of values above it and below it. Of course, this is not possible when  $N$  is even. In that case it is conventional to estimate the median as the mean of the unique *two* central values. If the values  $x_j$   $j = 1, \dots, N$  are sorted into ascending (or, for that matter, descending) order, then the formula for the median is

$$x_{\text{med}} = \begin{cases} x_{(N+1)/2}, & N \text{ odd} \\ \frac{1}{2}(x_{N/2} + x_{(N/2)+1}), & N \text{ even} \end{cases} \quad (14.1.14)$$

If a distribution has a strong central tendency, so that most of its area is under a single peak, then the median is an estimator of the central value. It is a more robust estimator than the mean is: The median fails as an estimator only if the area in the tails is large, while the mean fails if the first moment of the tails is large; it is easy to construct examples where the first moment of the tails is large even though their area is negligible.

To find the median of a set of values, one can proceed by sorting the set and then applying (14.1.14). This is a process of order  $N \log N$ . You might rightly think



that this is wasteful, since it yields much more information than just the median (e.g., the upper and lower quartile points, the deciles, etc.). In fact, we saw in §8.5 that the element  $x_{(N+1)/2}$  can be located in of order  $N$  operations. Consult that section for routines.

The *mode* of a probability distribution function  $p(x)$  is the value of  $x$  where it takes on a maximum value. The mode is useful primarily when there is a single, sharp maximum, in which case it estimates the central value. Occasionally, a distribution will be *bimodal*, with two relative maxima; then one may wish to know the two modes individually. Note that, in such cases, the mean and median are not very useful, since they will give only a “compromise” value between the two peaks.

#### CITED REFERENCES AND FURTHER READING:

- Bevington, P.R. 1969, *Data Reduction and Error Analysis for the Physical Sciences* (New York: McGraw-Hill), Chapter 2.
- Stuart, A., and Ord, J.K. 1987, *Kendall's Advanced Theory of Statistics*, 5th ed. (London: Griffin and Co.) [previous eds. published as Kendall, M., and Stuart, A., *The Advanced Theory of Statistics*], vol. 1, §10.15
- Norusis, M.J. 1982, *SPSS Introductory Guide: Basic Statistics and Operations*; and 1985, *SPSS-X Advanced Statistics Guide* (New York: McGraw-Hill).
- Chan, T.F., Golub, G.H., and LeVeque, R.J. 1983, *American Statistician*, vol. 37, pp. 242–247. [1]
- Cramér, H. 1946, *Mathematical Methods of Statistics* (Princeton: Princeton University Press), §15.10. [2]

## 14.2 Do Two Distributions Have the Same Means or Variances?

Not uncommonly we want to know whether two distributions have the same mean. For example, a first set of measured values may have been gathered before some event, a second set after it. We want to know whether the event, a “treatment” or a “change in a control parameter,” made a difference.

Our first thought is to ask “how many standard deviations” one sample mean is from the other. That number may in fact be a useful thing to know. It does relate to the strength or “importance” of a difference of means *if that difference is genuine*. However, by itself, it says nothing about whether the difference *is* genuine, that is, statistically significant. A difference of means can be very small compared to the standard deviation, and yet very significant, if the number of data points is large. Conversely, a difference may be moderately large but not significant, if the data are sparse. We will be meeting these distinct concepts of *strength* and *significance* several times in the next few sections.

A quantity that measures the significance of a difference of means is not the number of standard deviations that they are apart, but the number of so-called *standard errors* that they are apart. The standard error of a set of values measures the accuracy with which the sample mean estimates the population (or “true”) mean. Typically the standard error is equal to the sample’s standard deviation divided by the square root of the number of points in the sample.

that this is wasteful, since it yields much more information than just the median (e.g., the upper and lower quartile points, the deciles, etc.). In fact, we saw in §8.5 that the element  $x_{(N+1)/2}$  can be located in of order  $N$  operations. Consult that section for routines.

The *mode* of a probability distribution function  $p(x)$  is the value of  $x$  where it takes on a maximum value. The mode is useful primarily when there is a single, sharp maximum, in which case it estimates the central value. Occasionally, a distribution will be *bimodal*, with two relative maxima; then one may wish to know the two modes individually. Note that, in such cases, the mean and median are not very useful, since they will give only a “compromise” value between the two peaks.

#### CITED REFERENCES AND FURTHER READING:

- Bevington, P.R. 1969, *Data Reduction and Error Analysis for the Physical Sciences* (New York: McGraw-Hill), Chapter 2.
- Stuart, A., and Ord, J.K. 1987, *Kendall's Advanced Theory of Statistics*, 5th ed. (London: Griffin and Co.) [previous eds. published as Kendall, M., and Stuart, A., *The Advanced Theory of Statistics*], vol. 1, §10.15
- Norusis, M.J. 1982, *SPSS Introductory Guide: Basic Statistics and Operations*; and 1985, *SPSS-X Advanced Statistics Guide* (New York: McGraw-Hill).
- Chan, T.F., Golub, G.H., and LeVeque, R.J. 1983, *American Statistician*, vol. 37, pp. 242–247. [1]
- Cramér, H. 1946, *Mathematical Methods of Statistics* (Princeton: Princeton University Press), §15.10. [2]

## 14.2 Do Two Distributions Have the Same Means or Variances?

Not uncommonly we want to know whether two distributions have the same mean. For example, a first set of measured values may have been gathered before some event, a second set after it. We want to know whether the event, a “treatment” or a “change in a control parameter,” made a difference.

Our first thought is to ask “how many standard deviations” one sample mean is from the other. That number may in fact be a useful thing to know. It does relate to the strength or “importance” of a difference of means *if that difference is genuine*. However, by itself, it says nothing about whether the difference *is* genuine, that is, statistically significant. A difference of means can be very small compared to the standard deviation, and yet very significant, if the number of data points is large. Conversely, a difference may be moderately large but not significant, if the data are sparse. We will be meeting these distinct concepts of *strength* and *significance* several times in the next few sections.

A quantity that measures the significance of a difference of means is not the number of standard deviations that they are apart, but the number of so-called *standard errors* that they are apart. The standard error of a set of values measures the accuracy with which the sample mean estimates the population (or “true”) mean. Typically the standard error is equal to the sample’s standard deviation divided by the square root of the number of points in the sample.

## Student's *t*-test for Significantly Different Means

Applying the concept of standard error, the conventional statistic for measuring the significance of a difference of means is termed *Student's t*. When the two distributions are thought to have the same variance, but possibly different means, then Student's *t* is computed as follows: First, estimate the standard error of the difference of the means,  $s_D$ , from the “pooled variance” by the formula

$$s_D = \sqrt{\frac{\sum_{i \in A} (x_i - \bar{x}_A)^2 + \sum_{i \in B} (x_i - \bar{x}_B)^2}{N_A + N_B - 2} \left( \frac{1}{N_A} + \frac{1}{N_B} \right)} \quad (14.2.1)$$

where each sum is over the points in one sample, the first or second, each mean likewise refers to one sample or the other, and  $N_A$  and  $N_B$  are the numbers of points in the first and second samples, respectively. Second, compute *t* by

$$t = \frac{\bar{x}_A - \bar{x}_B}{s_D} \quad (14.2.2)$$

Third, evaluate the significance of this value of *t* for Student's distribution with  $N_A + N_B - 2$  degrees of freedom, by equations (6.4.7) and (6.4.9), and by the routine `betai` (incomplete beta function) of §6.4.

The significance is a number between zero and one, and is the probability that  $|t|$  could be this large or larger just by chance, for distributions with equal means. Therefore, a small numerical value of the significance (0.05 or 0.01) means that the observed difference is “very significant.” The function  $A(t|\nu)$  in equation (6.4.7) is one minus the significance.

As a routine, we have

```
#include <math.h>

void ttest(float data1[], unsigned long n1, float data2[], unsigned long n2,
           float *t, float *prob)
Given the arrays data1[1..n1] and data2[1..n2], this routine returns Student's t as t,
and its significance as prob, small values of prob indicating that the arrays have significantly
different means. The data arrays are assumed to be drawn from populations with the same
true variance.
{
    void avevar(float data[], unsigned long n, float *ave, float *var);
    float betai(float a, float b, float x);
    float var1,var2,svar,df,ave1,ave2;

    avevar(data1,n1,&ave1,&var1);
    avevar(data2,n2,&ave2,&var2);
    df=n1+n2-2;                               Degrees of freedom.
    svar=((n1-1)*var1+(n2-1)*var2)/df;         Pooled variance.
    *t=(ave1-ave2)/sqrt(svar*(1.0/n1+1.0/n2));
    *prob=betai(0.5*df,0.5,df/(df+(*t)*(*t)));  See equation (6.4.9).
}
```

which makes use of the following routine for computing the mean and variance of a set of numbers,

```

void avevar(float data[], unsigned long n, float *ave, float *var)
Given array data[1..n], returns its mean as ave and its variance as var.
{
    unsigned long j;
    float s,ep;

    for (*ave=0.0,j=1;j<=n;j++) *ave += data[j];
    *ave /= n;
    *var=ep=0.0;
    for (j=1;j<=n;j++) {
        s=data[j]-(*ave);
        ep += s;
        *var += s*s;
    }
    *var=(*var-ep*ep/n)/(n-1);          Corrected two-pass formula (14.1.8).
}

```

The next case to consider is where the two distributions have significantly different variances, but we nevertheless want to know if their means are the same or different. (A treatment for baldness has caused some patients to *lose* all their hair and turned others into werewolves, but we want to know if it helps cure baldness *on the average!*) Be suspicious of the unequal-variance *t*-test: If two distributions have very different variances, then they may also be substantially different in shape; in that case, the difference of the means may not be a particularly useful thing to know.

To find out whether the two data sets have variances that are significantly different, you use the *F*-test, described later on in this section.

The relevant statistic for the unequal variance *t*-test is

$$t = \frac{\bar{x}_A - \bar{x}_B}{[\text{Var}(x_A)/N_A + \text{Var}(x_B)/N_B]^{1/2}} \quad (14.2.3)$$

This statistic is distributed *approximately* as Student's *t* with a number of degrees of freedom equal to

$$\frac{\left[ \frac{\text{Var}(x_A)}{N_A} + \frac{\text{Var}(x_B)}{N_B} \right]^2}{\frac{[\text{Var}(x_A)/N_A]^2}{N_A - 1} + \frac{[\text{Var}(x_B)/N_B]^2}{N_B - 1}} \quad (14.2.4)$$

Expression (14.2.4) is in general not an integer, but equation (6.4.7) doesn't care.

The routine is

```

#include <math.h>
#include "nrutil.h"

void tutest(float data1[], unsigned long n1, float data2[], unsigned long n2,
            float *t, float *prob)
Given the arrays data1[1..n1] and data2[1..n2], this routine returns Student's t as t, and
its significance as prob, small values of prob indicating that the arrays have significantly different
means. The data arrays are allowed to be drawn from populations with unequal variances.
{
    void avevar(float data[], unsigned long n, float *ave, float *var);
    float betai(float a, float b, float x);
    float var1,var2,df,ave1,ave2;

```

```

avevar(data1,n1,&ave1,&var1);
avevar(data2,n2,&ave2,&var2);
*t=(ave1-ave2)/sqrt(var1/n1+var2/n2);
df=SQR(var1/n1+var2/n2)/(SQR(var1/n1)/(n1-1)+SQR(var2/n2)/(n2-1));
*prob=betai(0.5*df,0.5,df/(df+SQR(*t)));
}

```

Our final example of a Student's  $t$  test is the case of *paired samples*. Here we imagine that much of the variance in *both* samples is due to effects that are point-by-point identical in the two samples. For example, we might have two job candidates who have each been rated by the same ten members of a hiring committee. We want to know if the means of the ten scores differ significantly. We first try `ttest` above, and obtain a value of `prob` that is not especially significant (e.g.,  $> 0.05$ ). But perhaps the significance is being washed out by the tendency of some committee members always to give high scores, others always to give low scores, which increases the apparent variance and thus decreases the significance of any difference in the means. We thus try the paired-sample formulas,

$$\text{Cov}(x_A, x_B) \equiv \frac{1}{N-1} \sum_{i=1}^N (x_{Ai} - \bar{x}_A)(x_{Bi} - \bar{x}_B) \quad (14.2.5)$$

$$s_D = \left[ \frac{\text{Var}(x_A) + \text{Var}(x_B) - 2\text{Cov}(x_A, x_B)}{N} \right]^{1/2} \quad (14.2.6)$$

$$t = \frac{\bar{x}_A - \bar{x}_B}{s_D} \quad (14.2.7)$$

where  $N$  is the number in each sample (number of pairs). Notice that it is important that a particular value of  $i$  label the corresponding points in each sample, that is, the ones that are paired. The significance of the  $t$  statistic in (14.2.7) is evaluated for  $N - 1$  degrees of freedom.

The routine is

```

#include <math.h>

void tptest(float data1[], float data2[], unsigned long n, float *t,
           float *prob)
Given the paired arrays data1[1..n] and data2[1..n], this routine returns Student's t for
paired data as t, and its significance as prob, small values of prob indicating a significant
difference of means.
{
    void avevar(float data[], unsigned long n, float *ave, float *var);
    float betai(float a, float b, float x);
    unsigned long j;
    float var1,var2,ave1,ave2,sd,df,cov=0.0;

    avevar(data1,n,&ave1,&var1);
    avevar(data2,n,&ave2,&var2);
    for (j=1;j<=n;j++)
        cov += (data1[j]-ave1)*(data2[j]-ave2);
    cov /= df=n-1;
    sd=sqrt((var1+var2-2.0*cov)/n);
    *t=(ave1-ave2)/sd;
    *prob=betai(0.5*df,0.5,df/(df+(*t)*(*t)));
}

```

## F-Test for Significantly Different Variances

The *F*-test tests the hypothesis that two samples have different variances by trying to reject the null hypothesis that their variances are actually consistent. The statistic *F* is the ratio of one variance to the other, so values either  $\gg 1$  or  $\ll 1$  will indicate very significant differences. The distribution of *F* in the null case is given in equation (6.4.11), which is evaluated using the routine `betai`. In the most common case, we are willing to disprove the null hypothesis (of equal variances) by either very large or very small values of *F*, so the correct significance is *two-tailed*, the sum of two incomplete beta functions. It turns out, by equation (6.4.3), that the two tails are always equal; we need compute only one, and double it. Occasionally, when the null hypothesis is strongly viable, the identity of the two tails can become confused, giving an indicated probability greater than one. Changing the probability to two minus itself correctly exchanges the tails. These considerations and equation (6.4.3) give the routine

```
void fttest(float data1[], unsigned long n1, float data2[], unsigned long n2,
float *f, float *prob)
Given the arrays data1[1..n1] and data2[1..n2], this routine returns the value of f, and
its significance as prob. Small values of prob indicate that the two arrays have significantly
different variances.
{
void avevar(float data[], unsigned long n, float *ave, float *var);
float betai(float a, float b, float x);
float var1,var2,ave1,ave2,df1,df2;

avevar(data1,n1,&ave1,&var1);
avevar(data2,n2,&ave2,&var2);
if (var1 > var2) {           Make F the ratio of the larger variance to the smaller
*f=var1/var2;               one.
df1=n1-1;
df2=n2-1;
} else {
*f=var2/var1;
df1=n2-1;
df2=n1-1;
}
*prob = 2.0*betai(0.5*df2,0.5*df1,df2/(df2+df1*(f)));
if (*prob > 1.0) *prob=2.0-*prob;
}
```

### CITED REFERENCES AND FURTHER READING:

- von Mises, R. 1964, *Mathematical Theory of Probability and Statistics* (New York: Academic Press), Chapter IX(B).  
Norusis, M.J. 1982, *SPSS Introductory Guide: Basic Statistics and Operations*; and 1985, *SPSS-X Advanced Statistics Guide* (New York: McGraw-Hill).

### 14.3 Are Two Distributions Different?

Given two sets of data, we can generalize the questions asked in the previous section and ask the single question: Are the two sets drawn from the same distribution function, or from different distribution functions? Equivalently, in proper statistical language, “Can we disprove, to a certain required level of significance, the null hypothesis that two data sets are drawn from the same population distribution function?” Disproving the null hypothesis in effect proves that the data sets are from different distributions. Failing to disprove the null hypothesis, on the other hand, only shows that the data sets can be *consistent* with a single distribution function. One can never *prove* that two data sets come from a single distribution, since (e.g.) no practical amount of data can distinguish between two distributions which differ only by one part in  $10^{10}$ .

Proving that two distributions are different, or showing that they are consistent, is a task that comes up all the time in many areas of research: Are the visible stars distributed uniformly in the sky? (That is, is the distribution of stars as a function of declination — position in the sky — the same as the distribution of sky area as a function of declination?) Are educational patterns the same in Brooklyn as in the Bronx? (That is, are the distributions of people as a function of last-grade-attended the same?) Do two brands of fluorescent lights have the same distribution of burn-out times? Is the incidence of chicken pox the same for first-born, second-born, third-born children, etc.?

These four examples illustrate the four combinations arising from two different dichotomies: (1) The data are either continuous or binned. (2) Either we wish to compare one data set to a known distribution, or we wish to compare two equally unknown data sets. The data sets on fluorescent lights and on stars are continuous, since we can be given lists of individual burnout times or of stellar positions. The data sets on chicken pox and educational level are binned, since we are given tables of numbers of events in discrete categories: first-born, second-born, etc.; or 6th Grade, 7th Grade, etc. Stars and chicken pox, on the other hand, share the property that the null hypothesis is a known distribution (distribution of area in the sky, or incidence of chicken pox in the general population). Fluorescent lights and educational level involve the comparison of two equally unknown data sets (the two brands, or Brooklyn and the Bronx).

One can always turn continuous data into binned data, by grouping the events into specified ranges of the continuous variable(s): declinations between 0 and 10 degrees, 10 and 20, 20 and 30, etc. Binning involves a loss of information, however. Also, there is often considerable arbitrariness as to how the bins should be chosen. Along with many other investigators, we prefer to avoid unnecessary binning of data.

The accepted test for differences between binned distributions is the *chi-square test*. For continuous data as a function of a single variable, the most generally accepted test is the *Kolmogorov-Smirnov test*. We consider each in turn.

#### Chi-Square Test

Suppose that  $N_i$  is the number of events observed in the  $i$ th bin, and that  $n_i$  is the number expected according to some known distribution. Note that the  $N_i$ 's are

### 14.3 Are Two Distributions Different?

Given two sets of data, we can generalize the questions asked in the previous section and ask the single question: Are the two sets drawn from the same distribution function, or from different distribution functions? Equivalently, in proper statistical language, “Can we disprove, to a certain required level of significance, the null hypothesis that two data sets are drawn from the same population distribution function?” Disproving the null hypothesis in effect proves that the data sets are from different distributions. Failing to disprove the null hypothesis, on the other hand, only shows that the data sets can be *consistent* with a single distribution function. One can never *prove* that two data sets come from a single distribution, since (e.g.) no practical amount of data can distinguish between two distributions which differ only by one part in  $10^{10}$ .

Proving that two distributions are different, or showing that they are consistent, is a task that comes up all the time in many areas of research: Are the visible stars distributed uniformly in the sky? (That is, is the distribution of stars as a function of declination — position in the sky — the same as the distribution of sky area as a function of declination?) Are educational patterns the same in Brooklyn as in the Bronx? (That is, are the distributions of people as a function of last-grade-attended the same?) Do two brands of fluorescent lights have the same distribution of burn-out times? Is the incidence of chicken pox the same for first-born, second-born, third-born children, etc.?

These four examples illustrate the four combinations arising from two different dichotomies: (1) The data are either continuous or binned. (2) Either we wish to compare one data set to a known distribution, or we wish to compare two equally unknown data sets. The data sets on fluorescent lights and on stars are continuous, since we can be given lists of individual burnout times or of stellar positions. The data sets on chicken pox and educational level are binned, since we are given tables of numbers of events in discrete categories: first-born, second-born, etc.; or 6th Grade, 7th Grade, etc. Stars and chicken pox, on the other hand, share the property that the null hypothesis is a known distribution (distribution of area in the sky, or incidence of chicken pox in the general population). Fluorescent lights and educational level involve the comparison of two equally unknown data sets (the two brands, or Brooklyn and the Bronx).

One can always turn continuous data into binned data, by grouping the events into specified ranges of the continuous variable(s): declinations between 0 and 10 degrees, 10 and 20, 20 and 30, etc. Binning involves a loss of information, however. Also, there is often considerable arbitrariness as to how the bins should be chosen. Along with many other investigators, we prefer to avoid unnecessary binning of data.

The accepted test for differences between binned distributions is the *chi-square test*. For continuous data as a function of a single variable, the most generally accepted test is the *Kolmogorov-Smirnov test*. We consider each in turn.

#### Chi-Square Test

Suppose that  $N_i$  is the number of events observed in the  $i$ th bin, and that  $n_i$  is the number expected according to some known distribution. Note that the  $N_i$ 's are

Sample page from NUMERICAL RECIPES IN C: THE ART OF SCIENTIFIC COMPUTING (ISBN 0-521-43108-5)  
 Copyright (C) 1988-1992 by Cambridge University Press. Programs Copyright (C) 1988-1992 by Numerical Recipes Software.  
 Permission is granted for internet users to make one paper copy for their own personal use. Further reproduction, or any copying of machine-readable files (including this one), to any server computer, is strictly prohibited. To order Numerical Recipes books or CDROMs, visit website <http://www.nr.com> or call 1-800-872-7423 (North America only), or send email to [directcustserv@cambridge.org](mailto:directcustserv@cambridge.org) (outside North America).



integers, while the  $n_i$ 's may not be. Then the chi-square statistic is

$$\chi^2 = \sum_i \frac{(N_i - n_i)^2}{n_i} \quad (14.3.1)$$

where the sum is over all bins. A large value of  $\chi^2$  indicates that the null hypothesis (that the  $N_i$ 's are drawn from the population represented by the  $n_i$ 's) is rather unlikely.

Any term  $j$  in (14.3.1) with  $0 = n_j = N_j$  should be omitted from the sum. A term with  $n_j = 0$ ,  $N_j \neq 0$  gives an infinite  $\chi^2$ , as it should, since in this case the  $N_i$ 's cannot possibly be drawn from the  $n_i$ 's!

The *chi-square probability function*  $Q(\chi^2|\nu)$  is an incomplete gamma function, and was already discussed in §6.2 (see equation 6.2.18). Strictly speaking  $Q(\chi^2|\nu)$  is the probability that the sum of the squares of  $\nu$  random *normal* variables of unit variance (and zero mean) will be greater than  $\chi^2$ . The terms in the sum (14.3.1) are not individually normal. However, if either the number of bins is large ( $\gg 1$ ), or the number of events in each bin is large ( $\gg 1$ ), then the chi-square probability function is a good approximation to the distribution of (14.3.1) in the case of the null hypothesis. Its use to estimate the significance of the chi-square test is standard.

The appropriate value of  $\nu$ , the number of degrees of freedom, bears some additional discussion. If the data are collected with the model  $n_i$ 's fixed — that is, not later renormalized to fit the total observed number of events  $\Sigma N_i$  — then  $\nu$  equals the number of bins  $N_B$ . (Note that this is *not* the total number of *events*!) Much more commonly, the  $n_i$ 's are normalized after the fact so that their sum equals the sum of the  $N_i$ 's. In this case the correct value for  $\nu$  is  $N_B - 1$ , and the model is said to have one constraint (knstrn=1 in the program below). If the model that gives the  $n_i$ 's has additional free parameters that were adjusted after the fact to agree with the data, then each of these additional “fitted” parameters decreases  $\nu$  (and increases knstrn) by one additional unit.

We have, then, the following program:

```
void chsone(float bins[], float ebins[], int nbins, int knstrn, float *df,
float *chsq, float *prob)
Given the array bins[1..nbins] containing the observed numbers of events, and an array
ebins[1..nbins] containing the expected numbers of events, and given the number of con-
straints knstrn (normally one), this routine returns (trivially) the number of degrees of freedom
df, and (nontrivially) the chi-square chsq and the significance prob. A small value of prob
indicates a significant difference between the distributions bins and ebins. Note that bins
and ebins are both float arrays, although bins will normally contain integer values.
{
    float gammq(float a, float x);
    void nrerror(char error_text[]);
    int j;
    float temp;

    *df=nbins-knstrn;
    *chsq=0.0;
    for (j=1;j<=nbins;j++) {
        if (ebins[j] <= 0.0) nrerror("Bad expected number in chsone");
        temp=bins[j]-ebins[j];
        *chsq += temp*temp/ebins[j];
    }
    *prob=gammq(0.5*(*df),0.5*(*chsq));      Chi-square probability function. See §6.2.
}
```

Next we consider the case of comparing *two* binned data sets. Let  $R_i$  be the number of events in bin  $i$  for the first data set,  $S_i$  the number of events in the same bin  $i$  for the second data set. Then the chi-square statistic is

$$\chi^2 = \sum_i \frac{(R_i - S_i)^2}{R_i + S_i} \quad (14.3.2)$$

Comparing (14.3.2) to (14.3.1), you should note that the denominator of (14.3.2) is *not* just the average of  $R_i$  and  $S_i$  (which would be an estimator of  $n_i$  in 14.3.1). Rather, it is twice the average, the sum. The reason is that each term in a chi-square sum is supposed to approximate the square of a normally distributed quantity with unit variance. The variance of the difference of two normal quantities is the sum of their individual variances, not the average.

If the data were collected in such a way that the sum of the  $R_i$ 's is necessarily equal to the sum of  $S_i$ 's, then the number of degrees of freedom is equal to one less than the number of bins,  $N_B - 1$  (that is, `knstrn = 1`), the usual case. If this requirement were absent, then the number of degrees of freedom would be  $N_B$ . Example: A birdwatcher wants to know whether the distribution of sighted birds as a function of species is the same this year as last. Each bin corresponds to one species. If the birdwatcher takes his data to be the first 1000 birds that he saw in each year, then the number of degrees of freedom is  $N_B - 1$ . If he takes his data to be all the birds he saw on a random sample of days, the same days in each year, then the number of degrees of freedom is  $N_B$  (`knstrn = 0`). In this latter case, note that he is also testing whether the birds were more numerous overall in one year or the other: That is the extra degree of freedom. Of course, any additional constraints on the data set lower the number of degrees of freedom (i.e., increase `knstrn` to *more positive* values) in accordance with their number.

The program is

```
void chstwo(float bins1[], float bins2[], int nbins, int knstrn, float *df,
float *chsq, float *prob)
Given the arrays bins1[1..nbins] and bins2[1..nbins], containing two sets of binned
data, and given the number of constraints knstrn (normally 1 or 0), this routine returns the
number of degrees of freedom df, the chi-square chsq, and the significance prob. A small value
of prob indicates a significant difference between the distributions bins1 and bins2. Note that
bins1 and bins2 are both float arrays, although they will normally contain integer values.
{
    float gammq(float a, float x);
    int j;
    float temp;

    *df=nbins-knstrn;
    *chsq=0.0;
    for (j=1;j<=nbins;j++)
        if (bins1[j] == 0.0 && bins2[j] == 0.0)
            --(*df);                               No data means one less degree of free-
        else {                                       dom.
            temp=bins1[j]-bins2[j];
            *chsq += temp*temp/(bins1[j]+bins2[j]);
        }
    *prob=gammq(0.5*(*df),0.5*(*chsq));           Chi-square probability function. See §6.2.
}
```

Equation (14.3.2) and the routine `chstwo` both apply to the case where the total number of data points is the same in the two binned sets. For unequal numbers of data points, the formula analogous to (14.3.2) is

$$\chi^2 = \sum_i \frac{(\sqrt{S/R}R_i - \sqrt{R/S}S_i)^2}{R_i + S_i} \quad (14.3.3)$$

where

$$R \equiv \sum_i R_i \quad S \equiv \sum_i S_i \quad (14.3.4)$$

are the respective numbers of data points. It is straightforward to make the corresponding change in `chstwo`.

### Kolmogorov-Smirnov Test

The Kolmogorov-Smirnov (or *K-S*) test is applicable to unbinned distributions that are functions of a single independent variable, that is, to data sets where each data point can be associated with a single number (lifetime of each lightbulb when it burns out, or declination of each star). In such cases, the list of data points can be easily converted to an unbiased estimator  $S_N(x)$  of the *cumulative* distribution function of the probability distribution from which it was drawn: If the  $N$  events are located at values  $x_i$ ,  $i = 1, \dots, N$ , then  $S_N(x)$  is the function giving the fraction of data points to the left of a given value  $x$ . This function is obviously constant between consecutive (i.e., sorted into ascending order)  $x_i$ 's, and jumps by the same constant  $1/N$  at each  $x_i$ . (See Figure 14.3.1.)

Different distribution functions, or sets of data, give different cumulative distribution function estimates by the above procedure. However, all cumulative distribution functions agree at the smallest allowable value of  $x$  (where they are zero), and at the largest allowable value of  $x$  (where they are unity). (The smallest and largest values might of course be  $\pm\infty$ .) So it is the behavior between the largest and smallest values that distinguishes distributions.

One can think of any number of statistics to measure the overall difference between two cumulative distribution functions: the absolute value of the area between them, for example. Or their integrated mean square difference. The Kolmogorov-Smirnov  $D$  is a particularly simple measure: It is defined as the *maximum value* of the absolute difference between two cumulative distribution functions. Thus, for comparing one data set's  $S_N(x)$  to a known cumulative distribution function  $P(x)$ , the *K-S* statistic is

$$D = \max_{-\infty < x < \infty} |S_N(x) - P(x)| \quad (14.3.5)$$

while for comparing two different cumulative distribution functions  $S_{N_1}(x)$  and  $S_{N_2}(x)$ , the *K-S* statistic is

$$D = \max_{-\infty < x < \infty} |S_{N_1}(x) - S_{N_2}(x)| \quad (14.3.6)$$

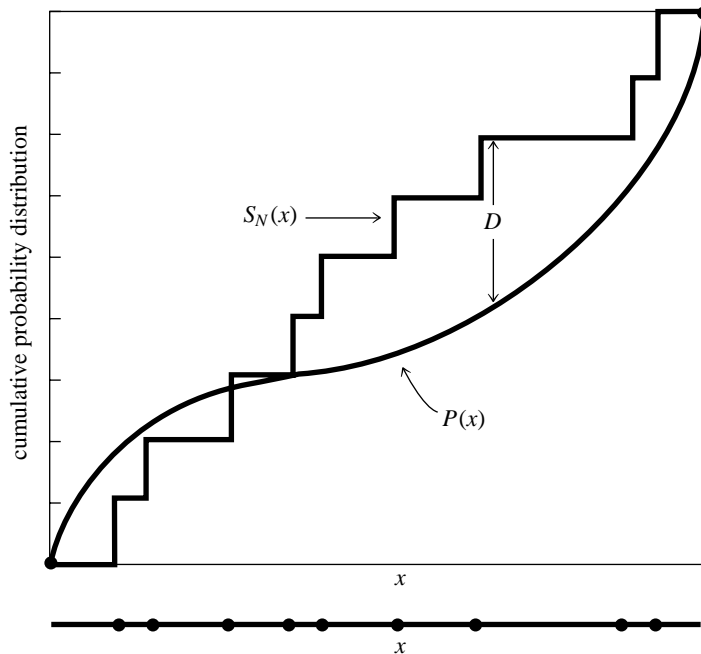


Figure 14.3.1. Kolmogorov-Smirnov statistic  $D$ . A measured distribution of values in  $x$  (shown as  $N$  dots on the lower abscissa) is to be compared with a theoretical distribution whose cumulative probability distribution is plotted as  $P(x)$ . A step-function cumulative probability distribution  $S_N(x)$  is constructed, one that rises an equal amount at each measured point.  $D$  is the greatest distance between the two cumulative distributions.

What makes the K–S statistic useful is that *its* distribution in the case of the null hypothesis (data sets drawn from the same distribution) can be calculated, at least to useful approximation, thus giving the significance of any observed nonzero value of  $D$ . A central feature of the K–S test is that it is invariant under reparametrization of  $x$ ; in other words, you can locally slide or stretch the  $x$  axis in Figure 14.3.1, and the maximum distance  $D$  remains unchanged. For example, you will get the same significance using  $x$  as using  $\log x$ .

The function that enters into the calculation of the significance can be written as the following sum:

$$Q_{KS}(\lambda) = 2 \sum_{j=1}^{\infty} (-1)^{j-1} e^{-2j^2\lambda^2} \quad (14.3.7)$$

which is a monotonic function with the limiting values

$$Q_{KS}(0) = 1 \quad Q_{KS}(\infty) = 0 \quad (14.3.8)$$

In terms of this function, the significance level of an observed value of  $D$  (as a disproof of the null hypothesis that the distributions are the same) is given approximately [1] by the formula

$$\text{Probability } (D > \text{observed}) = Q_{KS} \left( \left[ \sqrt{N_e} + 0.12 + 0.11/\sqrt{N_e} \right] D \right) \quad (14.3.9)$$

where  $N_e$  is the effective number of data points,  $N_e = N$  for the case (14.3.5) of one distribution, and

$$N_e = \frac{N_1 N_2}{N_1 + N_2} \quad (14.3.10)$$

for the case (14.3.6) of two distributions, where  $N_1$  is the number of data points in the first distribution,  $N_2$  the number in the second.

The nature of the approximation involved in (14.3.9) is that it becomes asymptotically accurate as the  $N_e$  becomes large, but is already quite good for  $N_e \geq 4$ , as small a number as one might ever actually use. (See [1].)

So, we have the following routines for the cases of one and two distributions:

```
#include <math.h>
#include "nrutil.h"

void ksone(float data[], unsigned long n, float (*func)(float), float *d,
           float *prob)
Given an array data[1..n], and given a user-supplied function of a single variable func which
is a cumulative distribution function ranging from 0 (for smallest values of its argument) to 1
(for largest values of its argument), this routine returns the K-S statistic d, and the significance
level prob. Small values of prob show that the cumulative distribution function of data is
significantly different from func. The array data is modified by being sorted into ascending
order.
{
    float probks(float alam);
    void sort(unsigned long n, float arr[]);
    unsigned long j;
    float dt,en,ff,fn,fo=0.0;

    sort(n,data);
    en=n;
    *d=0.0;
    for (j=1;j<=n;j++) {
        fn=j/en;
        ff=(*func)(data[j]);
        dt=FMAX(fabs(fo-ff),fabs(fn-ff));
        if (dt > *d) *d=dt;
        fo=fn;
    }
    en=sqrt(en);
    *prob=probks((en+0.12+0.11/en)*(*d));
}

If the data are already sorted into ascending order, then this call can be omitted.
Loop over the sorted data points.
Data's c.d.f. after this step.
Compare to the user-supplied function.
Maximum distance.
Compute significance.
```

```
#include <math.h>

void kstwo(float data1[], unsigned long n1, float data2[], unsigned long n2,
           float *d, float *prob)
Given an array data1[1..n1], and an array data2[1..n2], this routine returns the K-S
statistic d, and the significance level prob for the null hypothesis that the data sets are
drawn from the same distribution. Small values of prob show that the cumulative distribution
function of data1 is significantly different from that of data2. The arrays data1 and data2
are modified by being sorted into ascending order.
{
    float probks(float alam);
    void sort(unsigned long n, float arr[]);
    unsigned long j1=1,j2=1;
    float d1,d2,dt,en1,en2,en,fn1=0.0,fn2=0.0;
```

Sample page from NUMERICAL RECIPES IN C: THE ART OF SCIENTIFIC COMPUTING (ISBN 0-521-43108-5)  
 Copyright (C) 1988-1992 by Cambridge University Press. Programs Copyright (C) 1988-1992 by Numerical Recipes Software.  
 Permission is granted for internet users to make one paper copy for their own personal use. Further reproduction, or any copying of machine-  
 readable files (including this one) to any server computer, is strictly prohibited. To order Numerical Recipes books or CDROMs, visit website  
<http://www.nr.com> or call 1-800-872-7423 (North America only), or send email to [directcustserv@cambridge.org](mailto:directcustserv@cambridge.org) (outside North America).

```

sort(n1,data1);
sort(n2,data2);
en1=n1;
en2=n2;
*d=0.0;
while (j1 <= n1 && j2 <= n2) {
    if ((d1=data1[j1]) <= (d2=data2[j2])) fn1=j1++/en1;
    if (d2 <= d1) fn2=j2++/en2;
    if ((dt=fabs(fn2-fn1)) > *d) *d=dt;
}
en=sqrt(en1*en2/(en1+en2));
*prob=probks((en+0.12+0.11/en)*(*d));
}

```

If we are not done...  
Next step is in data1.  
Next step is in data2.  
  
Compute significance.

Both of the above routines use the following routine for calculating the function

$Q_{KS}$ :

```

#include <math.h>
#define EPS1 0.001
#define EPS2 1.0e-8

float probks(float alam)
Kolmogorov-Smirnov probability function.
{
    int j;
    float a2,fac=2.0,sum=0.0,term,termbf=0.0;

    a2 = -2.0*alam*alam;
    for (j=1;j<=100;j++) {
        term=fac*exp(a2*j*j);
        sum += term;
        if (fabs(term) <= EPS1*termbf || fabs(term) <= EPS2*sum) return sum;
        fac = -fac;           Alternating signs in sum.
        termbf=fabs(term);
    }
    return 1.0;           Get here only by failing to converge.
}

```

## Variants on the K–S Test

The sensitivity of the K–S test to deviations from a cumulative distribution function  $P(x)$  is not independent of  $x$ . In fact, the K–S test tends to be most sensitive around the median value, where  $P(x) = 0.5$ , and less sensitive at the extreme ends of the distribution, where  $P(x)$  is near 0 or 1. The reason is that the difference  $|S_N(x) - P(x)|$  does not, in the null hypothesis, have a probability distribution that is independent of  $x$ . Rather, its variance is proportional to  $P(x)[1 - P(x)]$ , which is largest at  $P = 0.5$ . Since the K–S statistic (14.3.5) is the maximum difference over all  $x$  of two cumulative distribution functions, a deviation that might be statistically significant at *its own* value of  $x$  gets compared to the expected chance deviation at  $P = 0.5$ , and is thus discounted. A result is that, while the K–S test is good at finding *shifts* in a probability distribution, especially changes in the median value, it is not always so good at finding *spreads*, which more affect the tails of the probability distribution, and which may leave the median unchanged.

One way of increasing the power of the K–S statistic out on the tails is to replace  $D$  (equation 14.3.5) by a so-called *stabilized* or *weighted* statistic [2-4], for example the *Anderson-Darling statistic*,

$$D^* = \max_{-\infty < x < \infty} \frac{|S_N(x) - P(x)|}{\sqrt{P(x)[1 - P(x)]}} \quad (14.3.11)$$

Unfortunately, there is no simple formula analogous to equations (14.3.7) and (14.3.9) for this statistic, although Noé [5] gives a computational method using a recursion relation and provides a graph of numerical results. There are many other possible similar statistics, for example

$$D^{**} = \int_{P=0}^1 \frac{[S_N(x) - P(x)]^2}{P(x)[1 - P(x)]} dP(x) \quad (14.3.12)$$

which is also discussed by Anderson and Darling (see [3]).

Another approach, which we prefer as simpler and more direct, is due to Kuiper [6,7]. We already mentioned that the standard K-S test is invariant under reparametrizations of the variable  $x$ . An even more general symmetry, which guarantees equal sensitivities at all values of  $x$ , is to wrap the  $x$  axis around into a circle (identifying the points at  $\pm\infty$ ), and to look for a statistic that is now invariant under all shifts and parametrizations on the circle. This allows, for example, a probability distribution to be “cut” at some central value of  $x$ , and the left and right halves to be interchanged, without altering the statistic or its significance.

*Kuiper’s statistic*, defined as

$$V = D_+ + D_- = \max_{-\infty < x < \infty} [S_N(x) - P(x)] + \max_{-\infty < x < \infty} [P(x) - S_N(x)] \quad (14.3.13)$$

is the sum of the maximum distance of  $S_N(x)$  above and below  $P(x)$ . You should be able to convince yourself that this statistic has the desired invariance on the circle: Sketch the indefinite integral of two probability distributions defined on the circle as a function of angle around the circle, as the angle goes through several times  $360^\circ$ . If you change the starting point of the integration,  $D_+$  and  $D_-$  change individually, but their sum is constant.

Furthermore, there is a simple formula for the asymptotic distribution of the statistic  $V$ , directly analogous to equations (14.3.7)–(14.3.10). Let

$$Q_{KP}(\lambda) = 2 \sum_{j=1}^{\infty} (4j^2\lambda^2 - 1)e^{-2j^2\lambda^2} \quad (14.3.14)$$

which is monotonic and satisfies

$$Q_{KP}(0) = 1 \quad Q_{KP}(\infty) = 0 \quad (14.3.15)$$

In terms of this function the significance level is [1]

$$\text{Probability}(V > \text{observed}) = Q_{KP}\left(\left[\sqrt{N_e} + 0.155 + 0.24/\sqrt{N_e}\right] V\right) \quad (14.3.16)$$

Here  $N_e$  is  $N$  in the one-sample case, or is given by equation (14.3.10) in the case of two samples.

Of course, Kuiper’s test is ideal for any problem originally defined on a circle, for example, to test whether the distribution in longitude of something agrees with some theory, or whether two somethings have different distributions in longitude. (See also [8].)

We will leave to you the coding of routines analogous to `ksone`, `kstwo`, and `probks`, above. (For  $\lambda < 0.4$ , don’t try to do the sum 14.3.14. Its value is 1, to 7 figures, but the series can require many terms to converge, and loses accuracy to roundoff.)

Two final cautionary notes: First, we should mention that all varieties of K-S test lack the ability to discriminate some kinds of distributions. A simple example is a probability distribution with a narrow “notch” within which the probability falls to zero. Such a distribution is of course ruled out by the existence of even one data point within the notch, but, because of its cumulative nature, a K-S test would require many data points in the notch before signaling a discrepancy.

Second, we should note that, if you estimate any parameters from a data set (e.g., a mean and variance), then the distribution of the K-S statistic  $D$  for a cumulative distribution function  $P(x)$  that uses the estimated parameters is no longer given by equation (14.3.9). In general, you will have to determine the new distribution yourself, e.g., by Monte Carlo methods.

#### CITED REFERENCES AND FURTHER READING:

von Mises, R. 1964, *Mathematical Theory of Probability and Statistics* (New York: Academic Press), Chapters IX(C) and IX(E).

- Stephens, M.A. 1970, *Journal of the Royal Statistical Society*, ser. B, vol. 32, pp. 115–122. [1]
- Anderson, T.W., and Darling, D.A. 1952, *Annals of Mathematical Statistics*, vol. 23, pp. 193–212. [2]
- Darling, D.A. 1957, *Annals of Mathematical Statistics*, vol. 28, pp. 823–838. [3]
- Michael, J.R. 1983, *Biometrika*, vol. 70, no. 1, pp. 11–17. [4]
- Noé, M. 1972, *Annals of Mathematical Statistics*, vol. 43, pp. 58–64. [5]
- Kuiper, N.H. 1962, *Proceedings of the Koninklijke Nederlandse Akademie van Wetenschappen*, ser. A., vol. 63, pp. 38–47. [6]
- Stephens, M.A. 1965, *Biometrika*, vol. 52, pp. 309–321. [7]
- Fisher, N.I., Lewis, T., and Embleton, B.J.J. 1987, *Statistical Analysis of Spherical Data* (New York: Cambridge University Press). [8]

## 14.4 Contingency Table Analysis of Two Distributions

In this section, and the next two sections, we deal with *measures of association* for two distributions. The situation is this: Each data point has two or more different quantities associated with it, and we want to know whether knowledge of one quantity gives us any demonstrable advantage in predicting the value of another quantity. In many cases, one variable will be an “independent” or “control” variable, and another will be a “dependent” or “measured” variable. Then, we want to know if the latter variable *is* in fact dependent on or *associated* with the former variable. If it is, we want to have some quantitative measure of the strength of the association. One often hears this loosely stated as the question of whether two variables are *correlated* or *uncorrelated*, but we will reserve those terms for a particular kind of association (linear, or at least monotonic), as discussed in §14.5 and §14.6.

Notice that, as in previous sections, the different concepts of significance and strength appear: The association between two distributions may be very significant even if that association is weak — if the quantity of data is large enough.

It is useful to distinguish among some different kinds of variables, with different categories forming a loose hierarchy.

- A variable is called *nominal* if its values are the members of some unordered set. For example, “state of residence” is a nominal variable that (in the U.S.) takes on one of 50 values; in astrophysics, “type of galaxy” is a nominal variable with the three values “spiral,” “elliptical,” and “irregular.”
- A variable is termed *ordinal* if its values are the members of a discrete, but ordered, set. Examples are: grade in school, planetary order from the Sun (Mercury = 1, Venus = 2, . . .), number of offspring. There need not be any concept of “equal metric distance” between the values of an ordinal variable, only that they be intrinsically ordered.
- We will call a variable *continuous* if its values are real numbers, as are times, distances, temperatures, etc. (Social scientists sometimes distinguish between *interval* and *ratio* continuous variables, but we do not find that distinction very compelling.)

A continuous variable can always be made into an ordinal one by binning it into ranges. If we choose to ignore the ordering of the bins, then we can turn it into



- Stephens, M.A. 1970, *Journal of the Royal Statistical Society*, ser. B, vol. 32, pp. 115–122. [1]
- Anderson, T.W., and Darling, D.A. 1952, *Annals of Mathematical Statistics*, vol. 23, pp. 193–212. [2]
- Darling, D.A. 1957, *Annals of Mathematical Statistics*, vol. 28, pp. 823–838. [3]
- Michael, J.R. 1983, *Biometrika*, vol. 70, no. 1, pp. 11–17. [4]
- Noé, M. 1972, *Annals of Mathematical Statistics*, vol. 43, pp. 58–64. [5]
- Kuiper, N.H. 1962, *Proceedings of the Koninklijke Nederlandse Akademie van Wetenschappen*, ser. A., vol. 63, pp. 38–47. [6]
- Stephens, M.A. 1965, *Biometrika*, vol. 52, pp. 309–321. [7]
- Fisher, N.I., Lewis, T., and Embleton, B.J.J. 1987, *Statistical Analysis of Spherical Data* (New York: Cambridge University Press). [8]

## 14.4 Contingency Table Analysis of Two Distributions

In this section, and the next two sections, we deal with *measures of association* for two distributions. The situation is this: Each data point has two or more different quantities associated with it, and we want to know whether knowledge of one quantity gives us any demonstrable advantage in predicting the value of another quantity. In many cases, one variable will be an “independent” or “control” variable, and another will be a “dependent” or “measured” variable. Then, we want to know if the latter variable *is* in fact dependent on or *associated* with the former variable. If it is, we want to have some quantitative measure of the strength of the association. One often hears this loosely stated as the question of whether two variables are *correlated* or *uncorrelated*, but we will reserve those terms for a particular kind of association (linear, or at least monotonic), as discussed in §14.5 and §14.6.

Notice that, as in previous sections, the different concepts of significance and strength appear: The association between two distributions may be very significant even if that association is weak — if the quantity of data is large enough.

It is useful to distinguish among some different kinds of variables, with different categories forming a loose hierarchy.

- A variable is called *nominal* if its values are the members of some unordered set. For example, “state of residence” is a nominal variable that (in the U.S.) takes on one of 50 values; in astrophysics, “type of galaxy” is a nominal variable with the three values “spiral,” “elliptical,” and “irregular.”
- A variable is termed *ordinal* if its values are the members of a discrete, but ordered, set. Examples are: grade in school, planetary order from the Sun (Mercury = 1, Venus = 2, . . .), number of offspring. There need not be any concept of “equal metric distance” between the values of an ordinal variable, only that they be intrinsically ordered.
- We will call a variable *continuous* if its values are real numbers, as are times, distances, temperatures, etc. (Social scientists sometimes distinguish between *interval* and *ratio* continuous variables, but we do not find that distinction very compelling.)

A continuous variable can always be made into an ordinal one by binning it into ranges. If we choose to ignore the ordering of the bins, then we can turn it into

	1. red	2. green	...	
1. male	# of red males $N_{11}$	# of green males $N_{12}$	...	# of males $N_{1\cdot}$
2. female	# of red females $N_{21}$	# of green females $N_{22}$	...	# of females $N_{2\cdot}$
⋮	⋮	⋮	⋮	⋮
	# of red $N_{\cdot 1}$	# of green $N_{\cdot 2}$	...	total # $N$

Figure 14.4.1. Example of a contingency table for two nominal variables, here sex and color. The row and column marginals (totals) are shown. The variables are “nominal,” i.e., the order in which their values are listed is arbitrary and does not affect the result of the contingency table analysis. If the ordering of values has some intrinsic meaning, then the variables are “ordinal” or “continuous,” and correlation techniques (§14.5-§14.6) can be utilized.

a nominal variable. Nominal variables constitute the lowest type of the hierarchy, and therefore the most general. For example, a set of *several* continuous or ordinal variables can be turned, if crudely, into a single nominal variable, by coarsely binning each variable and then taking each distinct combination of bin assignments as a single nominal value. When multidimensional data are sparse, this is often the only sensible way to proceed.

The remainder of this section will deal with measures of association between *nominal* variables. For any pair of nominal variables, the data can be displayed as a *contingency table*, a table whose rows are labeled by the values of one nominal variable, whose columns are labeled by the values of the other nominal variable, and whose entries are nonnegative integers giving the number of observed events for each combination of row and column (see Figure 14.4.1). The analysis of association between nominal variables is thus called *contingency table analysis* or *cross-tabulation analysis*.

We will introduce two different approaches. The first approach, based on the chi-square statistic, does a good job of characterizing the significance of association, but is only so-so as a measure of the strength (principally because its numerical values have no very direct interpretations). The second approach, based on the information-theoretic concept of *entropy*, says nothing at all about the significance of association (use chi-square for that!), but is capable of very elegantly characterizing the strength of an association already known to be significant.

### Measures of Association Based on Chi-Square

Some notation first: Let  $N_{ij}$  denote the number of events that occur with the

first variable  $x$  taking on its  $i$ th value, and the second variable  $y$  taking on its  $j$ th value. Let  $N$  denote the total number of events, the sum of all the  $N_{ij}$ 's. Let  $N_{i\cdot}$  denote the number of events for which the first variable  $x$  takes on its  $i$ th value regardless of the value of  $y$ ;  $N_{\cdot j}$  is the number of events with the  $j$ th value of  $y$  regardless of  $x$ . So we have

$$\begin{aligned} N_{i\cdot} &= \sum_j N_{ij} & N_{\cdot j} &= \sum_i N_{ij} \\ N &= \sum_i N_{i\cdot} = \sum_j N_{\cdot j} \end{aligned} \quad (14.4.1)$$

$N_{\cdot j}$  and  $N_{i\cdot}$  are sometimes called the *row and column totals* or *marginals*, but we will use these terms cautiously since we can never keep straight which are the rows and which are the columns!

The null hypothesis is that the two variables  $x$  and  $y$  have no association. In this case, the probability of a particular value of  $x$  given a particular value of  $y$  should be the same as the probability of that value of  $x$  regardless of  $y$ . Therefore, in the null hypothesis, the expected number for any  $N_{ij}$ , which we will denote  $n_{ij}$ , can be calculated from only the row and column totals,

$$\frac{n_{ij}}{N_{\cdot j}} = \frac{N_{i\cdot}}{N} \quad \text{which implies} \quad n_{ij} = \frac{N_{i\cdot} \cdot N_{\cdot j}}{N} \quad (14.4.2)$$

Notice that if a column or row total is zero, then the expected number for all the entries in that column or row is also zero; in that case, the never-occurring bin of  $x$  or  $y$  should simply be removed from the analysis.

The chi-square statistic is now given by equation (14.3.1), which, in the present case, is summed over all entries in the table,

$$\chi^2 = \sum_{i,j} \frac{(N_{ij} - n_{ij})^2}{n_{ij}} \quad (14.4.3)$$

The number of degrees of freedom is equal to the number of entries in the table (product of its row size and column size) minus the number of constraints that have arisen from our use of the data themselves to determine the  $n_{ij}$ . Each row total and column total is a constraint, except that this overcounts by one, since the total of the column totals and the total of the row totals both equal  $N$ , the total number of data points. Therefore, if the table is of size  $I$  by  $J$ , the number of degrees of freedom is  $IJ - I - J + 1$ . Equation (14.4.3), along with the chi-square probability function (§6.2), now give the significance of an association between the variables  $x$  and  $y$ .

Suppose there is a significant association. How do we quantify its strength, so that (e.g.) we can compare the strength of one association with another? The idea here is to find some reparametrization of  $\chi^2$  which maps it into some convenient interval, like 0 to 1, where the result is not dependent on the quantity of data that we happen to sample, but rather depends only on the underlying population from which the data were drawn. There are several different ways of doing this. Two of the more common are called *Cramer's V* and the *contingency coefficient C*.

The formula for Cramer's  $V$  is

$$V = \sqrt{\frac{\chi^2}{N \min(I-1, J-1)}} \quad (14.4.4)$$

where  $I$  and  $J$  are again the numbers of rows and columns, and  $N$  is the total number of events. Cramer's  $V$  has the pleasant property that it lies between zero and one inclusive, equals zero when there is no association, and equals one only when the association is perfect: All the events in any row lie in one unique column, and vice versa. (In chess parlance, no two rooks, placed on a nonzero table entry, can capture each other.)

In the case of  $I = J = 2$ , Cramer's  $V$  is also referred to as the *phi* statistic.

The contingency coefficient  $C$  is defined as

$$C = \sqrt{\frac{\chi^2}{\chi^2 + N}} \quad (14.4.5)$$

It also lies between zero and one, but (as is apparent from the formula) it can never achieve the upper limit. While it can be used to compare the strength of association of two tables with the same  $I$  and  $J$ , its upper limit depends on  $I$  and  $J$ . Therefore it can never be used to compare tables of different sizes.

The trouble with both Cramer's  $V$  and the contingency coefficient  $C$  is that, when they take on values in between their extremes, there is no very direct interpretation of what that value means. For example, you are in Las Vegas, and a friend tells you that there is a small, but significant, association between the color of a croupier's eyes and the occurrence of red and black on his roulette wheel. Cramer's  $V$  is about 0.028, your friend tells you. You know what the usual odds against you are (because of the green zero and double zero on the wheel). Is this association sufficient for you to make money? Don't ask us!

```
#include <math.h>
#include "nrutil.h"
#define TINY 1.0e-30
```

A small number.

```
void cntab1(int **nn, int ni, int nj, float *chisq, float *df, float *prob,
float *cramrv, float *ccc)
Given a two-dimensional contingency table in the form of an integer array nn[1..ni][1..nj],
this routine returns the chi-square chisq, the number of degrees of freedom df, the significance
level prob (small values indicating a significant association), and two measures of association,
Cramer's V (cramrv) and the contingency coefficient C (ccc).
{
float gammq(float a, float x);
int nnj, nni, j, i, minij;
float sum=0.0, expctd, *sumi, *sumj, temp;

sumi=vector(1,ni);
sumj=vector(1,nj);
nni=ni;
nnj=nj;
for (i=1;i<=ni;i++) {
sumi[i]=0.0;
for (j=1;j<=nj;j++) {
sumi[i] += nn[i][j];
sum += nn[i][j];
Number of rows
and columns.
Get the row totals.
```

```

    }
    if (sumi[i] == 0.0) --nni;           Eliminate any zero rows by reducing the num-
}                                     ber.
for (j=1;j<=nj;j++) {               Get the column totals.
    sumj[j]=0.0;
    for (i=1;i<=ni;i++) sumj[j] += nn[i][j];
    if (sumj[j] == 0.0) --nnj;       Eliminate any zero columns.
}
*df=nni*nnj-nni-nnj+1;              Corrected number of degrees of freedom.
*chisq=0.0;
for (i=1;i<=ni;i++) {              Do the chi-square sum.
    for (j=1;j<=nj;j++) {
        expctd=sumj[j]*sumi[i]/sum;
        temp=nn[i][j]-expctd;
        *chisq += temp*temp/(expctd+TINY);   Here TINY guarantees that any
    }                                         eliminated row or column will
}                                             not contribute to the sum.
*prob=gammq(0.5*(df),0.5*(chisq));        Chi-square probability function.
mini = nni < nnj ? nni-1 : nnj-1;
*cramrv=sqrt(*chisq/(sum*mini));
*ccc=sqrt(*chisq/(*chisq+sum));
free_vector(sumj,1,nj);
free_vector(sumi,1,ni);
}

```

## Measures of Association Based on Entropy

Consider the game of “twenty questions,” where by repeated yes/no questions you try to eliminate all except one correct possibility for an unknown object. Better yet, consider a generalization of the game, where you are allowed to ask multiple choice questions as well as binary (yes/no) ones. The categories in your multiple choice questions are supposed to be mutually exclusive and exhaustive (as are “yes” and “no”).

The value to you of an answer increases with the number of possibilities that it eliminates. More specifically, an answer that eliminates all except a fraction  $p$  of the remaining possibilities can be assigned a value  $-\ln p$  (a positive number, since  $p < 1$ ). The purpose of the logarithm is to make the value additive, since (e.g.) one question that eliminates all but 1/6 of the possibilities is considered as good as two questions that, in sequence, reduce the number by factors 1/2 and 1/3.

So that is the value of an answer; but what is the value of a question? If there are  $I$  possible answers to the question ( $i = 1, \dots, I$ ) and the fraction of possibilities consistent with the  $i$ th answer is  $p_i$  (with the sum of the  $p_i$ 's equal to one), then the value of the question is the expectation value of the value of the answer, denoted  $H$ ,

$$H = - \sum_{i=1}^I p_i \ln p_i \quad (14.4.6)$$

In evaluating (14.4.6), note that

$$\lim_{p \rightarrow 0} p \ln p = 0 \quad (14.4.7)$$

The value  $H$  lies between 0 and  $\ln I$ . It is zero only when one of the  $p_i$ 's is one, all the others zero: In this case, the question is valueless, since its answer is preordained.

$H$  takes on its maximum value when all the  $p_i$ 's are equal, in which case the question is sure to eliminate all but a fraction  $1/I$  of the remaining possibilities.

The value  $H$  is conventionally termed the *entropy* of the distribution given by the  $p_i$ 's, a terminology borrowed from statistical physics.

So far we have said nothing about the association of two variables; but suppose we are deciding what question to ask next in the game and have to choose between two candidates, or possibly want to ask both in one order or another. Suppose that one question,  $x$ , has  $I$  possible answers, labeled by  $i$ , and that the other question,  $y$ , has  $J$  possible answers, labeled by  $j$ . Then the possible outcomes of asking both questions form a contingency table whose entries  $N_{ij}$ , when normalized by dividing by the total number of remaining possibilities  $N$ , give all the information about the  $p$ 's. In particular, we can make contact with the notation (14.4.1) by identifying

$$\begin{aligned} p_{ij} &= \frac{N_{ij}}{N} \\ p_{i.} &= \frac{N_{i.}}{N} \quad (\text{outcomes of question } x \text{ alone}) \\ p_{.j} &= \frac{N_{.j}}{N} \quad (\text{outcomes of question } y \text{ alone}) \end{aligned} \quad (14.4.8)$$

The entropies of the questions  $x$  and  $y$  are, respectively,

$$H(x) = - \sum_i p_{i.} \ln p_{i.} \quad H(y) = - \sum_j p_{.j} \ln p_{.j} \quad (14.4.9)$$

The entropy of the two questions together is

$$H(x, y) = - \sum_{i,j} p_{ij} \ln p_{ij} \quad (14.4.10)$$

Now what is the entropy of the question  $y$  given  $x$  (that is, if  $x$  is asked first)? It is the expectation value over the answers to  $x$  of the entropy of the restricted  $y$  distribution that lies in a single column of the contingency table (corresponding to the  $x$  answer):

$$H(y|x) = - \sum_i p_{i.} \sum_j \frac{p_{ij}}{p_{i.}} \ln \frac{p_{ij}}{p_{i.}} = - \sum_{i,j} p_{ij} \ln \frac{p_{ij}}{p_{i.}} \quad (14.4.11)$$

Correspondingly, the entropy of  $x$  given  $y$  is

$$H(x|y) = - \sum_j p_{.j} \sum_i \frac{p_{ij}}{p_{.j}} \ln \frac{p_{ij}}{p_{.j}} = - \sum_{i,j} p_{ij} \ln \frac{p_{ij}}{p_{.j}} \quad (14.4.12)$$

We can readily prove that the entropy of  $y$  given  $x$  is never more than the entropy of  $y$  alone, i.e., that asking  $x$  first can only reduce the usefulness of asking

$y$  (in which case the two variables are *associated!*):

$$\begin{aligned}
 H(y|x) - H(y) &= - \sum_{i,j} p_{ij} \ln \frac{p_{ij}/p_i}{p_j} \\
 &= \sum_{i,j} p_{ij} \ln \frac{p_j p_i}{p_{ij}} \\
 &\leq \sum_{i,j} p_{ij} \left( \frac{p_j p_i}{p_{ij}} - 1 \right) \quad (14.4.13) \\
 &= \sum_{i,j} p_i \cdot p_j - \sum_{i,j} p_{ij} \\
 &= 1 - 1 = 0
 \end{aligned}$$

where the inequality follows from the fact

$$\ln w \leq w - 1 \quad (14.4.14)$$

We now have everything we need to define a measure of the “dependency” of  $y$  on  $x$ , that is to say a measure of association. This measure is sometimes called the *uncertainty coefficient* of  $y$ . We will denote it as  $U(y|x)$ ,

$$U(y|x) \equiv \frac{H(y) - H(y|x)}{H(y)} \quad (14.4.15)$$

This measure lies between zero and one, with the value 0 indicating that  $x$  and  $y$  have no association, the value 1 indicating that knowledge of  $x$  completely predicts  $y$ . For in-between values,  $U(y|x)$  gives the fraction of  $y$ 's entropy  $H(y)$  that is lost if  $x$  is already known (i.e., that is redundant with the information in  $x$ ). In our game of “twenty questions,”  $U(y|x)$  is the fractional loss in the utility of question  $y$  if question  $x$  is to be asked first.

If we wish to view  $x$  as the dependent variable,  $y$  as the independent one, then interchanging  $x$  and  $y$  we can of course define the dependency of  $x$  on  $y$ ,

$$U(x|y) \equiv \frac{H(x) - H(x|y)}{H(x)} \quad (14.4.16)$$

If we want to treat  $x$  and  $y$  symmetrically, then the useful combination turns out to be

$$U(x, y) \equiv 2 \left[ \frac{H(y) + H(x) - H(x, y)}{H(x) + H(y)} \right] \quad (14.4.17)$$

If the two variables are completely independent, then  $H(x, y) = H(x) + H(y)$ , so (14.4.17) vanishes. If the two variables are completely dependent, then  $H(x) = H(y) = H(x, y)$ , so (14.4.16) equals unity. In fact, you can use the identities (easily proved from equations 14.4.9–14.4.12)

$$H(x, y) = H(x) + H(y|x) = H(y) + H(x|y) \quad (14.4.18)$$

to show that

$$U(x, y) = \frac{H(x)U(x|y) + H(y)U(y|x)}{H(x) + H(y)} \quad (14.4.19)$$

i.e., that the symmetrical measure is just a weighted average of the two asymmetrical measures (14.4.15) and (14.4.16), weighted by the entropy of each variable separately.

Here is a program for computing all the quantities discussed,  $H(x)$ ,  $H(y)$ ,  $H(x|y)$ ,  $H(y|x)$ ,  $H(x, y)$ ,  $U(x|y)$ ,  $U(y|x)$ , and  $U(x, y)$ :

```

#include <math.h>
#include "nrutil.h"
#define TINY 1.0e-30

```

A small number.

```

void cntab2(int **nn, int ni, int nj, float *h, float *hx, float *hy,
float *hygx, float *hxgy, float *uygx, float *uxgy, float *uxy)

```

Given a two-dimensional contingency table in the form of an integer array  $nn[i][j]$ , where  $i$  labels the  $x$  variable and ranges from 1 to  $ni$ ,  $j$  labels the  $y$  variable and ranges from 1 to  $nj$ , this routine returns the entropy  $h$  of the whole table, the entropy  $hx$  of the  $x$  distribution, the entropy  $hy$  of the  $y$  distribution, the entropy  $hygx$  of  $y$  given  $x$ , the entropy  $hxgy$  of  $x$  given  $y$ , the dependency  $uygx$  of  $y$  on  $x$  (eq. 14.4.15), the dependency  $uxgy$  of  $x$  on  $y$  (eq. 14.4.16), and the symmetrical dependency  $uxy$  (eq. 14.4.17).

```

{
  int i,j;
  float sum=0.0,p,*sumi,*sumj;

  sumi=vector(1,ni);
  sumj=vector(1,nj);
  for (i=1;i<=ni;i++) {
    sumi[i]=0.0;
    for (j=1;j<=nj;j++) {
      sumi[i] += nn[i][j];
      sum += nn[i][j];
    }
  }
  for (j=1;j<=nj;j++) {
    sumj[j]=0.0;
    for (i=1;i<=ni;i++)
      sumj[j] += nn[i][j];
  }
  *hx=0.0;
  for (i=1;i<=ni;i++)
    if (sumi[i]) {
      p=sumi[i]/sum;
      *hx -= p*log(p);
    }
  *hy=0.0;
  for (j=1;j<=nj;j++)
    if (sumj[j]) {
      p=sumj[j]/sum;
      *hy -= p*log(p);
    }
  *h=0.0;
  for (i=1;i<=ni;i++)
    for (j=1;j<=nj;j++)
      if (nn[i][j]) {
        p=nn[i][j]/sum;
        *h -= p*log(p);
      }
  *hygx>(*h)-(*hx);
  *hxgy>(*h)-(*hy);
  *uygx>(*hy-*hygx)/(*hy+TINY);
  *uxgy>(*hx-*hxgy)/(*hx+TINY);
  *uxy=2.0*( *hx+*hy-*h)/(*hx+*hy+TINY);
  free_vector(sumj,1,nj);
  free_vector(sumi,1,ni);
}

```

Get the row totals.

Get the column totals.

Entropy of the  $x$  distribution,

and of the  $y$  distribution.

Total entropy: loop over both  $x$  and  $y$ .

Uses equation (14.4.18), as does this.

Equation (14.4.15).

Equation (14.4.16).

Equation (14.4.17).

Sample page from NUMERICAL RECIPES IN C: THE ART OF SCIENTIFIC COMPUTING (ISBN 0-521-43108-5)  
 Copyright (C) 1988-1992 by Cambridge University Press. Programs Copyright (C) 1988-1992 by Numerical Recipes Software.  
 Permission is granted for internet users to make one paper copy for their own personal use. Further reproduction, or any copying of machine-readable files (including this one), to any server computer, is strictly prohibited. To order Numerical Recipes books or CDROMs, visit website <http://www.nr.com> or call 1-800-872-7423 (North America only), or send email to [directcustserv@cambridge.org](mailto:directcustserv@cambridge.org) (outside North America).

## CITED REFERENCES AND FURTHER READING:

Dunn, O.J., and Clark, V.A. 1974, *Applied Statistics: Analysis of Variance and Regression* (New York: Wiley).



Norusis, M.J. 1982, *SPSS Introductory Guide: Basic Statistics and Operations*; and 1985, *SPSS-X Advanced Statistics Guide* (New York: McGraw-Hill).

Fano, R.M. 1961, *Transmission of Information* (New York: Wiley and MIT Press), Chapter 2.

## 14.5 Linear Correlation

We next turn to measures of association between variables that are ordinal or continuous, rather than nominal. Most widely used is the *linear correlation coefficient*. For pairs of quantities  $(x_i, y_i)$ ,  $i = 1, \dots, N$ , the linear correlation coefficient  $r$  (also called the product-moment correlation coefficient, or *Pearson's r*) is given by the formula

$$r = \frac{\sum_i (x_i - \bar{x})(y_i - \bar{y})}{\sqrt{\sum_i (x_i - \bar{x})^2} \sqrt{\sum_i (y_i - \bar{y})^2}} \quad (14.5.1)$$

where, as usual,  $\bar{x}$  is the mean of the  $x_i$ 's,  $\bar{y}$  is the mean of the  $y_i$ 's.

The value of  $r$  lies between  $-1$  and  $1$ , inclusive. It takes on a value of  $1$ , termed “complete positive correlation,” when the data points lie on a perfect straight line with positive slope, with  $x$  and  $y$  increasing together. The value  $1$  holds independent of the magnitude of the slope. If the data points lie on a perfect straight line with negative slope,  $y$  decreasing as  $x$  increases, then  $r$  has the value  $-1$ ; this is called “complete negative correlation.” A value of  $r$  near zero indicates that the variables  $x$  and  $y$  are *uncorrelated*.

When a correlation is known to be significant,  $r$  is one conventional way of summarizing its strength. In fact, the value of  $r$  can be translated into a statement about what residuals (root mean square deviations) are to be expected if the data are fitted to a straight line by the least-squares method (see §15.2, especially equations 15.2.13 – 15.2.14). Unfortunately,  $r$  is a rather poor statistic for deciding *whether* an observed correlation is statistically significant, and/or whether one observed correlation is significantly stronger than another. The reason is that  $r$  is ignorant of the individual distributions of  $x$  and  $y$ , so there is no universal way to compute its distribution in the case of the null hypothesis.

About the only general statement that can be made is this: If the null hypothesis is that  $x$  and  $y$  are uncorrelated, and if the distributions for  $x$  and  $y$  each have enough convergent moments (“tails” die off sufficiently rapidly), and if  $N$  is large (typically  $> 500$ ), then  $r$  is distributed approximately normally, with a mean of zero and a standard deviation of  $1/\sqrt{N}$ . In that case, the (double-sided) significance of the correlation, that is, the probability that  $|r|$  should be larger than its observed value in the null hypothesis, is

$$\operatorname{erfc}\left(\frac{|r|\sqrt{N}}{\sqrt{2}}\right) \quad (14.5.2)$$

where  $\operatorname{erfc}(x)$  is the complementary error function, equation (6.2.8), computed by the routines `erffc` or `erfcc` of §6.2. A small value of (14.5.2) indicates that the

Sample page from NUMERICAL RECIPES IN C: THE ART OF SCIENTIFIC COMPUTING (ISBN 0-521-43108-5)  
 Copyright (C) 1988-1992 by Cambridge University Press. Programs Copyright (C) 1988-1992 by Numerical Recipes Software.  
 Permission is granted for internet users to make one paper copy for their own personal use. Further reproduction, or any copying of machine-readable files (including this one), to any server computer, is strictly prohibited. To order Numerical Recipes books or CDROMs, visit website <http://www.nr.com> or call 1-800-872-7423 (North America only), or send email to [dirc@cambridge.org](mailto:dirc@cambridge.org) (outside North America).

Norusis, M.J. 1982, *SPSS Introductory Guide: Basic Statistics and Operations*; and 1985, *SPSS-X Advanced Statistics Guide* (New York: McGraw-Hill).

Fano, R.M. 1961, *Transmission of Information* (New York: Wiley and MIT Press), Chapter 2.

## 14.5 Linear Correlation

We next turn to measures of association between variables that are ordinal or continuous, rather than nominal. Most widely used is the *linear correlation coefficient*. For pairs of quantities  $(x_i, y_i)$ ,  $i = 1, \dots, N$ , the linear correlation coefficient  $r$  (also called the product-moment correlation coefficient, or *Pearson's  $r$* ) is given by the formula

$$r = \frac{\sum_i (x_i - \bar{x})(y_i - \bar{y})}{\sqrt{\sum_i (x_i - \bar{x})^2} \sqrt{\sum_i (y_i - \bar{y})^2}} \quad (14.5.1)$$

where, as usual,  $\bar{x}$  is the mean of the  $x_i$ 's,  $\bar{y}$  is the mean of the  $y_i$ 's.

The value of  $r$  lies between  $-1$  and  $1$ , inclusive. It takes on a value of  $1$ , termed “complete positive correlation,” when the data points lie on a perfect straight line with positive slope, with  $x$  and  $y$  increasing together. The value  $1$  holds independent of the magnitude of the slope. If the data points lie on a perfect straight line with negative slope,  $y$  decreasing as  $x$  increases, then  $r$  has the value  $-1$ ; this is called “complete negative correlation.” A value of  $r$  near zero indicates that the variables  $x$  and  $y$  are *uncorrelated*.

When a correlation is known to be significant,  $r$  is one conventional way of summarizing its strength. In fact, the value of  $r$  can be translated into a statement about what residuals (root mean square deviations) are to be expected if the data are fitted to a straight line by the least-squares method (see §15.2, especially equations 15.2.13 – 15.2.14). Unfortunately,  $r$  is a rather poor statistic for deciding *whether* an observed correlation is statistically significant, and/or whether one observed correlation is significantly stronger than another. The reason is that  $r$  is ignorant of the individual distributions of  $x$  and  $y$ , so there is no universal way to compute its distribution in the case of the null hypothesis.

About the only general statement that can be made is this: If the null hypothesis is that  $x$  and  $y$  are uncorrelated, and if the distributions for  $x$  and  $y$  each have enough convergent moments (“tails” die off sufficiently rapidly), and if  $N$  is large (typically  $> 500$ ), then  $r$  is distributed approximately normally, with a mean of zero and a standard deviation of  $1/\sqrt{N}$ . In that case, the (double-sided) significance of the correlation, that is, the probability that  $|r|$  should be larger than its observed value in the null hypothesis, is

$$\operatorname{erfc}\left(\frac{|r|\sqrt{N}}{\sqrt{2}}\right) \quad (14.5.2)$$

where  $\operatorname{erfc}(x)$  is the complementary error function, equation (6.2.8), computed by the routines `erffc` or `erfcc` of §6.2. A small value of (14.5.2) indicates that the

two distributions are significantly correlated. (See expression 14.5.9 below for a more accurate test.)

Most statistics books try to go beyond (14.5.2) and give additional statistical tests that can be made using  $r$ . In almost all cases, however, these tests are valid only for a very special class of hypotheses, namely that the distributions of  $x$  and  $y$  jointly form a *binormal* or *two-dimensional Gaussian* distribution around their mean values, with joint probability density

$$p(x, y) dx dy = \text{const.} \times \exp \left[ -\frac{1}{2}(a_{11}x^2 - 2a_{12}xy + a_{22}y^2) \right] dx dy \quad (14.5.3)$$

where  $a_{11}$ ,  $a_{12}$ , and  $a_{22}$  are arbitrary constants. For this distribution  $r$  has the value

$$r = -\frac{a_{12}}{\sqrt{a_{11}a_{22}}} \quad (14.5.4)$$

There are occasions when (14.5.3) may be known to be a good model of the data. There may be other occasions when we are willing to take (14.5.3) as at least a rough and ready guess, since many two-dimensional distributions do resemble a binormal distribution, at least not too far out on their tails. In either situation, we can use (14.5.3) to go beyond (14.5.2) in any of several directions:

First, we can allow for the possibility that the number  $N$  of data points is not large. Here, it turns out that the statistic

$$t = r \sqrt{\frac{N-2}{1-r^2}} \quad (14.5.5)$$

is distributed in the null case (of no correlation) like Student's  $t$ -distribution with  $\nu = N - 2$  degrees of freedom, whose two-sided significance level is given by  $1 - A(t|\nu)$  (equation 6.4.7). As  $N$  becomes large, this significance and (14.5.2) become asymptotically the same, so that one never does worse by using (14.5.5), even if the binormal assumption is not well substantiated.

Second, when  $N$  is only moderately large ( $\geq 10$ ), we can compare whether the difference of two significantly nonzero  $r$ 's, e.g., from different experiments, is itself significant. In other words, we can quantify whether a change in some control variable significantly alters an existing correlation between two other variables. This is done by using *Fisher's z-transformation* to associate each measured  $r$  with a corresponding  $z$ ,

$$z = \frac{1}{2} \ln \left( \frac{1+r}{1-r} \right) \quad (14.5.6)$$

Then, each  $z$  is approximately normally distributed with a mean value

$$\bar{z} = \frac{1}{2} \left[ \ln \left( \frac{1+r_{\text{true}}}{1-r_{\text{true}}} \right) + \frac{r_{\text{true}}}{N-1} \right] \quad (14.5.7)$$

where  $r_{\text{true}}$  is the actual or population value of the correlation coefficient, and with a standard deviation

$$\sigma(z) \approx \frac{1}{\sqrt{N-3}} \quad (14.5.8)$$

Equations (14.5.7) and (14.5.8), when they are valid, give several useful statistical tests. For example, the significance level at which a measured value of  $r$  differs from some hypothesized value  $r_{\text{true}}$  is given by

$$\operatorname{erfc}\left(\frac{|z - \bar{z}| \sqrt{N-3}}{\sqrt{2}}\right) \quad (14.5.9)$$

where  $z$  and  $\bar{z}$  are given by (14.5.6) and (14.5.7), with small values of (14.5.9) indicating a significant difference. (Setting  $\bar{z} = 0$  makes expression 14.5.9 a more accurate replacement for expression 14.5.2 above.) Similarly, the significance of a difference between two measured correlation coefficients  $r_1$  and  $r_2$  is

$$\operatorname{erfc}\left(\frac{|z_1 - z_2|}{\sqrt{2} \sqrt{\frac{1}{N_1-3} + \frac{1}{N_2-3}}}\right) \quad (14.5.10)$$

where  $z_1$  and  $z_2$  are obtained from  $r_1$  and  $r_2$  using (14.5.6), and where  $N_1$  and  $N_2$  are, respectively, the number of data points in the measurement of  $r_1$  and  $r_2$ .

All of the significances above are two-sided. If you wish to disprove the null hypothesis in favor of a one-sided hypothesis, such as that  $r_1 > r_2$  (where the sense of the inequality was decided *a priori*), then (i) if your measured  $r_1$  and  $r_2$  have the *wrong* sense, you have failed to demonstrate your one-sided hypothesis, but (ii) if they have the right ordering, you can multiply the significances given above by 0.5, which makes them more significant.

But keep in mind: These interpretations of the  $r$  statistic can be completely meaningless if the joint probability distribution of your variables  $x$  and  $y$  is too different from a binormal distribution.

```
#include <math.h>
#define TINY 1.0e-20          Will regularize the unusual case of complete correlation.
```

```
void pearsn(float x[], float y[], unsigned long n, float *r, float *prob,
           float *z)
```

Given two arrays  $x[1..n]$  and  $y[1..n]$ , this routine computes their correlation coefficient  $r$  (returned as  $r$ ), the significance level at which the null hypothesis of zero correlation is disproved ( $prob$  whose small value indicates a significant correlation), and Fisher's  $z$  (returned as  $z$ ), whose value can be used in further statistical tests as described above.

```
{
    float betai(float a, float b, float x);
    float erfcc(float x);
    unsigned long j;
    float yt,xt,t,df;
    float syy=0.0,sxy=0.0,sxx=0.0,ay=0.0,ax=0.0;

    for (j=1;j<=n;j++) {          Find the means.
        ax += x[j];
        ay += y[j];
    }
    ax /= n;
    ay /= n;
    for (j=1;j<=n;j++) {          Compute the correlation coefficient.
        xt=x[j]-ax;
        yt=y[j]-ay;
        sxx += xt*xt;
        syy += yt*yt;
```

```

    sxy += xt*yt;
}
*r=sxy/(sqrt(sxx*syy)+TINY);
*z=0.5*log((1.0+(*r)+TINY)/(1.0-(*r)+TINY));    Fisher's z transformation.
df=n-2;
t=(*r)*sqrt(df/((1.0-(*r)+TINY)*(1.0+(*r)+TINY)));    Equation (14.5.5).
*prob=betai(0.5*df,0.5,df/(df+t*t));    Student's t probability.
/*    *prob=erfcc(fabs((*z)*sqrt(n-1.0))/1.4142136)    */
For large n, this easier computation of prob, using the short routine erfcc, would give approx-
imately the same value.
}

```

## CITED REFERENCES AND FURTHER READING:

- Dunn, O.J., and Clark, V.A. 1974, *Applied Statistics: Analysis of Variance and Regression* (New York: Wiley).
- Hoel, P.G. 1971, *Introduction to Mathematical Statistics*, 4th ed. (New York: Wiley), Chapter 7.
- von Mises, R. 1964, *Mathematical Theory of Probability and Statistics* (New York: Academic Press), Chapters IX(A) and IX(B).
- Korn, G.A., and Korn, T.M. 1968, *Mathematical Handbook for Scientists and Engineers*, 2nd ed. (New York: McGraw-Hill), §19.7.
- Norusis, M.J. 1982, *SPSS Introductory Guide: Basic Statistics and Operations*; and 1985, *SPSS-X Advanced Statistics Guide* (New York: McGraw-Hill).

## 14.6 Nonparametric or Rank Correlation

It is precisely the uncertainty in interpreting the significance of the linear correlation coefficient  $r$  that leads us to the important concepts of *nonparametric* or *rank correlation*. As before, we are given  $N$  pairs of measurements  $(x_i, y_i)$ . Before, difficulties arose because we did not necessarily know the probability distribution function from which the  $x_i$ 's or  $y_i$ 's were drawn.

The key concept of nonparametric correlation is this: If we replace the value of each  $x_i$  by the value of its *rank* among all the other  $x_i$ 's in the sample, that is, 1, 2, 3, . . . ,  $N$ , then the resulting list of numbers will be drawn from a perfectly known distribution function, namely uniformly from the integers between 1 and  $N$ , inclusive. Better than uniformly, in fact, since if the  $x_i$ 's are all distinct, then each integer will occur precisely once. If some of the  $x_i$ 's have identical values, it is conventional to assign to all these "ties" the mean of the ranks that they would have had if their values had been slightly different. This *midrank* will sometimes be an integer, sometimes a half-integer. In all cases the sum of all assigned ranks will be the same as the sum of the integers from 1 to  $N$ , namely  $\frac{1}{2}N(N+1)$ .

Of course we do exactly the same procedure for the  $y_i$ 's, replacing each value by its rank among the other  $y_i$ 's in the sample.

Now we are free to invent statistics for detecting correlation between uniform sets of integers between 1 and  $N$ , keeping in mind the possibility of ties in the ranks. There is, of course, some loss of information in replacing the original numbers by ranks. We could construct some rather artificial examples where a correlation could be detected parametrically (e.g., in the linear correlation coefficient  $r$ ), but could not

```

    sxy += xt*yt;
}
*r=sxy/(sqrt(sxx*syy)+TINY);
*z=0.5*log((1.0+(*r)+TINY)/(1.0-(*r)+TINY));    Fisher's z transformation.
df=n-2;
t=(*r)*sqrt(df/((1.0-(*r)+TINY)*(1.0+(*r)+TINY)));    Equation (14.5.5).
*prob=beta(0.5*df,0.5,df/(df+t*t));    Student's t probability.
/*    *prob=erfcc(fabs((*z)*sqrt(n-1.0))/1.4142136)    */
For large n, this easier computation of prob, using the short routine erfcc, would give approx-
imately the same value.
}

```

## CITED REFERENCES AND FURTHER READING:

- Dunn, O.J., and Clark, V.A. 1974, *Applied Statistics: Analysis of Variance and Regression* (New York: Wiley).
- Hoel, P.G. 1971, *Introduction to Mathematical Statistics*, 4th ed. (New York: Wiley), Chapter 7.
- von Mises, R. 1964, *Mathematical Theory of Probability and Statistics* (New York: Academic Press), Chapters IX(A) and IX(B).
- Korn, G.A., and Korn, T.M. 1968, *Mathematical Handbook for Scientists and Engineers*, 2nd ed. (New York: McGraw-Hill), §19.7.
- Norusis, M.J. 1982, *SPSS Introductory Guide: Basic Statistics and Operations*; and 1985, *SPSS-X Advanced Statistics Guide* (New York: McGraw-Hill).

## 14.6 Nonparametric or Rank Correlation

It is precisely the uncertainty in interpreting the significance of the linear correlation coefficient  $r$  that leads us to the important concepts of *nonparametric* or *rank correlation*. As before, we are given  $N$  pairs of measurements  $(x_i, y_i)$ . Before, difficulties arose because we did not necessarily know the probability distribution function from which the  $x_i$ 's or  $y_i$ 's were drawn.

The key concept of nonparametric correlation is this: If we replace the value of each  $x_i$  by the value of its *rank* among all the other  $x_i$ 's in the sample, that is, 1, 2, 3, . . . ,  $N$ , then the resulting list of numbers will be drawn from a perfectly known distribution function, namely uniformly from the integers between 1 and  $N$ , inclusive. Better than uniformly, in fact, since if the  $x_i$ 's are all distinct, then each integer will occur precisely once. If some of the  $x_i$ 's have identical values, it is conventional to assign to all these "ties" the mean of the ranks that they would have had if their values had been slightly different. This *midrank* will sometimes be an integer, sometimes a half-integer. In all cases the sum of all assigned ranks will be the same as the sum of the integers from 1 to  $N$ , namely  $\frac{1}{2}N(N+1)$ .

Of course we do exactly the same procedure for the  $y_i$ 's, replacing each value by its rank among the other  $y_i$ 's in the sample.

Now we are free to invent statistics for detecting correlation between uniform sets of integers between 1 and  $N$ , keeping in mind the possibility of ties in the ranks. There is, of course, some loss of information in replacing the original numbers by ranks. We could construct some rather artificial examples where a correlation could be detected parametrically (e.g., in the linear correlation coefficient  $r$ ), but could not

be detected nonparametrically. Such examples are very rare in real life, however, and the slight loss of information in ranking is a small price to pay for a very major advantage: When a correlation is demonstrated to be present nonparametrically, then it is really there! (That is, to a certainty level that depends on the significance chosen.) Nonparametric correlation is more robust than linear correlation, more resistant to unplanned defects in the data, in the same sort of sense that the median is more robust than the mean. For more on the concept of robustness, see §15.7.

As always in statistics, some particular choices of a statistic have already been invented for us and consecrated, if not beatified, by popular use. We will discuss two, the *Spearman rank-order correlation coefficient* ( $r_s$ ), and *Kendall's tau* ( $\tau$ ).

### Spearman Rank-Order Correlation Coefficient

Let  $R_i$  be the rank of  $x_i$  among the other  $x$ 's,  $S_i$  be the rank of  $y_i$  among the other  $y$ 's, ties being assigned the appropriate midrank as described above. Then the rank-order correlation coefficient is defined to be the linear correlation coefficient of the ranks, namely,

$$r_s = \frac{\sum_i (R_i - \bar{R})(S_i - \bar{S})}{\sqrt{\sum_i (R_i - \bar{R})^2} \sqrt{\sum_i (S_i - \bar{S})^2}} \quad (14.6.1)$$

The significance of a nonzero value of  $r_s$  is tested by computing

$$t = r_s \sqrt{\frac{N-2}{1-r_s^2}} \quad (14.6.2)$$

which is distributed approximately as Student's distribution with  $N-2$  degrees of freedom. A key point is that this approximation does not depend on the original distribution of the  $x$ 's and  $y$ 's; it is always the same approximation, and always pretty good.

It turns out that  $r_s$  is closely related to another conventional measure of nonparametric correlation, the so-called *sum squared difference of ranks*, defined as

$$D = \sum_{i=1}^N (R_i - S_i)^2 \quad (14.6.3)$$

(This  $D$  is sometimes denoted  $D^{**}$ , where the asterisks are used to indicate that ties are treated by midranking.)

When there are no ties in the data, then the exact relation between  $D$  and  $r_s$  is

$$r_s = 1 - \frac{6D}{N^3 - N} \quad (14.6.4)$$

When there are ties, then the exact relation is slightly more complicated: Let  $f_k$  be the number of ties in the  $k$ th group of ties among the  $R_i$ 's, and let  $g_m$  be the number of ties in the  $m$ th group of ties among the  $S_i$ 's. Then it turns out that

$$r_s = \frac{1 - \frac{6}{N^3 - N} [D + \frac{1}{12} \sum_k (f_k^3 - f_k) + \frac{1}{12} \sum_m (g_m^3 - g_m)]}{\left[1 - \frac{\sum_k (f_k^3 - f_k)}{N^3 - N}\right]^{1/2} \left[1 - \frac{\sum_m (g_m^3 - g_m)}{N^3 - N}\right]^{1/2}} \quad (14.6.5)$$

holds exactly. Notice that if all the  $f_k$ 's and all the  $g_m$ 's are equal to one, meaning that there are no ties, then equation (14.6.5) reduces to equation (14.6.4).

In (14.6.2) we gave a  $t$ -statistic that tests the significance of a nonzero  $r_s$ . It is also possible to test the significance of  $D$  directly. The expectation value of  $D$  in the null hypothesis of uncorrelated data sets is

$$\bar{D} = \frac{1}{6}(N^3 - N) - \frac{1}{12} \sum_k (f_k^3 - f_k) - \frac{1}{12} \sum_m (g_m^3 - g_m) \quad (14.6.6)$$

its variance is

$$\text{Var}(D) = \frac{(N-1)N^2(N+1)^2}{36} \times \left[ 1 - \frac{\sum_k (f_k^3 - f_k)}{N^3 - N} \right] \left[ 1 - \frac{\sum_m (g_m^3 - g_m)}{N^3 - N} \right] \quad (14.6.7)$$

and it is approximately normally distributed, so that the significance level is a complementary error function (cf. equation 14.5.2). Of course, (14.6.2) and (14.6.7) are not independent tests, but simply variants of the same test. In the program that follows, we calculate both the significance level obtained by using (14.6.2) and the significance level obtained by using (14.6.7); their discrepancy will give you an idea of how good the approximations are. You will also notice that we break off the task of assigning ranks (including tied midranks) into a separate function, `crank`.

```
#include <math.h>
#include "nrutil.h"

void spear(float data1[], float data2[], unsigned long n, float *d, float *zd,
           float *probd, float *rs, float *probrs)
Given two data arrays, data1[1..n] and data2[1..n], this routine returns their sum-squared
difference of ranks as D, the number of standard deviations by which D deviates from its null-
hypothesis expected value as zd, the two-sided significance level of this deviation as probd,
Spearman's rank correlation  $r_s$  as rs, and the two-sided significance level of its deviation from
zero as probrs. The external routines crank (below) and sort2 (§8.2) are used. A small value
of either probd or probrs indicates a significant correlation (rs positive) or anticorrelation
(rs negative).
{
    float betai(float a, float b, float x);
    void crank(unsigned long n, float w[], float *s);
    float erfcc(float x);
    void sort2(unsigned long n, float arr[], float brr[]);
    unsigned long j;
    float vard,t,sg,sf,fac,en3n,en,df,aved,*wksp1,*wksp2;

    wksp1=vector(1,n);
    wksp2=vector(1,n);
    for (j=1;j<=n;j++) {
        wksp1[j]=data1[j];
        wksp2[j]=data2[j];
    }
    sort2(n,wksp1,wksp2);          Sort each of the data arrays, and convert the entries to
    crank(n,wksp1,&sf);           ranks. The values sf and sg return the sums  $\sum(f_k^3 - f_k)$ 
    sort2(n,wksp2,wksp1);         and  $\sum(g_m^3 - g_m)$ , respectively.
    crank(n,wksp2,&sg);
    *d=0.0;
    for (j=1;j<=n;j++)           Sum the squared difference of ranks.
        *d += SQR(wksp1[j]-wksp2[j]);
}
```



```

en=n;
en3n=en*en*en-en;
aved=en3n/6.0-(sf+sg)/12.0;           Expectation value of D,
fac=(1.0-sf/en3n)*(1.0-sg/en3n);      and variance of D give
vard=((en-1.0)*en*en*SQR(en+1.0)/36.0)*fac; number of standard devia-
*tzd=(d-aved)/sqrt(vard);            tions and significance.
*probd=erfcc(fabs(*zd)/1.4142136);    Rank correlation coefficient,
*rs=(1.0-(6.0/en3n)*(d+(sf+sg)/12.0))/sqrt(fac);
fac>(*rs+1.0)*(1.0-*rs);
if (fac > 0.0) {
    t>(*rs)*sqrt((en-2.0)/fac);       and its t value,
    df=en-2.0;                       give its significance.
    *probrs=betainf(0.5*df,0.5,df/(df+t*t));
} else
    *probrs=0.0;
free_vector(wksp2,1,n);
free_vector(wksp1,1,n);
}

void crank(unsigned long n, float w[], float *s)
Given a sorted array w[1..n], replaces the elements by their rank, including midranking of ties,
and returns as s the sum of  $f^3 - f$ , where  $f$  is the number of elements in each tie.
{
    unsigned long j=1,ji,jt;
    float t,rank;

    *s=0.0;
    while (j < n) {
        if (w[j+1] != w[j]) {         Not a tie.
            w[j]=j;
            ++j;
        } else {                     A tie:
            for (jt=j+1;jt<=n && w[jt]==w[j];jt++);   How far does it go?
            rank=0.5*(j+jt-1);        This is the mean rank of the tie,
            for (ji=j;ji<=(jt-1);ji++) w[ji]=rank;    so enter it into all the tied
            t=jt-j;                   entries,
            *s += t*t*t-t;             and update s.
            j=jt;
        }
    }
    if (j == n) w[n]=n;              If the last element was not tied, this is its rank.
}

```

## Kendall's Tau

Kendall's  $\tau$  is even more nonparametric than Spearman's  $r_s$  or  $D$ . Instead of using the numerical difference of ranks, it uses only the relative ordering of ranks: higher in rank, lower in rank, or the same in rank. But in that case we don't even have to rank the data! Ranks will be higher, lower, or the same if and only if the values are larger, smaller, or equal, respectively. On balance, we prefer  $r_s$  as being the more straightforward nonparametric test, but both statistics are in general use. In fact,  $\tau$  and  $r_s$  are very strongly correlated and, in most applications, are effectively the same test.

To define  $\tau$ , we start with the  $N$  data points  $(x_i, y_i)$ . Now consider all  $\frac{1}{2}N(N-1)$  pairs of data points, where a data point cannot be paired with itself, and where the points in either order count as one pair. We call a pair *concordant*

if the relative ordering of the ranks of the two  $x$ 's (or for that matter the two  $x$ 's themselves) is the same as the relative ordering of the ranks of the two  $y$ 's (or for that matter the two  $y$ 's themselves). We call a pair *discordant* if the relative ordering of the ranks of the two  $x$ 's is opposite from the relative ordering of the ranks of the two  $y$ 's. If there is a tie in either the ranks of the two  $x$ 's or the ranks of the two  $y$ 's, then we don't call the pair either concordant or discordant. If the tie is in the  $x$ 's, we will call the pair an "extra  $y$  pair." If the tie is in the  $y$ 's, we will call the pair an "extra  $x$  pair." If the tie is in both the  $x$ 's and the  $y$ 's, we don't call the pair anything at all. Are you still with us?

Kendall's  $\tau$  is now the following simple combination of these various counts:

$$\tau = \frac{\text{concordant} - \text{discordant}}{\sqrt{\text{concordant} + \text{discordant} + \text{extra-}y} \sqrt{\text{concordant} + \text{discordant} + \text{extra-}x}} \quad (14.6.8)$$

You can easily convince yourself that this must lie between 1 and  $-1$ , and that it takes on the extreme values only for complete rank agreement or complete rank reversal, respectively.

More important, Kendall has worked out, from the combinatorics, the approximate distribution of  $\tau$  in the null hypothesis of no association between  $x$  and  $y$ . In this case  $\tau$  is approximately normally distributed, with zero expectation value and a variance of

$$\text{Var}(\tau) = \frac{4N + 10}{9N(N - 1)} \quad (14.6.9)$$

The following program proceeds according to the above description, and therefore loops over all pairs of data points. Beware: This is an  $O(N^2)$  algorithm, unlike the algorithm for  $r_s$ , whose dominant sort operations are of order  $N \log N$ . If you are routinely computing Kendall's  $\tau$  for data sets of more than a few thousand points, you may be in for some serious computing. If, however, you are willing to bin your data into a moderate number of bins, then read on.

```
#include <math.h>

void kend11(float data1[], float data2[], unsigned long n, float *tau,
            float *z, float *prob)
Given data arrays data1[1..n] and data2[1..n], this program returns Kendall's  $\tau$  as tau,
its number of standard deviations from zero as z, and its two-sided significance level as prob.
Small values of prob indicate a significant correlation (tau positive) or anticorrelation (tau
negative).
{
    float erfcc(float x);
    unsigned long n2=0,n1=0,k,j;
    long is=0;
    float svar,aa,a2,a1;

    for (j=1;j<n;j++) {
        for (k=(j+1);k<=n;k++) {
            a1=data1[j]-data1[k];
            a2=data2[j]-data2[k];
            aa=a1*a2;
            if (aa) {
                ++n1;
            }
        }
    }
}
```

Loop over first member of pair,  
and second member.

Neither array has a tie.

```

        ++n2;
        aa > 0.0 ? ++is : --is;
    } else {
        if (a1) ++n1;
        if (a2) ++n2;
    }
}
}
*tau=is/(sqrt((double) n1)*sqrt((double) n2)); Equation (14.6.8).
svar=(4.0*n+10.0)/(9.0*n*(n-1.0)); Equation (14.6.9).
*z=(*tau)/sqrt(svar);
*prob=erfcc(fabs(*z)/1.4142136); Significance.
}

```

Sometimes it happens that there are only a few possible values each for  $x$  and  $y$ . In that case, the data can be recorded as a contingency table (see §14.4) that gives the number of data points for each contingency of  $x$  and  $y$ .

Spearman's rank-order correlation coefficient is not a very natural statistic under these circumstances, since it assigns to each  $x$  and  $y$  bin a not-very-meaningful midrank value and then totals up vast numbers of identical rank differences. Kendall's tau, on the other hand, with its simple counting, remains quite natural. Furthermore, its  $O(N^2)$  algorithm is no longer a problem, since we can arrange for it to loop over pairs of contingency table entries (each containing many data points) instead of over pairs of data points. This is implemented in the program that follows.

Note that Kendall's tau can be applied only to contingency tables where both variables are *ordinal*, i.e., well-ordered, and that it looks specifically for monotonic correlations, not for arbitrary associations. These two properties make it less general than the methods of §14.4, which applied to *nominal*, i.e., unordered, variables and arbitrary associations.

Comparing `kend11` above with `kend12` below, you will see that we have “floated” a number of variables. This is because the number of events in a contingency table might be sufficiently large as to cause overflows in some of the integer arithmetic, while the number of individual data points in a list could not possibly be that large [for an  $O(N^2)$  routine!].

```

#include <math.h>

void kend12(float **tab, int i, int j, float *tau, float *z, float *prob)
Given a two-dimensional table tab[1..i][1..j], such that tab[k][l] contains the number
of events falling in bin k of one variable and bin l of another, this program returns Kendall's  $\tau$ 
as tau, its number of standard deviations from zero as z, and its two-sided significance level as
prob. Small values of prob indicate a significant correlation (tau positive) or anticorrelation
(tau negative) between the two variables. Although tab is a float array, it will normally
contain integral values.
{
    float erfcc(float x);
    long nn,mm,m2,m1,lj,li,l,kj,ki,k;
    float svar,s=0.0,points,pairs,en2=0.0,en1=0.0;

    nn=i*j;
    points=tab[i][j];
    for (k=0;k<=nn-2;k++) {
        ki=(k/j);
        kj=k-j*ki;
        points += tab[ki+1][kj+1];
        for (l=k+1;l<=nn-1;l++) {
            Total number of entries in contingency table.
            Loop over entries in table,
            decoding a row,
            and a column.
            Increment the total count of events.
            Loop over other member of the pair,

```

```

    li=l/j;                decoding its row
    lj=l-j*li;            and column.
    mm=(m1=li-ki)*(m2=lj-kj);
    pairs=tab[ki+1][kj+1]*tab[li+1][lj+1];
    if (mm) {              Not a tie.
        en1 += pairs;
        en2 += pairs;
        s += (mm > 0 ? pairs : -pairs);      Concordant, or discordant.
    } else {
        if (m1) en1 += pairs;
        if (m2) en2 += pairs;
    }
}
}
}
*tau=s/sqrt(en1*en2);
svar=(4.0*points+10.0)/(9.0*points*(points-1.0));
*z>(*tau)/sqrt(svar);
*prob=erfcc(fabs(*z)/1.4142136);
}

```

## CITED REFERENCES AND FURTHER READING:

- Lehmann, E.L. 1975, *Nonparametrics: Statistical Methods Based on Ranks* (San Francisco: Holden-Day).
- Downie, N.M., and Heath, R.W. 1965, *Basic Statistical Methods*, 2nd ed. (New York: Harper & Row), pp. 206–209.
- Norusis, M.J. 1982, *SPSS Introductory Guide: Basic Statistics and Operations*; and 1985, *SPSS-X Advanced Statistics Guide* (New York: McGraw-Hill).

## 14.7 Do Two-Dimensional Distributions Differ?

We here discuss a useful generalization of the K–S test (§14.3) to *two-dimensional* distributions. This generalization is due to Fasano and Franceschini [1], a variant on an earlier idea due to Peacock [2].

In a two-dimensional distribution, each data point is characterized by an  $(x, y)$  pair of values. An example near to our hearts is that each of the 19 neutrinos that were detected from Supernova 1987A is characterized by a time  $t_i$  and by an energy  $E_i$  (see [3]). We might wish to know whether these measured pairs  $(t_i, E_i)$ ,  $i = 1 \dots 19$  are consistent with a theoretical model that predicts neutrino flux as a function of both time and energy — that is, a two-dimensional probability distribution in the  $(x, y)$  [here,  $(t, E)$ ] plane. That would be a one-sample test. Or, given two sets of neutrino detections, from two comparable detectors, we might want to know whether they are compatible with each other, a two-sample test.

In the spirit of the tried-and-true, one-dimensional K–S test, we want to range over the  $(x, y)$  plane in search of some kind of maximum *cumulative* difference between two two-dimensional distributions. Unfortunately, cumulative probability distribution is not well-defined in more than one dimension! Peacock's insight was that a good surrogate is the *integrated probability in each of four natural quadrants* around a given point  $(x_i, y_i)$ , namely the total probabilities (or fraction of data) in  $(x > x_i, y > y_i)$ ,  $(x < x_i, y > y_i)$ ,  $(x < x_i, y < y_i)$ ,  $(x > x_i, y < y_i)$ . The two-dimensional K–S statistic  $D$  is now taken to be the maximum difference (ranging both over data points and over quadrants) of the corresponding integrated probabilities. When comparing two data sets, the value of  $D$  may depend on which data set is ranged over. In that case, define an effective  $D$  as the average

```

    li=l/j;                decoding its row
    lj=l-j*li;            and column.
    mm=(m1=li-ki)*(m2=lj-kj);
    pairs=tab[ki+1][kj+1]*tab[li+1][lj+1];
    if (mm) {              Not a tie.
        en1 += pairs;
        en2 += pairs;
        s += (mm > 0 ? pairs : -pairs);      Concordant, or discordant.
    } else {
        if (m1) en1 += pairs;
        if (m2) en2 += pairs;
    }
}
}
}
*tau=s/sqrt(en1*en2);
svar=(4.0*points+10.0)/(9.0*points*(points-1.0));
*z>(*tau)/sqrt(svar);
*prob=erfcc(fabs(*z)/1.4142136);
}

```

## CITED REFERENCES AND FURTHER READING:

- Lehmann, E.L. 1975, *Nonparametrics: Statistical Methods Based on Ranks* (San Francisco: Holden-Day).
- Downie, N.M., and Heath, R.W. 1965, *Basic Statistical Methods*, 2nd ed. (New York: Harper & Row), pp. 206–209.
- Norusis, M.J. 1982, *SPSS Introductory Guide: Basic Statistics and Operations*; and 1985, *SPSS-X Advanced Statistics Guide* (New York: McGraw-Hill).

## 14.7 Do Two-Dimensional Distributions Differ?

We here discuss a useful generalization of the K–S test (§14.3) to *two-dimensional* distributions. This generalization is due to Fasano and Franceschini [1], a variant on an earlier idea due to Peacock [2].

In a two-dimensional distribution, each data point is characterized by an  $(x, y)$  pair of values. An example near to our hearts is that each of the 19 neutrinos that were detected from Supernova 1987A is characterized by a time  $t_i$  and by an energy  $E_i$  (see [3]). We might wish to know whether these measured pairs  $(t_i, E_i)$ ,  $i = 1 \dots 19$  are consistent with a theoretical model that predicts neutrino flux as a function of both time and energy — that is, a two-dimensional probability distribution in the  $(x, y)$  [here,  $(t, E)$ ] plane. That would be a one-sample test. Or, given two sets of neutrino detections, from two comparable detectors, we might want to know whether they are compatible with each other, a two-sample test.

In the spirit of the tried-and-true, one-dimensional K–S test, we want to range over the  $(x, y)$  plane in search of some kind of maximum *cumulative* difference between two two-dimensional distributions. Unfortunately, cumulative probability distribution is not well-defined in more than one dimension! Peacock’s insight was that a good surrogate is the *integrated probability in each of four natural quadrants* around a given point  $(x_i, y_i)$ , namely the total probabilities (or fraction of data) in  $(x > x_i, y > y_i)$ ,  $(x < x_i, y > y_i)$ ,  $(x < x_i, y < y_i)$ ,  $(x > x_i, y < y_i)$ . The two-dimensional K–S statistic  $D$  is now taken to be the maximum difference (ranging both over data points and over quadrants) of the corresponding integrated probabilities. When comparing two data sets, the value of  $D$  may depend on which data set is ranged over. In that case, define an effective  $D$  as the average

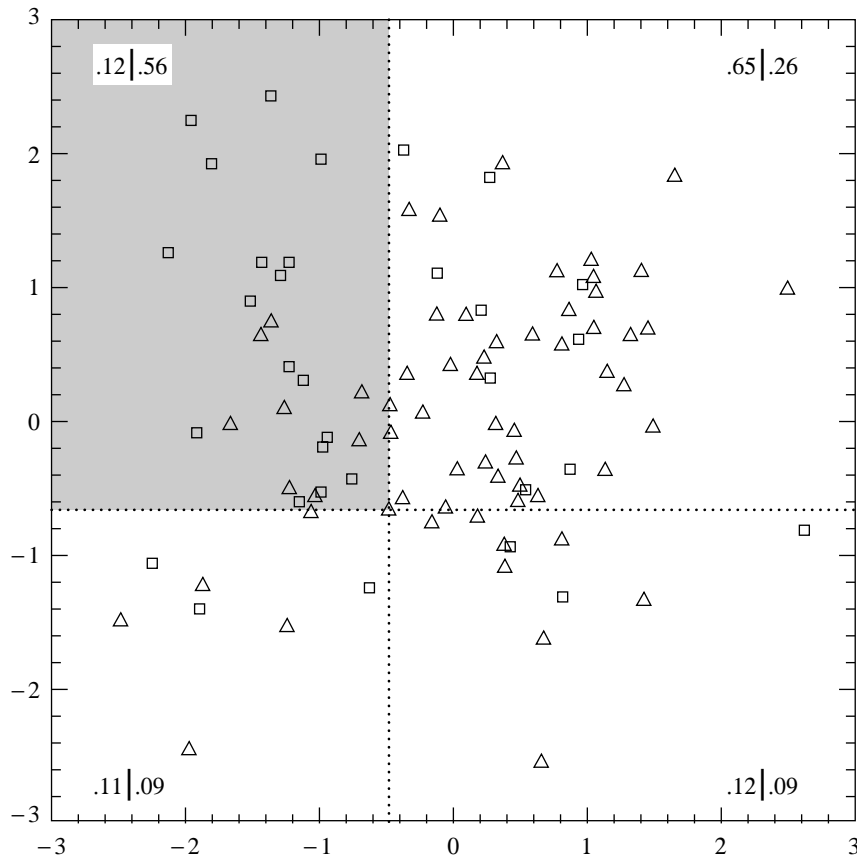


Figure 14.7.1. Two-dimensional distributions of 65 triangles and 35 squares. The two-dimensional K-S test finds that point one of whose quadrants (shown by dotted lines) maximizes the difference between fraction of triangles and fraction of squares. Then, equation (14.7.1) indicates whether the difference is statistically significant, i.e., whether the triangles and squares must have different underlying distributions.

of the two values obtained. If you are confused at this point about the exact definition of  $D$ , don't fret; the accompanying computer routines amount to a precise algorithmic definition.

Figure 14.7.1 gives a feeling for what is going on. The 65 triangles and 35 squares seem to have somewhat different distributions in the plane. The dotted lines are centered on the triangle that maximizes the  $D$  statistic; the maximum occurs in the upper-left quadrant. That quadrant contains only 0.12 of all the triangles, but it contains 0.56 of all the squares. The value of  $D$  is thus 0.44. Is this statistically significant?

Even for fixed sample sizes, it is unfortunately not rigorously true that the distribution of  $D$  in the null hypothesis is independent of the shape of the two-dimensional distribution. In this respect the two-dimensional K-S test is not as natural as its one-dimensional parent. However, extensive Monte Carlo integrations have shown that the distribution of the two-dimensional  $D$  is *very nearly* identical for even quite different distributions, as long as they have the same coefficient of correlation  $r$ , defined in the usual way by equation (14.5.1). In their paper, Fasano and Franceschini tabulate Monte Carlo results for (what amounts to) the distribution of  $D$  as a function of (of course)  $D$ , sample size  $N$ , and coefficient of correlation  $r$ . Analyzing their results, one finds that the significance levels for the two-dimensional K-S test can be summarized by the simple, though approximate, formulas,

$$\text{Probability}(D > \text{observed}) = Q_{KS} \left( \frac{\sqrt{N} D}{1 + \sqrt{1 - r^2} (0.25 - 0.75/\sqrt{N})} \right) \quad (14.7.1)$$

for the one-sample case, and the same for the two-sample case, but with

$$N = \frac{N_1 N_2}{N_1 + N_2}. \quad (14.7.2)$$

The above formulas are accurate enough when  $N \gtrsim 20$ , and when the indicated probability (significance level) is less than (more significant than) 0.20 or so. When the indicated probability is  $> 0.20$ , its value may not be accurate, but the implication that the data and model (or two data sets) are not significantly different is certainly correct. Notice that in the limit of  $r \rightarrow 1$  (perfect correlation), equations (14.7.1) and (14.7.2) reduce to equations (14.3.9) and (14.3.10): The two-dimensional data lie on a perfect straight line, and the two-dimensional K-S test becomes a one-dimensional K-S test.

The significance level for the data in Figure 14.7.1, by the way, is about 0.001. This establishes to a near-certainty that the triangles and squares were drawn from different distributions. (As in fact they were.)

Of course, if you do not want to rely on the Monte Carlo experiments embodied in equation (14.7.1), you can do your own: Generate a lot of synthetic data sets from your model, each one with the same number of points as the real data set. Compute  $D$  for each synthetic data set, using the accompanying computer routines (but ignoring their calculated probabilities), and count what fraction of the time these synthetic  $D$ 's exceed the  $D$  from the real data. That fraction is your significance.

One disadvantage of the two-dimensional tests, by comparison with their one-dimensional progenitors, is that the two-dimensional tests require of order  $N^2$  operations: Two nested loops of order  $N$  take the place of an  $N \log N$  sort. For small computers, this restricts the usefulness of the tests to  $N$  less than several thousand.

We now give computer implementations. The one-sample case is embodied in the routine `ks2d1s` (that is, 2-dimensions, 1-sample). This routine calls a straightforward utility routine `quadct` to count points in the four quadrants, and it calls a user-supplied routine `quadv1` that must be capable of returning the integrated probability of an analytic model in each of four quadrants around an arbitrary  $(x, y)$  point. A trivial sample `quadv1` is shown; realistic `quadv1`s can be quite complicated, often incorporating numerical quadratures over analytic two-dimensional distributions.

```
#include <math.h>
#include "nrutil.h"
```

```
void ks2d1s(float x1[], float y1[], unsigned long n1,
           void (*quadv1)(float, float, float *, float *, float *, float *),
           float *d1, float *prob)
```

Two-dimensional Kolmogorov-Smirnov test of one sample against a model. Given the  $x$  and  $y$  coordinates of  $n1$  data points in arrays `x1[1..n1]` and `y1[1..n1]`, and given a user-supplied function `quadv1` that exemplifies the model, this routine returns the two-dimensional K-S statistic as `d1`, and its significance level as `prob`. Small values of `prob` show that the sample is significantly different from the model. Note that the test is slightly distribution-dependent, so `prob` is only an estimate.

```
{
  void pearsn(float x[], float y[], unsigned long n, float *r, float *prob,
             float *z);
  float probks(float alam);
  void quadct(float x, float y, float xx[], float yy[], unsigned long nn,
             float *fa, float *fb, float *fc, float *fd);
  unsigned long j;
  float dum,dumm,fa,fb,fc,fd,ga,gb,gc,gd,r1,rr,sqen;

  *d1=0.0;
  for (j=1;j<=n1;j++) {
    Loop over the data points.
    quadct(x1[j],y1[j],x1,y1,n1,&fa,&fb,&fc,&fd);
    (*quadv1)(x1[j],y1[j],&ga,&gb,&gc,&gd);
    *d1=FMAX(*d1,fabs(fa-ga));
    *d1=FMAX(*d1,fabs(fb-gb));
    *d1=FMAX(*d1,fabs(fc-gc));
  }
}
```

```

    *d1=FMAX(*d1,fabs(fd-gd));
    For both the sample and the model, the distribution is integrated in each of four
    quadrants, and the maximum difference is saved.
}
pearsn(x1,y1,n1,&r1,&dum,&dumm);      Get the linear correlation coefficient r1.
sqen=sqrt((double)n1);
rr=sqrt(1.0-r1*r1);
Estimate the probability using the K-S probability function probks.
*prob=probks(*d1*sqen/(1.0+rr*(0.25-0.75/sqen)));
}

```

```

void quadct(float x, float y, float xx[], float yy[], unsigned long nn,
    float *fa, float *fb, float *fc, float *fd)
Given an origin (x,y), and an array of nn points with coordinates xx[1..nn] and yy[1..nn],
count how many of them are in each quadrant around the origin, and return the normalized
fractions. Quadrants are labeled alphabetically, counterclockwise from the upper right. Used
by ks2d1s and ks2d2s.

```

```

{
    unsigned long k,na,nb,nc,nd;
    float ff;
    na=nb=nc=nd=0;
    for (k=1;k<=nn;k++) {
        if (yy[k] > y) {
            xx[k] > x ? ++na : ++nb;
        } else {
            xx[k] > x ? ++nd : ++nc;
        }
    }
    ff=1.0/nn;
    *fa=ff*na;
    *fb=ff*nb;
    *fc=ff*nc;
    *fd=ff*nd;
}

```

```
#include "nrutil.h"
```

```

void quadvl(float x, float y, float *fa, float *fb, float *fc, float *fd)
This is a sample of a user-supplied routine to be used with ks2d1s. In this case, the model
distribution is uniform inside the square  $-1 < x < 1$ ,  $-1 < y < 1$ . In general this routine
should return, for any point (x,y), the fraction of the total distribution in each of the four
quadrants around that point. The fractions, fa, fb, fc, and fd, must add up to 1. Quadrants
are alphabetical, counterclockwise from the upper right.

```

```

{
    float qa,qb,qc,qd;

    qa=FMIN(2.0,FMAX(0.0,1.0-x));
    qb=FMIN(2.0,FMAX(0.0,1.0-y));
    qc=FMIN(2.0,FMAX(0.0,x+1.0));
    qd=FMIN(2.0,FMAX(0.0,y+1.0));
    *fa=0.25*qa*qb;
    *fb=0.25*qb*qc;
    *fc=0.25*qc*qd;
    *fd=0.25*qd*qa;
}

```

The routine `ks2d2s` is the two-sample case of the two-dimensional K-S test. It also calls `quadct`, `pearsn`, and `probks`. Being a two-sample test, it does not need an analytic model.



```

#include <math.h>
#include "nrutil.h"

void ks2d2s(float x1[], float y1[], unsigned long n1, float x2[], float y2[],
           unsigned long n2, float *d, float *prob)
Two-dimensional Kolmogorov-Smirnov test on two samples. Given the x and y coordinates of
the first sample as n1 values in arrays x1[1..n1] and y1[1..n1], and likewise for the second
sample, n2 values in arrays x2 and y2, this routine returns the two-dimensional, two-sample
K-S statistic as d, and its significance level as prob. Small values of prob show that the
two samples are significantly different. Note that the test is slightly distribution-dependent, so
prob is only an estimate.
{
    void pearsn(float x[], float y[], unsigned long n, float *r, float *prob,
               float *z);
    float probks(float alam);
    void quadct(float x, float y, float xx[], float yy[], unsigned long nn,
               float *fa, float *fb, float *fc, float *fd);
    unsigned long j;
    float d1,d2,dum,dumm,fa,fb,fc,fd,ga,gb,gc,gd,r1,r2,rr,sqen;

    d1=0.0;
    for (j=1;j<=n1;j++) {
        First, use points in the first sample as ori-
        quadct(x1[j],y1[j],x1,y1,n1,&fa,&fb,&fc,&fd);   gins.
        quadct(x1[j],y1[j],x2,y2,n2,&ga,&gb,&gc,&gd);
        d1=FMAX(d1,fabs(fa-ga));
        d1=FMAX(d1,fabs(fb-gb));
        d1=FMAX(d1,fabs(fc-gc));
        d1=FMAX(d1,fabs(fd-gd));
    }
    d2=0.0;
    for (j=1;j<=n2;j++) {
        Then, use points in the second sample as
        quadct(x2[j],y2[j],x1,y1,n1,&fa,&fb,&fc,&fd);   origins.
        quadct(x2[j],y2[j],x2,y2,n2,&ga,&gb,&gc,&gd);
        d2=FMAX(d2,fabs(fa-ga));
        d2=FMAX(d2,fabs(fb-gb));
        d2=FMAX(d2,fabs(fc-gc));
        d2=FMAX(d2,fabs(fd-gd));
    }
    *d=0.5*(d1+d2);
    Average the K-S statistics.
    sqen=sqrt(n1*n2/(double)(n1+n2));
    pearsn(x1,y1,n1,&r1,&dum,&dumm);
    pearsn(x2,y2,n2,&r2,&dum,&dumm);
    Get the linear correlation coefficient for each
    rr=sqrt(1.0-0.5*(r1*r1+r2*r2));
    Estimate the probability using the K-S probability function probks.
    *prob=probks(*d*sqen/(1.0+rr*(0.25-0.75/sqen)));
}

```

## CITED REFERENCES AND FURTHER READING:

- Fasano, G. and Franceschini, A. 1987, *Monthly Notices of the Royal Astronomical Society*, vol. 225, pp. 155–170. [1]
- Peacock, J.A. 1983, *Monthly Notices of the Royal Astronomical Society*, vol. 202, pp. 615–627. [2]
- Spergel, D.N., Piran, T., Loeb, A., Goodman, J., and Bahcall, J.N. 1987, *Science*, vol. 237, pp. 1471–1473. [3]

Sample page from NUMERICAL RECIPES IN C: THE ART OF SCIENTIFIC COMPUTING (ISBN 0-521-43108-5)  
 Copyright (C) 1988-1992 by Cambridge University Press. Programs Copyright (C) 1988-1992 by Numerical Recipes Software.  
 Permission is granted for internet users to make one paper copy for their own personal use. Further reproduction, or any copying of machine-  
 readable files (including this one), to any server computer, is strictly prohibited. To order Numerical Recipes books or CDROMs, visit website  
<http://www.nr.com> or call 1-800-872-7423 (North America only), or send email to [directcustserv@cambridge.org](mailto:directcustserv@cambridge.org) (outside North America).

## 14.8 Savitzky-Golay Smoothing Filters

In §13.5 we learned something about the construction and application of digital filters, but little guidance was given on *which particular* filter to use. That, of course, depends on what you want to accomplish by filtering. One obvious use for *low-pass* filters is to smooth noisy data.

The premise of data smoothing is that one is measuring a variable that is both slowly varying and also corrupted by random noise. Then it can sometimes be useful to replace each data point by some kind of local average of surrounding data points. Since nearby points measure very nearly the same underlying value, averaging can reduce the level of noise without (much) biasing the value obtained.

We must comment editorially that the smoothing of data lies in a murky area, beyond the fringe of some better posed, and therefore more highly recommended, techniques that are discussed elsewhere in this book. If you are fitting data to a parametric model, for example (see Chapter 15), it is almost always better to use raw data than to use data that has been pre-processed by a smoothing procedure. Another alternative to blind smoothing is so-called “optimal” or Wiener filtering, as discussed in §13.3 and more generally in §13.6. Data smoothing is probably most justified when it is used simply as a graphical technique, to guide the eye through a forest of data points all with large error bars; or as a means of making initial *rough* estimates of simple parameters from a graph.

In this section we discuss a particular type of low-pass filter, well-adapted for data smoothing, and termed variously *Savitzky-Golay* [1], *least-squares* [2], or *DISPO* (Digital Smoothing Polynomial) [3] filters. Rather than having their properties defined in the Fourier domain, and then translated to the time domain, Savitzky-Golay filters derive directly from a particular formulation of the data smoothing problem in the time domain, as we will now see. Savitzky-Golay filters were initially (and are still often) used to render visible the relative widths and heights of spectral lines in noisy spectrometric data.

Recall that a digital filter is applied to a series of equally spaced data values  $f_i \equiv f(t_i)$ , where  $t_i \equiv t_0 + i\Delta$  for some constant sample spacing  $\Delta$  and  $i = \dots - 2, -1, 0, 1, 2, \dots$ . We have seen (§13.5) that the simplest type of digital filter (the nonrecursive or finite impulse response filter) replaces each data value  $f_i$  by a linear combination  $g_i$  of itself and some number of nearby neighbors,

$$g_i = \sum_{n=-n_L}^{n_R} c_n f_{i+n} \quad (14.8.1)$$

Here  $n_L$  is the number of points used “to the left” of a data point  $i$ , i.e., earlier than it, while  $n_R$  is the number used to the right, i.e., later. A so-called *causal* filter would have  $n_R = 0$ .

As a starting point for understanding Savitzky-Golay filters, consider the simplest possible averaging procedure: For some fixed  $n_L = n_R$ , compute each  $g_i$  as the average of the data points from  $f_{i-n_L}$  to  $f_{i+n_R}$ . This is sometimes called *moving window averaging* and corresponds to equation (14.8.1) with constant  $c_n = 1/(n_L + n_R + 1)$ . If the underlying function is constant, or is changing linearly with time (increasing or decreasing), then no bias is introduced into the result. Higher points at one end of the averaging interval are on the average balanced by lower points at the other end. A bias is introduced, however, if the underlying function has a nonzero second derivative. At a local maximum, for example, moving window averaging always reduces the function value. In the spectrometric application, a narrow spectral line has its height reduced and its width increased. Since these parameters are themselves of physical interest, the bias introduced is distinctly undesirable.

Note, however, that moving window averaging does preserve the area under a spectral line, which is its zeroth moment, and also (if the window is symmetric with  $n_L = n_R$ ) its mean position in time, which is its first moment. What is violated is the second moment, equivalent to the line width.

The idea of Savitzky-Golay filtering is to find filter coefficients  $c_n$  that preserve higher moments. Equivalently, the idea is to approximate the underlying function within the moving window not by a constant (whose estimate is the average), but by a polynomial of higher order, typically quadratic or quartic: For each point  $f_i$ , we least-squares fit a polynomial to all

## 14.8 Savitzky-Golay Smoothing Filters

In §13.5 we learned something about the construction and application of digital filters, but little guidance was given on *which particular* filter to use. That, of course, depends on what you want to accomplish by filtering. One obvious use for *low-pass* filters is to smooth noisy data.

The premise of data smoothing is that one is measuring a variable that is both slowly varying and also corrupted by random noise. Then it can sometimes be useful to replace each data point by some kind of local average of surrounding data points. Since nearby points measure very nearly the same underlying value, averaging can reduce the level of noise without (much) biasing the value obtained.

We must comment editorially that the smoothing of data lies in a murky area, beyond the fringe of some better posed, and therefore more highly recommended, techniques that are discussed elsewhere in this book. If you are fitting data to a parametric model, for example (see Chapter 15), it is almost always better to use raw data than to use data that has been pre-processed by a smoothing procedure. Another alternative to blind smoothing is so-called “optimal” or Wiener filtering, as discussed in §13.3 and more generally in §13.6. Data smoothing is probably most justified when it is used simply as a graphical technique, to guide the eye through a forest of data points all with large error bars; or as a means of making initial *rough* estimates of simple parameters from a graph.

In this section we discuss a particular type of low-pass filter, well-adapted for data smoothing, and termed variously *Savitzky-Golay* [1], *least-squares* [2], or *DISPO* (Digital Smoothing Polynomial) [3] filters. Rather than having their properties defined in the Fourier domain, and then translated to the time domain, Savitzky-Golay filters derive directly from a particular formulation of the data smoothing problem in the time domain, as we will now see. Savitzky-Golay filters were initially (and are still often) used to render visible the relative widths and heights of spectral lines in noisy spectrometric data.

Recall that a digital filter is applied to a series of equally spaced data values  $f_i \equiv f(t_i)$ , where  $t_i \equiv t_0 + i\Delta$  for some constant sample spacing  $\Delta$  and  $i = \dots - 2, -1, 0, 1, 2, \dots$ . We have seen (§13.5) that the simplest type of digital filter (the nonrecursive or finite impulse response filter) replaces each data value  $f_i$  by a linear combination  $g_i$  of itself and some number of nearby neighbors,

$$g_i = \sum_{n=-n_L}^{n_R} c_n f_{i+n} \quad (14.8.1)$$

Here  $n_L$  is the number of points used “to the left” of a data point  $i$ , i.e., earlier than it, while  $n_R$  is the number used to the right, i.e., later. A so-called *causal* filter would have  $n_R = 0$ .

As a starting point for understanding Savitzky-Golay filters, consider the simplest possible averaging procedure: For some fixed  $n_L = n_R$ , compute each  $g_i$  as the average of the data points from  $f_{i-n_L}$  to  $f_{i+n_R}$ . This is sometimes called *moving window averaging* and corresponds to equation (14.8.1) with constant  $c_n = 1/(n_L + n_R + 1)$ . If the underlying function is constant, or is changing linearly with time (increasing or decreasing), then no bias is introduced into the result. Higher points at one end of the averaging interval are on the average balanced by lower points at the other end. A bias is introduced, however, if the underlying function has a nonzero second derivative. At a local maximum, for example, moving window averaging always reduces the function value. In the spectrometric application, a narrow spectral line has its height reduced and its width increased. Since these parameters are themselves of physical interest, the bias introduced is distinctly undesirable.

Note, however, that moving window averaging does preserve the area under a spectral line, which is its zeroth moment, and also (if the window is symmetric with  $n_L = n_R$ ) its mean position in time, which is its first moment. What is violated is the second moment, equivalent to the line width.

The idea of Savitzky-Golay filtering is to find filter coefficients  $c_n$  that preserve higher moments. Equivalently, the idea is to approximate the underlying function within the moving window not by a constant (whose estimate is the average), but by a polynomial of higher order, typically quadratic or quartic: For each point  $f_i$ , we least-squares fit a polynomial to all



```

#include <math.h>
#include "nrutil.h"

void savgol(float c[], int np, int nl, int nr, int ld, int m)
Returns in c[1..np], in wrap-around order (N.B.!) consistent with the argument respns in
routine convlv, a set of Savitzky-Golay filter coefficients. nl is the number of leftward (past)
data points used, while nr is the number of rightward (future) data points, making the total
number of data points used nl + nr + 1. ld is the order of the derivative desired (e.g., ld = 0
for smoothed function). m is the order of the smoothing polynomial, also equal to the highest
conserved moment; usual values are m = 2 or m = 4.
{
    void lubksb(float **a, int n, int *indx, float b[]);
    void ludcmp(float **a, int n, int *indx, float *d);
    int imj, ipj, j, k, kk, mm, *indx;
    float d, fac, sum, **a, *b;

    if (np < nl+nr+1 || nl < 0 || nr < 0 || ld > m || nl+nr < m)
        nrerror("bad args in savgol");
    indx=ivector(1,m+1);
    a=matrix(1,m+1,1,m+1);
    b=vector(1,m+1);
    for (ipj=0; ipj<=(m << 1); ipj++) {      Set up the normal equations of the desired
        sum=(ipj ? 0.0 : 1.0);                least-squares fit.
        for (k=1; k<=nr; k++) sum += pow((double)k, (double)ipj);
        for (k=1; k<=nl; k++) sum += pow((double)-k, (double)ipj);
        mm=IMIN(ipj, 2*m-ipj);
        for (imj = -mm; imj<=mm; imj+=2) a[1+(ipj+imj)/2][1+(ipj-imj)/2]=sum;
    }
    ludcmp(a, m+1, indx, &d);                Solve them: LU decomposition.
    for (j=1; j<=m+1; j++) b[j]=0.0;
    b[ld+1]=1.0;
    Right-hand side vector is unit vector, depending on which derivative we want.
    lubksb(a, m+1, indx, b);                 Get one row of the inverse matrix.
    for (kk=1; kk<=np; kk++) c[kk]=0.0;     Zero the output array (it may be bigger than
    for (k = -nl; k<=nr; k++) {             number of coefficients).
        sum=b[1];                            Each Savitzky-Golay coefficient is the dot
        fac=1.0;                             product of powers of an integer with the
        for (mm=1; mm<=m; mm++) sum += b[mm+1]*(fac *= k);   inverse matrix row.
        kk=(np-k) % np+1;                    Store in wrap-around order.
        c[kk]=sum;
    }
    free_vector(b, 1, m+1);
    free_matrix(a, 1, m+1, 1, m+1);
    free_ivector(indx, 1, m+1);
}

```

As output, `savgol` returns the coefficients  $c_n$ , for  $-n_L \leq n \leq n_R$ . These are stored in `c` in “wrap-around order”; that is,  $c_0$  is in `c[1]`,  $c_{-1}$  is in `c[2]`, and so on for further negative indices. The value  $c_1$  is stored in `c[np]`,  $c_2$  in `c[np-1]`, and so on for positive indices. This order may seem arcane, but it is the natural one where causal filters have nonzero coefficients in low array elements of `c`. It is also the order required by the function `convlv` in §13.1, which can be used to apply the digital filter to a data set.

The accompanying table shows some typical output from `savgol`. For orders 2 and 4, the coefficients of Savitzky-Golay filters with several choices of  $n_L$  and  $n_R$  are shown. The central column is the coefficient applied to the data  $f_i$  in obtaining the smoothed  $g_i$ . Coefficients to the left are applied to earlier data; to the right, to later. The coefficients always add (within roundoff error) to unity. One sees that, as befits a smoothing operator, the coefficients always have a central positive lobe, but with smaller, outlying corrections of both positive and negative sign. In practice, the Savitzky-Golay filters are most useful for much larger values of  $n_L$  and  $n_R$ , since these few-point formulas can accomplish only a relatively small amount of smoothing.

Figure 14.8.1 shows a numerical experiment using a 33 point smoothing filter, that is,

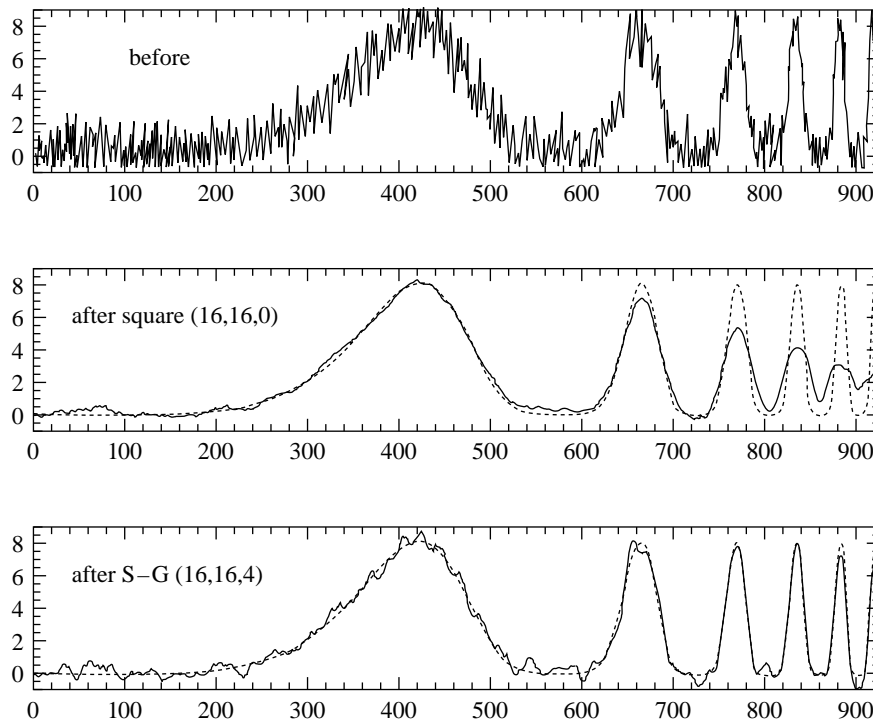


Figure 14.8.1. Top: Synthetic noisy data consisting of a sequence of progressively narrower bumps, and additive Gaussian white noise. Center: Result of smoothing the data by a simple moving window average. The window extends 16 points leftward and rightward, for a total of 33 points. Note that narrow features are broadened and suffer corresponding loss of amplitude. The dotted curve is the underlying function used to generate the synthetic data. Bottom: Result of smoothing the data by a Savitzky-Golay smoothing filter (of degree 4) using the same 33 points. While there is less smoothing of the broadest feature, narrower features have their heights and widths preserved.

$n_L = n_R = 16$ . The upper panel shows a test function, constructed to have six “bumps” of varying widths, all of height 8 units. To this function Gaussian white noise of unit variance has been added. (The test function without noise is shown as the dotted curves in the center and lower panels.) The widths of the bumps (full width at half of maximum, or FWHM) are 140, 43, 24, 17, 13, and 10, respectively.

The middle panel of Figure 14.8.1 shows the result of smoothing by a moving window average. One sees that the window of width 33 does quite a nice job of smoothing the broadest bump, but that the narrower bumps suffer considerable loss of height and increase of width. The underlying signal (dotted) is very badly represented.

The lower panel shows the result of smoothing with a Savitzky-Golay filter of the identical width, and degree  $M = 4$ . One sees that the heights and widths of the bumps are quite extraordinarily preserved. A trade-off is that the broadest bump is less smoothed. That is because the central positive lobe of the Savitzky-Golay filter coefficients fills only a fraction of the full 33 point width. As a rough guideline, best results are obtained when the full width of the degree 4 Savitzky-Golay filter is between 1 and 2 times the FWHM of desired features in the data. (References [3] and [4] give additional practical hints.)

Figure 14.8.2 shows the result of smoothing the same noisy “data” with broader Savitzky-Golay filters of 3 different orders. Here we have  $n_L = n_R = 32$  (65 point filter) and  $M = 2, 4, 6$ . One sees that, when the bumps are too narrow with respect to the filter size, then even the Savitzky-Golay filter must at some point give out. The higher order filter manages to track narrower features, but at the cost of less smoothing on broad features.

To summarize: Within limits, Savitzky-Golay filtering does manage to provide smoothing

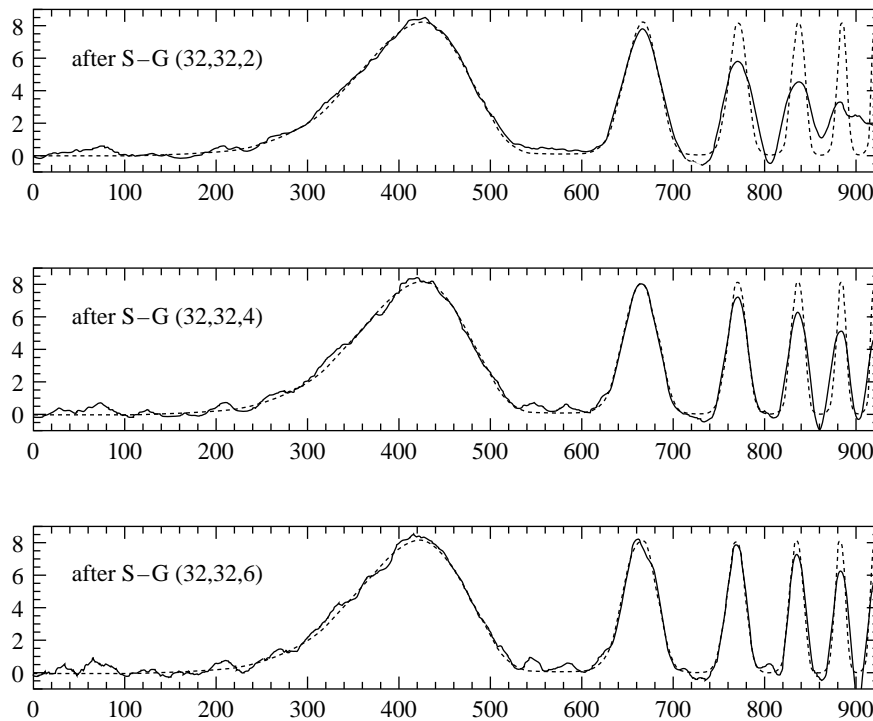


Figure 14.8.2. Result of applying wider 65 point Savitzky-Golay filters to the same data set as in Figure 14.8.1. Top: degree 2. Center: degree 4. Bottom: degree 6. All of these filters are inoptimally broad for the resolution of the narrow features. Higher-order filters do best at preserving feature heights and widths, but do less smoothing on broader features.

without loss of resolution. It does this by assuming that relatively distant data points have some significant redundancy that can be used to reduce the level of noise. The specific nature of the assumed redundancy is that the underlying function should be locally well-fitted by a polynomial. When this is true, as it is for smooth line profiles not too much narrower than the filter width, then the performance of Savitzky-Golay filters can be spectacular. When it is not true, then these filters have no compelling advantage over other classes of smoothing filter coefficients.

A last remark concerns irregularly sampled data, where the values  $f_i$  are not uniformly spaced in time. The obvious generalization of Savitzky-Golay filtering would be to do a least-squares fit within a moving window around each data point, one containing a fixed number of data points to the left ( $n_L$ ) and right ( $n_R$ ). Because of the irregular spacing, however, there is no way to obtain universal filter coefficients applicable to more than one data point. One must instead do the actual least-squares fits for each data point. This becomes computationally burdensome for larger  $n_L$ ,  $n_R$ , and  $M$ .

As a cheap alternative, one can simply pretend that the data points *are* equally spaced. This amounts to virtually shifting, within each moving window, the data points to equally spaced positions. Such a shift introduces the equivalent of an additional source of noise into the function values. In those cases where smoothing is useful, this noise will often be much smaller than the noise already present. Specifically, if the location of the points is approximately random within the window, then a rough criterion is this: If the change in  $f$  across the full width of the  $N = n_L + n_R + 1$  point window is less than  $\sqrt{N/2}$  times the measurement noise on a single point, then the cheap method can be used.

## CITED REFERENCES AND FURTHER READING:

- Savitzky A., and Golay, M.J.E. 1964, *Analytical Chemistry*, vol. 36, pp. 1627–1639. [1]  
Hamming, R.W. 1983, *Digital Filters*, 2nd ed. (Englewood Cliffs, NJ: Prentice-Hall). [2]  
Ziegler, H. 1981, *Applied Spectroscopy*, vol. 35, pp. 88–92. [3]  
Bromba, M.U.A., and Ziegler, H. 1981, *Analytical Chemistry*, vol. 53, pp. 1583–1586. [4]



## Chapter 15. Modeling of Data

### 15.0 Introduction

Given a set of observations, one often wants to condense and summarize the data by fitting it to a “model” that depends on adjustable parameters. Sometimes the model is simply a convenient class of functions, such as polynomials or Gaussians, and the fit supplies the appropriate coefficients. Other times, the model’s parameters come from some underlying theory that the data are supposed to satisfy; examples are coefficients of rate equations in a complex network of chemical reactions, or orbital elements of a binary star. Modeling can also be used as a kind of constrained interpolation, where you want to extend a few data points into a continuous function, but with some underlying idea of what that function should look like.

The basic approach in all cases is usually the same: You choose or design a *figure-of-merit function* (“merit function,” for short) that measures the agreement between the data and the model with a particular choice of parameters. The merit function is conventionally arranged so that small values represent close agreement. The parameters of the model are then adjusted to achieve a minimum in the merit function, yielding *best-fit parameters*. The adjustment process is thus a problem in minimization in many dimensions. This optimization was the subject of Chapter 10; however, there exist special, more efficient, methods that are specific to modeling, and we will discuss these in this chapter.

There are important issues that go beyond the mere finding of best-fit parameters. Data are generally not exact. They are subject to *measurement errors* (called *noise* in the context of signal-processing). Thus, typical data never exactly fit the model that is being used, even when that model is correct. We need the means to assess whether or not the model is appropriate, that is, we need to test the *goodness-of-fit* against some useful statistical standard.

We usually also need to know the accuracy with which parameters are determined by the data set. In other words, we need to know the likely errors of the best-fit parameters.

Finally, it is not uncommon in fitting data to discover that the merit function is not unimodal, with a single minimum. In some cases, we may be interested in global rather than local questions. Not, “how good is this fit?” but rather, “how sure am I that there is not a *very much better* fit in some corner of parameter space?” As we have seen in Chapter 10, especially §10.9, this kind of problem is generally quite difficult to solve.

The important message we want to deliver is that fitting of parameters is not the end-all of parameter estimation. To be genuinely useful, a fitting procedure

Sample page from NUMERICAL RECIPES IN C: THE ART OF SCIENTIFIC COMPUTING (ISBN 0-521-43108-5)  
Copyright (C) 1988-1992 by Cambridge University Press. Programs Copyright (C) 1988-1992 by Numerical Recipes Software.  
Permission is granted for internet users to make one paper copy for their own personal use. Further reproduction, or any copying of machine-readable files (including this one), to any server computer, is strictly prohibited. To order Numerical Recipes books or CDROMs, visit website <http://www.nr.com> or call 1-800-872-7423 (North America only), or send email to [directcustserv@cambridge.org](mailto:directcustserv@cambridge.org) (outside North America).

should provide (i) parameters, (ii) error estimates on the parameters, and (iii) a statistical measure of goodness-of-fit. When the third item suggests that the model is an unlikely match to the data, then items (i) and (ii) are probably worthless. Unfortunately, many practitioners of parameter estimation never proceed beyond item (i). They deem a fit acceptable if a graph of data and model “looks good.” This approach is known as *chi-by-eye*. Luckily, its practitioners get what they deserve.

#### CITED REFERENCES AND FURTHER READING:

- Bevington, P.R. 1969, *Data Reduction and Error Analysis for the Physical Sciences* (New York: McGraw-Hill).
- Brownlee, K.A. 1965, *Statistical Theory and Methodology*, 2nd ed. (New York: Wiley).
- Martin, B.R. 1971, *Statistics for Physicists* (New York: Academic Press).
- von Mises, R. 1964, *Mathematical Theory of Probability and Statistics* (New York: Academic Press), Chapter X.
- Korn, G.A., and Korn, T.M. 1968, *Mathematical Handbook for Scientists and Engineers*, 2nd ed. (New York: McGraw-Hill), Chapters 18–19.

## 15.1 Least Squares as a Maximum Likelihood Estimator

Suppose that we are fitting  $N$  data points  $(x_i, y_i)$   $i = 1, \dots, N$ , to a model that has  $M$  adjustable parameters  $a_j$ ,  $j = 1, \dots, M$ . The model predicts a functional relationship between the measured independent and dependent variables,

$$y(x) = y(x; a_1 \dots a_M) \quad (15.1.1)$$

where the dependence on the parameters is indicated explicitly on the right-hand side.

What, exactly, do we want to minimize to get fitted values for the  $a_j$ 's? The first thing that comes to mind is the familiar least-squares fit,

$$\text{minimize over } a_1 \dots a_M : \sum_{i=1}^N [y_i - y(x_i; a_1 \dots a_M)]^2 \quad (15.1.2)$$

But where does this come from? What general principles is it based on? The answer to these questions takes us into the subject of *maximum likelihood estimators*.

Given a particular data set of  $x_i$ 's and  $y_i$ 's, we have the intuitive feeling that some parameter sets  $a_1 \dots a_M$  are very unlikely — those for which the model function  $y(x)$  looks *nothing like* the data — while others may be very likely — those that closely resemble the data. How can we quantify this intuitive feeling? How can we select fitted parameters that are “most likely” to be correct? It is not meaningful to ask the question, “What is the probability that a particular set of fitted parameters  $a_1 \dots a_M$  is correct?” The reason is that there is no statistical universe of models from which the parameters are drawn. There is just one model, the correct one, and a statistical universe of data sets that are drawn from it!

should provide (i) parameters, (ii) error estimates on the parameters, and (iii) a statistical measure of goodness-of-fit. When the third item suggests that the model is an unlikely match to the data, then items (i) and (ii) are probably worthless. Unfortunately, many practitioners of parameter estimation never proceed beyond item (i). They deem a fit acceptable if a graph of data and model “looks good.” This approach is known as *chi-by-eye*. Luckily, its practitioners get what they deserve.

#### CITED REFERENCES AND FURTHER READING:

- Bevington, P.R. 1969, *Data Reduction and Error Analysis for the Physical Sciences* (New York: McGraw-Hill).
- Brownlee, K.A. 1965, *Statistical Theory and Methodology*, 2nd ed. (New York: Wiley).
- Martin, B.R. 1971, *Statistics for Physicists* (New York: Academic Press).
- von Mises, R. 1964, *Mathematical Theory of Probability and Statistics* (New York: Academic Press), Chapter X.
- Korn, G.A., and Korn, T.M. 1968, *Mathematical Handbook for Scientists and Engineers*, 2nd ed. (New York: McGraw-Hill), Chapters 18–19.

## 15.1 Least Squares as a Maximum Likelihood Estimator

Suppose that we are fitting  $N$  data points  $(x_i, y_i)$   $i = 1, \dots, N$ , to a model that has  $M$  adjustable parameters  $a_j$ ,  $j = 1, \dots, M$ . The model predicts a functional relationship between the measured independent and dependent variables,

$$y(x) = y(x; a_1 \dots a_M) \quad (15.1.1)$$

where the dependence on the parameters is indicated explicitly on the right-hand side.

What, exactly, do we want to minimize to get fitted values for the  $a_j$ 's? The first thing that comes to mind is the familiar least-squares fit,

$$\text{minimize over } a_1 \dots a_M : \sum_{i=1}^N [y_i - y(x_i; a_1 \dots a_M)]^2 \quad (15.1.2)$$

But where does this come from? What general principles is it based on? The answer to these questions takes us into the subject of *maximum likelihood estimators*.

Given a particular data set of  $x_i$ 's and  $y_i$ 's, we have the intuitive feeling that some parameter sets  $a_1 \dots a_M$  are very unlikely — those for which the model function  $y(x)$  looks *nothing like* the data — while others may be very likely — those that closely resemble the data. How can we quantify this intuitive feeling? How can we select fitted parameters that are “most likely” to be correct? It is not meaningful to ask the question, “What is the probability that a particular set of fitted parameters  $a_1 \dots a_M$  is correct?” The reason is that there is no statistical universe of models from which the parameters are drawn. There is just one model, the correct one, and a statistical universe of data sets that are drawn from it!

That being the case, we can, however, turn the question around, and ask, “Given a particular set of parameters, what is the probability that this data set could have occurred?” If the  $y_i$ ’s take on continuous values, the probability will always be zero unless we add the phrase, “...plus or minus some fixed  $\Delta y$  on each data point.” So let’s always take this phrase as understood. If the probability of obtaining the data set is infinitesimally small, then we can conclude that the parameters under consideration are “unlikely” to be right. Conversely, our intuition tells us that the data set should not be too improbable for the correct choice of parameters.

In other words, we identify the probability of the data given the parameters (which is a mathematically computable number), as the *likelihood* of the parameters given the data. This identification is entirely based on intuition. It has no formal mathematical basis in and of itself; as we already remarked, statistics is *not* a branch of mathematics!

Once we make this intuitive identification, however, it is only a small further step to decide to fit for the parameters  $a_1 \dots a_M$  precisely by finding those values that *maximize* the likelihood defined in the above way. This form of parameter estimation is *maximum likelihood estimation*.

We are now ready to make the connection to (15.1.2). Suppose that each data point  $y_i$  has a measurement error that is independently random and distributed as a normal (Gaussian) distribution around the “true” model  $y(x)$ . And suppose that the standard deviations  $\sigma$  of these normal distributions are the same for all points. Then the probability of the data set is the product of the probabilities of each point,

$$P \propto \prod_{i=1}^N \left\{ \exp \left[ -\frac{1}{2} \left( \frac{y_i - y(x_i)}{\sigma} \right)^2 \right] \Delta y \right\} \quad (15.1.3)$$

Notice that there is a factor  $\Delta y$  in each term in the product. Maximizing (15.1.3) is equivalent to maximizing its logarithm, or minimizing the negative of its logarithm, namely,

$$\left[ \sum_{i=1}^N \frac{[y_i - y(x_i)]^2}{2\sigma^2} \right] - N \log \Delta y \quad (15.1.4)$$

Since  $N$ ,  $\sigma$ , and  $\Delta y$  are all constants, minimizing this equation is equivalent to minimizing (15.1.2).

What we see is that least-squares fitting *is* a maximum likelihood estimation of the fitted parameters *if* the measurement errors are independent and normally distributed with constant standard deviation. Notice that we made no assumption about the linearity or nonlinearity of the model  $y(x; a_1 \dots)$  in its parameters  $a_1 \dots a_M$ . Just below, we will relax our assumption of constant standard deviations and obtain the very similar formulas for what is called “chi-square fitting” or “weighted least-squares fitting.” First, however, let us discuss further our very stringent assumption of a normal distribution.

For a hundred years or so, mathematical statisticians have been in love with the fact that the probability distribution of the sum of a very large number of very small random deviations almost always converges to a normal distribution. (For precise statements of this *central limit theorem*, consult [1] or other standard works

on mathematical statistics.) This infatuation tended to focus interest away from the fact that, for real data, the normal distribution is often rather poorly realized, if it is realized at all. We are often taught, rather casually, that, on average, measurements will fall within  $\pm\sigma$  of the true value 68 percent of the time, within  $\pm 2\sigma$  95 percent of the time, and within  $\pm 3\sigma$  99.7 percent of the time. Extending this, one would expect a measurement to be off by  $\pm 20\sigma$  only one time out of  $2 \times 10^{88}$ . We all know that “glitches” are much more likely than *that!*

In some instances, the deviations from a normal distribution are easy to understand and quantify. For example, in measurements obtained by counting events, the measurement errors are usually distributed as a Poisson distribution, whose cumulative probability function was already discussed in §6.2. When the number of counts going into one data point is large, the Poisson distribution converges towards a Gaussian. However, the convergence is not uniform when measured in fractional accuracy. The more standard deviations out on the tail of the distribution, the larger the number of counts must be before a value close to the Gaussian is realized. The sign of the effect is always the same: The Gaussian predicts that “tail” events are much less likely than they actually (by Poisson) are. This causes such events, when they occur, to skew a least-squares fit much more than they ought.

Other times, the deviations from a normal distribution are not so easy to understand in detail. Experimental points are occasionally just *way off*. Perhaps the power flickered during a point’s measurement, or someone kicked the apparatus, or someone wrote down a wrong number. Points like this are called *outliers*. They can easily turn a least-squares fit on otherwise adequate data into nonsense. Their probability of occurrence in the assumed Gaussian model is so small that the maximum likelihood estimator is willing to distort the whole curve to try to bring them, mistakenly, into line.

The subject of *robust statistics* deals with cases where the normal or Gaussian model is a bad approximation, or cases where outliers are important. We will discuss robust methods briefly in §15.7. All the sections between this one and that one assume, one way or the other, a Gaussian model for the measurement errors in the data. It is quite important that you keep the limitations of that model in mind, even as you use the very useful methods that follow from assuming it.

Finally, note that our discussion of measurement errors has been limited to *statistical* errors, the kind that will average away if we only take enough data. Measurements are also susceptible to *systematic* errors that will not go away with any amount of averaging. For example, the calibration of a metal meter stick might depend on its temperature. If we take all our measurements at the same wrong temperature, then no amount of averaging or numerical processing will correct for this unrecognized systematic error.

## Chi-Square Fitting

We considered the chi-square statistic once before, in §14.3. Here it arises in a slightly different context.

If each data point  $(x_i, y_i)$  has its own, known standard deviation  $\sigma_i$ , then equation (15.1.3) is modified only by putting a subscript  $i$  on the symbol  $\sigma$ . That subscript also propagates docilely into (15.1.4), so that the maximum likelihood

estimate of the model parameters is obtained by minimizing the quantity

$$\chi^2 \equiv \sum_{i=1}^N \left( \frac{y_i - y(x_i; a_1 \dots a_M)}{\sigma_i} \right)^2 \quad (15.1.5)$$

called the “chi-square.”

To whatever extent the measurement errors actually *are* normally distributed, the quantity  $\chi^2$  is correspondingly a sum of  $N$  squares of normally distributed quantities, each normalized to unit variance. Once we have adjusted the  $a_1 \dots a_M$  to minimize the value of  $\chi^2$ , the terms in the sum are not all statistically independent. For models that are linear in the  $a$ 's, however, it turns out that the probability distribution for different values of  $\chi^2$  at its minimum can nevertheless be derived analytically, and is the *chi-square distribution for  $N - M$  degrees of freedom*. We learned how to compute this probability function using the incomplete gamma function `gammq` in §6.2. In particular, equation (6.2.18) gives the probability  $Q$  that the chi-square should exceed a particular value  $\chi^2$  by chance, where  $\nu = N - M$  is the *number of degrees of freedom*. The quantity  $Q$ , or its complement  $P \equiv 1 - Q$ , is frequently tabulated in appendices to statistics books, but we generally find it easier to use `gammq` and compute our own values:  $Q = \text{gammq}(0.5\nu, 0.5\chi^2)$ . It is quite common, and usually not too wrong, to assume that the chi-square distribution holds even for models that are not strictly linear in the  $a$ 's.

This computed probability gives a quantitative measure for the goodness-of-fit of the model. If  $Q$  is a very small probability for some particular data set, then the apparent discrepancies are unlikely to be chance fluctuations. Much more probably either (i) the model is wrong — can be statistically rejected, or (ii) someone has lied to you about the size of the measurement errors  $\sigma_i$  — they are really larger than stated.

It is an important point that the chi-square probability  $Q$  does not directly measure the credibility of the assumption that the measurement errors are normally distributed. It assumes they are. In most, but not all, cases, however, the effect of nonnormal errors is to create an abundance of outlier points. These decrease the probability  $Q$ , so that we can add another possible, though less definitive, conclusion to the above list: (iii) the measurement errors may not be normally distributed.

Possibility (iii) is fairly common, and also fairly benign. It is for this reason that reasonable experimenters are often rather tolerant of low probabilities  $Q$ . It is not uncommon to deem acceptable on equal terms any models with, say,  $Q > 0.001$ . This is not as sloppy as it sounds: Truly *wrong* models will often be rejected with vastly smaller values of  $Q$ ,  $10^{-18}$ , say. However, if day-in and day-out you find yourself accepting models with  $Q \sim 10^{-3}$ , you really should track down the cause.

If you happen to know the actual distribution law of your measurement errors, then you might wish to *Monte Carlo simulate* some data sets drawn from a particular model, cf. §7.2–§7.3. You can then subject these synthetic data sets to your actual fitting procedure, so as to determine both the probability distribution of the  $\chi^2$  statistic, and also the accuracy with which your model parameters are reproduced by the fit. We discuss this further in §15.6. The technique is very general, but it can also be very expensive.

At the opposite extreme, it sometimes happens that the probability  $Q$  is too large, too near to 1, literally too good to be true! Nonnormal measurement errors cannot in general produce this disease, since the normal distribution is about as “compact”

as a distribution can be. Almost always, the cause of too good a chi-square fit is that the experimenter, in a “fit” of conservatism, has *overestimated* his or her measurement errors. Very rarely, too good a chi-square signals actual fraud, data that has been “fudged” to fit the model.

A rule of thumb is that a “typical” value of  $\chi^2$  for a “moderately” good fit is  $\chi^2 \approx \nu$ . More precise is the statement that the  $\chi^2$  statistic has a mean  $\nu$  and a standard deviation  $\sqrt{2\nu}$ , and, asymptotically for large  $\nu$ , becomes normally distributed.

In some cases the uncertainties associated with a set of measurements are not known in advance, and considerations related to  $\chi^2$  fitting are used to derive a value for  $\sigma$ . If we assume that all measurements have the same standard deviation,  $\sigma_i = \sigma$ , and that the model does fit well, then we can proceed by first assigning an arbitrary constant  $\sigma$  to all points, next fitting for the model parameters by minimizing  $\chi^2$ , and finally recomputing

$$\sigma^2 = \sum_{i=1}^N [y_i - y(x_i)]^2 / (N - M) \quad (15.1.6)$$

Obviously, this approach prohibits an independent assessment of goodness-of-fit, a fact occasionally missed by its adherents. When, however, the measurement error is not known, this approach at least allows *some* kind of error bar to be assigned to the points.

If we take the derivative of equation (15.1.5) with respect to the parameters  $a_k$ , we obtain equations that must hold at the chi-square minimum,

$$0 = \sum_{i=1}^N \left( \frac{y_i - y(x_i)}{\sigma_i^2} \right) \left( \frac{\partial y(x_i; \dots a_k \dots)}{\partial a_k} \right) \quad k = 1, \dots, M \quad (15.1.7)$$

Equation (15.1.7) is, in general, a set of  $M$  nonlinear equations for the  $M$  unknown  $a_k$ . Various of the procedures described subsequently in this chapter derive from (15.1.7) and its specializations.

#### CITED REFERENCES AND FURTHER READING:

- Bevington, P.R. 1969, *Data Reduction and Error Analysis for the Physical Sciences* (New York: McGraw-Hill), Chapters 1–4.
- von Mises, R. 1964, *Mathematical Theory of Probability and Statistics* (New York: Academic Press), §VI.C. [1]

## 15.2 Fitting Data to a Straight Line

A concrete example will make the considerations of the previous section more meaningful. We consider the problem of fitting a set of  $N$  data points  $(x_i, y_i)$  to a straight-line model

$$y(x) = y(x; a, b) = a + bx \quad (15.2.1)$$

Sample page from NUMERICAL RECIPES IN C: THE ART OF SCIENTIFIC COMPUTING (ISBN 0-521-43108-5)  
Copyright (C) 1988-1992 by Cambridge University Press. Programs Copyright (C) 1988-1992 by Numerical Recipes Software.  
Permission is granted for internet users to make one paper copy for their own personal use. Further reproduction, or any copying of machine-readable files (including this one), to any server computer, is strictly prohibited. To order Numerical Recipes books or CDROMs, visit website <http://www.nr.com> or call 1-800-872-7423 (North America only), or send email to [directcustserv@cambridge.org](mailto:directcustserv@cambridge.org) (outside North America).

as a distribution can be. Almost always, the cause of too good a chi-square fit is that the experimenter, in a “fit” of conservatism, has *overestimated* his or her measurement errors. Very rarely, too good a chi-square signals actual fraud, data that has been “fudged” to fit the model.

A rule of thumb is that a “typical” value of  $\chi^2$  for a “moderately” good fit is  $\chi^2 \approx \nu$ . More precise is the statement that the  $\chi^2$  statistic has a mean  $\nu$  and a standard deviation  $\sqrt{2\nu}$ , and, asymptotically for large  $\nu$ , becomes normally distributed.

In some cases the uncertainties associated with a set of measurements are not known in advance, and considerations related to  $\chi^2$  fitting are used to derive a value for  $\sigma$ . If we assume that all measurements have the same standard deviation,  $\sigma_i = \sigma$ , and that the model does fit well, then we can proceed by first assigning an arbitrary constant  $\sigma$  to all points, next fitting for the model parameters by minimizing  $\chi^2$ , and finally recomputing

$$\sigma^2 = \sum_{i=1}^N [y_i - y(x_i)]^2 / (N - M) \quad (15.1.6)$$

Obviously, this approach prohibits an independent assessment of goodness-of-fit, a fact occasionally missed by its adherents. When, however, the measurement error is not known, this approach at least allows *some* kind of error bar to be assigned to the points.

If we take the derivative of equation (15.1.5) with respect to the parameters  $a_k$ , we obtain equations that must hold at the chi-square minimum,

$$0 = \sum_{i=1}^N \left( \frac{y_i - y(x_i)}{\sigma_i^2} \right) \left( \frac{\partial y(x_i; \dots a_k \dots)}{\partial a_k} \right) \quad k = 1, \dots, M \quad (15.1.7)$$

Equation (15.1.7) is, in general, a set of  $M$  nonlinear equations for the  $M$  unknown  $a_k$ . Various of the procedures described subsequently in this chapter derive from (15.1.7) and its specializations.

#### CITED REFERENCES AND FURTHER READING:

- Bevington, P.R. 1969, *Data Reduction and Error Analysis for the Physical Sciences* (New York: McGraw-Hill), Chapters 1–4.
- von Mises, R. 1964, *Mathematical Theory of Probability and Statistics* (New York: Academic Press), §VI.C. [1]

## 15.2 Fitting Data to a Straight Line

A concrete example will make the considerations of the previous section more meaningful. We consider the problem of fitting a set of  $N$  data points  $(x_i, y_i)$  to a straight-line model

$$y(x) = y(x; a, b) = a + bx \quad (15.2.1)$$



This problem is often called *linear regression*, a terminology that originated, long ago, in the social sciences. We assume that the uncertainty  $\sigma_i$  associated with each measurement  $y_i$  is known, and that the  $x_i$ 's (values of the dependent variable) are known exactly.

To measure how well the model agrees with the data, we use the chi-square merit function (15.1.5), which in this case is

$$\chi^2(a, b) = \sum_{i=1}^N \left( \frac{y_i - a - bx_i}{\sigma_i} \right)^2 \quad (15.2.2)$$

If the measurement errors are normally distributed, then this merit function will give maximum likelihood parameter estimations of  $a$  and  $b$ ; if the errors are not normally distributed, then the estimations are not maximum likelihood, but may still be useful in a practical sense. In §15.7, we will treat the case where outlier points are so numerous as to render the  $\chi^2$  merit function useless.

Equation (15.2.2) is minimized to determine  $a$  and  $b$ . At its minimum, derivatives of  $\chi^2(a, b)$  with respect to  $a, b$  vanish.

$$\begin{aligned} 0 &= \frac{\partial \chi^2}{\partial a} = -2 \sum_{i=1}^N \frac{y_i - a - bx_i}{\sigma_i^2} \\ 0 &= \frac{\partial \chi^2}{\partial b} = -2 \sum_{i=1}^N \frac{x_i(y_i - a - bx_i)}{\sigma_i^2} \end{aligned} \quad (15.2.3)$$

These conditions can be rewritten in a convenient form if we define the following sums:

$$\begin{aligned} S &\equiv \sum_{i=1}^N \frac{1}{\sigma_i^2} & S_x &\equiv \sum_{i=1}^N \frac{x_i}{\sigma_i^2} & S_y &\equiv \sum_{i=1}^N \frac{y_i}{\sigma_i^2} \\ S_{xx} &\equiv \sum_{i=1}^N \frac{x_i^2}{\sigma_i^2} & S_{xy} &\equiv \sum_{i=1}^N \frac{x_i y_i}{\sigma_i^2} \end{aligned} \quad (15.2.4)$$

With these definitions (15.2.3) becomes

$$\begin{aligned} aS + bS_x &= S_y \\ aS_x + bS_{xx} &= S_{xy} \end{aligned} \quad (15.2.5)$$

The solution of these two equations in two unknowns is calculated as

$$\begin{aligned} \Delta &\equiv SS_{xx} - (S_x)^2 \\ a &= \frac{S_{xx}S_y - S_xS_{xy}}{\Delta} \\ b &= \frac{SS_{xy} - S_xS_y}{\Delta} \end{aligned} \quad (15.2.6)$$

Equation (15.2.6) gives the solution for the best-fit model parameters  $a$  and  $b$ .

We are not done, however. We must estimate the probable uncertainties in the estimates of  $a$  and  $b$ , since obviously the measurement errors in the data must introduce some uncertainty in the determination of those parameters. If the data are independent, then each contributes its own bit of uncertainty to the parameters. Consideration of propagation of errors shows that the variance  $\sigma_f^2$  in the value of any function will be

$$\sigma_f^2 = \sum_{i=1}^N \sigma_i^2 \left( \frac{\partial f}{\partial y_i} \right)^2 \quad (15.2.7)$$

For the straight line, the derivatives of  $a$  and  $b$  with respect to  $y_i$  can be directly evaluated from the solution:

$$\begin{aligned} \frac{\partial a}{\partial y_i} &= \frac{S_{xx} - S_x x_i}{\sigma_i^2 \Delta} \\ \frac{\partial b}{\partial y_i} &= \frac{S x_i - S_x}{\sigma_i^2 \Delta} \end{aligned} \quad (15.2.8)$$

Summing over the points as in (15.2.7), we get

$$\begin{aligned} \sigma_a^2 &= S_{xx} / \Delta \\ \sigma_b^2 &= S / \Delta \end{aligned} \quad (15.2.9)$$

which are the variances in the estimates of  $a$  and  $b$ , respectively. We will see in §15.6 that an additional number is also needed to characterize properly the probable uncertainty of the parameter estimation. That number is the *covariance* of  $a$  and  $b$ , and (as we will see below) is given by

$$\text{Cov}(a, b) = -S_x / \Delta \quad (15.2.10)$$

The coefficient of correlation between the uncertainty in  $a$  and the uncertainty in  $b$ , which is a number between  $-1$  and  $1$ , follows from (15.2.10) (compare equation 14.5.1),

$$r_{ab} = \frac{-S_x}{\sqrt{S S_{xx}}} \quad (15.2.11)$$

A positive value of  $r_{ab}$  indicates that the errors in  $a$  and  $b$  are likely to have the same sign, while a negative value indicates the errors are anticorrelated, likely to have opposite signs.

We are *still* not done. We must estimate the goodness-of-fit of the data to the model. Absent this estimate, we have not the slightest indication that the parameters  $a$  and  $b$  in the model have any meaning at all! The probability  $Q$  that a value of chi-square as *poor* as the value (15.2.2) should occur by chance is

$$Q = \text{gammq} \left( \frac{N-2}{2}, \frac{\chi^2}{2} \right) \quad (15.2.12)$$

Here `gammq` is our routine for the incomplete gamma function  $Q(a, x)$ , §6.2. If  $Q$  is larger than, say, 0.1, then the goodness-of-fit is believable. If it is larger than, say, 0.001, then the fit *may* be acceptable if the errors are nonnormal or have been moderately underestimated. If  $Q$  is less than 0.001 then the model and/or estimation procedure can rightly be called into question. In this latter case, turn to §15.7 to proceed further.

If you do not know the individual measurement errors of the points  $\sigma_i$ , and are proceeding (dangerously) to use equation (15.1.6) for estimating these errors, then here is the procedure for estimating the probable uncertainties of the parameters  $a$  and  $b$ : Set  $\sigma_i \equiv 1$  in all equations through (15.2.6), and multiply  $\sigma_a$  and  $\sigma_b$ , as obtained from equation (15.2.9), by the additional factor  $\sqrt{\chi^2/(N-2)}$ , where  $\chi^2$  is computed by (15.2.2) using the fitted parameters  $a$  and  $b$ . As discussed above, this procedure is equivalent to *assuming* a good fit, so you get no independent goodness-of-fit probability  $Q$ .

In §14.5 we promised a relation between the linear correlation coefficient  $r$  (equation 14.5.1) and a goodness-of-fit measure,  $\chi^2$  (equation 15.2.2). For unweighted data (all  $\sigma_i = 1$ ), that relation is

$$\chi^2 = (1 - r^2)N\text{Var}(y_1 \dots y_N) \quad (15.2.13)$$

where

$$\text{NVar}(y_1 \dots y_N) \equiv \sum_{i=1}^N (y_i - \bar{y})^2 \quad (15.2.14)$$

For data with varying weights  $\sigma_i$ , the above equations remain valid if the sums in equation (14.5.1) are weighted by  $1/\sigma_i^2$ .

The following function, `fit`, carries out exactly the operations that we have discussed. When the weights  $\sigma$  are known in advance, the calculations exactly correspond to the formulas above. However, when weights  $\sigma$  are unavailable, the routine *assumes* equal values of  $\sigma$  for each point and *assumes* a good fit, as discussed in §15.1.

The formulas (15.2.6) are susceptible to roundoff error. Accordingly, we rewrite them as follows: Define

$$t_i = \frac{1}{\sigma_i} \left( x_i - \frac{S_x}{S} \right), \quad i = 1, 2, \dots, N \quad (15.2.15)$$

and

$$S_{tt} = \sum_{i=1}^N t_i^2 \quad (15.2.16)$$

Then, as you can verify by direct substitution,

$$b = \frac{1}{S_{tt}} \sum_{i=1}^N \frac{t_i y_i}{\sigma_i} \quad (15.2.17)$$

$$a = \frac{S_y - S_x b}{S} \quad (15.2.18)$$

$$\sigma_a^2 = \frac{1}{S} \left( 1 + \frac{S_x^2}{SS_{tt}} \right) \quad (15.2.19)$$

$$\sigma_b^2 = \frac{1}{SS_{tt}} \quad (15.2.20)$$

$$\text{Cov}(a, b) = -\frac{S_x}{SS_{tt}} \quad (15.2.21)$$

$$r_{ab} = \frac{\text{Cov}(a, b)}{\sigma_a \sigma_b} \quad (15.2.22)$$

```
#include <math.h>
#include "nrutil.h"

void fit(float x[], float y[], int ndata, float sig[], int mwt, float *a,
float *b, float *siga, float *sigb, float *chi2, float *q)
Given a set of data points x[1..ndata], y[1..ndata] with individual standard deviations
sig[1..ndata], fit them to a straight line  $y = a + bx$  by minimizing  $\chi^2$ . Returned are
a, b and their respective probable uncertainties siga and sigb, the chi-square chi2, and the
goodness-of-fit probability q (that the fit would have  $\chi^2$  this large or larger). If mwt=0 on
input, then the standard deviations are assumed to be unavailable: q is returned as 1.0 and
the normalization of chi2 is to unit standard deviation on all points.
{
    float gammq(float a, float x);
    int i;
    float wt, t, sxoss, sx=0.0, sy=0.0, st2=0.0, ss, sigdat;

    *b=0.0;
    if (mwt) {
        ss=0.0;
        for (i=1; i<=ndata; i++) {
            wt=1.0/SQR(sig[i]);
            ss += wt;
            sx += x[i]*wt;
            sy += y[i]*wt;
        }
        } else {
        for (i=1; i<=ndata; i++) {
            sx += x[i];
            sy += y[i];
        }
        ss=ndata;
    }
    sxoss=sx/ss;
    if (mwt) {
        for (i=1; i<=ndata; i++) {
            t=(x[i]-sxoss)/sig[i];
            st2 += t*t;
            *b += t*y[i]/sig[i];
        }
    } else {
        for (i=1; i<=ndata; i++) {
            t=x[i]-sxoss;
            st2 += t*t;
            *b += t*y[i];
        }
    }
    *b /= st2;
    *a=(sy-sx*( *b))/ss;
    *siga=sqrt((1.0+sx*sx/(ss*st2))/ss);
    *sigb=sqrt(1.0/st2);
}

```

Accumulate sums ...

...with weights

...or without weights.

Solve for  $a$ ,  $b$ ,  $\sigma_a$ , and  $\sigma_b$ .

```

*chi2=0.0;           Calculate  $\chi^2$ .
*q=1.0;
if (mwt == 0) {
  for (i=1;i<=ndata;i++)
    *chi2 += SQR(y[i]-(*a)-(*b)*x[i]);
  sigdat=sqrt((*chi2)/(ndata-2));
  *siga *= sigdat;           For unweighted data evaluate typ-
  *sigb *= sigdat;           ical sig using chi2, and ad-
                              just the standard deviations.
} else {
  for (i=1;i<=ndata;i++)
    *chi2 += SQR((y[i]-(*a)-(*b)*x[i])/sig[i]);
  if (ndata>2) *q=gammq(0.5*(ndata-2),0.5*(*chi2));   Equation (15.2.12).
}
}

```

## CITED REFERENCES AND FURTHER READING:

Bevington, P.R. 1969, *Data Reduction and Error Analysis for the Physical Sciences* (New York: McGraw-Hill), Chapter 6.

## 15.3 Straight-Line Data with Errors in Both Coordinates

If experimental data are subject to measurement error not only in the  $y_i$ 's, but also in the  $x_i$ 's, then the task of fitting a straight-line model

$$y(x) = a + bx \quad (15.3.1)$$

is considerably harder. It is straightforward to write down the  $\chi^2$  merit function for this case,

$$\chi^2(a, b) = \sum_{i=1}^N \frac{(y_i - a - bx_i)^2}{\sigma_{y_i}^2 + b^2 \sigma_{x_i}^2} \quad (15.3.2)$$

where  $\sigma_{x_i}$  and  $\sigma_{y_i}$  are, respectively, the  $x$  and  $y$  standard deviations for the  $i$ th point. The weighted sum of variances in the denominator of equation (15.3.2) can be understood both as the variance in the direction of the smallest  $\chi^2$  between each data point and the line with slope  $b$ , and also as the variance of the linear combination  $y_i - a - bx_i$  of two random variables  $x_i$  and  $y_i$ ,

$$\text{Var}(y_i - a - bx_i) = \text{Var}(y_i) + b^2 \text{Var}(x_i) = \sigma_{y_i}^2 + b^2 \sigma_{x_i}^2 \equiv 1/w_i \quad (15.3.3)$$

The sum of the square of  $N$  random variables, each normalized by its variance, is thus  $\chi^2$ -distributed.

We want to minimize equation (15.3.2) with respect to  $a$  and  $b$ . Unfortunately, the occurrence of  $b$  in the denominator of equation (15.3.2) makes the resulting equation for the slope  $\partial\chi^2/\partial b = 0$  nonlinear. However, the corresponding condition for the intercept,  $\partial\chi^2/\partial a = 0$ , is still linear and yields

$$a = \left[ \sum_i w_i (y_i - bx_i) \right] / \sum_i w_i \quad (15.3.4)$$

where the  $w_i$ 's are defined by equation (15.3.3). A reasonable strategy, now, is to use the machinery of Chapter 10 (e.g., the routine `brent`) for minimizing a general one-dimensional function to minimize with respect to  $b$ , while using equation (15.3.4) at each stage to ensure that the minimum with respect to  $b$  is also minimized with respect to  $a$ .

```

*chi2=0.0;           Calculate  $\chi^2$ .
*q=1.0;
if (mwt == 0) {
  for (i=1;i<=ndata;i++)
    *chi2 += SQR(y[i]-(*a)-(*b)*x[i]);
  sigdat=sqrt((*chi2)/(ndata-2));
  *siga *= sigdat;           For unweighted data evaluate typ-
  *sigb *= sigdat;           ical sig using chi2, and ad-
                              just the standard deviations.
} else {
  for (i=1;i<=ndata;i++)
    *chi2 += SQR((y[i]-(*a)-(*b)*x[i])/sig[i]);
  if (ndata>2) *q=gammq(0.5*(ndata-2),0.5*(*chi2));   Equation (15.2.12).
}
}

```

## CITED REFERENCES AND FURTHER READING:

Bevington, P.R. 1969, *Data Reduction and Error Analysis for the Physical Sciences* (New York: McGraw-Hill), Chapter 6.

## 15.3 Straight-Line Data with Errors in Both Coordinates

If experimental data are subject to measurement error not only in the  $y_i$ 's, but also in the  $x_i$ 's, then the task of fitting a straight-line model

$$y(x) = a + bx \quad (15.3.1)$$

is considerably harder. It is straightforward to write down the  $\chi^2$  merit function for this case,

$$\chi^2(a, b) = \sum_{i=1}^N \frac{(y_i - a - bx_i)^2}{\sigma_{y_i}^2 + b^2 \sigma_{x_i}^2} \quad (15.3.2)$$

where  $\sigma_{x_i}$  and  $\sigma_{y_i}$  are, respectively, the  $x$  and  $y$  standard deviations for the  $i$ th point. The weighted sum of variances in the denominator of equation (15.3.2) can be understood both as the variance in the direction of the smallest  $\chi^2$  between each data point and the line with slope  $b$ , and also as the variance of the linear combination  $y_i - a - bx_i$  of two random variables  $x_i$  and  $y_i$ ,

$$\text{Var}(y_i - a - bx_i) = \text{Var}(y_i) + b^2 \text{Var}(x_i) = \sigma_{y_i}^2 + b^2 \sigma_{x_i}^2 \equiv 1/w_i \quad (15.3.3)$$

The sum of the square of  $N$  random variables, each normalized by its variance, is thus  $\chi^2$ -distributed.

We want to minimize equation (15.3.2) with respect to  $a$  and  $b$ . Unfortunately, the occurrence of  $b$  in the denominator of equation (15.3.2) makes the resulting equation for the slope  $\partial\chi^2/\partial b = 0$  nonlinear. However, the corresponding condition for the intercept,  $\partial\chi^2/\partial a = 0$ , is still linear and yields

$$a = \left[ \sum_i w_i (y_i - bx_i) \right] / \sum_i w_i \quad (15.3.4)$$

where the  $w_i$ 's are defined by equation (15.3.3). A reasonable strategy, now, is to use the machinery of Chapter 10 (e.g., the routine `brent`) for minimizing a general one-dimensional function to minimize with respect to  $b$ , while using equation (15.3.4) at each stage to ensure that the minimum with respect to  $b$  is also minimized with respect to  $a$ .

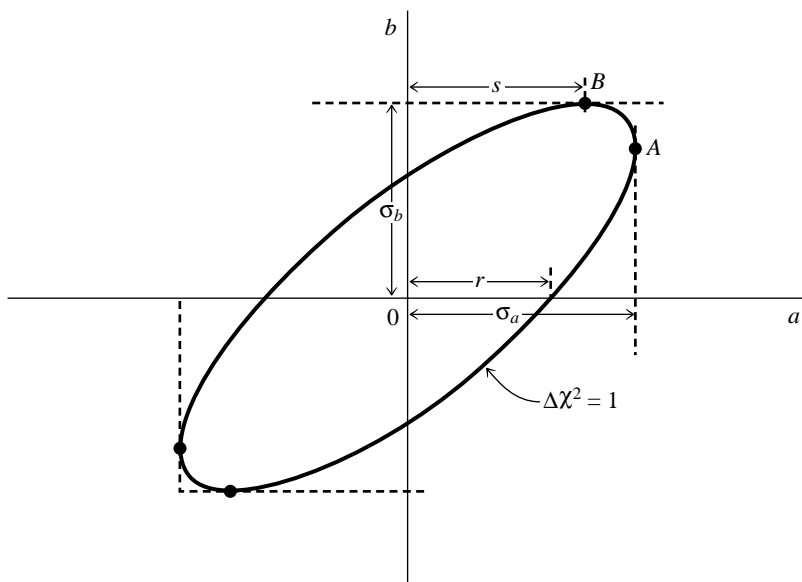


Figure 15.3.1. Standard errors for the parameters  $a$  and  $b$ . The point  $B$  can be found by varying the slope  $b$  while simultaneously minimizing the intercept  $a$ . This gives the standard error  $\sigma_b$ , and also the value  $s$ . The standard error  $\sigma_a$  can then be found by the geometric relation  $\sigma_a^2 = s^2 + r^2$ .

Because of the finite error bars on the  $x_i$ 's, the minimum  $\chi^2$  as a function of  $b$  will be finite, though usually large, when  $b$  equals infinity (line of infinite slope). The angle  $\theta \equiv \arctan b$  is thus more suitable as a parametrization of slope than  $b$  itself. The value of  $\chi^2$  will then be periodic in  $\theta$  with period  $\pi$  (not  $2\pi$ !). If any data points have very small  $\sigma_y$ 's but moderate or large  $\sigma_x$ 's, then it is also possible to have a maximum in  $\chi^2$  near zero slope,  $\theta \approx 0$ . In that case, there can sometimes be two  $\chi^2$  minima, one at positive slope and the other at negative. Only one of these is the correct global minimum. It is therefore important to have a good starting guess for  $b$  (or  $\theta$ ). Our strategy, implemented below, is to scale the  $y_i$ 's so as to have variance equal to the  $x_i$ 's, then to do a conventional (as in §15.2) linear fit with weights derived from the (scaled) sum  $\sigma_{y_i}^2 + \sigma_{x_i}^2$ . This yields a good starting guess for  $b$  if the data are even *plausibly* related to a straight-line model.

Finding the standard errors  $\sigma_a$  and  $\sigma_b$  on the parameters  $a$  and  $b$  is more complicated. We will see in §15.6 that, in appropriate circumstances, the standard errors in  $a$  and  $b$  are the respective projections onto the  $a$  and  $b$  axes of the “confidence region boundary” where  $\chi^2$  takes on a value one greater than its minimum,  $\Delta\chi^2 = 1$ . In the linear case of §15.2, these projections follow from the Taylor series expansion

$$\Delta\chi^2 \approx \frac{1}{2} \left[ \frac{\partial^2 \chi^2}{\partial a^2} (\Delta a)^2 + \frac{\partial^2 \chi^2}{\partial b^2} (\Delta b)^2 \right] + \frac{\partial^2 \chi^2}{\partial a \partial b} \Delta a \Delta b \quad (15.3.5)$$

Because of the present nonlinearity in  $b$ , however, analytic formulas for the second derivatives are quite unwieldy; more important, the lowest-order term frequently gives a poor approximation to  $\Delta\chi^2$ . Our strategy is therefore to find the roots of  $\Delta\chi^2 = 1$  numerically, by adjusting the value of the slope  $b$  away from the minimum. In the program below the general root finder `zbrent` is used. It may occur that there are no roots at all — for example, if all error bars are so large that all the data points are compatible with each other. It is important, therefore, to make some effort at bracketing a putative root before refining it (cf. §9.1).

Because  $a$  is minimized at each stage of varying  $b$ , successful numerical root-finding leads to a value of  $\Delta a$  that minimizes  $\chi^2$  for the value of  $\Delta b$  that gives  $\Delta\chi^2 = 1$ . This (see Figure 15.3.1) directly gives the tangent projection of the confidence region onto the  $b$  axis, and thus  $\sigma_b$ . It does not, however, give the tangent projection of the confidence region onto the  $a$  axis. In the figure, we have found the point labeled  $B$ ; to find  $\sigma_a$  we need to find the

point  $A$ . Geometry to the rescue: To the extent that the confidence region is approximated by an ellipse, then you can prove (see figure) that  $\sigma_a^2 = r^2 + s^2$ . The value of  $s$  is known from having found the point  $B$ . The value of  $r$  follows from equations (15.3.2) and (15.3.3) applied at the  $\chi^2$  minimum (point  $O$  in the figure), giving

$$r^2 = 1 / \sum_i w_i \quad (15.3.6)$$

Actually, since  $b$  can go through infinity, this whole procedure makes more sense in  $(a, \theta)$  space than in  $(a, b)$  space. That is in fact how the following program works. Since it is conventional, however, to return standard errors for  $a$  and  $b$ , not  $a$  and  $\theta$ , we finally use the relation

$$\sigma_b = \sigma_\theta / \cos^2 \theta \quad (15.3.7)$$

We caution that if  $b$  and its standard error are both large, so that the confidence region actually includes infinite slope, then the standard error  $\sigma_b$  is not very meaningful. The function `chixy` is normally called only by the routine `fitexy`. However, if you want, you can yourself explore the confidence region by making repeated calls to `chixy` (whose argument is an angle  $\theta$ , not a slope  $b$ ), after a single initializing call to `fitexy`.

A final caution, repeated from §15.0, is that if the goodness-of-fit is not acceptable (returned probability is too small), the standard errors  $\sigma_a$  and  $\sigma_b$  are surely not believable. In dire circumstances, you might try scaling all your  $x$  and  $y$  error bars by a constant factor until the probability is acceptable (0.5, say), to get more plausible values for  $\sigma_a$  and  $\sigma_b$ .

```
#include <math.h>
#include "nrutil.h"
#define POTN 1.571000
#define BIG 1.0e30
#define PI 3.14159265
#define ACC 1.0e-3

int mn;                                     Global variables communicate with
float *xx,*yy,*sx,*sy,*ww,aa,offs;         chixy.

void fitexy(float x[], float y[], int ndat, float sigx[], float sigy[],
            float *a, float *b, float *siga, float *sigb, float *chi2, float *q)
Straight-line fit to input data x[1..ndat] and y[1..ndat] with errors in both x and y, the
respective standard deviations being the input quantities sigx[1..ndat] and sigy[1..ndat].
Output quantities are a and b such that y = a + bx minimizes  $\chi^2$ , whose value is returned
as chi2. The  $\chi^2$  probability is returned as q, a small value indicating a poor fit (sometimes
indicating underestimated errors). Standard errors on a and b are returned as siga and sigb.
These are not meaningful if either (i) the fit is poor, or (ii) b is so large that the data are
consistent with a vertical (infinite b) line. If siga and sigb are returned as BIG, then the data
are consistent with all values of b.
{
    void avevar(float data[], unsigned long n, float *ave, float *var);
    float brent(float ax, float bx, float cx,
                float (*f)(float), float tol, float *xmin);
    float chixy(float bang);
    void fit(float x[], float y[], int ndata, float sig[], int mwt,
            float *a, float *b, float *siga, float *sigb, float *chi2, float *q);
    float gammq(float a, float x);
    void mnbrak(float *ax, float *bx, float *cx, float *fa, float *fb,
                float *fc, float (*func)(float));
    float zbrent(float (*func)(float), float x1, float x2, float tol);
    int j;
    float swap,amx,amn,varx,vary,ang[7],ch[7],scale,bmn,bmx,d1,d2,r2,
            dum1,dum2,dum3,dum4,dum5;

    xx=vector(1,ndat);
    yy=vector(1,ndat);
```



```

sx=vector(1,ndat);
sy=vector(1,ndat);
ww=vector(1,ndat);
avevar(x,ndat,&dum1,&varx);
avevar(y,ndat,&dum1,&vary);
scale=sqrt(varx/vary);
nn=ndat;
for (j=1;j<=ndat;j++) {
  xx[j]=x[j];
  yy[j]=y[j]*scale;
  sx[j]=sigx[j];
  sy[j]=sigy[j]*scale;
  ww[j]=sqrt(SQR(sx[j])+SQR(sy[j]));
}
fit(xx,yy,nn,ww,1,&dum1,b,&dum2,&dum3,&dum4,&dum5);
offs=ang[1]=0.0;
ang[2]=atan(*b);
ang[4]=0.0;
ang[5]=ang[2];
ang[6]=POTN;
for (j=4;j<=6;j++) ch[j]=chixy(ang[j]);
mnbrak(&ang[1],&ang[2],&ang[3],&ch[1],&ch[2],&ch[3],chixy);
Bracket the  $\chi^2$  minimum and then locate it with brent.
*chi2=brent(ang[1],ang[2],ang[3],chixy,ACC,b);
*chi2=chixy(*b);
*a=aa;
*q=gammq(0.5*(nn-2),*chi2*0.5);
for (r2=0.0,j=1;j<=nn;j++) r2 += ww[j];
r2=1.0/r2;
bmx=BIG;
bmn=BIG;
offs=(*chi2)+1.0;
for (j=1;j<=6;j++) {
  if (ch[j] > offs) {
    d1=fabs(ang[j]-(*b));
    while (d1 >= PI) d1 -= PI;
    d2=PI-d1;
    if (ang[j] < *b) {
      swap=d1;
      d1=d2;
      d2=swap;
    }
    if (d1 < bmx) bmx=d1;
    if (d2 < bmn) bmn=d2;
  }
}
if (bmx < BIG) {
  bmx=zbrent(chixy,*b,*b+bmx,ACC)-(*b);
  amx=aa-(*a);
  bmn=zbrent(chixy,*b,*b-bmn,ACC)-(*b);
  amn=aa-(*a);
  *sigb=sqrt(0.5*(bmx*bmx+bmn*bmn))/(scale*SQR(cos(*b)));
  *siga=sqrt(0.5*(amx*amx+amn*amn)+r2)/scale;
} else (*sigb)=(*siga)=BIG;
*a /= scale;
*b=tan(*b)/scale;
free_vector(ww,1,ndat);
free_vector(sy,1,ndat);
free_vector(sx,1,ndat);
free_vector(yy,1,ndat);
free_vector(xx,1,ndat);
}

```

Find the  $x$  and  $y$  variances, and scale the data into the global variables for communication with the function `chixy`.

Use both  $x$  and  $y$  weights in first trial fit.

Trial fit for  $b$ .

Construct several angles for reference points, and make  $b$  an angle.

Compute  $\chi^2$  probability.

Save the inverse sum of weights at the minimum.

Now, find standard errors for  $b$  as points where  $\Delta\chi^2 = 1$ .

Go through saved values to bracket the desired roots. Note periodicity in slope angles.

Call `zbrent` to find the roots.

Error in  $a$  has additional piece  $r2$ .

Unscale the answers.

```

#include <math.h>
#include "nrutil.h"
#define BIG 1.0e30

extern int nn;
extern float *xx,*yy,*sx,*sy,*ww,aa,offs;

float chixy(float bang)
Captive function of fitexy, returns the value of  $(\chi^2 - \text{offs})$  for the slope  $b=\tan(\text{bang})$ .
Scaled data and offs are communicated via the global variables.
{
    int j;
    float ans,avex=0.0,avey=0.0,sumw=0.0,b;

    b=tan(bang);
    for (j=1;j<=nn;j++) {
        ww[j] = SQR(b*sx[j])+SQR(sy[j]);
        sumw += (ww[j] = (ww[j] < 1.0/BIG ? BIG : 1.0/ww[j]));
        avex += ww[j]*xx[j];
        avey += ww[j]*yy[j];
    }
    avex /= sumw;
    avey /= sumw;
    aa=avey-b*avex;
    for (ans = -offs,j=1;j<=nn;j++)
        ans += ww[j]*SQR(yy[j]-aa-b*xx[j]);
    return ans;
}

```

Be aware that the literature on the seemingly straightforward subject of this section is generally confusing and sometimes plain wrong. Deming's [1] early treatment is sound, but its reliance on Taylor expansions gives inaccurate error estimates. References [2-4] are reliable, more recent, general treatments with critiques of earlier work. York [5] and Reed [6] usefully discuss the simple case of a straight line as treated here, but the latter paper has some errors, corrected in [7]. All this commotion has attracted the Bayesians [8-10], who have still different points of view.

#### CITED REFERENCES AND FURTHER READING:

- Deming, W.E. 1943, *Statistical Adjustment of Data* (New York: Wiley), reprinted 1964 (New York: Dover). [1]
- Jefferys, W.H. 1980, *Astronomical Journal*, vol. 85, pp. 177-181; see also vol. 95, p. 1299 (1988). [2]
- Jefferys, W.H. 1981, *Astronomical Journal*, vol. 86, pp. 149-155; see also vol. 95, p. 1300 (1988). [3]
- Lybanon, M. 1984, *American Journal of Physics*, vol. 52, pp. 22-26. [4]
- York, D. 1966, *Canadian Journal of Physics*, vol. 44, pp. 1079-1086. [5]
- Reed, B.C. 1989, *American Journal of Physics*, vol. 57, pp. 642-646; see also vol. 58, p. 189, and vol. 58, p. 1209. [6]
- Reed, B.C. 1992, *American Journal of Physics*, vol. 60, pp. 59-62. [7]
- Zellner, A. 1971, *An Introduction to Bayesian Inference in Econometrics* (New York: Wiley); reprinted 1987 (Malabar, FL: R. E. Krieger Pub. Co.). [8]
- Gull, S.F. 1989, in *Maximum Entropy and Bayesian Methods*, J. Skilling, ed. (Boston: Kluwer). [9]
- Jaynes, E.T. 1991, in *Maximum-Entropy and Bayesian Methods, Proc. 10th Int. Workshop*, W.T. Grandy, Jr., and L.H. Schick, eds. (Boston: Kluwer). [10]
- Macdonald, J.R., and Thompson, W.J. 1992, *American Journal of Physics*, vol. 60, pp. 66-73.

Sample page from NUMERICAL RECIPES IN C: THE ART OF SCIENTIFIC COMPUTING (ISBN 0-521-43108-5)  
 Copyright (C) 1988-1992 by Cambridge University Press. Programs Copyright (C) 1988-1992 by Numerical Recipes Software.  
 Permission is granted for internet users to make one paper copy for their own personal use. Further reproduction, or any copying of machine-readable files (including this one), to any server computer, is strictly prohibited. To order Numerical Recipes books or CDROMs, visit website <http://www.nr.com> or call 1-800-872-7423 (North America only), or send email to [directcustserv@cambridge.org](mailto:directcustserv@cambridge.org) (outside North America).

## 15.4 General Linear Least Squares

An immediate generalization of §15.2 is to fit a set of data points  $(x_i, y_i)$  to a model that is not just a linear combination of 1 and  $x$  (namely  $a + bx$ ), but rather a linear combination of *any*  $M$  specified functions of  $x$ . For example, the functions could be  $1, x, x^2, \dots, x^{M-1}$ , in which case their general linear combination,

$$y(x) = a_1 + a_2x + a_3x^2 + \dots + a_Mx^{M-1} \quad (15.4.1)$$

is a polynomial of degree  $M - 1$ . Or, the functions could be sines and cosines, in which case their general linear combination is a harmonic series.

The general form of this kind of model is

$$y(x) = \sum_{k=1}^M a_k X_k(x) \quad (15.4.2)$$

where  $X_1(x), \dots, X_M(x)$  are arbitrary fixed functions of  $x$ , called the *basis functions*.

Note that the functions  $X_k(x)$  can be wildly nonlinear functions of  $x$ . In this discussion “linear” refers only to the model’s dependence on its *parameters*  $a_k$ .

For these linear models we generalize the discussion of the previous section by defining a merit function

$$\chi^2 = \sum_{i=1}^N \left[ \frac{y_i - \sum_{k=1}^M a_k X_k(x_i)}{\sigma_i} \right]^2 \quad (15.4.3)$$

As before,  $\sigma_i$  is the measurement error (standard deviation) of the  $i$ th data point, presumed to be known. If the measurement errors are not known, they may all (as discussed at the end of §15.1) be set to the constant value  $\sigma = 1$ .

Once again, we will pick as best parameters those that minimize  $\chi^2$ . There are several different techniques available for finding this minimum. Two are particularly useful, and we will discuss both in this section. To introduce them and elucidate their relationship, we need some notation.

Let  $\mathbf{A}$  be a matrix whose  $N \times M$  components are constructed from the  $M$  basis functions evaluated at the  $N$  abscissas  $x_i$ , and from the  $N$  measurement errors  $\sigma_i$ , by the prescription

$$A_{ij} = \frac{X_j(x_i)}{\sigma_i} \quad (15.4.4)$$

The matrix  $\mathbf{A}$  is called the *design matrix* of the fitting problem. Notice that in general  $\mathbf{A}$  has more rows than columns,  $N \geq M$ , since there must be more data points than model parameters to be solved for. (You can fit a straight line to two points, but not a very meaningful quintic!) The design matrix is shown schematically in Figure 15.4.1.

Also define a vector  $\mathbf{b}$  of length  $N$  by

$$b_i = \frac{y_i}{\sigma_i} \quad (15.4.5)$$

and denote the  $M$  vector whose components are the parameters to be fitted,  $a_1, \dots, a_M$ , by  $\mathbf{a}$ .

## 15.4 General Linear Least Squares

An immediate generalization of §15.2 is to fit a set of data points  $(x_i, y_i)$  to a model that is not just a linear combination of 1 and  $x$  (namely  $a + bx$ ), but rather a linear combination of *any*  $M$  specified functions of  $x$ . For example, the functions could be  $1, x, x^2, \dots, x^{M-1}$ , in which case their general linear combination,

$$y(x) = a_1 + a_2x + a_3x^2 + \dots + a_Mx^{M-1} \quad (15.4.1)$$

is a polynomial of degree  $M - 1$ . Or, the functions could be sines and cosines, in which case their general linear combination is a harmonic series.

The general form of this kind of model is

$$y(x) = \sum_{k=1}^M a_k X_k(x) \quad (15.4.2)$$

where  $X_1(x), \dots, X_M(x)$  are arbitrary fixed functions of  $x$ , called the *basis functions*.

Note that the functions  $X_k(x)$  can be wildly nonlinear functions of  $x$ . In this discussion “linear” refers only to the model’s dependence on its *parameters*  $a_k$ .

For these linear models we generalize the discussion of the previous section by defining a merit function

$$\chi^2 = \sum_{i=1}^N \left[ \frac{y_i - \sum_{k=1}^M a_k X_k(x_i)}{\sigma_i} \right]^2 \quad (15.4.3)$$

As before,  $\sigma_i$  is the measurement error (standard deviation) of the  $i$ th data point, presumed to be known. If the measurement errors are not known, they may all (as discussed at the end of §15.1) be set to the constant value  $\sigma = 1$ .

Once again, we will pick as best parameters those that minimize  $\chi^2$ . There are several different techniques available for finding this minimum. Two are particularly useful, and we will discuss both in this section. To introduce them and elucidate their relationship, we need some notation.

Let  $\mathbf{A}$  be a matrix whose  $N \times M$  components are constructed from the  $M$  basis functions evaluated at the  $N$  abscissas  $x_i$ , and from the  $N$  measurement errors  $\sigma_i$ , by the prescription

$$A_{ij} = \frac{X_j(x_i)}{\sigma_i} \quad (15.4.4)$$

The matrix  $\mathbf{A}$  is called the *design matrix* of the fitting problem. Notice that in general  $\mathbf{A}$  has more rows than columns,  $N \geq M$ , since there must be more data points than model parameters to be solved for. (You can fit a straight line to two points, but not a very meaningful quintic!) The design matrix is shown schematically in Figure 15.4.1.

Also define a vector  $\mathbf{b}$  of length  $N$  by

$$b_i = \frac{y_i}{\sigma_i} \quad (15.4.5)$$

and denote the  $M$  vector whose components are the parameters to be fitted,  $a_1, \dots, a_M$ , by  $\mathbf{a}$ .

$$\begin{array}{c}
 \longleftarrow \text{basis functions} \longrightarrow \\
 X_1(\ ) \quad X_2(\ ) \quad \cdots \quad X_M(\ ) \\
 \\
 \begin{array}{c}
 \uparrow \\
 x_1 \\
 \vdots \\
 x_N \\
 \downarrow \\
 \text{data points}
 \end{array}
 \left( \begin{array}{cccc}
 \frac{X_1(x_1)}{\sigma_1} & \frac{X_2(x_1)}{\sigma_1} & \cdots & \frac{X_M(x_1)}{\sigma_1} \\
 \frac{X_1(x_2)}{\sigma_2} & \frac{X_2(x_2)}{\sigma_2} & \cdots & \frac{X_M(x_2)}{\sigma_2} \\
 \vdots & \vdots & \ddots & \vdots \\
 \frac{X_1(x_N)}{\sigma_N} & \frac{X_2(x_N)}{\sigma_N} & \cdots & \frac{X_M(x_N)}{\sigma_N}
 \end{array} \right)
 \end{array}$$

Figure 15.4.1. Design matrix for the least-squares fit of a linear combination of  $M$  basis functions to  $N$  data points. The matrix elements involve the basis functions evaluated at the values of the independent variable at which measurements are made, and the standard deviations of the measured dependent variable. The measured values of the dependent variable do not enter the design matrix.

### Solution by Use of the Normal Equations

The minimum of (15.4.3) occurs where the derivative of  $\chi^2$  with respect to all  $M$  parameters  $a_k$  vanishes. Specializing equation (15.1.7) to the case of the model (15.4.2), this condition yields the  $M$  equations

$$0 = \sum_{i=1}^N \frac{1}{\sigma_i^2} \left[ y_i - \sum_{j=1}^M a_j X_j(x_i) \right] X_k(x_i) \quad k = 1, \dots, M \quad (15.4.6)$$

Interchanging the order of summations, we can write (15.4.6) as the matrix equation

$$\sum_{j=1}^M \alpha_{kj} a_j = \beta_k \quad (15.4.7)$$

where

$$\alpha_{kj} = \sum_{i=1}^N \frac{X_j(x_i) X_k(x_i)}{\sigma_i^2} \quad \text{or equivalently} \quad [\alpha] = \mathbf{A}^T \cdot \mathbf{A} \quad (15.4.8)$$

an  $M \times M$  matrix, and

$$\beta_k = \sum_{i=1}^N \frac{y_i X_k(x_i)}{\sigma_i^2} \quad \text{or equivalently} \quad [\beta] = \mathbf{A}^T \cdot \mathbf{b} \quad (15.4.9)$$

a vector of length  $M$ .

The equations (15.4.6) or (15.4.7) are called the *normal equations* of the least-squares problem. They can be solved for the vector of parameters  $\mathbf{a}$  by the standard methods of Chapter 2, notably *LU* decomposition and backsubstitution, Choleksy decomposition, or Gauss-Jordan elimination. In matrix form, the normal equations can be written as either

$$[\alpha] \cdot \mathbf{a} = [\beta] \quad \text{or as} \quad (\mathbf{A}^T \cdot \mathbf{A}) \cdot \mathbf{a} = \mathbf{A}^T \cdot \mathbf{b} \quad (15.4.10)$$

The inverse matrix  $C_{jk} \equiv [\alpha]_{jk}^{-1}$  is closely related to the probable (or, more precisely, *standard*) uncertainties of the estimated parameters  $\mathbf{a}$ . To estimate these uncertainties, consider that

$$a_j = \sum_{k=1}^M [\alpha]_{jk}^{-1} \beta_k = \sum_{k=1}^M C_{jk} \left[ \sum_{i=1}^N \frac{y_i X_k(x_i)}{\sigma_i^2} \right] \quad (15.4.11)$$

and that the variance associated with the estimate  $a_j$  can be found as in (15.2.7) from

$$\sigma^2(a_j) = \sum_{i=1}^N \sigma_i^2 \left( \frac{\partial a_j}{\partial y_i} \right)^2 \quad (15.4.12)$$

Note that  $\alpha_{jk}$  is independent of  $y_i$ , so that

$$\frac{\partial a_j}{\partial y_i} = \sum_{k=1}^M C_{jk} X_k(x_i) / \sigma_i^2 \quad (15.4.13)$$

Consequently, we find that

$$\sigma^2(a_j) = \sum_{k=1}^M \sum_{l=1}^M C_{jk} C_{jl} \left[ \sum_{i=1}^N \frac{X_k(x_i) X_l(x_i)}{\sigma_i^2} \right] \quad (15.4.14)$$

The final term in brackets is just the matrix  $[\alpha]$ . Since this is the matrix inverse of  $[C]$ , (15.4.14) reduces immediately to

$$\sigma^2(a_j) = C_{jj} \quad (15.4.15)$$

In other words, the diagonal elements of  $[C]$  are the variances (squared uncertainties) of the fitted parameters  $\mathbf{a}$ . It should not surprise you to learn that the off-diagonal elements  $C_{jk}$  are the covariances between  $a_j$  and  $a_k$  (cf. 15.2.10); but we shall defer discussion of these to §15.6.

We will now give a routine that implements the above formulas for the general linear least-squares problem, by the method of normal equations. Since we wish to compute not only the solution vector  $\mathbf{a}$  but also the covariance matrix  $[C]$ , it is most convenient to use Gauss-Jordan elimination (routine `gaussj` of §2.1) to perform the linear algebra. The operation count, in this application, is no larger than that for *LU* decomposition. If you have no need for the covariance matrix, however, you can save a factor of 3 on the linear algebra by switching to *LU* decomposition, without

computation of the matrix inverse. In theory, since  $\mathbf{A}^T \cdot \mathbf{A}$  is positive definite, Cholesky decomposition is the most efficient way to solve the normal equations. However, in practice most of the computing time is spent in looping over the data to form the equations, and Gauss-Jordan is quite adequate.

We need to warn you that the solution of a least-squares problem directly from the normal equations is rather susceptible to roundoff error. An alternative, and preferred, technique involves *QR* decomposition (§2.10, §11.3, and §11.6) of the design matrix  $\mathbf{A}$ . This is essentially what we did at the end of §15.2 for fitting data to a straight line, but without invoking all the machinery of *QR* to derive the necessary formulas. Later in this section, we will discuss other difficulties in the least-squares problem, for which the cure is *singular value decomposition* (SVD), of which we give an implementation. It turns out that SVD also fixes the roundoff problem, so it is our recommended technique for all but “easy” least-squares problems. It is for these easy problems that the following routine, which solves the normal equations, is intended.

The routine below introduces one bookkeeping trick that is quite useful in practical work. Frequently it is a matter of “art” to decide which parameters  $a_k$  in a model should be fit from the data set, and which should be held constant at fixed values, for example values predicted by a theory or measured in a previous experiment. One wants, therefore, to have a convenient means for “freezing” and “unfreezing” the parameters  $a_k$ . In the following routine the total number of parameters  $a_k$  is denoted *ma* (called *M* above). As input to the routine, you supply an array *ia*[1..ma], whose components are either zero or nonzero (e.g., 1). Zeros indicate that you want the corresponding elements of the parameter vector *a*[1..ma] to be held fixed at their input values. Nonzeros indicate parameters that should be fitted for. On output, any frozen parameters will have their variances, and all their covariances, set to zero in the covariance matrix.

```
#include "nrutil.h"

void lfit(float x[], float y[], float sig[], int ndat, float a[], int ia[],
         int ma, float **covar, float *chisq, void (*funcs)(float, float [], int))
Given a set of data points x[1..ndat], y[1..ndat] with individual standard deviations
sig[1..ndat], use  $\chi^2$  minimization to fit for some or all of the coefficients a[1..ma] of
a function that depends linearly on a,  $y = \sum_i a_i \times \text{afunc}_i(x)$ . The input array ia[1..ma]
indicates by nonzero entries those components of a that should be fitted for, and by zero entries
those components that should be held fixed at their input values. The program returns values
for a[1..ma],  $\chi^2 = \text{chisq}$ , and the covariance matrix covar[1..ma][1..ma]. (Parameters
held fixed will return zero covariances.) The user supplies a routine funcs(x, afunc, ma) that
returns the ma basis functions evaluated at  $x = x$  in the array afunc[1..ma].
{
    void covsrt(float **covar, int ma, int ia[], int mfit);
    void gaussj(float **a, int n, float **b, int m);
    int i,j,k,l,m,mfit=0;
    float ym,wt,sum,sig2i,**beta,*afunc;

    beta=matrix(1,ma,1,1);
    afunc=vector(1,ma);
    for (j=1;j<=ma;j++)
        if (ia[j]) mfit++;
    if (mfit == 0) nrerror("lfit: no parameters to be fitted");
    for (j=1;j<=mfit;j++) {
        Initialize the (symmetric) matrix.
        for (k=1;k<=mfit;k++) covar[j][k]=0.0;
        beta[j][1]=0.0;
    }
    for (i=1;i<=ndat;i++) {
        Loop over data to accumulate coefficients of
        the normal equations.
```

```

(*funcs)(x[i],afunc,ma);
ym=y[i];
if (mfit < ma) {
    for (j=1;j<=ma;j++)
        if (!ia[j]) ym -= a[j]*afunc[j];
}
sig2i=1.0/SQR(sig[i]);
for (j=0,l=1;l<=ma;l++) {
    if (ia[l]) {
        wt=afunc[l]*sig2i;
        for (j++,k=0,m=1;m<=l;m++)
            if (ia[m]) covar[j][++k] += wt*afunc[m];
        beta[j][1] += ym*wt;
    }
}
for (j=2;j<=mfit;j++)
    for (k=1;k<j;k++)
        covar[k][j]=covar[j][k];
gaussj(covar,mfit,beta,1);
for (j=0,l=1;l<=ma;l++)
    if (ia[l]) a[l]=beta[++j][1];
*chisq=0.0;
for (i=1;i<=ndat;i++) {
    (*funcs)(x[i],afunc,ma);
    for (sum=0.0,j=1;j<=ma;j++) sum += a[j]*afunc[j];
    *chisq += SQR((y[i]-sum)/sig[i]);
}
covsrt(covar,ma,ia,mfit);
free_vector(afunc,1,ma);
free_matrix(beta,1,ma,1,1);
}

```

Subtract off dependences on known pieces of the fitting function.

Fill in above the diagonal from symmetry.

Matrix solution.

Partition solution to appropriate coefficients a.

Evaluate  $\chi^2$  of the fit.

Sort covariance matrix to true order of fitting coefficients.

That last call to a function `covsrt` is only for the purpose of spreading the covariances back into the full  $ma \times ma$  covariance matrix, in the proper rows and columns and with zero variances and covariances set for variables which were held frozen.

The function `covsrt` is as follows.

```

#define SWAP(a,b) {swap=(a);(a)=(b);(b)=swap;}

void covsrt(float **covar, int ma, int ia[], int mfit)
Expand in storage the covariance matrix covar, so as to take into account parameters that are
being held fixed. (For the latter, return zero covariances.)
{
    int i,j,k;
    float swap;

    for (i=mfit+1;i<=ma;i++)
        for (j=1;j<=i;j++) covar[i][j]=covar[j][i]=0.0;
    k=mfit;
    for (j=ma;j>=1;j--) {
        if (ia[j]) {
            for (i=1;i<=ma;i++) SWAP(covar[i][k],covar[i][j])
            for (i=1;i<=ma;i++) SWAP(covar[k][i],covar[j][i])
            k--;
        }
    }
}
}

```



## Solution by Use of Singular Value Decomposition

In some applications, the normal equations are perfectly adequate for linear least-squares problems. However, in many cases the normal equations are very close to singular. A zero pivot element may be encountered during the solution of the linear equations (e.g., in `gaussj`), in which case you get no solution at all. Or a very small pivot may occur, in which case you typically get fitted parameters  $a_k$  with very large magnitudes that are delicately (and unstably) balanced to cancel out almost precisely when the fitted function is evaluated.

Why does this commonly occur? The reason is that, more often than experimenters would like to admit, data do not clearly distinguish between two or more of the basis functions provided. If two such functions, or two different combinations of functions, happen to fit the data about equally well — or equally badly — then the matrix  $[\alpha]$ , unable to distinguish between them, neatly folds up its tent and becomes singular. There is a certain mathematical irony in the fact that least-squares problems are *both* overdetermined (number of data points greater than number of parameters) *and* underdetermined (ambiguous combinations of parameters exist); but that is how it frequently is. The ambiguities can be extremely hard to notice *a priori* in complicated problems.

Enter singular value decomposition (SVD). This would be a good time for you to review the material in §2.6, which we will not repeat here. In the case of an overdetermined system, SVD produces a solution that is the best approximation in the least-squares sense, cf. equation (2.6.10). That is exactly what we want. In the case of an underdetermined system, SVD produces a solution whose values (for us, the  $a_k$ 's) are smallest in the least-squares sense, cf. equation (2.6.8). That is also what we want: When some combination of basis functions is irrelevant to the fit, that combination will be driven down to a small, innocuous, value, rather than pushed up to delicately canceling infinities.

In terms of the design matrix  $\mathbf{A}$  (equation 15.4.4) and the vector  $\mathbf{b}$  (equation 15.4.5), minimization of  $\chi^2$  in (15.4.3) can be written as

$$\text{find } \mathbf{a} \quad \text{that minimizes} \quad \chi^2 = |\mathbf{A} \cdot \mathbf{a} - \mathbf{b}|^2 \quad (15.4.16)$$

Comparing to equation (2.6.9), we see that this is precisely the problem that routines `svdcmp` and `svbksb` are designed to solve. The solution, which is given by equation (2.6.12), can be rewritten as follows: If  $\mathbf{U}$  and  $\mathbf{V}$  enter the SVD decomposition of  $\mathbf{A}$  according to equation (2.6.1), as computed by `svdcmp`, then let the vectors  $\mathbf{U}_{(i)}$   $i = 1, \dots, M$  denote the *columns* of  $\mathbf{U}$  (each one a vector of length  $N$ ); and let the vectors  $\mathbf{V}_{(i)}$ ;  $i = 1, \dots, M$  denote the *columns* of  $\mathbf{V}$  (each one a vector of length  $M$ ). Then the solution (2.6.12) of the least-squares problem (15.4.16) can be written as

$$\mathbf{a} = \sum_{i=1}^M \left( \frac{\mathbf{U}_{(i)} \cdot \mathbf{b}}{w_i} \right) \mathbf{V}_{(i)} \quad (15.4.17)$$

where the  $w_i$  are, as in §2.6, the singular values calculated by `svdcmp`.

Equation (15.4.17) says that the fitted parameters  $\mathbf{a}$  are linear combinations of the columns of  $\mathbf{V}$ , with coefficients obtained by forming dot products of the columns

of  $\mathbf{U}$  with the weighted data vector (15.4.5). Though it is beyond our scope to prove here, it turns out that the standard (loosely, “probable”) errors in the fitted parameters are also linear combinations of the columns of  $\mathbf{V}$ . In fact, equation (15.4.17) can be written in a form displaying these errors as

$$\mathbf{a} = \left[ \sum_{i=1}^M \left( \frac{\mathbf{U}_{(i)} \cdot \mathbf{b}}{w_i} \right) \mathbf{V}_{(i)} \right] \pm \frac{1}{w_1} \mathbf{V}_{(1)} \pm \cdots \pm \frac{1}{w_M} \mathbf{V}_{(M)} \quad (15.4.18)$$

Here each  $\pm$  is followed by a standard deviation. The amazing fact is that, decomposed in this fashion, the standard deviations are all mutually independent (uncorrelated). Therefore they can be added together in root-mean-square fashion. What is going on is that the vectors  $\mathbf{V}_{(i)}$  are the principal axes of the error ellipsoid of the fitted parameters  $\mathbf{a}$  (see §15.6).

It follows that the variance in the estimate of a parameter  $a_j$  is given by

$$\sigma^2(a_j) = \sum_{i=1}^M \frac{1}{w_i^2} [\mathbf{V}_{(i)}]_j^2 = \sum_{i=1}^M \left( \frac{V_{ji}}{w_i} \right)^2 \quad (15.4.19)$$

whose result should be identical with (15.4.14). As before, you should not be surprised at the formula for the covariances, here given without proof,

$$\text{Cov}(a_j, a_k) = \sum_{i=1}^M \left( \frac{V_{ji} V_{ki}}{w_i^2} \right) \quad (15.4.20)$$

We introduced this subsection by noting that the normal equations can fail by encountering a zero pivot. We have not yet, however, mentioned how SVD overcomes this problem. The answer is: If any singular value  $w_i$  is zero, its reciprocal in equation (15.4.18) should be set to zero, not infinity. (Compare the discussion preceding equation 2.6.7.) This corresponds to adding to the fitted parameters  $\mathbf{a}$  a *zero* multiple, rather than some random large multiple, of any linear combination of basis functions that are degenerate in the fit. It is a good thing to do!

Moreover, if a singular value  $w_i$  is nonzero but very small, you should also define *its* reciprocal to be zero, since its apparent value is probably an artifact of roundoff error, not a meaningful number. A plausible answer to the question “how small is small?” is to edit in this fashion all singular values whose ratio to the largest singular value is less than  $N$  times the machine precision  $\epsilon$ . (You might argue for  $\sqrt{N}$ , or a constant, instead of  $N$  as the multiple; that starts getting into hardware-dependent questions.)

There is another reason for editing even *additional* singular values, ones large enough that roundoff error is not a question. Singular value decomposition allows you to identify linear combinations of variables that just happen not to contribute much to reducing the  $\chi^2$  of your data set. Editing these can sometimes reduce the probable error on your coefficients quite significantly, while increasing the minimum  $\chi^2$  only negligibly. We will learn more about identifying and treating such cases in §15.6. In the following routine, the point at which this kind of editing would occur is indicated.

Generally speaking, we recommend that you always use SVD techniques instead of using the normal equations. SVD’s only significant disadvantage is that it requires

an extra array of size  $N \times M$  to store the whole design matrix. This storage is overwritten by the matrix  $\mathbf{U}$ . Storage is also required for the  $M \times M$  matrix  $\mathbf{V}$ , but this is instead of the same-sized matrix for the coefficients of the normal equations. SVD can be significantly slower than solving the normal equations; however, its great advantage, that it (theoretically) *cannot fail*, more than makes up for the speed disadvantage.

In the routine that follows, the matrices  $\mathbf{u}$ ,  $\mathbf{v}$  and the vector  $\mathbf{w}$  are input as working space. The logical dimensions of the problem are  $\text{ndata}$  data points by  $\text{ma}$  basis functions (and fitted parameters). If you care only about the values  $\mathbf{a}$  of the fitted parameters, then  $\mathbf{u}$ ,  $\mathbf{v}$ ,  $\mathbf{w}$  contain no useful information on output. If you want probable errors for the fitted parameters, read on.

```
#include "nrutil.h"
#define TOL 1.0e-5                                Default value for single precision and variables scaled to order unity.

void svdfit(float x[], float y[], float sig[], int ndata, float a[], int ma,
            float **u, float **v, float w[], float *chisq,
            void (*funcs)(float, float [], int))
{
    Given a set of data points x[1..ndata], y[1..ndata] with individual standard deviations sig[1..ndata], use  $\chi^2$  minimization to determine the coefficients a[1..ma] of the fitting function  $y = \sum_i a_i \times \text{afunc}_i(x)$ . Here we solve the fitting equations using singular value decomposition of the ndata by ma matrix, as in §2.6. Arrays u[1..ndata][1..ma], v[1..ma][1..ma], and w[1..ma] provide workspace on input; on output they define the singular value decomposition, and can be used to obtain the covariance matrix. The program returns values for the ma fit parameters a, and  $\chi^2$ , chisq. The user supplies a routine funcs(x,afunc,ma) that returns the ma basis functions evaluated at  $x = x$  in the array afunc[1..ma].
    {
        void svbksb(float **u, float w[], float **v, int m, int n, float b[], float x[]);
        void svdcmp(float **a, int m, int n, float w[], float **v);
        int j,i;
        float wmax,tmp,thresh,sum,*b,*afunc;

        b=vector(1,ndata);
        afunc=vector(1,ma);
        for (i=1;i<=ndata;i++) {                    Accumulate coefficients of the fitting matrix.
            (*funcs)(x[i],afunc,ma);
            tmp=1.0/sig[i];
            for (j=1;j<=ma;j++) u[i][j]=afunc[j]*tmp;
            b[i]=y[i]*tmp;
        }
        svdcmp(u,ndata,ma,w,v);                      Singular value decomposition.
        wmax=0.0;                                    Edit the singular values, given TOL from the #define statement, between here ...
        for (j=1;j<=ma;j++)
            if (w[j] > wmax) wmax=w[j];
        thresh=TOL*wmax;
        for (j=1;j<=ma;j++)
            if (w[j] < thresh) w[j]=0.0;            ...and here.
        svbksb(u,w,v,ndata,ma,b,a);
        *chisq=0.0;                                  Evaluate chi-square.
        for (i=1;i<=ndata;i++) {
            (*funcs)(x[i],afunc,ma);
            for (sum=0.0,j=1;j<=ma;j++) sum += a[j]*afunc[j];
            *chisq += (tmp=(y[i]-sum)/sig[i],tmp*tmp);
        }
        free_vector(afunc,1,ma);
        free_vector(b,1,ndata);
    }
}
```

Sample page from NUMERICAL RECIPES IN C: THE ART OF SCIENTIFIC COMPUTING (ISBN 0-521-43108-5)  
 Copyright (C) 1988-1992 by Cambridge University Press. Programs Copyright (C) 1988-1992 by Numerical Recipes Software.  
 Permission is granted for internet users to make one paper copy for their own personal use. Further reproduction, or any copying of machine-readable files (including this one), to any server computer, is strictly prohibited. To order Numerical Recipes books or CDROMs, visit website <http://www.nr.com> or call 1-800-872-7423 (North America only), or send email to [directcustserv@cambridge.org](mailto:directcustserv@cambridge.org) (outside North America).

Feeding the matrix  $v$  and vector  $w$  output by the above program into the following short routine, you easily obtain variances and covariances of the fitted parameters  $a$ . The square roots of the variances are the standard deviations of the fitted parameters. The routine straightforwardly implements equation (15.4.20) above, with the convention that singular values equal to zero are recognized as having been edited out of the fit.

```
#include "nrutil.h"

void svdvar(float **v, int ma, float w[], float **cvm)
To evaluate the covariance matrix cvm[1..ma][1..ma] of the fit for ma parameters obtained
by svdfit, call this routine with matrices v[1..ma][1..ma], w[1..ma] as returned from
svdfit.
{
    int k,j,i;
    float sum,*wti;

    wti=vector(1,ma);
    for (i=1;i<=ma;i++) {
        wti[i]=0.0;
        if (w[i]) wti[i]=1.0/(w[i]*w[i]);
    }
    for (i=1;i<=ma;i++) {          Sum contributions to covariance matrix (15.4.20).
        for (j=1;j<=i;j++) {
            for (sum=0.0,k=1;k<=ma;k++) sum += v[i][k]*v[j][k]*wti[k];
            cvm[j][i]=cvm[i][j]=sum;
        }
    }
    free_vector(wti,1,ma);
}
```

## Examples

Be aware that some apparently nonlinear problems can be expressed so that they are linear. For example, an exponential model with two parameters  $a$  and  $b$ ,

$$y(x) = a \exp(-bx) \quad (15.4.21)$$

can be rewritten as

$$\log[y(x)] = c - bx \quad (15.4.22)$$

which is linear in its parameters  $c$  and  $b$ . (Of course you must be aware that such transformations do not exactly take Gaussian errors into Gaussian errors.)

Also watch out for “non-parameters,” as in

$$y(x) = a \exp(-bx + d) \quad (15.4.23)$$

Here the parameters  $a$  and  $d$  are, in fact, indistinguishable. This is a good example of where the normal equations will be exactly singular, and where SVD will find a zero singular value. SVD will then make a “least-squares” choice for setting a balance between  $a$  and  $d$  (or, rather, their equivalents in the linear model derived by taking the logarithms). However — and this is true whenever SVD gives back a zero singular value — you are better advised to figure out analytically where the degeneracy is among your basis functions, and then make appropriate deletions in the basis set.

Here are two examples for user-supplied routines `funcs`. The first one is trivial and fits a general polynomial to a set of data:

```

void fpoly(float x, float p[], int np)
Fitting routine for a polynomial of degree np-1, with coefficients in the array p[1..np].
{
    int j;

    p[1]=1.0;
    for (j=2;j<=np;j++) p[j]=p[j-1]*x;
}

```

The second example is slightly less trivial. It is used to fit Legendre polynomials up to some order  $n_1-1$  through a data set.

```

void fleg(float x, float pl[], int n1)
Fitting routine for an expansion with n1 Legendre polynomials pl, evaluated using the recurrence
relation as in §5.5.
{
    int j;
    float twox,f2,f1,d;

    pl[1]=1.0;
    pl[2]=x;
    if (n1 > 2) {
        twox=2.0*x;
        f2=x;
        d=1.0;
        for (j=3;j<=n1;j++) {
            f1=d++;
            f2 += twox;
            pl[j]=(f2*pl[j-1]-f1*pl[j-2])/d;
        }
    }
}

```

## Multidimensional Fits

If you are measuring a single variable  $y$  as a function of more than one variable — say, a *vector* of variables  $\mathbf{x}$ , then your basis functions will be functions of a vector,  $X_1(\mathbf{x}), \dots, X_M(\mathbf{x})$ . The  $\chi^2$  merit function is now

$$\chi^2 = \sum_{i=1}^N \left[ \frac{y_i - \sum_{k=1}^M a_k X_k(\mathbf{x}_i)}{\sigma_i} \right]^2 \quad (15.4.24)$$

All of the preceding discussion goes through unchanged, with  $x$  replaced by  $\mathbf{x}$ . In fact, if you are willing to tolerate a bit of programming hack, you can use the above programs without any modification: In both `lfit` and `svdfit`, the only use made of the array elements `x[i]` is that each element is in turn passed to the user-supplied routine `funcs`, which duly gives back the values of the basis functions at that point. If you set `x[i]=i` before calling `lfit` or `svdfit`, and independently provide `funcs` with the true vector values of your data points (e.g., in global variables), then `funcs` can translate from the fictitious `x[i]`'s to the actual data points before doing its work.

### CITED REFERENCES AND FURTHER READING:

Bevington, P.R. 1969, *Data Reduction and Error Analysis for the Physical Sciences* (New York: McGraw-Hill), Chapters 8–9.

Lawson, C.L., and Hanson, R. 1974, *Solving Least Squares Problems* (Englewood Cliffs, NJ: Prentice-Hall).

Forsythe, G.E., Malcolm, M.A., and Moler, C.B. 1977, *Computer Methods for Mathematical Computations* (Englewood Cliffs, NJ: Prentice-Hall), Chapter 9.

## 15.5 Nonlinear Models

We now consider fitting when the model depends *nonlinearly* on the set of  $M$  unknown parameters  $a_k, k = 1, 2, \dots, M$ . We use the same approach as in previous sections, namely to define a  $\chi^2$  merit function and determine best-fit parameters by its minimization. With nonlinear dependences, however, the minimization must proceed iteratively. Given trial values for the parameters, we develop a procedure that improves the trial solution. The procedure is then repeated until  $\chi^2$  stops (or effectively stops) decreasing.

How is this problem different from the general nonlinear function minimization problem already dealt with in Chapter 10? Superficially, not at all: Sufficiently close to the minimum, we expect the  $\chi^2$  function to be well approximated by a quadratic form, which we can write as

$$\chi^2(\mathbf{a}) \approx \gamma - \mathbf{d} \cdot \mathbf{a} + \frac{1}{2} \mathbf{a} \cdot \mathbf{D} \cdot \mathbf{a} \quad (15.5.1)$$

where  $\mathbf{d}$  is an  $M$ -vector and  $\mathbf{D}$  is an  $M \times M$  matrix. (Compare equation 10.6.1.) If the approximation is a good one, we know how to jump from the current trial parameters  $\mathbf{a}_{\text{cur}}$  to the minimizing ones  $\mathbf{a}_{\text{min}}$  in a single leap, namely

$$\mathbf{a}_{\text{min}} = \mathbf{a}_{\text{cur}} + \mathbf{D}^{-1} \cdot [-\nabla \chi^2(\mathbf{a}_{\text{cur}})] \quad (15.5.2)$$

(Compare equation 10.7.4.)

On the other hand, (15.5.1) might be a poor local approximation to the shape of the function that we are trying to minimize at  $\mathbf{a}_{\text{cur}}$ . In that case, about all we can do is take a step down the gradient, as in the steepest descent method (§10.6). In other words,

$$\mathbf{a}_{\text{next}} = \mathbf{a}_{\text{cur}} - \text{constant} \times \nabla \chi^2(\mathbf{a}_{\text{cur}}) \quad (15.5.3)$$

where the constant is small enough not to exhaust the downhill direction.

To use (15.5.2) or (15.5.3), we must be able to compute the gradient of the  $\chi^2$  function at any set of parameters  $\mathbf{a}$ . To use (15.5.2) we also need the matrix  $\mathbf{D}$ , which is the second derivative matrix (Hessian matrix) of the  $\chi^2$  merit function, at any  $\mathbf{a}$ .

Now, this is the crucial difference from Chapter 10: There, we had no way of directly evaluating the Hessian matrix. We were given only the ability to evaluate the function to be minimized and (in some cases) its gradient. Therefore, we had to resort to iterative methods *not just* because our function was nonlinear, *but also* in order to build up information about the Hessian matrix. Sections 10.7 and 10.6 concerned themselves with two different techniques for building up this information.

- Lawson, C.L., and Hanson, R. 1974, *Solving Least Squares Problems* (Englewood Cliffs, NJ: Prentice-Hall).
- Forsythe, G.E., Malcolm, M.A., and Moler, C.B. 1977, *Computer Methods for Mathematical Computations* (Englewood Cliffs, NJ: Prentice-Hall), Chapter 9.

## 15.5 Nonlinear Models

We now consider fitting when the model depends *nonlinearly* on the set of  $M$  unknown parameters  $a_k, k = 1, 2, \dots, M$ . We use the same approach as in previous sections, namely to define a  $\chi^2$  merit function and determine best-fit parameters by its minimization. With nonlinear dependences, however, the minimization must proceed iteratively. Given trial values for the parameters, we develop a procedure that improves the trial solution. The procedure is then repeated until  $\chi^2$  stops (or effectively stops) decreasing.

How is this problem different from the general nonlinear function minimization problem already dealt with in Chapter 10? Superficially, not at all: Sufficiently close to the minimum, we expect the  $\chi^2$  function to be well approximated by a quadratic form, which we can write as

$$\chi^2(\mathbf{a}) \approx \gamma - \mathbf{d} \cdot \mathbf{a} + \frac{1}{2} \mathbf{a} \cdot \mathbf{D} \cdot \mathbf{a} \quad (15.5.1)$$

where  $\mathbf{d}$  is an  $M$ -vector and  $\mathbf{D}$  is an  $M \times M$  matrix. (Compare equation 10.6.1.) If the approximation is a good one, we know how to jump from the current trial parameters  $\mathbf{a}_{\text{cur}}$  to the minimizing ones  $\mathbf{a}_{\text{min}}$  in a single leap, namely

$$\mathbf{a}_{\text{min}} = \mathbf{a}_{\text{cur}} + \mathbf{D}^{-1} \cdot [-\nabla \chi^2(\mathbf{a}_{\text{cur}})] \quad (15.5.2)$$

(Compare equation 10.7.4.)

On the other hand, (15.5.1) might be a poor local approximation to the shape of the function that we are trying to minimize at  $\mathbf{a}_{\text{cur}}$ . In that case, about all we can do is take a step down the gradient, as in the steepest descent method (§10.6). In other words,

$$\mathbf{a}_{\text{next}} = \mathbf{a}_{\text{cur}} - \text{constant} \times \nabla \chi^2(\mathbf{a}_{\text{cur}}) \quad (15.5.3)$$

where the constant is small enough not to exhaust the downhill direction.

To use (15.5.2) or (15.5.3), we must be able to compute the gradient of the  $\chi^2$  function at any set of parameters  $\mathbf{a}$ . To use (15.5.2) we also need the matrix  $\mathbf{D}$ , which is the second derivative matrix (Hessian matrix) of the  $\chi^2$  merit function, at any  $\mathbf{a}$ .

Now, this is the crucial difference from Chapter 10: There, we had no way of directly evaluating the Hessian matrix. We were given only the ability to evaluate the function to be minimized and (in some cases) its gradient. Therefore, we had to resort to iterative methods *not just* because our function was nonlinear, *but also* in order to build up information about the Hessian matrix. Sections 10.7 and 10.6 concerned themselves with two different techniques for building up this information.

Here, life is much simpler. We *know* exactly the form of  $\chi^2$ , since it is based on a model function that we ourselves have specified. Therefore the Hessian matrix is known to us. Thus we are free to use (15.5.2) whenever we care to do so. The only reason to use (15.5.3) will be failure of (15.5.2) to improve the fit, signaling failure of (15.5.1) as a good local approximation.

### Calculation of the Gradient and Hessian

The model to be fitted is

$$y = y(x; \mathbf{a}) \quad (15.5.4)$$

and the  $\chi^2$  merit function is

$$\chi^2(\mathbf{a}) = \sum_{i=1}^N \left[ \frac{y_i - y(x_i; \mathbf{a})}{\sigma_i} \right]^2 \quad (15.5.5)$$

The gradient of  $\chi^2$  with respect to the parameters  $\mathbf{a}$ , which will be zero at the  $\chi^2$  minimum, has components

$$\frac{\partial \chi^2}{\partial a_k} = -2 \sum_{i=1}^N \frac{[y_i - y(x_i; \mathbf{a})]}{\sigma_i^2} \frac{\partial y(x_i; \mathbf{a})}{\partial a_k} \quad k = 1, 2, \dots, M \quad (15.5.6)$$

Taking an additional partial derivative gives

$$\frac{\partial^2 \chi^2}{\partial a_k \partial a_l} = 2 \sum_{i=1}^N \frac{1}{\sigma_i^2} \left[ \frac{\partial y(x_i; \mathbf{a})}{\partial a_k} \frac{\partial y(x_i; \mathbf{a})}{\partial a_l} - [y_i - y(x_i; \mathbf{a})] \frac{\partial^2 y(x_i; \mathbf{a})}{\partial a_l \partial a_k} \right] \quad (15.5.7)$$

It is conventional to remove the factors of 2 by defining

$$\beta_k \equiv -\frac{1}{2} \frac{\partial \chi^2}{\partial a_k} \quad \alpha_{kl} \equiv \frac{1}{2} \frac{\partial^2 \chi^2}{\partial a_k \partial a_l} \quad (15.5.8)$$

making  $[\alpha] = \frac{1}{2} \mathbf{D}$  in equation (15.5.2), in terms of which that equation can be rewritten as the set of linear equations

$$\sum_{l=1}^M \alpha_{kl} \delta a_l = \beta_k \quad (15.5.9)$$

This set is solved for the increments  $\delta a_l$  that, added to the current approximation, give the next approximation. In the context of least-squares, the matrix  $[\alpha]$ , equal to one-half times the Hessian matrix, is usually called the *curvature matrix*.

Equation (15.5.3), the steepest descent formula, translates to

$$\delta a_l = \text{constant} \times \beta_l \quad (15.5.10)$$



Note that the components  $\alpha_{kl}$  of the Hessian matrix (15.5.7) depend both on the first derivatives and on the second derivatives of the basis functions with respect to their parameters. Some treatments proceed to ignore the second derivative without comment. We will ignore it also, but only *after* a few comments.

Second derivatives occur because the gradient (15.5.6) already has a dependence on  $\partial y / \partial a_k$ , so the next derivative simply must contain terms involving  $\partial^2 y / \partial a_l \partial a_k$ . The second derivative term can be dismissed when it is zero (as in the linear case of equation 15.4.8), or small enough to be negligible when compared to the term involving the first derivative. It also has an additional possibility of being ignorably small in practice: The term multiplying the second derivative in equation (15.5.7) is  $[y_i - y(x_i; \mathbf{a})]$ . For a successful model, this term should just be the random measurement error of each point. This error can have either sign, and should in general be uncorrelated with the model. Therefore, the second derivative terms tend to cancel out when summed over  $i$ .

Inclusion of the second-derivative term can in fact be destabilizing if the model fits badly or is contaminated by outlier points that are unlikely to be offset by compensating points of opposite sign. From this point on, we will always use as the definition of  $\alpha_{kl}$  the formula

$$\alpha_{kl} = \sum_{i=1}^N \frac{1}{\sigma_i^2} \left[ \frac{\partial y(x_i; \mathbf{a})}{\partial a_k} \frac{\partial y(x_i; \mathbf{a})}{\partial a_l} \right] \quad (15.5.11)$$

This expression more closely resembles its linear cousin (15.4.8). You should understand that minor (or even major) fiddling with  $[\alpha]$  has no effect at all on what final set of parameters  $\mathbf{a}$  is reached, but affects only the iterative route that is taken in getting there. The condition at the  $\chi^2$  minimum, that  $\beta_k = 0$  for all  $k$ , is independent of how  $[\alpha]$  is defined.

### Levenberg-Marquardt Method

Marquardt [1] has put forth an elegant method, related to an earlier suggestion of Levenberg, for varying smoothly between the extremes of the inverse-Hessian method (15.5.9) and the steepest descent method (15.5.10). The latter method is used far from the minimum, switching continuously to the former as the minimum is approached. This *Levenberg-Marquardt method* (also called *Marquardt method*) works very well in practice and has become the standard of nonlinear least-squares routines.

The method is based on two elementary, but important, insights. Consider the “constant” in equation (15.5.10). What should it be, even in order of magnitude? What sets its scale? There is no information about the answer in the gradient. That tells only the slope, not how far that slope extends. Marquardt’s first insight is that the components of the Hessian matrix, even if they are not usable in any precise fashion, give *some* information about the order-of-magnitude scale of the problem.

The quantity  $\chi^2$  is nondimensional, i.e., is a pure number; this is evident from its definition (15.5.5). On the other hand,  $\beta_k$  has the dimensions of  $1/a_k$ , which may well be dimensional, i.e., have units like  $\text{cm}^{-1}$ , or kilowatt-hours, or whatever. (In fact, each component of  $\beta_k$  can have different dimensions!) The constant of proportionality between  $\beta_k$  and  $\delta a_k$  must therefore have the dimensions of  $a_k^2$ . Scan

the components of  $[\alpha]$  and you see that there is only one obvious quantity with these dimensions, and that is  $1/\alpha_{kk}$ , the reciprocal of the diagonal element. So that must set the scale of the constant. But that scale might itself be too big. So let's divide the constant by some (nondimensional) fudge factor  $\lambda$ , with the possibility of setting  $\lambda \gg 1$  to cut down the step. In other words, replace equation (15.5.10) by

$$\delta a_l = \frac{1}{\lambda \alpha_{ll}} \beta_l \quad \text{or} \quad \lambda \alpha_{ll} \delta a_l = \beta_l \quad (15.5.12)$$

It is necessary that  $\alpha_{ll}$  be positive, but this is guaranteed by definition (15.5.11) — another reason for adopting that equation.

Marquardt's second insight is that equations (15.5.12) and (15.5.9) can be combined if we define a new matrix  $\alpha'$  by the following prescription

$$\begin{aligned} \alpha'_{jj} &\equiv \alpha_{jj}(1 + \lambda) \\ \alpha'_{jk} &\equiv \alpha_{jk} \quad (j \neq k) \end{aligned} \quad (15.5.13)$$

and then replace both (15.5.12) and (15.5.9) by

$$\sum_{l=1}^M \alpha'_{kl} \delta a_l = \beta_k \quad (15.5.14)$$

When  $\lambda$  is very large, the matrix  $\alpha'$  is forced into being *diagonally dominant*, so equation (15.5.14) goes over to be identical to (15.5.12). On the other hand, as  $\lambda$  approaches zero, equation (15.5.14) goes over to (15.5.9).

Given an initial guess for the set of fitted parameters  $\mathbf{a}$ , the recommended Marquardt recipe is as follows:

- Compute  $\chi^2(\mathbf{a})$ .
- Pick a modest value for  $\lambda$ , say  $\lambda = 0.001$ .
- (†) Solve the linear equations (15.5.14) for  $\delta \mathbf{a}$  and evaluate  $\chi^2(\mathbf{a} + \delta \mathbf{a})$ .
- If  $\chi^2(\mathbf{a} + \delta \mathbf{a}) \geq \chi^2(\mathbf{a})$ , *increase*  $\lambda$  by a factor of 10 (or any other substantial factor) and go back to (†).
- If  $\chi^2(\mathbf{a} + \delta \mathbf{a}) < \chi^2(\mathbf{a})$ , *decrease*  $\lambda$  by a factor of 10, update the trial solution  $\mathbf{a} \leftarrow \mathbf{a} + \delta \mathbf{a}$ , and go back to (†).

Also necessary is a condition for stopping. Iterating to convergence (to machine accuracy or to the roundoff limit) is generally wasteful and unnecessary since the minimum is at best only a statistical estimate of the parameters  $\mathbf{a}$ . As we will see in §15.6, a change in the parameters that changes  $\chi^2$  by an amount  $\ll 1$  is *never* statistically meaningful.

Furthermore, it is not uncommon to find the parameters wandering around near the minimum in a flat valley of complicated topography. The reason is that Marquardt's method generalizes the method of normal equations (§15.4), hence has the same problem as that method with regard to near-degeneracy of the minimum. Outright failure by a zero pivot is possible, but unlikely. More often, a small pivot will generate a large correction which is then rejected, the value of  $\lambda$  being then increased. For sufficiently large  $\lambda$  the matrix  $[\alpha']$  is positive definite and can have no small pivots. Thus the method does tend to stay away from zero

pivots, but at the cost of a tendency to wander around doing steepest descent in very un-steep degenerate valleys.

These considerations suggest that, in practice, one might as well stop iterating on the first or second occasion that  $\chi^2$  decreases by a negligible amount, say either less than 0.01 absolutely or (in case roundoff prevents that being reached) some fractional amount like  $10^{-3}$ . Don't stop after a step where  $\chi^2$  *increases*: That only shows that  $\lambda$  has not yet adjusted itself optimally.

Once the acceptable minimum has been found, one wants to set  $\lambda = 0$  and compute the matrix

$$[C] \equiv [\alpha]^{-1} \quad (15.5.15)$$

which, as before, is the estimated covariance matrix of the standard errors in the fitted parameters  $\mathbf{a}$  (see next section).

The following pair of functions encodes Marquardt's method for nonlinear parameter estimation. Much of the organization matches that used in `lf1t` of §15.4. In particular the array `ia[1..ma]` must be input with components one or zero corresponding to whether the respective parameter values `a[1..ma]` are to be fitted for or held fixed at their input values, respectively.

The routine `mrqmin` performs one iteration of Marquardt's method. It is first called (once) with `alamda < 0`, which signals the routine to initialize. `alamda` is set on the first and all subsequent calls to the suggested value of  $\lambda$  for the next iteration; `a` and `chisq` are always given back as the best parameters found so far and their  $\chi^2$ . When convergence is deemed satisfactory, set `alamda` to zero before a final call. The matrices `alpha` and `covar` (which were used as workspace in all previous calls) will then be set to the curvature and covariance matrices for the converged parameter values. The arguments `alpha`, `a`, and `chisq` must not be modified between calls, nor should `alamda` be, except to set it to zero for the final call. When an uphill step is taken, `chisq` and `a` are given back with their input (best) values, but `alamda` is set to an increased value.

The routine `mrqmin` calls the routine `mrqcof` for the computation of the matrix  $[\alpha]$  (equation 15.5.11) and vector  $\beta$  (equations 15.5.6 and 15.5.8). In turn `mrqcof` calls the user-supplied routine `funcs(x, a, y, dyda)`, which for input values  $\mathbf{x} \equiv x_i$  and  $\mathbf{a} \equiv \mathbf{a}$  calculates the model function  $\mathbf{y} \equiv y(x_i; \mathbf{a})$  and the vector of derivatives  $\mathbf{dyda} \equiv \partial y / \partial a_k$ .

```
#include "nrutil.h"
```

```
void mrqmin(float x[], float y[], float sig[], int ndata, float a[], int ia[],
            int ma, float **covar, float **alpha, float *chisq,
            void (*funcs)(float, float [], float *, float [], int), float *alamda)
Levenberg-Marquardt method, attempting to reduce the value  $\chi^2$  of a fit between a set of data
points x[1..ndata], y[1..ndata] with individual standard deviations sig[1..ndata],
and a nonlinear function dependent on ma coefficients a[1..ma]. The input array ia[1..ma]
indicates by nonzero entries those components of a that should be fitted for, and by zero
entries those components that should be held fixed at their input values. The program
returns current best-fit values for the parameters a[1..ma], and  $\chi^2 = \text{chisq}$ . The arrays
covar[1..ma][1..ma], alpha[1..ma][1..ma] are used as working space during most
iterations. Supply a routine funcs(x, a, yfit, dyda, ma) that evaluates the fitting function
yfit, and its derivatives dyda[1..ma] with respect to the fitting parameters a at x. On
the first call provide an initial guess for the parameters a, and set alamda < 0 for initialization
(which then sets alamda = .001). If a step succeeds chisq becomes smaller and alamda
decreases by a factor of 10. If a step fails alamda grows by a factor of 10. You must call this
```

routine repeatedly until convergence is achieved. Then, make one final call with `alamda=0`, so that `covar[1..ma][1..ma]` returns the covariance matrix, and `alpha` the curvature matrix. (Parameters held fixed will return zero covariances.)

```
{
void covsrt(float **covar, int ma, int ia[], int mfit);
void gaussj(float **a, int n, float **b, int m);
void mrqcof(float x[], float y[], float sig[], int ndata, float a[],
  int ia[], int ma, float **alpha, float beta[], float *chisq,
  void (*funcs)(float, float [], float *, float [], int));
int j,k,l;
static int mfit;
static float ochisq,*atry,*beta,*da,**oneda;

if (*alamda < 0.0) {           Initialization.
  atry=vector(1,ma);
  beta=vector(1,ma);
  da=vector(1,ma);
  for (mfit=0,j=1;j<=ma;j++)
    if (ia[j]) mfit++;
  oneda=matrix(1,mfit,1,1);
  *alamda=0.001;
  mrqcof(x,y,sig,ndata,a,ia,ma,alpha,beta,chisq,funcs);
  ochisq>(*chisq);
  for (j=1;j<=ma;j++) atry[j]=a[j];
}
for (j=1;j<=mfit;j++) {       Alter linearized fitting matrix, by augmenting di-
  for (k=1;k<=mfit;k++) covar[j][k]=alpha[j][k];      agonal elements.
  covar[j][j]=alpha[j][j]*(1.0+(*alamda));
  oneda[j][1]=beta[j];
}
gaussj(covar,mfit,oneda,1);    Matrix solution.
for (j=1;j<=mfit;j++) da[j]=oneda[j][1];
if (*alamda == 0.0) {         Once converged, evaluate covariance matrix.
  covsrt(covar,ma,ia,mfit);
  covsrt(alpha,ma,ia,mfit);    Spread out alpha to its full size too.
  free_matrix(oneda,1,mfit,1,1);
  free_vector(da,1,ma);
  free_vector(beta,1,ma);
  free_vector(atry,1,ma);
  return;
}
for (j=0,l=1;l<=ma;l++)       Did the trial succeed?
  if (ia[l]) atry[l]=a[l]+da[+j];
mrqcof(x,y,sig,ndata,atry,ia,ma,covar,da,chisq,funcs);
if (*chisq < ochisq) {        Success, accept the new solution.
  *alamda *= 0.1;
  ochisq>(*chisq);
  for (j=1;j<=mfit;j++) {
    for (k=1;k<=mfit;k++) alpha[j][k]=covar[j][k];
    beta[j]=da[j];
  }
  for (l=1;l<=ma;l++) a[l]=atry[l];
} else {                       Failure, increase alamda and return.
  *alamda *= 10.0;
  *chisq=ochisq;
}
}
```

Notice the use of the routine `covsrt` from §15.4. This is merely for rearranging the covariance matrix `covar` into the order of all `ma` parameters. The above routine also makes use of

Sample page from NUMERICAL RECIPES IN C: THE ART OF SCIENTIFIC COMPUTING (ISBN 0-521-43108-5)  
 Copyright (C) 1988-1992 by Cambridge University Press. Programs Copyright (C) 1988-1992 by Numerical Recipes Software.  
 Permission is granted for internet users to make one paper copy for their own personal use. Further reproduction, or any copying of machine-readable files (including this one), to any server computer, is strictly prohibited. To order Numerical Recipes books or CDROMs, visit website <http://www.nr.com> or call 1-800-872-7423 (North America only), or send email to [directcustserv@cambridge.org](mailto:directcustserv@cambridge.org) (outside North America).

```

#include "nrutil.h"

void mrqcof(float x[], float y[], float sig[], int ndata, float a[], int ia[],
           int ma, float **alpha, float beta[], float *chisq,
           void (*funcs)(float, float [], float *, float [], int))
Used by mrqmin to evaluate the linearized fitting matrix alpha, and vector beta as in (15.5.8),
and calculate  $\chi^2$ .
{
    int i,j,k,l,m,mfit=0;
    float ymod,wt,sig2i,dy,*dyda;

    dyda=vector(1,ma);
    for (j=1;j<=ma;j++)
        if (ia[j]) mfit++;
    for (j=1;j<=mfit;j++) {
        Initialize (symmetric) alpha, beta.
        for (k=1;k<=j;k++) alpha[j][k]=0.0;
        beta[j]=0.0;
    }
    *chisq=0.0;
    for (i=1;i<=ndata;i++) {
        Summation loop over all data.
        (*funcs)(x[i],a,&ymod,dyda,ma);
        sig2i=1.0/(sig[i]*sig[i]);
        dy=y[i]-ymod;
        for (j=0,l=1;l<=ma;l++) {
            if (ia[l]) {
                wt=dyda[l]*sig2i;
                for (j++,k=0,m=1;m<=l;m++)
                    if (ia[m]) alpha[j][++k] += wt*dyda[m];
                beta[j] += dy*wt;
            }
        }
        *chisq += dy*dy*sig2i;
        And find  $\chi^2$ .
    }
    for (j=2;j<=mfit;j++)
        Fill in the symmetric side.
        for (k=1;k<j;k++) alpha[k][j]=alpha[j][k];
    free_vector(dyda,1,ma);
}

```

### Example

The following function `fgauss` is an example of a user-supplied function `funcs`. Used with the above routine `mrqmin` (in turn using `mrqcof`, `covsrt`, and `gaussj`), it fits for the model

$$y(x) = \sum_{k=1}^K B_k \exp \left[ - \left( \frac{x - E_k}{G_k} \right)^2 \right] \quad (15.5.16)$$

which is a sum of  $K$  Gaussians, each having a variable position, amplitude, and width. We store the parameters in the order  $B_1, E_1, G_1, B_2, E_2, G_2, \dots, B_K, E_K, G_K$ .

```

#include <math.h>

void fgauss(float x, float a[], float *y, float dyda[], int na)
y(x;a) is the sum of na/3 Gaussians (15.5.16). The amplitude, center, and width of the
Gaussians are stored in consecutive locations of a: a[i] = Bk, a[i+1] = Ek, a[i+2] = Gk,
k = 1,...,na/3. The dimensions of the arrays are a[1..na], dyda[1..na].
{
    int i;
    float fac,ex,arg;

    *y=0.0;
    for (i=1;i<=na-1;i+=3) {
        arg=(x-a[i+1])/a[i+2];
        ex=exp(-arg*arg);
        fac=a[i]*ex*2.0*arg;
        *y += a[i]*ex;
        dyda[i]=ex;
        dyda[i+1]=fac/a[i+2];
        dyda[i+2]=fac*arg/a[i+2];
    }
}

```

### More Advanced Methods for Nonlinear Least Squares

The Levenberg-Marquardt algorithm can be implemented as a model-trust region method for minimization (see §9.7 and ref. [2]) applied to the special case of a least squares function. A code of this kind due to Moré [3] can be found in MINPACK [4]. Another algorithm for nonlinear least-squares keeps the second-derivative term we dropped in the Levenberg-Marquardt method whenever it would be better to do so. These methods are called “full Newton-type” methods and are reputed to be more robust than Levenberg-Marquardt, but more complex. One implementation is the code NL2SOL [5].

#### CITED REFERENCES AND FURTHER READING:

- Bevington, P.R. 1969, *Data Reduction and Error Analysis for the Physical Sciences* (New York: McGraw-Hill), Chapter 11.
- Marquardt, D.W. 1963, *Journal of the Society for Industrial and Applied Mathematics*, vol. 11, pp. 431–441. [1]
- Jacobs, D.A.H. (ed.) 1977, *The State of the Art in Numerical Analysis* (London: Academic Press), Chapter III.2 (by J.E. Dennis).
- Dennis, J.E., and Schnabel, R.B. 1983, *Numerical Methods for Unconstrained Optimization and Nonlinear Equations* (Englewood Cliffs, NJ: Prentice-Hall). [2]
- Moré, J.J. 1977, in *Numerical Analysis*, Lecture Notes in Mathematics, vol. 630, G.A. Watson, ed. (Berlin: Springer-Verlag), pp. 105–116. [3]
- Moré, J.J., Garbow, B.S., and Hillstom, K.E. 1980, *User Guide for MINPACK-1*, Argonne National Laboratory Report ANL-80-74. [4]
- Dennis, J.E., Gay, D.M., and Welsch, R.E. 1981, *ACM Transactions on Mathematical Software*, vol. 7, pp. 348–368; *op. cit.*, pp. 369–383. [5].

## 15.6 Confidence Limits on Estimated Model Parameters

Several times already in this chapter we have made statements about the standard errors, or uncertainties, in a set of  $M$  estimated parameters  $\mathbf{a}$ . We have given some formulas for computing standard deviations or variances of individual parameters (equations 15.2.9, 15.4.15, 15.4.19), as well as some formulas for covariances between pairs of parameters (equation 15.2.10; remark following equation 15.4.15; equation 15.4.20; equation 15.5.15).

In this section, we want to be more explicit regarding the precise meaning of these quantitative uncertainties, and to give further information about how quantitative confidence limits on fitted parameters can be estimated. The subject can get somewhat technical, and even somewhat confusing, so we will try to make precise statements, even when they must be offered without proof.

Figure 15.6.1 shows the conceptual scheme of an experiment that “measures” a set of parameters. There is some underlying true set of parameters  $\mathbf{a}_{\text{true}}$  that are known to Mother Nature but hidden from the experimenter. These true parameters are statistically realized, along with random measurement errors, as a measured data set, which we will symbolize as  $\mathcal{D}_{(0)}$ . The data set  $\mathcal{D}_{(0)}$  is known to the experimenter. He or she fits the data to a model by  $\chi^2$  minimization or some other technique, and obtains measured, i.e., fitted, values for the parameters, which we here denote  $\mathbf{a}_{(0)}$ .

Because measurement errors have a random component,  $\mathcal{D}_{(0)}$  is not a unique realization of the true parameters  $\mathbf{a}_{\text{true}}$ . Rather, there are infinitely many other realizations of the true parameters as “hypothetical data sets” each of which *could* have been the one measured, but happened not to be. Let us symbolize these by  $\mathcal{D}_{(1)}, \mathcal{D}_{(2)}, \dots$ . Each one, had it been realized, would have given a slightly different set of fitted parameters,  $\mathbf{a}_{(1)}, \mathbf{a}_{(2)}, \dots$ , respectively. These parameter sets  $\mathbf{a}_{(i)}$  therefore occur with some probability distribution in the  $M$ -dimensional space of all possible parameter sets  $\mathbf{a}$ . The actual measured set  $\mathbf{a}_{(0)}$  is one member drawn from this distribution.

Even more interesting than the probability distribution of  $\mathbf{a}_{(i)}$  would be the distribution of the difference  $\mathbf{a}_{(i)} - \mathbf{a}_{\text{true}}$ . This distribution differs from the former one by a translation that puts Mother Nature’s true value at the origin. If we knew *this* distribution, we would know everything that there is to know about the quantitative uncertainties in our experimental measurement  $\mathbf{a}_{(0)}$ .

So the name of the game is to find some way of estimating or approximating the probability distribution of  $\mathbf{a}_{(i)} - \mathbf{a}_{\text{true}}$  without knowing  $\mathbf{a}_{\text{true}}$  and without having available to us an infinite universe of hypothetical data sets.

### Monte Carlo Simulation of Synthetic Data Sets

Although the measured parameter set  $\mathbf{a}_{(0)}$  is not the true one, let us consider a fictitious world in which it *was* the true one. Since we hope that our measured parameters are not *too* wrong, we hope that that fictitious world is not too different from the actual world with parameters  $\mathbf{a}_{\text{true}}$ . In particular, let us hope — no, let us *assume* — that the shape of the probability distribution  $\mathbf{a}_{(i)} - \mathbf{a}_{(0)}$  in the fictitious world is the same, or very nearly the same, as the shape of the probability distribution

## 15.6 Confidence Limits on Estimated Model Parameters

Several times already in this chapter we have made statements about the standard errors, or uncertainties, in a set of  $M$  estimated parameters  $\mathbf{a}$ . We have given some formulas for computing standard deviations or variances of individual parameters (equations 15.2.9, 15.4.15, 15.4.19), as well as some formulas for covariances between pairs of parameters (equation 15.2.10; remark following equation 15.4.15; equation 15.4.20; equation 15.5.15).

In this section, we want to be more explicit regarding the precise meaning of these quantitative uncertainties, and to give further information about how quantitative confidence limits on fitted parameters can be estimated. The subject can get somewhat technical, and even somewhat confusing, so we will try to make precise statements, even when they must be offered without proof.

Figure 15.6.1 shows the conceptual scheme of an experiment that “measures” a set of parameters. There is some underlying true set of parameters  $\mathbf{a}_{\text{true}}$  that are known to Mother Nature but hidden from the experimenter. These true parameters are statistically realized, along with random measurement errors, as a measured data set, which we will symbolize as  $\mathcal{D}_{(0)}$ . The data set  $\mathcal{D}_{(0)}$  is known to the experimenter. He or she fits the data to a model by  $\chi^2$  minimization or some other technique, and obtains measured, i.e., fitted, values for the parameters, which we here denote  $\mathbf{a}_{(0)}$ .

Because measurement errors have a random component,  $\mathcal{D}_{(0)}$  is not a unique realization of the true parameters  $\mathbf{a}_{\text{true}}$ . Rather, there are infinitely many other realizations of the true parameters as “hypothetical data sets” each of which *could* have been the one measured, but happened not to be. Let us symbolize these by  $\mathcal{D}_{(1)}, \mathcal{D}_{(2)}, \dots$ . Each one, had it been realized, would have given a slightly different set of fitted parameters,  $\mathbf{a}_{(1)}, \mathbf{a}_{(2)}, \dots$ , respectively. These parameter sets  $\mathbf{a}_{(i)}$  therefore occur with some probability distribution in the  $M$ -dimensional space of all possible parameter sets  $\mathbf{a}$ . The actual measured set  $\mathbf{a}_{(0)}$  is one member drawn from this distribution.

Even more interesting than the probability distribution of  $\mathbf{a}_{(i)}$  would be the distribution of the difference  $\mathbf{a}_{(i)} - \mathbf{a}_{\text{true}}$ . This distribution differs from the former one by a translation that puts Mother Nature’s true value at the origin. If we knew *this* distribution, we would know everything that there is to know about the quantitative uncertainties in our experimental measurement  $\mathbf{a}_{(0)}$ .

So the name of the game is to find some way of estimating or approximating the probability distribution of  $\mathbf{a}_{(i)} - \mathbf{a}_{\text{true}}$  without knowing  $\mathbf{a}_{\text{true}}$  and without having available to us an infinite universe of hypothetical data sets.

### Monte Carlo Simulation of Synthetic Data Sets

Although the measured parameter set  $\mathbf{a}_{(0)}$  is not the true one, let us consider a fictitious world in which it *was* the true one. Since we hope that our measured parameters are not *too* wrong, we hope that that fictitious world is not too different from the actual world with parameters  $\mathbf{a}_{\text{true}}$ . In particular, let us hope — no, let us *assume* — that the shape of the probability distribution  $\mathbf{a}_{(i)} - \mathbf{a}_{(0)}$  in the fictitious world is the same, or very nearly the same, as the shape of the probability distribution



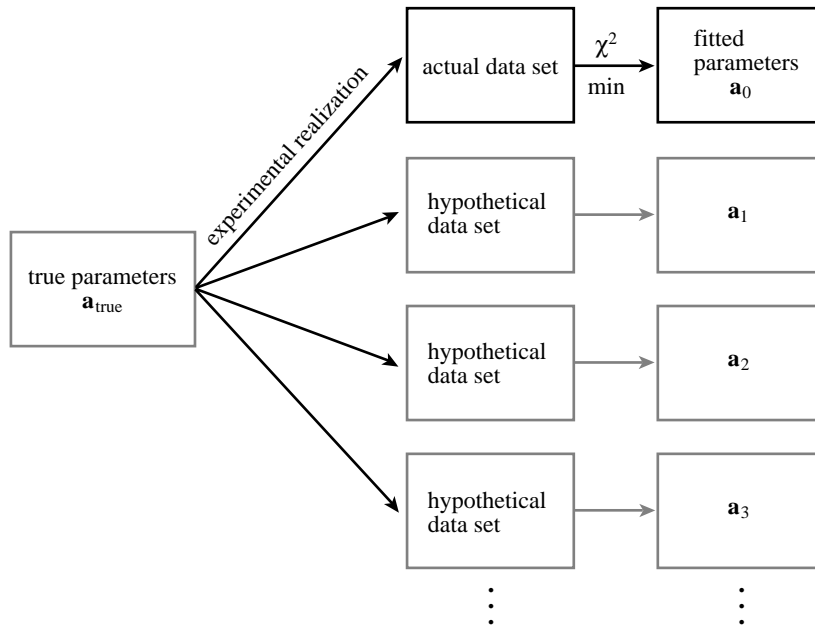


Figure 15.6.1. A statistical universe of data sets from an underlying model. True parameters  $\mathbf{a}_{\text{true}}$  are realized in a data set, from which fitted (observed) parameters  $\mathbf{a}_0$  are obtained. If the experiment were repeated many times, new data sets and new values of the fitted parameters would be obtained.

$\mathbf{a}_{(i)} - \mathbf{a}_{\text{true}}$  in the real world. Notice that we are not assuming that  $\mathbf{a}_{(0)}$  and  $\mathbf{a}_{\text{true}}$  are equal; they are certainly not. We are only assuming that the way in which random errors enter the experiment and data analysis does not vary rapidly as a function of  $\mathbf{a}_{\text{true}}$ , so that  $\mathbf{a}_{(0)}$  can serve as a reasonable surrogate.

Now, often, the distribution of  $\mathbf{a}_{(i)} - \mathbf{a}_{(0)}$  in the fictitious world *is* within our power to calculate (see Figure 15.6.2). If we know something about the process that generated our data, given an assumed set of parameters  $\mathbf{a}_{(0)}$ , then we can usually figure out how to *simulate* our own sets of “synthetic” realizations of these parameters as “synthetic data sets.” The procedure is to draw random numbers from appropriate distributions (cf. §7.2–§7.3) so as to mimic our best understanding of the underlying process and measurement errors in our apparatus. With such random draws, we construct data sets with exactly the same numbers of measured points, and precisely the same values of all control (independent) variables, as our actual data set  $\mathcal{D}_{(0)}$ . Let us call these simulated data sets  $\mathcal{D}_{(1)}^S, \mathcal{D}_{(2)}^S, \dots$ . By construction these are supposed to have exactly the same statistical relationship to  $\mathbf{a}_{(0)}$  as the  $\mathcal{D}_{(i)}$ ’s have to  $\mathbf{a}_{\text{true}}$ . (For the case where you don’t know enough about what you are measuring to do a credible job of simulating it, see below.)

Next, for each  $\mathcal{D}_{(j)}^S$ , perform exactly the same procedure for estimation of parameters, e.g.,  $\chi^2$  minimization, as was performed on the actual data to get the parameters  $\mathbf{a}_{(0)}$ , giving simulated measured parameters  $\mathbf{a}_{(1)}^S, \mathbf{a}_{(2)}^S, \dots$ . Each simulated measured parameter set yields a point  $\mathbf{a}_{(i)}^S - \mathbf{a}_{(0)}$ . Simulate enough data sets and enough derived simulated measured parameters, and you map out the desired probability distribution in  $M$  dimensions.

In fact, the ability to do *Monte Carlo simulations* in this fashion has revo-

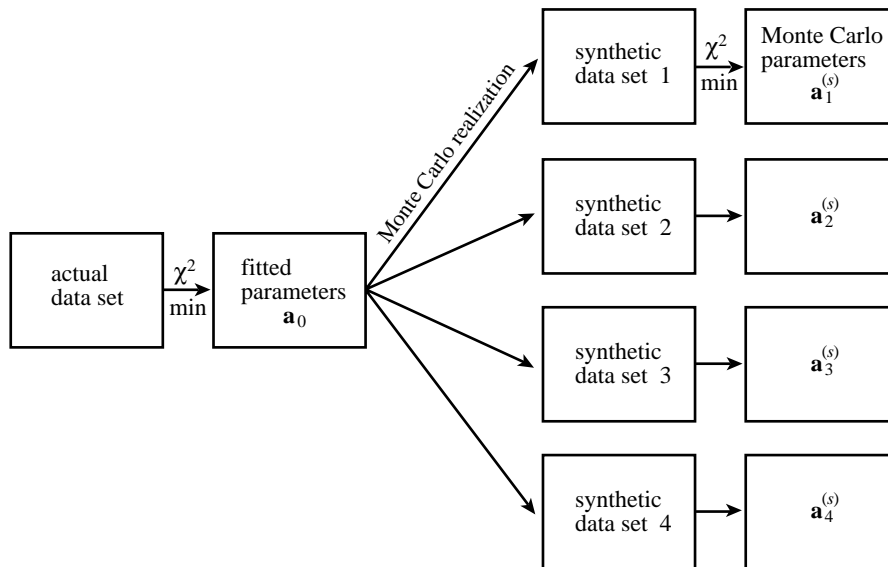


Figure 15.6.2. Monte Carlo simulation of an experiment. The fitted parameters from an actual experiment are used as surrogates for the true parameters. Computer-generated random numbers are used to simulate many synthetic data sets. Each of these is analyzed to obtain its fitted parameters. The distribution of these fitted parameters around the (known) surrogate true parameters is thus studied.

lutionized many fields of modern experimental science. Not only is one able to characterize the errors of parameter estimation in a very precise way; one can also try out on the computer different methods of parameter estimation, or different data reduction techniques, and seek to minimize the uncertainty of the result according to any desired criteria. Offered the choice between mastery of a five-foot shelf of analytical statistics books and middling ability at performing statistical Monte Carlo simulations, we would surely choose to have the latter skill.

### Quick-and-Dirty Monte Carlo: The Bootstrap Method

Here is a powerful technique that can often be used when you don't know enough about the underlying process, or the nature of your measurement errors, to do a credible Monte Carlo simulation. Suppose that your data set consists of  $N$  *independent and identically distributed* (or *iid*) "data points." Each data point probably consists of several numbers, e.g., one or more control variables (uniformly distributed, say, in the range that you have decided to measure) and one or more associated measured values (each distributed however Mother Nature chooses). "Iid" means that the sequential order of the data points is not of consequence to the process that you are using to get the fitted parameters  $\mathbf{a}$ . For example, a  $\chi^2$  sum like (15.5.5) does not care in what order the points are added. Even simpler examples are the mean value of a measured quantity, or the mean of some function of the measured quantities.

The *bootstrap method* [1] uses the actual data set  $\mathcal{D}_{(0)}^S$ , with its  $N$  data points, to generate any number of synthetic data sets  $\mathcal{D}_{(1)}^S, \mathcal{D}_{(2)}^S, \dots$ , also with  $N$  data points. The procedure is simply to draw  $N$  data points at a time *with replacement* from the

set  $\mathcal{D}_{(0)}^S$ . Because of the replacement, you do not simply get back your original data set each time. You get sets in which a random fraction of the original points, typically  $\sim 1/e \approx 37\%$ , are replaced by *duplicated* original points. Now, exactly as in the previous discussion, you subject these data sets to the same estimation procedure as was performed on the actual data, giving a set of simulated measured parameters  $\mathbf{a}_{(1)}^S, \mathbf{a}_{(2)}^S, \dots$ . These will be distributed around  $\mathbf{a}_{(0)}$  in close to the same way that  $\mathbf{a}_{(0)}$  is distributed around  $\mathbf{a}_{\text{true}}$ .

Sounds like getting something for nothing, doesn't it? In fact, it has taken more than a decade for the bootstrap method to become accepted by statisticians. By now, however, enough theorems have been proved to render the bootstrap reputable (see [2] for references). The basic idea behind the bootstrap is that the actual data set, viewed as a probability distribution consisting of delta functions at the measured values, is in most cases the best — or only — available estimator of the underlying probability distribution. It takes courage, but one can often simply use *that* distribution as the basis for Monte Carlo simulations.

Watch out for cases where the bootstrap's "iid" assumption is violated. For example, if you have made measurements at evenly spaced intervals of some control variable, then you can *usually* get away with pretending that these are "iid," uniformly distributed over the measured range. However, some estimators of  $\mathbf{a}$  (e.g., ones involving Fourier methods) might be particularly sensitive to all the points on a grid being present. In that case, the bootstrap is going to give a wrong distribution. Also watch out for estimators that look at anything like small-scale clumpiness within the  $N$  data points, or estimators that sort the data and look at sequential differences. Obviously the bootstrap will fail on these, too. (The theorems justifying the method are still true, but some of their technical assumptions are violated by these examples.)

For a large class of problems, however, the bootstrap does yield easy, *very quick*, Monte Carlo estimates of the errors in an estimated parameter set.

## Confidence Limits

Rather than present all details of the probability distribution of errors in parameter estimation, it is common practice to summarize the distribution in the form of *confidence limits*. The full probability distribution is a function defined on the  $M$ -dimensional space of parameters  $\mathbf{a}$ . A *confidence region* (or *confidence interval*) is just a region of that  $M$ -dimensional space (hopefully a small region) that contains a certain (hopefully large) percentage of the total probability distribution. You point to a confidence region and say, e.g., "there is a 99 percent chance that the true parameter values fall within this region around the measured value."

It is worth emphasizing that you, the experimenter, get to pick both the *confidence level* (99 percent in the above example), and the shape of the confidence region. The only requirement is that your region does include the stated percentage of probability. Certain percentages are, however, customary in scientific usage: 68.3 percent (the lowest confidence worthy of quoting), 90 percent, 95.4 percent, 99 percent, and 99.73 percent. Higher confidence levels are conventionally "ninety-nine point nine . . . nine." As for shape, obviously you want a region that is compact and reasonably centered on your measurement  $\mathbf{a}_{(0)}$ , since the whole purpose of a confidence limit is to inspire confidence in that measured value. In one dimension, the convention is to use a line segment centered on the measured value; in higher dimensions, ellipses or ellipsoids are most frequently used.

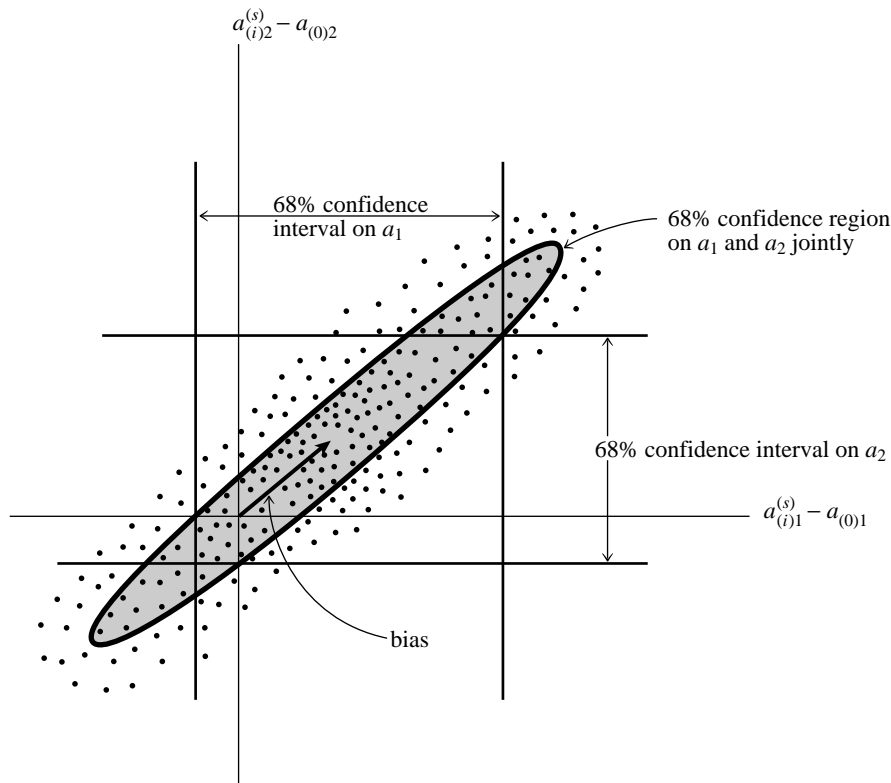


Figure 15.6.3. Confidence intervals in 1 and 2 dimensions. The same fraction of measured points (here 68%) lies (i) between the two vertical lines, (ii) between the two horizontal lines, (iii) within the ellipse.

You might suspect, correctly, that the numbers 68.3 percent, 95.4 percent, and 99.73 percent, and the use of ellipsoids, have some connection with a normal distribution. That is true historically, but not always relevant nowadays. In general, the probability distribution of the parameters will not be normal, and the above numbers, used as levels of confidence, are purely matters of convention.

Figure 15.6.3 sketches a possible probability distribution for the case  $M = 2$ . Shown are three different confidence regions which might usefully be given, all at the same confidence level. The two vertical lines enclose a band (horizontal interval) which represents the 68 percent confidence interval for the variable  $a_1$  without regard to the value of  $a_2$ . Similarly the horizontal lines enclose a 68 percent confidence interval for  $a_2$ . The ellipse shows a 68 percent confidence interval for  $a_1$  and  $a_2$  jointly. Notice that to enclose the same probability as the two bands, the ellipse must necessarily extend outside of both of them (a point we will return to below).

### Constant Chi-Square Boundaries as Confidence Limits

When the method used to estimate the parameters  $\mathbf{a}_{(0)}$  is chi-square minimization, as in the previous sections of this chapter, then there is a natural choice for the shape of confidence intervals, whose use is almost universal. For the observed data set  $\mathcal{D}_{(0)}$ , the value of  $\chi^2$  is a minimum at  $\mathbf{a}_{(0)}$ . Call this minimum value  $\chi_{\min}^2$ . If

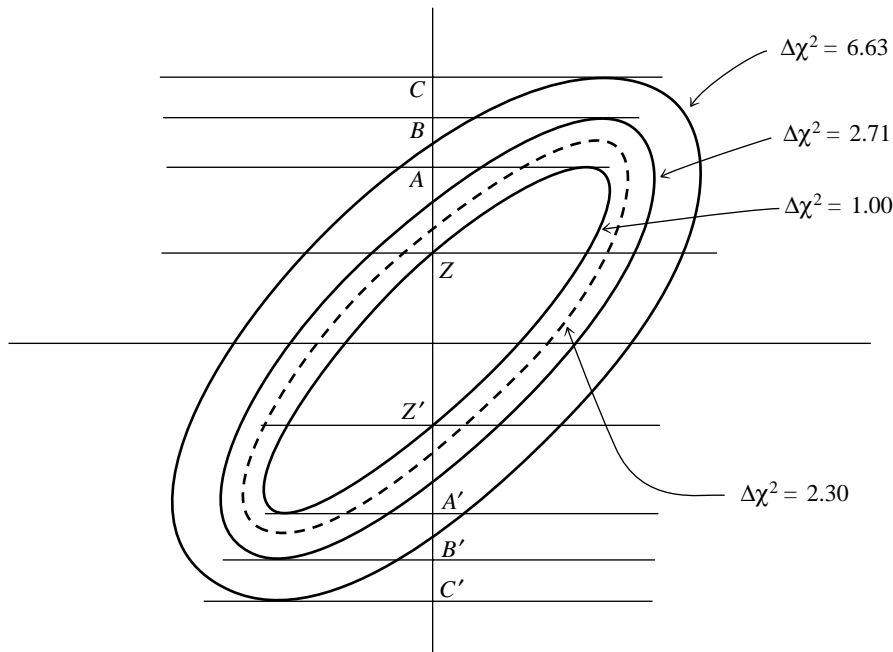


Figure 15.6.4. Confidence region ellipses corresponding to values of chi-square larger than the fitted minimum. The solid curves, with  $\Delta\chi^2 = 1.00, 2.71, 6.63$  project onto one-dimensional intervals  $AA', BB', CC'$ . These intervals — not the ellipses themselves — contain 68.3%, 90%, and 99% of normally distributed data. The ellipse that contains 68.3% of normally distributed data is shown dashed, and has  $\Delta\chi^2 = 2.30$ . For additional numerical values, see accompanying table.

the vector  $\mathbf{a}$  of parameter values is perturbed away from  $\mathbf{a}_{(0)}$ , then  $\chi^2$  increases. The region within which  $\chi^2$  increases by no more than a set amount  $\Delta\chi^2$  defines some  $M$ -dimensional confidence region around  $\mathbf{a}_{(0)}$ . If  $\Delta\chi^2$  is set to be a large number, this will be a big region; if it is small, it will be small. Somewhere in between there will be choices of  $\Delta\chi^2$  that cause the region to contain, variously, 68 percent, 90 percent, etc. of probability distribution for  $\mathbf{a}$ 's, as defined above. These regions are taken as the confidence regions for the parameters  $\mathbf{a}_{(0)}$ .

Very frequently one is interested not in the full  $M$ -dimensional confidence region, but in individual confidence regions for some smaller number  $\nu$  of parameters. For example, one might be interested in the confidence interval of each parameter taken separately (the bands in Figure 15.6.3), in which case  $\nu = 1$ . In that case, the natural confidence regions in the  $\nu$ -dimensional subspace of the  $M$ -dimensional parameter space are the *projections* of the  $M$ -dimensional regions defined by fixed  $\Delta\chi^2$  into the  $\nu$ -dimensional spaces of interest. In Figure 15.6.4, for the case  $M = 2$ , we show regions corresponding to several values of  $\Delta\chi^2$ . The one-dimensional confidence interval in  $a_2$  corresponding to the region bounded by  $\Delta\chi^2 = 1$  lies between the lines  $A$  and  $A'$ .

Notice that the projection of the higher-dimensional region on the lower-dimension space is used, not the intersection. The intersection would be the band between  $Z$  and  $Z'$ . It is *never* used. It is shown in the figure only for the purpose of making this cautionary point, that it should not be confused with the projection.

## Probability Distribution of Parameters in the Normal Case

You may be wondering why we have, in this section up to now, made no connection at all with the error estimates that come out of the  $\chi^2$  fitting procedure, most notably the covariance matrix  $C_{ij}$ . The reason is this:  $\chi^2$  minimization is a useful means for estimating parameters even if the measurement errors are not normally distributed. While normally distributed errors are required if the  $\chi^2$  parameter estimate is to be a maximum likelihood estimator (§15.1), one is often willing to give up that property in return for the relative convenience of the  $\chi^2$  procedure. Only in extreme cases, measurement error distributions with very large “tails,” is  $\chi^2$  minimization abandoned in favor of more robust techniques, as will be discussed in §15.7.

However, the formal covariance matrix that comes out of a  $\chi^2$  minimization has a clear quantitative interpretation only if (or to the extent that) the measurement errors actually are normally distributed. In the case of *nonnormal* errors, you are “allowed”

- to fit for parameters by minimizing  $\chi^2$
- to use a contour of constant  $\Delta\chi^2$  as the boundary of your confidence region
- to use Monte Carlo simulation or detailed analytic calculation in determining *which* contour  $\Delta\chi^2$  is the correct one for your desired confidence level
- to give the covariance matrix  $C_{ij}$  as the “formal covariance matrix of the fit.”

You are *not* allowed

- to use formulas that we now give for the case of normal errors, which establish quantitative relationships among  $\Delta\chi^2$ ,  $C_{ij}$ , and the confidence level.

Here are the key theorems that hold when (i) the measurement errors are normally distributed, and either (ii) the model is linear in its parameters or (iii) the sample size is large enough that the uncertainties in the fitted parameters  $\mathbf{a}$  do not extend outside a region in which the model could be replaced by a suitable linearized model. [Note that condition (iii) does not preclude your use of a nonlinear routine like `mqrfit` to *find* the fitted parameters.]

**Theorem A.**  $\chi_{\min}^2$  is distributed as a chi-square distribution with  $N - M$  degrees of freedom, where  $N$  is the number of data points and  $M$  is the number of fitted parameters. This is the basic theorem that lets you evaluate the goodness-of-fit of the model, as discussed above in §15.1. We list it first to remind you that unless the goodness-of-fit is credible, the whole estimation of parameters is suspect.

**Theorem B.** If  $\mathbf{a}_{(j)}^S$  is drawn from the universe of simulated data sets with actual parameters  $\mathbf{a}_{(0)}$ , then the probability distribution of  $\delta\mathbf{a} \equiv \mathbf{a}_{(j)}^S - \mathbf{a}_{(0)}$  is the multivariate normal distribution

$$P(\delta\mathbf{a}) da_1 \dots da_M = \text{const.} \times \exp\left(-\frac{1}{2}\delta\mathbf{a} \cdot [\alpha] \cdot \delta\mathbf{a}\right) da_1 \dots da_M$$

where  $[\alpha]$  is the curvature matrix defined in equation (15.5.8).

**Theorem C.** If  $\mathbf{a}_{(j)}^S$  is drawn from the universe of simulated data sets with actual parameters  $\mathbf{a}_{(0)}$ , then the quantity  $\Delta\chi^2 \equiv \chi^2(\mathbf{a}_{(j)}) - \chi^2(\mathbf{a}_{(0)})$  is distributed as a chi-square distribution with  $M$  degrees of freedom. Here the  $\chi^2$ 's are all evaluated

using the fixed (actual) data set  $\mathcal{D}_{(0)}$ . This theorem makes the connection between particular values of  $\Delta\chi^2$  and the fraction of the probability distribution that they enclose as an  $M$ -dimensional region, i.e., the confidence level of the  $M$ -dimensional confidence region.

*Theorem D.* Suppose that  $\mathbf{a}_{(j)}^S$  is drawn from the universe of simulated data sets (as above), that its first  $\nu$  components  $a_1, \dots, a_\nu$  are held fixed, and that its remaining  $M - \nu$  components are varied so as to minimize  $\chi^2$ . Call this minimum value  $\chi_\nu^2$ . Then  $\Delta\chi_\nu^2 \equiv \chi_\nu^2 - \chi_{\min}^2$  is distributed as a chi-square distribution with  $\nu$  degrees of freedom. If you consult Figure 15.6.4, you will see that this theorem connects the *projected*  $\Delta\chi^2$  region with a confidence level. In the figure, a point that is held fixed in  $a_2$  and allowed to vary in  $a_1$  minimizing  $\chi^2$  will seek out the ellipse whose top or bottom edge is tangent to the line of constant  $a_2$ , and is therefore the line that projects it onto the smaller-dimensional space.

As a first example, let us consider the case  $\nu = 1$ , where we want to find the confidence interval of a single parameter, say  $a_1$ . Notice that the chi-square distribution with  $\nu = 1$  degree of freedom is the same distribution as that of the square of a single normally distributed quantity. Thus  $\Delta\chi_\nu^2 < 1$  occurs 68.3 percent of the time ( $1-\sigma$  for the normal distribution),  $\Delta\chi_\nu^2 < 4$  occurs 95.4 percent of the time ( $2-\sigma$  for the normal distribution),  $\Delta\chi_\nu^2 < 9$  occurs 99.73 percent of the time ( $3-\sigma$  for the normal distribution), etc. In this manner you find the  $\Delta\chi_\nu^2$  that corresponds to your desired confidence level. (Additional values are given in the accompanying table.)

Let  $\delta\mathbf{a}$  be a change in the parameters whose first component is arbitrary,  $\delta a_1$ , but the rest of whose components are chosen to minimize the  $\Delta\chi^2$ . Then Theorem D applies. The value of  $\Delta\chi^2$  is given in general by

$$\Delta\chi^2 = \delta\mathbf{a} \cdot [\alpha] \cdot \delta\mathbf{a} \quad (15.6.1)$$

which follows from equation (15.5.8) applied at  $\chi_{\min}^2$  where  $\beta_k = 0$ . Since  $\delta\mathbf{a}$  by hypothesis minimizes  $\chi^2$  in all but its first component, the second through  $M$ th components of the normal equations (15.5.9) continue to hold. Therefore, the solution of (15.5.9) is

$$\delta\mathbf{a} = [\alpha]^{-1} \cdot \begin{pmatrix} c \\ 0 \\ \vdots \\ 0 \end{pmatrix} = [C] \cdot \begin{pmatrix} c \\ 0 \\ \vdots \\ 0 \end{pmatrix} \quad (15.6.2)$$

where  $c$  is one arbitrary constant that we get to adjust to make (15.6.1) give the desired left-hand value. Plugging (15.6.2) into (15.6.1) and using the fact that  $[C]$  and  $[\alpha]$  are inverse matrices of one another, we get

$$c = \delta a_1 / C_{11} \quad \text{and} \quad \Delta\chi_\nu^2 = (\delta a_1)^2 / C_{11} \quad (15.6.3)$$

or

$$\delta a_1 = \pm \sqrt{\Delta\chi_\nu^2} \sqrt{C_{11}} \quad (15.6.4)$$

At last! A relation between the confidence interval  $\pm\delta a_1$  and the formal standard error  $\sigma_1 \equiv \sqrt{C_{11}}$ . Not unreasonably, we find that the 68 percent confidence interval is  $\pm\sigma_1$ , the 95 percent confidence interval is  $\pm 2\sigma_1$ , etc.

$\Delta\chi^2$ as a Function of Confidence Level and Degrees of Freedom						
$p$	$\nu$					
	1	2	3	4	5	6
68.3%	1.00	2.30	3.53	4.72	5.89	7.04
90%	2.71	4.61	6.25	7.78	9.24	10.6
95.4%	4.00	6.17	8.02	9.70	11.3	12.8
99%	6.63	9.21	11.3	13.3	15.1	16.8
99.73%	9.00	11.8	14.2	16.3	18.2	20.1
99.99%	15.1	18.4	21.1	23.5	25.7	27.8

These considerations hold not just for the individual parameters  $a_i$ , but also for any linear combination of them: If

$$b \equiv \sum_{k=1}^M c_k a_k = \mathbf{c} \cdot \mathbf{a} \tag{15.6.5}$$

then the 68 percent confidence interval on  $b$  is

$$\delta b = \pm \sqrt{\mathbf{c} \cdot [C] \cdot \mathbf{c}} \tag{15.6.6}$$

However, these simple, normal-sounding numerical relationships do *not* hold in the case  $\nu > 1$  [3]. In particular,  $\Delta\chi^2 = 1$  is not the boundary, nor does it project onto the boundary, of a 68.3 percent confidence region when  $\nu > 1$ . If you want to calculate not confidence intervals in one parameter, but confidence ellipses in two parameters jointly, or ellipsoids in three, or higher, then you must follow the following prescription for implementing Theorems C and D above:

- Let  $\nu$  be the number of fitted parameters whose joint confidence region you wish to display,  $\nu \leq M$ . Call these parameters the “parameters of interest.”
- Let  $p$  be the confidence limit desired, e.g.,  $p = 0.68$  or  $p = 0.95$ .
- Find  $\Delta$  (i.e.,  $\Delta\chi^2$ ) such that the probability of a chi-square variable with  $\nu$  degrees of freedom being less than  $\Delta$  is  $p$ . For some useful values of  $p$  and  $\nu$ ,  $\Delta$  is given in the table. For other values, you can use the routine `gammq` and a simple root-finding routine (e.g., bisection) to find  $\Delta$  such that `gammq`( $\nu/2$ ,  $\Delta/2$ ) =  $1 - p$ .
- Take the  $M \times M$  covariance matrix  $[C] = [\alpha]^{-1}$  of the chi-square fit. Copy the intersection of the  $\nu$  rows and columns corresponding to the parameters of interest into a  $\nu \times \nu$  matrix denoted  $[C_{\text{proj}}]$ .
- Invert the matrix  $[C_{\text{proj}}]$ . (In the one-dimensional case this was just taking the reciprocal of the element  $C_{11}$ .)
- The equation for the elliptical boundary of your desired confidence region in the  $\nu$ -dimensional subspace of interest is

$$\Delta = \delta\mathbf{a}' \cdot [C_{\text{proj}}]^{-1} \cdot \delta\mathbf{a}' \tag{15.6.7}$$

where  $\delta\mathbf{a}'$  is the  $\nu$ -dimensional vector of parameters of interest.

Sample page from NUMERICAL RECIPES IN C: THE ART OF SCIENTIFIC COMPUTING (ISBN 0-521-43108-5)  
 Copyright (C) 1988-1992 by Cambridge University Press. Programs Copyright (C) 1988-1992 by Numerical Recipes Software.  
 Permission is granted for internet users to make one paper copy for their own personal use. Further reproduction, or any copying of machine-readable files (including this one), to any server computer, is strictly prohibited. To order Numerical Recipes books or CDROMs, visit website <http://www.nr.com> or call 1-800-872-7423 (North America only), or send email to [directcustserv@cambridge.org](mailto:directcustserv@cambridge.org) (outside North America).



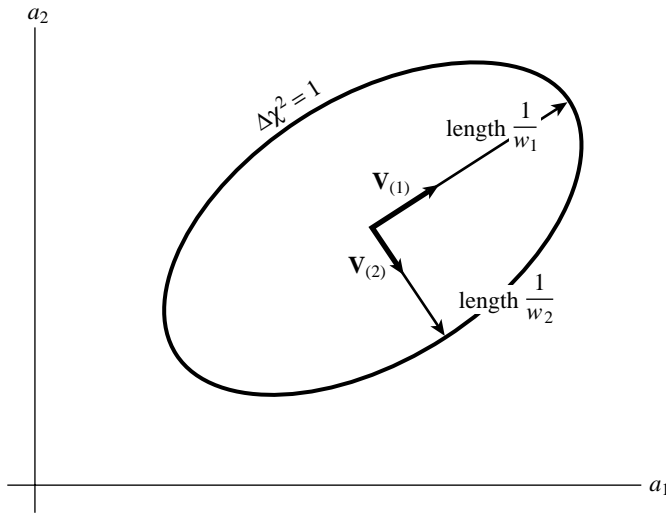


Figure 15.6.5. Relation of the confidence region ellipse  $\Delta\chi^2 = 1$  to quantities computed by singular value decomposition. The vectors  $\mathbf{V}_{(i)}$  are unit vectors along the principal axes of the confidence region. The semi-axes have lengths equal to the reciprocal of the singular values  $w_i$ . If the axes are all scaled by some constant factor  $\alpha$ ,  $\Delta\chi^2$  is scaled by the factor  $\alpha^2$ .

If you are confused at this point, you may find it helpful to compare Figure 15.6.4 and the accompanying table, considering the case  $M = 2$  with  $\nu = 1$  and  $\nu = 2$ . You should be able to verify the following statements: (i) The horizontal band between  $C$  and  $C'$  contains 99 percent of the probability distribution, so it is a confidence limit on  $a_2$  alone at this level of confidence. (ii) Ditto the band between  $B$  and  $B'$  at the 90 percent confidence level. (iii) The dashed ellipse, labeled by  $\Delta\chi^2 = 2.30$ , contains 68.3 percent of the probability distribution, so it is a confidence region for  $a_1$  and  $a_2$  jointly, at this level of confidence.

### Confidence Limits from Singular Value Decomposition

When you have obtained your  $\chi^2$  fit by singular value decomposition (§15.4), the information about the fit's formal errors comes packaged in a somewhat different, but generally more convenient, form. The columns of the matrix  $\mathbf{V}$  are an orthonormal set of  $M$  vectors that are the principal axes of the  $\Delta\chi^2 = \text{constant}$  ellipsoids. We denote the columns as  $\mathbf{V}_{(1)} \dots \mathbf{V}_{(M)}$ . The lengths of those axes are inversely proportional to the corresponding singular values  $w_1 \dots w_M$ ; see Figure 15.6.5. The boundaries of the ellipsoids are thus given by

$$\Delta\chi^2 = w_1^2(\mathbf{V}_{(1)} \cdot \delta\mathbf{a})^2 + \dots + w_M^2(\mathbf{V}_{(M)} \cdot \delta\mathbf{a})^2 \quad (15.6.8)$$

which is the justification for writing equation (15.4.18) above. Keep in mind that it is *much* easier to plot an ellipsoid given a list of its vector principal axes, than given its matrix quadratic form!

The formula for the covariance matrix  $[C]$  in terms of the columns  $\mathbf{V}_{(i)}$  is

$$[C] = \sum_{i=1}^M \frac{1}{w_i^2} \mathbf{V}_{(i)} \otimes \mathbf{V}_{(i)} \quad (15.6.9)$$

or, in components,

$$C_{jk} = \sum_{i=1}^M \frac{1}{w_i^2} V_{ji} V_{ki} \quad (15.6.10)$$

## CITED REFERENCES AND FURTHER READING:

- Efron, B. 1982, *The Jackknife, the Bootstrap, and Other Resampling Plans* (Philadelphia: S.I.A.M.). [1]  
 Efron, B., and Tibshirani, R. 1986, *Statistical Science* vol. 1, pp. 54–77. [2]  
 Avni, Y. 1976, *Astrophysical Journal*, vol. 210, pp. 642–646. [3]  
 Lampton, M., Margon, M., and Bowyer, S. 1976, *Astrophysical Journal*, vol. 208, pp. 177–190.  
 Brownlee, K.A. 1965, *Statistical Theory and Methodology*, 2nd ed. (New York: Wiley).  
 Martin, B.R. 1971, *Statistics for Physicists* (New York: Academic Press).

## 15.7 Robust Estimation

The concept of *robustness* has been mentioned in passing several times already. In §14.1 we noted that the median was a more robust estimator of central value than the mean; in §14.6 it was mentioned that rank correlation is more robust than linear correlation. The concept of outlier points as exceptions to a Gaussian model for experimental error was discussed in §15.1.

The term “robust” was coined in statistics by G.E.P. Box in 1953. Various definitions of greater or lesser mathematical rigor are possible for the term, but in general, referring to a statistical estimator, it means “insensitive to small departures from the idealized assumptions for which the estimator is optimized.” [1,2] The word “small” can have two different interpretations, both important: either fractionally small departures for all data points, or else fractionally large departures for a small number of data points. It is the latter interpretation, leading to the notion of outlier points, that is generally the most stressful for statistical procedures.

Statisticians have developed various sorts of robust statistical estimators. Many, if not most, can be grouped in one of three categories.

*M-estimates* follow from maximum-likelihood arguments very much as equations (15.1.5) and (15.1.7) followed from equation (15.1.3). *M-estimates* are usually the most relevant class for model-fitting, that is, estimation of parameters. We therefore consider these estimates in some detail below.

*L-estimates* are “linear combinations of order statistics.” These are most applicable to estimations of central value and central tendency, though they can occasionally be applied to some problems in estimation of parameters. Two “typical” *L-estimates* will give you the general idea. They are (i) the median, and (ii) *Tukey’s trimean*, defined as the weighted average of the first, second, and third quartile points in a distribution, with weights 1/4, 1/2, and 1/4, respectively.

*R-estimates* are estimates based on rank tests. For example, the equality or inequality of two distributions can be estimated by the *Wilcoxon test* of computing the mean rank of one distribution in a combined sample of both distributions. The Kolmogorov-Smirnov statistic (equation 14.3.6) and the Spearman rank-order

$$C_{jk} = \sum_{i=1}^M \frac{1}{w_i^2} V_{ji} V_{ki} \quad (15.6.10)$$

## CITED REFERENCES AND FURTHER READING:

- Efron, B. 1982, *The Jackknife, the Bootstrap, and Other Resampling Plans* (Philadelphia: S.I.A.M.). [1]  
 Efron, B., and Tibshirani, R. 1986, *Statistical Science* vol. 1, pp. 54–77. [2]  
 Avni, Y. 1976, *Astrophysical Journal*, vol. 210, pp. 642–646. [3]  
 Lampton, M., Margon, M., and Bowyer, S. 1976, *Astrophysical Journal*, vol. 208, pp. 177–190.  
 Brownlee, K.A. 1965, *Statistical Theory and Methodology*, 2nd ed. (New York: Wiley).  
 Martin, B.R. 1971, *Statistics for Physicists* (New York: Academic Press).

## 15.7 Robust Estimation

The concept of *robustness* has been mentioned in passing several times already. In §14.1 we noted that the median was a more robust estimator of central value than the mean; in §14.6 it was mentioned that rank correlation is more robust than linear correlation. The concept of outlier points as exceptions to a Gaussian model for experimental error was discussed in §15.1.

The term “robust” was coined in statistics by G.E.P. Box in 1953. Various definitions of greater or lesser mathematical rigor are possible for the term, but in general, referring to a statistical estimator, it means “insensitive to small departures from the idealized assumptions for which the estimator is optimized.” [1,2] The word “small” can have two different interpretations, both important: either fractionally small departures for all data points, or else fractionally large departures for a small number of data points. It is the latter interpretation, leading to the notion of outlier points, that is generally the most stressful for statistical procedures.

Statisticians have developed various sorts of robust statistical estimators. Many, if not most, can be grouped in one of three categories.

*M-estimates* follow from maximum-likelihood arguments very much as equations (15.1.5) and (15.1.7) followed from equation (15.1.3). *M-estimates* are usually the most relevant class for model-fitting, that is, estimation of parameters. We therefore consider these estimates in some detail below.

*L-estimates* are “linear combinations of order statistics.” These are most applicable to estimations of central value and central tendency, though they can occasionally be applied to some problems in estimation of parameters. Two “typical” *L-estimates* will give you the general idea. They are (i) the median, and (ii) *Tukey’s trimean*, defined as the weighted average of the first, second, and third quartile points in a distribution, with weights 1/4, 1/2, and 1/4, respectively.

*R-estimates* are estimates based on rank tests. For example, the equality or inequality of two distributions can be estimated by the *Wilcoxon test* of computing the mean rank of one distribution in a combined sample of both distributions. The Kolmogorov-Smirnov statistic (equation 14.3.6) and the Spearman rank-order

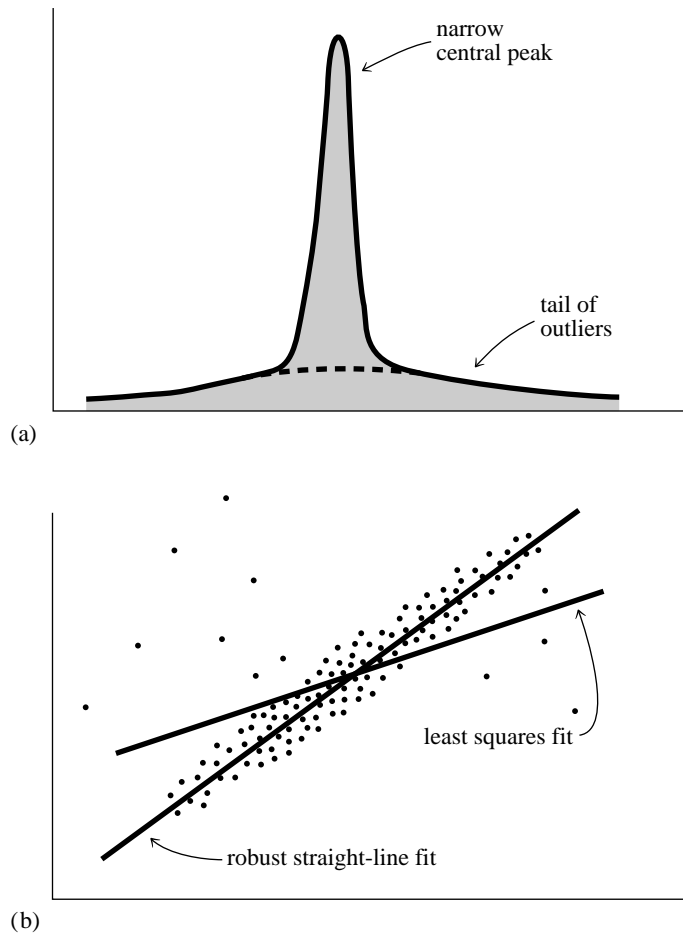


Figure 15.7.1. Examples where robust statistical methods are desirable: (a) A one-dimensional distribution with a tail of outliers; statistical fluctuations in these outliers can prevent accurate determination of the position of the central peak. (b) A distribution in two dimensions fitted to a straight line; non-robust techniques such as least-squares fitting can have undesired sensitivity to outlying points.

correlation coefficient (14.6.1) are R-estimates in essence, if not always by formal definition.

Some other kinds of robust techniques, coming from the fields of optimal control and filtering rather than from the field of mathematical statistics, are mentioned at the end of this section. Some examples where robust statistical methods are desirable are shown in Figure 15.7.1.

### Estimation of Parameters by Local $M$ -Estimates

Suppose we know that our measurement errors are not normally distributed. Then, in deriving a maximum-likelihood formula for the estimated parameters  $\mathbf{a}$  in a model  $y(x; \mathbf{a})$ , we would write instead of equation (15.1.3)

$$P = \prod_{i=1}^N \{ \exp[-\rho(y_i, y\{x_i; \mathbf{a}\})] \Delta y \} \quad (15.7.1)$$

where the function  $\rho$  is the negative logarithm of the probability density. Taking the logarithm of (15.7.1) analogously with (15.1.4), we find that we want to minimize the expression

$$\sum_{i=1}^N \rho(y_i, y \{x_i; \mathbf{a}\}) \tag{15.7.2}$$

Very often, it is the case that the function  $\rho$  depends not independently on its two arguments, measured  $y_i$  and predicted  $y(x_i)$ , but only on their difference, at least if scaled by some weight factors  $\sigma_i$  which we are able to assign to each point. In this case the M-estimate is said to be *local*, and we can replace (15.7.2) by the prescription

$$\text{minimize over } \mathbf{a} \quad \sum_{i=1}^N \rho \left( \frac{y_i - y(x_i; \mathbf{a})}{\sigma_i} \right) \tag{15.7.3}$$

where the function  $\rho(z)$  is a function of a single variable  $z \equiv [y_i - y(x_i)]/\sigma_i$ .

If we now define the derivative of  $\rho(z)$  to be a function  $\psi(z)$ ,

$$\psi(z) \equiv \frac{d\rho(z)}{dz} \tag{15.7.4}$$

then the generalization of (15.1.7) to the case of a general M-estimate is

$$0 = \sum_{i=1}^N \frac{1}{\sigma_i} \psi \left( \frac{y_i - y(x_i)}{\sigma_i} \right) \left( \frac{\partial y(x_i; \mathbf{a})}{\partial a_k} \right) \quad k = 1, \dots, M \tag{15.7.5}$$

If you compare (15.7.3) to (15.1.3), and (15.7.5) to (15.1.7), you see at once that the specialization for normally distributed errors is

$$\rho(z) = \frac{1}{2} z^2 \quad \psi(z) = z \quad (\text{normal}) \tag{15.7.6}$$

If the errors are distributed as a *double* or *two-sided exponential*, namely

$$\text{Prob} \{y_i - y(x_i)\} \sim \exp \left( - \left| \frac{y_i - y(x_i)}{\sigma_i} \right| \right) \tag{15.7.7}$$

then, by contrast,

$$\rho(x) = |z| \quad \psi(z) = \text{sgn}(z) \quad (\text{double exponential}) \tag{15.7.8}$$

Comparing to equation (15.7.3), we see that in this case the maximum likelihood estimator is obtained by minimizing the *mean absolute deviation*, rather than the mean square deviation. Here the tails of the distribution, although exponentially decreasing, are asymptotically much larger than any corresponding Gaussian.

A distribution with even more extensive — therefore sometimes even more realistic — tails is the *Cauchy* or *Lorentzian* distribution,

$$\text{Prob} \{y_i - y(x_i)\} \sim \frac{1}{1 + \frac{1}{2} \left( \frac{y_i - y(x_i)}{\sigma_i} \right)^2} \tag{15.7.9}$$

Sample page from NUMERICAL RECIPES IN C: THE ART OF SCIENTIFIC COMPUTING (ISBN 0-521-43108-5)  
 Copyright (C) 1988-1992 by Cambridge University Press. Programs Copyright (C) 1988-1992 by Numerical Recipes Software.  
 Permission is granted for internet users to make one paper copy for their own personal use. Further reproduction, or any copying of machine-readable files (including this one), to any server computer, is strictly prohibited. To order Numerical Recipes books or CDROMs, visit website <http://www.nr.com> or call 1-800-872-7423 (North America only), or send email to [directcustserv@cambridge.org](mailto:directcustserv@cambridge.org) (outside North America).

This implies

$$\rho(z) = \log\left(1 + \frac{1}{2}z^2\right) \quad \psi(z) = \frac{z}{1 + \frac{1}{2}z^2} \quad (\text{Lorentzian}) \quad (15.7.10)$$

Notice that the  $\psi$  function occurs as a weighting function in the generalized normal equations (15.7.5). For normally distributed errors, equation (15.7.6) says that the more deviant the points, the greater the weight. By contrast, when tails are somewhat more prominent, as in (15.7.7), then (15.7.8) says that all deviant points get the same relative weight, with only the sign information used. Finally, when the tails are even larger, (15.7.10) says the  $\psi$  increases with deviation, then starts *decreasing*, so that very deviant points — the true outliers — are not counted at all in the estimation of the parameters.

This general idea, that the weight given individual points should first increase with deviation, then decrease, motivates some additional prescriptions for  $\psi$  which do not especially correspond to standard, textbook probability distributions. Two examples are

*Andrew's sine*

$$\psi(z) = \begin{cases} \sin(z/c) & |z| < c\pi \\ 0 & |z| > c\pi \end{cases} \quad (15.7.11)$$

If the measurement errors happen to be normal after all, with standard deviations  $\sigma_i$ , then it can be shown that the optimal value for the constant  $c$  is  $c = 2.1$ .

*Tukey's biweight*

$$\psi(z) = \begin{cases} z(1 - z^2/c^2)^2 & |z| < c \\ 0 & |z| > c \end{cases} \quad (15.7.12)$$

where the optimal value of  $c$  for normal errors is  $c = 6.0$ .

### **Numerical Calculation of M-Estimates**

To fit a model by means of an M-estimate, you first decide which M-estimate you want, that is, which matching pair  $\rho$ ,  $\psi$  you want to use. We rather like (15.7.8) or (15.7.10).

You then have to make an unpleasant choice between two fairly difficult problems. Either find the solution of the nonlinear set of  $M$  equations (15.7.5), or else minimize the single function in  $M$  variables (15.7.3).

Notice that the function (15.7.8) has a discontinuous  $\psi$ , and a discontinuous derivative for  $\rho$ . Such discontinuities frequently wreak havoc on both general nonlinear equation solvers and general function minimizing routines. You might now think of rejecting (15.7.8) in favor of (15.7.10), which is smoother. However, you will find that the latter choice is also bad news for many general equation solving or minimization routines: small changes in the fitted parameters can drive  $\psi(z)$  off its peak into one or the other of its asymptotically small regimes. Therefore, different terms in the equation spring into or out of action (almost as bad as analytic discontinuities).

Don't despair. If your computer budget (or, for personal computers, patience) is up to it, this is an excellent application for the downhill simplex minimization

algorithm exemplified in `amoeba` §10.4 or `amebsa` in §10.9. Those algorithms make no assumptions about continuity; they just ooze downhill and will work for virtually any sane choice of the function  $\rho$ .

It is very much to your (financial) advantage to find good starting values, however. Often this is done by first fitting the model by the standard  $\chi^2$  (nonrobust) techniques, e.g., as described in §15.4 or §15.5. The fitted parameters thus obtained are then used as starting values in `amoeba`, now using the robust choice of  $\rho$  and minimizing the expression (15.7.3).

### Fitting a Line by Minimizing Absolute Deviation

Occasionally there is a special case that happens to be much easier than is suggested by the general strategy outlined above. The case of equations (15.7.7)–(15.7.8), when the model is a simple straight line

$$y(x; a, b) = a + bx \quad (15.7.13)$$

and where the weights  $\sigma_i$  are all equal, happens to be such a case. The problem is precisely the robust version of the problem posed in equation (15.2.1) above, namely fit a straight line through a set of data points. The merit function to be minimized is

$$\sum_{i=1}^N |y_i - a - bx_i| \quad (15.7.14)$$

rather than the  $\chi^2$  given by equation (15.2.2).

The key simplification is based on the following fact: The median  $c_M$  of a set of numbers  $c_i$  is also that value which minimizes the sum of the absolute deviations

$$\sum_i |c_i - c_M|$$

(Proof: Differentiate the above expression with respect to  $c_M$  and set it to zero.)

It follows that, for fixed  $b$ , the value of  $a$  that minimizes (15.7.14) is

$$a = \text{median} \{y_i - bx_i\} \quad (15.7.15)$$

Equation (15.7.5) for the parameter  $b$  is

$$0 = \sum_{i=1}^N x_i \text{sgn}(y_i - a - bx_i) \quad (15.7.16)$$

(where  $\text{sgn}(0)$  is to be interpreted as zero). If we replace  $a$  in this equation by the implied function  $a(b)$  of (15.7.15), then we are left with an equation in a single variable which can be solved by bracketing and bisection, as described in §9.1. (In fact, it is dangerous to use any fancier method of root-finding, because of the discontinuities in equation 15.7.16.)

Here is a routine that does all this. It calls `select` (§8.5) to find the median. The bracketing and bisection are built in to the routine, as is the  $\chi^2$  solution that generates the initial guesses for  $a$  and  $b$ . Notice that the evaluation of the right-hand side of (15.7.16) occurs in the function `rofunc`, with communication via global (top-level) variables.

```

#include <math.h>
#include "nrutil.h"
int ndatat;
float *xt,*yt,aa,abdevt;

void medfit(float x[], float y[], int ndata, float *a, float *b, float *abdev)
Fits  $y = a + bx$  by the criterion of least absolute deviations. The arrays x[1..ndata] and
y[1..ndata] are the input experimental points. The fitted parameters a and b are output,
along with abdev, which is the mean absolute deviation (in y) of the experimental points from
the fitted line. This routine uses the routine rofunc, with communication via global variables.
{
    float rofunc(float b);
    int j;
    float bb,b1,b2,del,f,f1,f2,sigb,temp;
    float sx=0.0,sy=0.0,sxy=0.0,sxx=0.0,chisq=0.0;

    ndatat=ndata;
    xt=x;
    yt=y;
    for (j=1;j<=ndata;j++) {           As a first guess for a and b, we will find the
        sx += x[j];                   least-squares fitting line.
        sy += y[j];
        sxy += x[j]*y[j];
        sxx += x[j]*x[j];
    }
    del=ndata*sxx-sx*sx;
    aa=(sxx*sy-sx*sxy)/del;           Least-squares solutions.
    bb=(ndata*sxy-sx*sy)/del;
    for (j=1;j<=ndata;j++)
        chisq += (temp=y[j]-(aa+bb*x[j]),temp*temp);
    sigb=sqrt(chisq/del);           The standard deviation will give some idea of
    b1=bb;                          how big an iteration step to take.
    f1=rofunc(b1);
    if (sigb > 0.0) {
        b2=bb+SIGN(3.0*sigb,f1);
        Guess bracket as 3- $\sigma$  away, in the downhill direction known from f1.
        f2=rofunc(b2);
        if (b2 == b1) {
            *a=aa;
            *b=bb;
            *abdev=abdevt/ndata;
            return;
        }
        while (f1*f2 > 0.0) {         Bracketing.
            bb=b2+1.6*(b2-b1);
            b1=b2;
            f1=f2;
            b2=bb;
            f2=rofunc(b2);
        }
        sigb=0.01*sigb;           Refine until error a negligible number of standard
        while (fabs(b2-b1) > sigb) { deviations.
            bb=b1+0.5*(b2-b1);     Bisection.
            if (bb == b1 || bb == b2) break;
            f=rofunc(bb);
            if (f*f1 >= 0.0) {
                f1=f;
                b1=bb;
            } else {
                f2=f;
                b2=bb;
            }
        }
    }
}

```

Sample page from NUMERICAL RECIPES IN C: THE ART OF SCIENTIFIC COMPUTING (ISBN 0-521-43108-5)  
 Copyright (C) 1988-1992 by Cambridge University Press. Programs Copyright (C) 1988-1992 by Numerical Recipes Software.  
 Permission is granted for internet users to make one paper copy for their own personal use. Further reproduction, or any copying of machine-readable files (including this one), to any server computer, is strictly prohibited. To order Numerical Recipes books or CDROMs, visit website <http://www.nr.com> or call 1-800-872-7423 (North America only), or send email to [directcustserv@cambridge.org](mailto:directcustserv@cambridge.org) (outside North America).



```

    *a=aa;
    *b=bb;
    *abdev=abdevt/ndatat;
}

#include <math.h>
#include "nrutil.h"
#define EPS 1.0e-7

extern int ndatat;           Defined in medfit.
extern float *xt,*yt,aa,abdevt;

float rofunc(float b)
Evaluates the right-hand side of equation (15.7.16) for a given value of b. Communication with
the routine medfit is through global variables.
{
    float select(unsigned long k, unsigned long n, float arr[]);
    int j;
    float *arr,d,sum=0.0;

    arr=vector(1,ndatat);
    for (j=1;j<=ndatat;j++) arr[j]=yt[j]-b*xt[j];
    if (ndatat & 1) {
        aa=select((ndatat+1)>>1,ndatat,arr);
    }
    else {
        j=ndatat >> 1;
        aa=0.5*(select(j,ndatat,arr)+select(j+1,ndatat,arr));
    }
    abdevt=0.0;
    for (j=1;j<=ndatat;j++) {
        d=yt[j]-(b*xt[j]+aa);
        abdevt += fabs(d);
        if (yt[j] != 0.0) d /= fabs(yt[j]);
        if (fabs(d) > EPS) sum += (d >= 0.0 ? xt[j] : -xt[j]);
    }
    free_vector(arr,1,ndatat);
    return sum;
}

```

## Other Robust Techniques

Sometimes you may have *a priori* knowledge about the probable values and probable uncertainties of some parameters that you are trying to estimate from a data set. In such cases you may want to perform a fit that takes this advance information properly into account, neither completely freezing a parameter at a predetermined value (as in `lf` §15.4) nor completely leaving it to be determined by the data set. The formalism for doing this is called “use of *a priori* covariances.”

A related problem occurs in signal processing and control theory, where it is sometimes desired to “track” (i.e., maintain an estimate of) a time-varying signal in the presence of noise. If the signal is known to be characterized by some number of parameters that vary only slowly, then the formalism of *Kalman filtering* tells how the incoming, raw measurements of the signal should be processed to produce best parameter estimates as a function of time. For example, if the signal is a frequency-modulated sine wave, then the slowly varying parameter might be the instantaneous frequency. The Kalman filter for this case is called a *phase-locked loop* and is implemented in the circuitry of good radio receivers [3,4].

## CITED REFERENCES AND FURTHER READING:

- Huber, P.J. 1981, *Robust Statistics* (New York: Wiley). [1]  
Launer, R.L., and Wilkinson, G.N. (eds.) 1979, *Robustness in Statistics* (New York: Academic Press). [2]  
Bryson, A. E., and Ho, Y.C. 1969, *Applied Optimal Control* (Waltham, MA: Ginn). [3]  
Jazwinski, A. H. 1970, *Stochastic Processes and Filtering Theory* (New York: Academic Press). [4]

Sample page from NUMERICAL RECIPES IN C: THE ART OF SCIENTIFIC COMPUTING (ISBN 0-521-43108-5)  
Copyright (C) 1988-1992 by Cambridge University Press. Programs Copyright (C) 1988-1992 by Numerical Recipes Software.  
Permission is granted for internet users to make one paper copy for their own personal use. Further reproduction, or any copying of machine-readable files (including this one) to any server computer, is strictly prohibited. To order Numerical Recipes books or CDROMs, visit website <http://www.nr.com> or call 1-800-872-7423 (North America only), or send email to [directcustserv@cambridge.org](mailto:directcustserv@cambridge.org) (outside North America).

# Chapter 16. Integration of Ordinary Differential Equations

## 16.0 Introduction

Problems involving ordinary differential equations (ODEs) can always be reduced to the study of sets of first-order differential equations. For example the second-order equation

$$\frac{d^2y}{dx^2} + q(x)\frac{dy}{dx} = r(x) \quad (16.0.1)$$

can be rewritten as two first-order equations

$$\begin{aligned} \frac{dy}{dx} &= z(x) \\ \frac{dz}{dx} &= r(x) - q(x)z(x) \end{aligned} \quad (16.0.2)$$

where  $z$  is a new variable. This exemplifies the procedure for an arbitrary ODE. The usual choice for the new variables is to let them be just derivatives of each other (and of the original variable). Occasionally, it is useful to incorporate into their definition some other factors in the equation, or some powers of the independent variable, for the purpose of mitigating singular behavior that could result in overflows or increased roundoff error. Let common sense be your guide: If you find that the original variables are smooth in a solution, while your auxiliary variables are doing crazy things, then figure out why and choose different auxiliary variables.

The generic problem in ordinary differential equations is thus reduced to the study of a set of  $N$  coupled *first-order* differential equations for the functions  $y_i$ ,  $i = 1, 2, \dots, N$ , having the general form

$$\frac{dy_i(x)}{dx} = f_i(x, y_1, \dots, y_N), \quad i = 1, \dots, N \quad (16.0.3)$$

where the functions  $f_i$  on the right-hand side are known.

A problem involving ODEs is not completely specified by its equations. Even more crucial in determining how to attack the problem numerically is the nature of the problem's boundary conditions. Boundary conditions are algebraic conditions on the values of the functions  $y_i$  in (16.0.3). In general they can be satisfied at

discrete specified points, but do not hold between those points, i.e., are not preserved automatically by the differential equations. Boundary conditions can be as simple as requiring that certain variables have certain numerical values, or as complicated as a set of nonlinear algebraic equations among the variables.

Usually, it is the nature of the boundary conditions that determines which numerical methods will be feasible. Boundary conditions divide into two broad categories.

- In *initial value problems* all the  $y_i$  are given at some starting value  $x_s$ , and it is desired to find the  $y_i$ 's at some final point  $x_f$ , or at some discrete list of points (for example, at tabulated intervals).
- In *two-point boundary value problems*, on the other hand, boundary conditions are specified at more than one  $x$ . Typically, some of the conditions will be specified at  $x_s$  and the remainder at  $x_f$ .

This chapter will consider exclusively the initial value problem, deferring two-point boundary value problems, which are generally more difficult, to Chapter 17.

The underlying idea of any routine for solving the initial value problem is always this: Rewrite the  $dy$ 's and  $dx$ 's in (16.0.3) as finite steps  $\Delta y$  and  $\Delta x$ , and multiply the equations by  $\Delta x$ . This gives algebraic formulas for the change in the functions when the independent variable  $x$  is "stepped" by one "stepsize"  $\Delta x$ . In the limit of making the stepsize very small, a good approximation to the underlying differential equation is achieved. Literal implementation of this procedure results in *Euler's method* (16.1.1, below), which is, however, *not* recommended for any practical use. Euler's method is conceptually important, however; one way or another, practical methods all come down to this same idea: Add small increments to your functions corresponding to derivatives (right-hand sides of the equations) multiplied by stepsizes.

In this chapter we consider three major types of practical numerical methods for solving initial value problems for ODEs:

- Runge-Kutta methods
- Richardson extrapolation and its particular implementation as the Bulirsch-Stoer method
- predictor-corrector methods.

A brief description of each of these types follows.

1. *Runge-Kutta* methods propagate a solution over an interval by combining the information from several Euler-style steps (each involving one evaluation of the right-hand  $f$ 's), and then using the information obtained to match a Taylor series expansion up to some higher order.

2. *Richardson extrapolation* uses the powerful idea of extrapolating a computed result to the value that *would* have been obtained if the stepsize had been very much smaller than it actually was. In particular, extrapolation to zero stepsize is the desired goal. The first practical ODE integrator that implemented this idea was developed by Bulirsch and Stoer, and so extrapolation methods are often called Bulirsch-Stoer methods.

3. *Predictor-corrector* methods store the solution along the way, and use those results to extrapolate the solution one step advanced; they then correct the extrapolation using derivative information at the new point. These are best for very smooth functions.

Runge-Kutta is what you use when (i) you don't know any better, or (ii) you have an intransigent problem where Bulirsch-Stoer is failing, or (iii) you have a trivial

problem where computational efficiency is of no concern. Runge-Kutta succeeds virtually always; but it is not usually fastest, except when evaluating  $f_i$  is cheap and moderate accuracy ( $\lesssim 10^{-5}$ ) is required. Predictor-corrector methods, since they use past information, are somewhat more difficult to start up, but, for many smooth problems, they are computationally more efficient than Runge-Kutta. In recent years Bulirsch-Stoer has been replacing predictor-corrector in many applications, but it is too soon to say that predictor-corrector is dominated in all cases. However, it appears that only rather sophisticated predictor-corrector routines are competitive. Accordingly, we have chosen *not* to give an implementation of predictor-corrector in this book. We discuss predictor-corrector further in §16.7, so that you can use a canned routine should you encounter a suitable problem. In our experience, the relatively simple Runge-Kutta and Bulirsch-Stoer routines we give are adequate for most problems.

Each of the three types of methods can be organized to monitor internal consistency. This allows numerical errors which are inevitably introduced into the solution to be controlled by automatic, (*adaptive*) changing of the fundamental stepsize. We always recommend that adaptive stepsize control be implemented, and we will do so below.

In general, all three types of methods can be applied to any initial value problem. Each comes with its own set of debits and credits that must be understood before it is used.

We have organized the routines in this chapter into three nested levels. The lowest or “nitty-gritty” level is the piece we call the *algorithm* routine. This implements the basic formulas of the method, starts with dependent variables  $y_i$  at  $x$ , and calculates new values of the dependent variables at the value  $x + h$ . The algorithm routine also yields up some information about the quality of the solution after the step. The routine is dumb, however, and it is unable to make any adaptive decision about whether the solution is of acceptable quality or not.

That quality-control decision we encode in a *stepper* routine. The stepper routine calls the algorithm routine. It may reject the result, set a smaller stepsize, and call the algorithm routine again, until compatibility with a predetermined accuracy criterion has been achieved. The stepper’s fundamental task is to take the largest stepsize consistent with specified performance. Only when this is accomplished does the true power of an algorithm come to light.

Above the stepper is the *driver* routine, which starts and stops the integration, stores intermediate results, and generally acts as an interface with the user. There is nothing at all canonical about our driver routines. You should consider them to be examples, and you can customize them for your particular application.

Of the routines that follow, *rk4*, *rkck*, *mmid*, *stoerm*, and *simpr* are algorithm routines; *rkqs*, *bsstep*, *stiff*, and *stifbs* are steppers; *rkdumb* and *odeint* are drivers.

Section 16.6 of this chapter treats the subject of *stiff equations*, relevant both to ordinary differential equations and also to partial differential equations (Chapter 19).

## CITED REFERENCES AND FURTHER READING:

- Gear, C.W. 1971, *Numerical Initial Value Problems in Ordinary Differential Equations* (Englewood Cliffs, NJ: Prentice-Hall).
- Acton, F.S. 1970, *Numerical Methods That Work*; 1990, corrected edition (Washington: Mathematical Association of America), Chapter 5.
- Stoer, J., and Bulirsch, R. 1980, *Introduction to Numerical Analysis* (New York: Springer-Verlag), Chapter 7.
- Lambert, J. 1973, *Computational Methods in Ordinary Differential Equations* (New York: Wiley).
- Lapidus, L., and Seinfeld, J. 1971, *Numerical Solution of Ordinary Differential Equations* (New York: Academic Press).

## 16.1 Runge-Kutta Method

The formula for the Euler method is

$$y_{n+1} = y_n + hf(x_n, y_n) \quad (16.1.1)$$

which advances a solution from  $x_n$  to  $x_{n+1} \equiv x_n + h$ . The formula is unsymmetrical: It advances the solution through an interval  $h$ , but uses derivative information only at the beginning of that interval (see Figure 16.1.1). That means (and you can verify by expansion in power series) that the step's error is only one power of  $h$  smaller than the correction, i.e.  $O(h^2)$  added to (16.1.1).

There are several reasons that Euler's method is not recommended for practical use, among them, (i) the method is not very accurate when compared to other, fancier, methods run at the equivalent stepsize, and (ii) neither is it very stable (see §16.6 below).

Consider, however, the use of a step like (16.1.1) to take a "trial" step to the midpoint of the interval. Then use the value of both  $x$  and  $y$  at that midpoint to compute the "real" step across the whole interval. Figure 16.1.2 illustrates the idea. In equations,

$$\begin{aligned} k_1 &= hf(x_n, y_n) \\ k_2 &= hf\left(x_n + \frac{1}{2}h, y_n + \frac{1}{2}k_1\right) \\ y_{n+1} &= y_n + k_2 + O(h^3) \end{aligned} \quad (16.1.2)$$

As indicated in the error term, this symmetrization cancels out the first-order error term, making the method *second order*. [A method is conventionally called  $n$ th order if its error term is  $O(h^{n+1})$ .] In fact, (16.1.2) is called the *second-order Runge-Kutta* or *midpoint* method.

We needn't stop there. There are many ways to evaluate the right-hand side  $f(x, y)$  that all agree to first order, but that have different coefficients of higher-order error terms. Adding up the right combination of these, we can eliminate the error terms order by order. That is the basic idea of the Runge-Kutta method. Abramowitz and Stegun [1], and Gear [2], give various specific formulas that derive from this basic

## CITED REFERENCES AND FURTHER READING:

- Gear, C.W. 1971, *Numerical Initial Value Problems in Ordinary Differential Equations* (Englewood Cliffs, NJ: Prentice-Hall).
- Acton, F.S. 1970, *Numerical Methods That Work*; 1990, corrected edition (Washington: Mathematical Association of America), Chapter 5.
- Stoer, J., and Bulirsch, R. 1980, *Introduction to Numerical Analysis* (New York: Springer-Verlag), Chapter 7.
- Lambert, J. 1973, *Computational Methods in Ordinary Differential Equations* (New York: Wiley).
- Lapidus, L., and Seinfeld, J. 1971, *Numerical Solution of Ordinary Differential Equations* (New York: Academic Press).

## 16.1 Runge-Kutta Method

The formula for the Euler method is

$$y_{n+1} = y_n + hf(x_n, y_n) \quad (16.1.1)$$

which advances a solution from  $x_n$  to  $x_{n+1} \equiv x_n + h$ . The formula is unsymmetrical: It advances the solution through an interval  $h$ , but uses derivative information only at the beginning of that interval (see Figure 16.1.1). That means (and you can verify by expansion in power series) that the step's error is only one power of  $h$  smaller than the correction, i.e.  $O(h^2)$  added to (16.1.1).

There are several reasons that Euler's method is not recommended for practical use, among them, (i) the method is not very accurate when compared to other, fancier, methods run at the equivalent stepsize, and (ii) neither is it very stable (see §16.6 below).

Consider, however, the use of a step like (16.1.1) to take a "trial" step to the midpoint of the interval. Then use the value of both  $x$  and  $y$  at that midpoint to compute the "real" step across the whole interval. Figure 16.1.2 illustrates the idea. In equations,

$$\begin{aligned} k_1 &= hf(x_n, y_n) \\ k_2 &= hf\left(x_n + \frac{1}{2}h, y_n + \frac{1}{2}k_1\right) \\ y_{n+1} &= y_n + k_2 + O(h^3) \end{aligned} \quad (16.1.2)$$

As indicated in the error term, this symmetrization cancels out the first-order error term, making the method *second order*. [A method is conventionally called  $n$ th order if its error term is  $O(h^{n+1})$ .] In fact, (16.1.2) is called the *second-order Runge-Kutta* or *midpoint* method.

We needn't stop there. There are many ways to evaluate the right-hand side  $f(x, y)$  that all agree to first order, but that have different coefficients of higher-order error terms. Adding up the right combination of these, we can eliminate the error terms order by order. That is the basic idea of the Runge-Kutta method. Abramowitz and Stegun [1], and Gear [2], give various specific formulas that derive from this basic

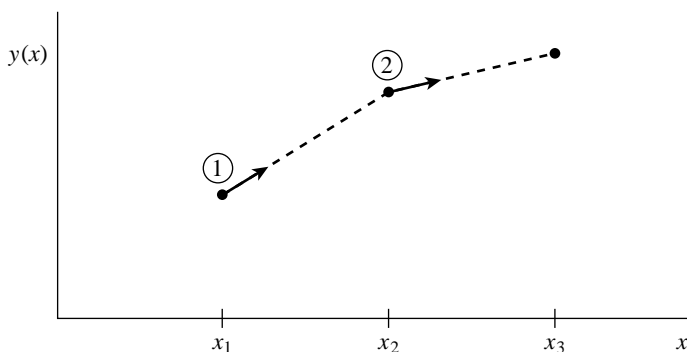


Figure 16.1.1. Euler's method. In this simplest (and least accurate) method for integrating an ODE, the derivative at the starting point of each interval is extrapolated to find the next function value. The method has first-order accuracy.

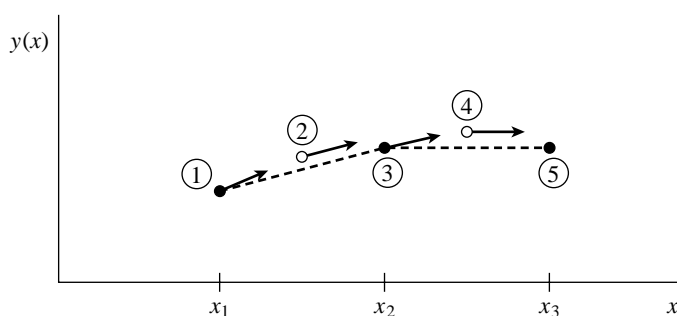


Figure 16.1.2. Midpoint method. Second-order accuracy is obtained by using the initial derivative at each step to find a point halfway across the interval, then using the midpoint derivative across the full width of the interval. In the figure, filled dots represent final function values, while open dots represent function values that are discarded once their derivatives have been calculated and used.

idea. By far the most often used is the classical *fourth-order Runge-Kutta formula*, which has a certain sleekness of organization about it:

$$\begin{aligned}
 k_1 &= hf(x_n, y_n) \\
 k_2 &= hf\left(x_n + \frac{h}{2}, y_n + \frac{k_1}{2}\right) \\
 k_3 &= hf\left(x_n + \frac{h}{2}, y_n + \frac{k_2}{2}\right) \\
 k_4 &= hf(x_n + h, y_n + k_3) \\
 y_{n+1} &= y_n + \frac{k_1}{6} + \frac{k_2}{3} + \frac{k_3}{3} + \frac{k_4}{6} + O(h^5)
 \end{aligned} \tag{16.1.3}$$

The fourth-order Runge-Kutta method requires four evaluations of the right-hand side per step  $h$  (see Figure 16.1.3). This will be superior to the midpoint method (16.1.2) if at least twice as large a step is possible with (16.1.3) for the same accuracy. Is that so? The answer is: often, perhaps even usually, but surely not always! This takes us back to a central theme, namely that *high order* does not always mean *high accuracy*. The statement “fourth-order Runge-Kutta is generally superior to second-order” is a true one, but you should recognize it as a statement about the



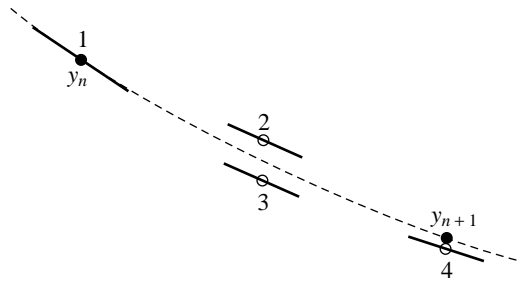


Figure 16.1.3. Fourth-order Runge-Kutta method. In each step the derivative is evaluated four times: once at the initial point, twice at trial midpoints, and once at a trial endpoint. From these derivatives the final function value (shown as a filled dot) is calculated. (See text for details.)

contemporary practice of science rather than as a statement about strict mathematics. That is, it reflects the nature of the problems that contemporary scientists like to solve.

For many scientific users, fourth-order Runge-Kutta is not just the first word on ODE integrators, but the last word as well. In fact, you can get pretty far on this old workhorse, especially if you combine it with an adaptive stepsize algorithm. Keep in mind, however, that the old workhorse's last trip may well be to take you to the poorhouse: Bulirsch-Stoer or predictor-corrector methods can be very much more efficient for problems where very high accuracy is a requirement. Those methods are the high-strung racehorses. Runge-Kutta is for ploughing the fields. However, even the old workhorse is more nimble with new horseshoes. In §16.2 we will give a modern implementation of a Runge-Kutta method that is quite competitive as long as very high accuracy is not required. An excellent discussion of the pitfalls in constructing a good Runge-Kutta code is given in [3].

Here is the routine for carrying out one classical Runge-Kutta step on a set of  $n$  differential equations. You input the values of the independent variables, and you get out new values which are stepped by a stepsize  $h$  (which can be positive or negative). You will notice that the routine requires you to supply not only function `derivs` for calculating the right-hand side, but also values of the derivatives at the starting point. Why not let the routine call `derivs` for this first value? The answer will become clear only in the next section, but in brief is this: This call may not be your only one with these starting conditions. You may have taken a previous step with too large a stepsize, and this is your replacement. In that case, you do not want to call `derivs` unnecessarily at the start. Note that the routine that follows has, therefore, only three calls to `derivs`.

```
#include "nrutil.h"
```

```
void rk4(float y[], float dydx[], int n, float x, float h, float yout[],
        void (*derivs)(float, float [], float []))
```

Given values for the variables  $y[1..n]$  and their derivatives  $dydx[1..n]$  known at  $x$ , use the fourth-order Runge-Kutta method to advance the solution over an interval  $h$  and return the incremented variables as  $yout[1..n]$ , which need not be a distinct array from  $y$ . The user supplies the routine `derivs(x,y,dydx)`, which returns derivatives  $dydx$  at  $x$ .

```
{
    int i;
    float xh,hh,h6,*dym,*dyt,*yt;

    dym=vector(1,n);
    dyt=vector(1,n);
```

```

yt=vector(1,n);
hh=h*0.5;
h6=h/6.0;
xh=x+hh;
for (i=1;i<=n;i++) yt[i]=y[i]+hh*dydx[i];      First step.
(*derivs)(xh,yt,dyt);                          Second step.
for (i=1;i<=n;i++) yt[i]=y[i]+hh*dyt[i];
(*derivs)(xh,yt,dym);                          Third step.
for (i=1;i<=n;i++) {
    yt[i]=y[i]+h*dym[i];
    dym[i] += dyt[i];
}
(*derivs)(x+h,yt,dyt);                          Fourth step.
for (i=1;i<=n;i++) Accumulate increments with proper
    yout[i]=y[i]+h6*(dydx[i]+dyt[i]+2.0*dym[i]); weights.
free_vector(yt,1,n);
free_vector(dyt,1,n);
free_vector(dym,1,n);
}

```

The Runge-Kutta method treats every step in a sequence of steps in identical manner. Prior behavior of a solution is not used in its propagation. This is mathematically proper, since any point along the trajectory of an ordinary differential equation can serve as an initial point. The fact that all steps are treated identically also makes it easy to incorporate Runge-Kutta into relatively simple “driver” schemes.

We consider adaptive stepsize control, discussed in the next section, an essential for serious computing. Occasionally, however, you just want to tabulate a function at equally spaced intervals, and without particularly high accuracy. In the most common case, you want to produce a graph of the function. Then all you need may be a simple driver program that goes from an initial  $x_s$  to a final  $x_f$  in a specified number of steps. To check accuracy, double the number of steps, repeat the integration, and compare results. This approach surely does not minimize computer time, and it can fail for problems whose nature *requires* a variable stepsize, but it may well minimize user effort. On small problems, this may be the paramount consideration.

Here is such a driver, self-explanatory, which tabulates the integrated functions in the global arrays `*x` and `**y`; be sure to allocate memory for them with the routines `vector()` and `matrix()`, respectively.

```

#include "nrutil.h"

float **y,**xx;                                For communication back to main.

void rk4(float vstart[], int nvar, float x1, float x2, int nstep,
        void (*derivs)(float, float [], float []))
Starting from initial values vstart[1..nvar] known at x1 use fourth-order Runge-Kutta
to advance nstep equal increments to x2. The user-supplied routine derivs(x,v,dvdx)
evaluates derivatives. Results are stored in the global variables y[1..nvar][1..nstep+1]
and xx[1..nstep+1].
{
    void rk4(float y[], float dydx[], int n, float x, float h, float yout[],
        void (*derivs)(float, float [], float []));
    int i,k;
    float x,h;
    float *v,*vout,*dv;

    v=vector(1,nvar);
    vout=vector(1,nvar);

```

```

dv=vector(1,nvar);
for (i=1;i<=nvar;i++) {          Load starting values.
    v[i]=vstart[i];
    y[i][1]=v[i];
}
xx[1]=x1;
x=x1;
h=(x2-x1)/nstep;
for (k=1;k<=nstep;k++) {       Take nstep steps.
    (*derivs)(x,v,dv);
    rk4(v,dv,nvar,x,h,vout,derivs);
    if ((float)(x+h) == x) nrerror("Step size too small in routine rk4");
    x += h;
    xx[k+1]=x;                  Store intermediate steps.
    for (i=1;i<=nvar;i++) {
        v[i]=vout[i];
        y[i][k+1]=v[i];
    }
}
free_vector(dv,1,nvar);
free_vector(vout,1,nvar);
free_vector(v,1,nvar);
}

```

## CITED REFERENCES AND FURTHER READING:

- Abramowitz, M., and Stegun, I.A. 1964, *Handbook of Mathematical Functions*, Applied Mathematics Series, Volume 55 (Washington: National Bureau of Standards; reprinted 1968 by Dover Publications, New York), §25.5. [1]
- Gear, C.W. 1971, *Numerical Initial Value Problems in Ordinary Differential Equations* (Englewood Cliffs, NJ: Prentice-Hall), Chapter 2. [2]
- Shampine, L.F., and Watts, H.A. 1977, in *Mathematical Software III*, J.R. Rice, ed. (New York: Academic Press), pp. 257–275; 1979, *Applied Mathematics and Computation*, vol. 5, pp. 93–121. [3]
- Rice, J.R. 1983, *Numerical Methods, Software, and Analysis* (New York: McGraw-Hill), §9.2.

## 16.2 Adaptive Stepsize Control for Runge-Kutta

A good ODE integrator should exert some adaptive control over its own progress, making frequent changes in its stepsize. Usually the purpose of this adaptive stepsize control is to achieve some predetermined accuracy in the solution with minimum computational effort. Many small steps should tiptoe through treacherous terrain, while a few great strides should speed through smooth uninteresting countryside. The resulting gains in efficiency are not mere tens of percents or factors of two; they can sometimes be factors of ten, a hundred, or more. Sometimes accuracy may be demanded not directly in the solution itself, but in some related conserved quantity that can be monitored.

Implementation of adaptive stepsize control requires that the stepping algorithm signal information about its performance, most important, an estimate of its truncation error. In this section we will learn how such information can be obtained. Obviously,

```

dv=vector(1,nvar);
for (i=1;i<=nvar;i++) {          Load starting values.
    v[i]=vstart[i];
    y[i][1]=v[i];
}
xx[1]=x1;
x=x1;
h=(x2-x1)/nstep;
for (k=1;k<=nstep;k++) {       Take nstep steps.
    (*derivs)(x,v,dv);
    rk4(v,dv,nvar,x,h,vout,derivs);
    if ((float)(x+h) == x) nrerror("Step size too small in routine rk4");
    x += h;
    xx[k+1]=x;                  Store intermediate steps.
    for (i=1;i<=nvar;i++) {
        v[i]=vout[i];
        y[i][k+1]=v[i];
    }
}
free_vector(dv,1,nvar);
free_vector(vout,1,nvar);
free_vector(v,1,nvar);
}

```

## CITED REFERENCES AND FURTHER READING:

- Abramowitz, M., and Stegun, I.A. 1964, *Handbook of Mathematical Functions*, Applied Mathematics Series, Volume 55 (Washington: National Bureau of Standards; reprinted 1968 by Dover Publications, New York), §25.5. [1]
- Gear, C.W. 1971, *Numerical Initial Value Problems in Ordinary Differential Equations* (Englewood Cliffs, NJ: Prentice-Hall), Chapter 2. [2]
- Shampine, L.F., and Watts, H.A. 1977, in *Mathematical Software III*, J.R. Rice, ed. (New York: Academic Press), pp. 257–275; 1979, *Applied Mathematics and Computation*, vol. 5, pp. 93–121. [3]
- Rice, J.R. 1983, *Numerical Methods, Software, and Analysis* (New York: McGraw-Hill), §9.2.

## 16.2 Adaptive Stepsize Control for Runge-Kutta

A good ODE integrator should exert some adaptive control over its own progress, making frequent changes in its stepsize. Usually the purpose of this adaptive stepsize control is to achieve some predetermined accuracy in the solution with minimum computational effort. Many small steps should tiptoe through treacherous terrain, while a few great strides should speed through smooth uninteresting countryside. The resulting gains in efficiency are not mere tens of percents or factors of two; they can sometimes be factors of ten, a hundred, or more. Sometimes accuracy may be demanded not directly in the solution itself, but in some related conserved quantity that can be monitored.

Implementation of adaptive stepsize control requires that the stepping algorithm signal information about its performance, most important, an estimate of its truncation error. In this section we will learn how such information can be obtained. Obviously,

the calculation of this information will add to the computational overhead, but the investment will generally be repaid handsomely.

With fourth-order Runge-Kutta, the most straightforward technique by far is *step doubling* (see, e.g., [1]). We take each step twice, once as a full step, then, independently, as two half steps (see Figure 16.2.1). How much overhead is this, say in terms of the number of evaluations of the right-hand sides? Each of the three separate Runge-Kutta steps in the procedure requires 4 evaluations, but the single and double sequences share a starting point, so the total is 11. This is to be compared not to 4, but to 8 (the two half-steps), since — stepsize control aside — we are achieving the accuracy of the smaller (half) stepsize. The overhead cost is therefore a factor 1.375. What does it buy us?

Let us denote the exact solution for an advance from  $x$  to  $x + 2h$  by  $y(x + 2h)$  and the two approximate solutions by  $y_1$  (one step  $2h$ ) and  $y_2$  (2 steps each of size  $h$ ). Since the basic method is fourth order, the true solution and the two numerical approximations are related by

$$\begin{aligned} y(x + 2h) &= y_1 + (2h)^5 \phi + O(h^6) + \dots \\ y(x + 2h) &= y_2 + 2(h^5) \phi + O(h^6) + \dots \end{aligned} \quad (16.2.1)$$

where, to order  $h^5$ , the value  $\phi$  remains constant over the step. [Taylor series expansion tells us the  $\phi$  is a number whose order of magnitude is  $y^{(5)}(x)/5!$ .] The first expression in (16.2.1) involves  $(2h)^5$  since the stepsize is  $2h$ , while the second expression involves  $2(h^5)$  since the error on each step is  $h^5 \phi$ . The difference between the two numerical estimates is a convenient indicator of truncation error

$$\Delta \equiv y_2 - y_1 \quad (16.2.2)$$

It is this difference that we shall endeavor to keep to a desired degree of accuracy, neither too large nor too small. We do this by adjusting  $h$ .

It might also occur to you that, ignoring terms of order  $h^6$  and higher, we can solve the two equations in (16.2.1) to improve our numerical estimate of the true solution  $y(x + 2h)$ , namely,

$$y(x + 2h) = y_2 + \frac{\Delta}{15} + O(h^6) \quad (16.2.3)$$

This estimate is accurate to *fifth order*, one order higher than the original Runge-Kutta steps. However, we can't have our cake and eat it: (16.2.3) may be fifth-order accurate, but we have no way of monitoring *its* truncation error. Higher order is not always higher accuracy! Use of (16.2.3) rarely does harm, but we have no way of directly knowing whether it is doing any good. Therefore we should use  $\Delta$  as the error estimate and take as “gravy” any additional accuracy gain derived from (16.2.3). In the technical literature, use of a procedure like (16.2.3) is called “local extrapolation.”

An alternative stepsize adjustment algorithm is based on the *embedded Runge-Kutta formulas*, originally invented by Fehlberg. An interesting fact about Runge-Kutta formulas is that for orders  $M$  higher than four, more than  $M$  function evaluations (though never more than  $M + 2$ ) are required. This accounts for the

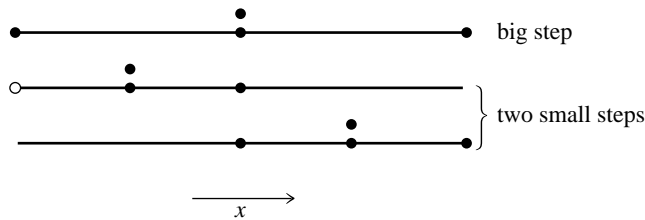


Figure 16.2.1. Step-doubling as a means for adaptive stepsize control in fourth-order Runge-Kutta. Points where the derivative is evaluated are shown as filled circles. The open circle represents the same derivatives as the filled circle immediately above it, so the total number of evaluations is 11 per two steps. Comparing the accuracy of the big step with the two small steps gives a criterion for adjusting the stepsize on the next step, or for rejecting the current step as inaccurate.

popularity of the classical fourth-order method: It seems to give the most bang for the buck. However, Fehlberg discovered a fifth-order method with six function evaluations where another combination of the six functions gives a fourth-order method. The difference between the two estimates of  $y(x+h)$  can then be used as an estimate of the truncation error to adjust the stepsize. Since Fehlberg's original formula, several other embedded Runge-Kutta formulas have been found.

Many practitioners were at one time wary of the robustness of Runge-Kutta-Fehlberg methods. The feeling was that using the same evaluation points to advance the function and to estimate the error was riskier than step-doubling, where the error estimate is based on independent function evaluations. However, experience has shown that this concern is not a problem in practice. Accordingly, embedded Runge-Kutta formulas, which are roughly a factor of two more efficient, have superseded algorithms based on step-doubling.

The general form of a fifth-order Runge-Kutta formula is

$$\begin{aligned}
 k_1 &= hf(x_n, y_n) \\
 k_2 &= hf(x_n + a_2h, y_n + b_{21}k_1) \\
 &\dots \\
 k_6 &= hf(x_n + a_6h, y_n + b_{61}k_1 + \dots + b_{65}k_5) \\
 y_{n+1} &= y_n + c_1k_1 + c_2k_2 + c_3k_3 + c_4k_4 + c_5k_5 + c_6k_6 + O(h^6)
 \end{aligned} \tag{16.2.4}$$

The embedded fourth-order formula is

$$y_{n+1}^* = y_n + c_1^*k_1 + c_2^*k_2 + c_3^*k_3 + c_4^*k_4 + c_5^*k_5 + c_6^*k_6 + O(h^5) \tag{16.2.5}$$

and so the error estimate is

$$\Delta \equiv y_{n+1} - y_{n+1}^* = \sum_{i=1}^6 (c_i - c_i^*)k_i \tag{16.2.6}$$

The particular values of the various constants that we favor are those found by Cash and Karp [2], and given in the accompanying table. These give a more efficient method than Fehlberg's original values, with somewhat better error properties.

Cash-Karp Parameters for Embedded Runge-Kutta Method								
$i$	$a_i$	$b_{ij}$					$c_i$	$c_i^*$
1							$\frac{37}{378}$	$\frac{2825}{27648}$
2	$\frac{1}{5}$	$\frac{1}{5}$					0	0
3	$\frac{3}{10}$	$\frac{3}{40}$	$\frac{9}{40}$				$\frac{250}{621}$	$\frac{18575}{48384}$
4	$\frac{3}{5}$	$\frac{3}{10}$	$-\frac{9}{10}$	$\frac{6}{5}$			$\frac{125}{594}$	$\frac{13525}{55296}$
5	1	$-\frac{11}{54}$	$\frac{5}{2}$	$-\frac{70}{27}$	$\frac{35}{27}$		0	$\frac{277}{14336}$
6	$\frac{7}{8}$	$\frac{1631}{55296}$	$\frac{175}{512}$	$\frac{575}{13824}$	$\frac{44275}{110592}$	$\frac{253}{4096}$	$\frac{512}{1771}$	$\frac{1}{4}$
$j =$		1	2	3	4	5		

Now that we know, at least approximately, what our error is, we need to consider how to keep it within desired bounds. What is the relation between  $\Delta$  and  $h$ ? According to (16.2.4) – (16.2.5),  $\Delta$  scales as  $h^5$ . If we take a step  $h_1$  and produce an error  $\Delta_1$ , therefore, the step  $h_0$  that *would have given* some other value  $\Delta_0$  is readily estimated as

$$h_0 = h_1 \left| \frac{\Delta_0}{\Delta_1} \right|^{0.2} \tag{16.2.7}$$

Henceforth we will let  $\Delta_0$  denote the *desired* accuracy. Then equation (16.2.7) is used in two ways: If  $\Delta_1$  is larger than  $\Delta_0$  in magnitude, the equation tells how much to decrease the stepsize *when we retry the present (failed) step*. If  $\Delta_1$  is smaller than  $\Delta_0$ , on the other hand, then the equation tells how much we can safely increase the stepsize *for the next step*. Local extrapolation consists in accepting the fifth order value  $y_{n+1}$ , even though the error estimate actually applies to the fourth order value  $y_{n+1}^*$ .

Our notation hides the fact that  $\Delta_0$  is actually a vector of desired accuracies, one for each equation in the set of ODEs. In general, our accuracy requirement will be that all equations are within their respective allowed errors. In other words, we will rescale the stepsize according to the needs of the “worst-offender” equation.

How is  $\Delta_0$ , the desired accuracy, related to some looser prescription like “get a solution good to one part in  $10^6$ ”? That can be a subtle question, and it depends on exactly what your application is! You may be dealing with a set of equations whose dependent variables differ enormously in magnitude. In that case, you probably want to use fractional errors,  $\Delta_0 = \epsilon y$ , where  $\epsilon$  is the number like  $10^{-6}$  or whatever. On the other hand, you may have oscillatory functions that pass through zero but are bounded by some maximum values. In that case you probably want to set  $\Delta_0$  equal to  $\epsilon$  times those maximum values.

A convenient way to fold these considerations into a generally useful stepper routine is this: One of the arguments of the routine will of course be the vector of dependent variables at the beginning of a proposed step. Call that  $y[1..n]$ . Let us require the user to specify for each step another, corresponding, vector argument  $yscal[1..n]$ , and also an overall tolerance level  $eps$ . Then the desired accuracy

Sample page from NUMERICAL RECIPES IN C: THE ART OF SCIENTIFIC COMPUTING (ISBN 0-521-43108-5)  
 Copyright (C) 1988-1992 by Cambridge University Press. Programs Copyright (C) 1988-1992 by Numerical Recipes Software.  
 Permission is granted for internet users to make one paper copy for their own personal use. Further reproduction, or any copying of machine-readable files (including this one), to any server computer, is strictly prohibited. To order Numerical Recipes books or CDROMs, visit website <http://www.nr.com> or call 1-800-872-7423 (North America only), or send email to [directcustserv@cambridge.org](mailto:directcustserv@cambridge.org) (outside North America).

for the  $i$ th equation will be taken to be

$$\Delta_0 = \text{eps} \times \text{yscal}[i] \quad (16.2.8)$$

If you desire constant fractional errors, plug a pointer to  $y$  into the pointer to `yscal` calling slot (no need to copy the values into a different array). If you desire constant absolute errors relative to some maximum values, set the elements of `yscal` equal to those maximum values. A useful “trick” for getting constant fractional errors *except* “very” near zero crossings is to set `yscal[i]` equal to  $|y[i]| + |h \times \text{dydx}[i]|$ . (The routine `odeint`, below, does this.)

Here is a more technical point. We have to consider one additional possibility for `yscal`. The error criteria mentioned thus far are “local,” in that they bound the error of each step individually. In some applications you may be unusually sensitive about a “global” accumulation of errors, from beginning to end of the integration and in the worst possible case where the errors all are presumed to add with the same sign. Then, the smaller the stepsize  $h$ , the smaller the value  $\Delta_0$  that you will need to impose. Why? Because there will be *more steps* between your starting and ending values of  $x$ . In such cases you will want to set `yscal` proportional to  $h$ , typically to something like

$$\Delta_0 = \epsilon h \times \text{dydx}[i] \quad (16.2.9)$$

This enforces fractional accuracy  $\epsilon$  not on the values of  $y$  but (much more stringently) on the *increments* to those values at each step. But now look back at (16.2.7). If  $\Delta_0$  has an implicit scaling with  $h$ , then the exponent 0.20 is no longer correct: When the stepsize is reduced from a too-large value, the new predicted value  $h_1$  will fail to meet the desired accuracy when `yscal` is also altered to this new  $h_1$  value. Instead of  $0.20 = 1/5$ , we must scale by the exponent  $0.25 = 1/4$  for things to work out.

The exponents 0.20 and 0.25 are not really very different. This motivates us to adopt the following pragmatic approach, one that frees us from having to know in advance whether or not you, the user, plan to scale your `yscal`'s with stepsize. Whenever we decrease a stepsize, let us use the larger value of the exponent (whether we need it or not!), and whenever we increase a stepsize, let us use the smaller exponent. Furthermore, because our estimates of error are not exact, but only accurate to the leading order in  $h$ , we are advised to put in a safety factor  $S$  which is a few percent smaller than unity. Equation (16.2.7) is thus replaced by

$$h_0 = \begin{cases} Sh_1 \left| \frac{\Delta_0}{\Delta_1} \right|^{0.20} & \Delta_0 \geq \Delta_1 \\ Sh_1 \left| \frac{\Delta_0}{\Delta_1} \right|^{0.25} & \Delta_0 < \Delta_1 \end{cases} \quad (16.2.10)$$

We have found this prescription to be a reliable one in practice.

Here, then, is a stepper program that takes one “quality-controlled” Runge-Kutta step.



```
#include <math.h>
#include "nrutil.h"
#define SAFETY 0.9
#define PGROW -0.2
#define PSHRINK -0.25
#define ERRCON 1.89e-4
The value ERRCON equals (5/SAFETY) raised to the power (1/PGROW), see use below.
```

```
void rkqs(float y[], float dydx[], int n, float *x, float htry, float eps,
float yscal[], float *hdid, float *hnext,
void (*derivs)(float, float [], float []))
Fifth-order Runge-Kutta step with monitoring of local truncation error to ensure accuracy and
adjust stepsize. Input are the dependent variable vector y[1..n] and its derivative dydx[1..n]
at the starting value of the independent variable x. Also input are the stepsize to be attempted
htry, the required accuracy eps, and the vector yscal[1..n] against which the error is
scaled. On output, y and x are replaced by their new values, hdid is the stepsize that was
actually accomplished, and hnext is the estimated next stepsize. derivs is the user-supplied
routine that computes the right-hand side derivatives.
{
void rkck(float y[], float dydx[], int n, float x, float h,
float yout[], float yerr[], void (*derivs)(float, float [], float []));
int i;
float errmax,h,htemp,xnew,*yerr,*ytemp;

yerr=vector(1,n);
ytemp=vector(1,n);
h=htry; Set stepsize to the initial trial value.
for (;;) {
rkck(y,dydx,n,*x,h,ytemp,yerr,derivs); Take a step.
errmax=0.0; Evaluate accuracy.
for (i=1;i<=n;i++) errmax=FMAX(errmax,fabs(yerr[i]/yscal[i]));
errmax /= eps; Scale relative to required tolerance.
if (errmax <= 1.0) break; Step succeeded. Compute size of next step.
htemp=SAFETY*h*pow(errmax,PSHRINK);
Truncation error too large, reduce stepsize.
h=(h >= 0.0 ? FMAX(htemp,0.1*h) : FMIN(htemp,0.1*h));
No more than a factor of 10.
xnew>(*x)+h;
if (xnew == *x) nrerror("stepsize underflow in rkqs");
}
if (errmax > ERRCON) *hnext=SAFETY*h*pow(errmax,PGROW);
else *hnext=5.0*h; No more than a factor of 5 increase.
*x += (*hdid=h);
for (i=1;i<=n;i++) y[i]=ytemp[i];
free_vector(ytemp,1,n);
free_vector(yerr,1,n);
}
}
```

The routine `rkqs` calls the routine `rkck` to take a Cash-Karp Runge-Kutta step:

```
#include "nrutil.h"

void rkck(float y[], float dydx[], int n, float x, float h, float yout[],
float yerr[], void (*derivs)(float, float [], float []))
Given values for n variables y[1..n] and their derivatives dydx[1..n] known at x, use
the fifth-order Cash-Karp Runge-Kutta method to advance the solution over an interval h
and return the incremented variables as yout[1..n]. Also return an estimate of the local
truncation error in yout using the embedded fourth-order method. The user supplies the routine
derivs(x,y,dydx), which returns derivatives dydx at x.
{
int i;
```

Sample page from NUMERICAL RECIPES IN C: THE ART OF SCIENTIFIC COMPUTING (ISBN 0-521-43108-5)  
 Copyright (C) 1988-1992 by Cambridge University Press. Programs Copyright (C) 1988-1992 by Numerical Recipes Software.  
 Permission is granted for internet users to make one paper copy for their own personal use. Further reproduction, or any copying of machine-  
 readable files (including this one), to any server computer, is strictly prohibited. To order Numerical Recipes books or CDROMs, visit website  
<http://www.nr.com> or call 1-800-872-7423 (North America only), or send email to [directcustserv@cambridge.org](mailto:directcustserv@cambridge.org) (outside North America).

```

static float a2=0.2,a3=0.3,a4=0.6,a5=1.0,a6=0.875,b21=0.2,
  b31=3.0/40.0,b32=9.0/40.0,b41=0.3,b42 = -0.9,b43=1.2,
  b51 = -11.0/54.0, b52=2.5,b53 = -70.0/27.0,b54=35.0/27.0,
  b61=1631.0/55296.0,b62=175.0/512.0,b63=575.0/13824.0,
  b64=44275.0/110592.0,b65=253.0/4096.0,c1=37.0/378.0,
  c3=250.0/621.0,c4=125.0/594.0,c6=512.0/1771.0,
  dc5 = -277.00/14336.0;
float dc1=c1-2825.0/27648.0,dc3=c3-18575.0/48384.0,
  dc4=c4-13525.0/55296.0,dc6=c6-0.25;
float *ak2,*ak3,*ak4,*ak5,*ak6,*ytemp;

ak2=vector(1,n);
ak3=vector(1,n);
ak4=vector(1,n);
ak5=vector(1,n);
ak6=vector(1,n);
ytemp=vector(1,n);
for (i=1;i<=n;i++) First step.
  ytemp[i]=y[i]+b21*h*dydx[i];
(*derivs)(x+a2*h,ytemp,ak2); Second step.
for (i=1;i<=n;i++)
  ytemp[i]=y[i]+h*(b31*dydx[i]+b32*ak2[i]);
(*derivs)(x+a3*h,ytemp,ak3); Third step.
for (i=1;i<=n;i++)
  ytemp[i]=y[i]+h*(b41*dydx[i]+b42*ak2[i]+b43*ak3[i]);
(*derivs)(x+a4*h,ytemp,ak4); Fourth step.
for (i=1;i<=n;i++)
  ytemp[i]=y[i]+h*(b51*dydx[i]+b52*ak2[i]+b53*ak3[i]+b54*ak4[i]);
(*derivs)(x+a5*h,ytemp,ak5); Fifth step.
for (i=1;i<=n;i++)
  ytemp[i]=y[i]+h*(b61*dydx[i]+b62*ak2[i]+b63*ak3[i]+b64*ak4[i]+b65*ak5[i]);
(*derivs)(x+a6*h,ytemp,ak6); Sixth step.
for (i=1;i<=n;i++) Accumulate increments with proper weights.
  yout[i]=y[i]+h*(c1*dydx[i]+c3*ak3[i]+c4*ak4[i]+c6*ak6[i]);
for (i=1;i<=n;i++)
  yerr[i]=h*(dc1*dydx[i]+dc3*ak3[i]+dc4*ak4[i]+dc5*ak5[i]+dc6*ak6[i]);
  Estimate error as difference between fourth and fifth order methods.
free_vector(ytemp,1,n);
free_vector(ak6,1,n);
free_vector(ak5,1,n);
free_vector(ak4,1,n);
free_vector(ak3,1,n);
free_vector(ak2,1,n);
}

```

Noting that the above routines are all in single precision, don't be too greedy in specifying eps. The punishment for excessive greediness is interesting and worthy of Gilbert and Sullivan's *Mikado*: The routine can always achieve an apparent *zero* error by making the stepsize so small that quantities of order  $hy'$  add to quantities of order  $y$  as if they were zero. Then the routine chugs happily along taking infinitely many infinitesimal steps and never changing the dependent variables one iota. (You guard against this catastrophic loss of your computer budget by signaling on abnormally small stepsizes or on the dependent variable vector remaining unchanged from step to step. On a personal workstation you guard against it by not taking too long a lunch hour while your program is running.)

Here is a full-fledged "driver" for Runge-Kutta with adaptive stepsize control. We warmly recommend this routine, or one like it, for a variety of problems, notably

including garden-variety ODEs or sets of ODEs, and definite integrals (augmenting the methods of Chapter 4). For storage of intermediate results (if you desire to inspect them) we assume that the top-level pointer references `*xp` and `**yp` have been validly initialized (e.g., by the utilities `vector()` and `matrix()`). Because steps occur at unequal intervals results are only stored at intervals greater than `dxsav`. The top-level variable `kmax` indicates the maximum number of steps that can be stored. If `kmax=0` there is no intermediate storage, and the pointers `*xp` and `**yp` need not point to valid memory. Storage of steps stops if `kmax` is exceeded, except that the ending values are always stored. Again, these controls are merely indicative of what you might need. The routine `odeint` should be customized to the problem at hand.

```
#include <math.h>
#include "nrutil.h"
#define MAXSTP 10000
#define TINY 1.0e-30

extern int kmax,kount;
extern float *xp,**yp,dxsav;
User storage for intermediate results. Preset kmax and dxsav in the calling program. If kmax ≠
0 results are stored at approximate intervals dxsav in the arrays xp[1..kount], yp[1..nvar]
[1..kount], where kount is output by odeint. Defining declarations for these variables, with
memory allocations xp[1..kmax] and yp[1..nvar][1..kmax] for the arrays, should be in
the calling program.

void odeint(float ystart[], int nvar, float x1, float x2, float eps, float h1,
float hmin, int *nok, int *nbad,
void (*derivs)(float, float [], float []),
void (*rkqs)(float [], float [], int, float *, float, float, float [],
float *, float *, void (*)(float, float [], float [])))
Runge-Kutta driver with adaptive stepsize control. Integrate starting values ystart[1..nvar]
from x1 to x2 with accuracy eps, storing intermediate results in global variables. h1 should
be set as a guessed first stepsize, hmin as the minimum allowed stepsize (can be zero). On
output nok and nbad are the number of good and bad (but retried and fixed) steps taken, and
ystart is replaced by values at the end of the integration interval. derivs is the user-supplied
routine for calculating the right-hand side derivative, while rkqs is the name of the stepper
routine to be used.
{
int nstp,i;
float xsav,x,hnext,hdid,h;
float *yscal,*y,*dydx;

yscal=vector(1,nvar);
y=vector(1,nvar);
dydx=vector(1,nvar);
x=x1;
h=SIGN(h1,x2-x1);
*nok = (*nbad) = kount = 0;
for (i=1;i<=nvar;i++) y[i]=ystart[i];
if (kmax > 0) xsav=x-dxsav*2.0;
for (nstp=1;nstp<=MAXSTP;nstp++) {
(*derivs)(x,y,dydx);
for (i=1;i<=nvar;i++)
Scaling used to monitor accuracy. This general-purpose choice can be modified
if need be.
yscal[i]=fabs(y[i])+fabs(dydx[i]*h)+TINY;
if (kmax > 0 && kount < kmax-1 && fabs(x-xsav) > fabs(dxsav)) {
xp[++kount]=x;
Store intermediate results.
for (i=1;i<=nvar;i++) yp[i][kount]=y[i];
xsav=x;
}
if ((x+h-x2)*(x+h-x1) > 0.0) h=x2-x;
If stepsize can overshoot, decrease.
```

Sample page from NUMERICAL RECIPES IN C: THE ART OF SCIENTIFIC COMPUTING (ISBN 0-521-43108-5)  
Copyright (C) 1988-1992 by Cambridge University Press. Programs Copyright (C) 1988-1992 by Numerical Recipes Software.  
Permission is granted for internet users to make one paper copy for their own personal use. Further reproduction, or any copying of machine-  
readable files (including this one), to any server computer, is strictly prohibited. To order Numerical Recipes books or CDROMs, visit website  
<http://www.nr.com> or call 1-800-872-7423 (North America only), or send email to [directcustserv@cambridge.org](mailto:directcustserv@cambridge.org) (outside North America).

```

(*rkqs)(y,dydx,nvar,&x,h,eps,yscal,&hdid,&hnext,derivs);
if (hdid == h) ++(*nok); else ++(*nbad);
if ((x-x2)*(x2-x1) >= 0.0) { Are we done?
  for (i=1;i<=nvar;i++) ystart[i]=y[i];
  if (kmax) {
    xp[++kount]=x; Save final step.
    for (i=1;i<=nvar;i++) yp[i][kount]=y[i];
  }
  free_vector(dydx,1,nvar);
  free_vector(y,1,nvar);
  free_vector(yscal,1,nvar);
  return; Normal exit.
}
if (fabs(hnext) <= hmin) nrerror("Step size too small in odeint");
h=hnext;
}
nrerror("Too many steps in routine odeint");
}

```

## CITED REFERENCES AND FURTHER READING:

- Gear, C.W. 1971, *Numerical Initial Value Problems in Ordinary Differential Equations* (Englewood Cliffs, NJ: Prentice-Hall). [1]
- Cash, J.R., and Karp, A.H. 1990, *ACM Transactions on Mathematical Software*, vol. 16, pp. 201–222. [2]
- Shampine, L.F., and Watts, H.A. 1977, in *Mathematical Software III*, J.R. Rice, ed. (New York: Academic Press), pp. 257–275; 1979, *Applied Mathematics and Computation*, vol. 5, pp. 93–121.
- Forsythe, G.E., Malcolm, M.A., and Moler, C.B. 1977, *Computer Methods for Mathematical Computations* (Englewood Cliffs, NJ: Prentice-Hall).

### 16.3 Modified Midpoint Method

This section discusses the *modified midpoint method*, which advances a vector of dependent variables  $y(x)$  from a point  $x$  to a point  $x + H$  by a sequence of  $n$  substeps each of size  $h$ ,

$$h = H/n \quad (16.3.1)$$

In principle, one could use the modified midpoint method in its own right as an ODE integrator. In practice, the method finds its most important application as a part of the more powerful Bulirsch-Stoer technique, treated in §16.4. You can therefore consider this section as a preamble to §16.4.

The number of right-hand side evaluations required by the modified midpoint method is  $n + 1$ . The formulas for the method are

$$\begin{aligned}
 z_0 &\equiv y(x) \\
 z_1 &= z_0 + hf(x, z_0) \\
 z_{m+1} &= z_{m-1} + 2hf(x + mh, z_m) \quad \text{for } m = 1, 2, \dots, n-1 \\
 y(x + H) &\approx y_n \equiv \frac{1}{2}[z_n + z_{n-1} + hf(x + H, z_n)]
 \end{aligned} \quad (16.3.2)$$

```

(*rkqs)(y,dydx,nvar,&x,h,eps,yscal,&hdid,&hnext,derivs);
if (hdid == h) ++(*nok); else ++(*nbad);
if ((x-x2)*(x2-x1) >= 0.0) { Are we done?
  for (i=1;i<=nvar;i++) ystart[i]=y[i];
  if (kmax) {
    xp[++kount]=x; Save final step.
    for (i=1;i<=nvar;i++) yp[i][kount]=y[i];
  }
  free_vector(dydx,1,nvar);
  free_vector(y,1,nvar);
  free_vector(yscal,1,nvar);
  return; Normal exit.
}
if (fabs(hnext) <= hmin) nrerror("Step size too small in odeint");
h=hnext;
}
nrerror("Too many steps in routine odeint");
}

```

## CITED REFERENCES AND FURTHER READING:

- Gear, C.W. 1971, *Numerical Initial Value Problems in Ordinary Differential Equations* (Englewood Cliffs, NJ: Prentice-Hall). [1]
- Cash, J.R., and Karp, A.H. 1990, *ACM Transactions on Mathematical Software*, vol. 16, pp. 201–222. [2]
- Shampine, L.F., and Watts, H.A. 1977, in *Mathematical Software III*, J.R. Rice, ed. (New York: Academic Press), pp. 257–275; 1979, *Applied Mathematics and Computation*, vol. 5, pp. 93–121.
- Forsythe, G.E., Malcolm, M.A., and Moler, C.B. 1977, *Computer Methods for Mathematical Computations* (Englewood Cliffs, NJ: Prentice-Hall).

### 16.3 Modified Midpoint Method

This section discusses the *modified midpoint method*, which advances a vector of dependent variables  $y(x)$  from a point  $x$  to a point  $x + H$  by a sequence of  $n$  substeps each of size  $h$ ,

$$h = H/n \quad (16.3.1)$$

In principle, one could use the modified midpoint method in its own right as an ODE integrator. In practice, the method finds its most important application as a part of the more powerful Bulirsch-Stoer technique, treated in §16.4. You can therefore consider this section as a preamble to §16.4.

The number of right-hand side evaluations required by the modified midpoint method is  $n + 1$ . The formulas for the method are

$$\begin{aligned}
 z_0 &\equiv y(x) \\
 z_1 &= z_0 + hf(x, z_0) \\
 z_{m+1} &= z_{m-1} + 2hf(x + mh, z_m) \quad \text{for } m = 1, 2, \dots, n-1 \\
 y(x + H) &\approx y_n \equiv \frac{1}{2}[z_n + z_{n-1} + hf(x + H, z_n)]
 \end{aligned} \quad (16.3.2)$$

Here the  $z$ 's are intermediate approximations which march along in steps of  $h$ , while  $y_n$  is the final approximation to  $y(x + H)$ . The method is basically a "centered difference" or "midpoint" method (compare equation 16.1.2), except at the first and last points. Those give the qualifier "modified."

The modified midpoint method is a second-order method, like (16.1.2), but with the advantage of requiring (asymptotically for large  $n$ ) only one derivative evaluation per step  $h$  instead of the two required by second-order Runge-Kutta. Perhaps there are applications where the simplicity of (16.3.2), easily coded in-line in some other program, recommends it. In general, however, use of the modified midpoint method by itself will be dominated by the embedded Runge-Kutta method with adaptive stepsize control, as implemented in the preceding section.

The usefulness of the modified midpoint method to the Bulirsch-Stoer technique (§16.4) derives from a "deep" result about equations (16.3.2), due to Gragg. It turns out that the error of (16.3.2), expressed as a power series in  $h$ , the stepsize, contains only *even* powers of  $h$ ,

$$y_n - y(x + H) = \sum_{i=1}^{\infty} \alpha_i h^{2i} \quad (16.3.3)$$

where  $H$  is held constant, but  $h$  changes by varying  $n$  in (16.3.1). The importance of this even power series is that, if we play our usual tricks of combining steps to knock out higher-order error terms, we can gain *two* orders at a time!

For example, suppose  $n$  is even, and let  $y_{n/2}$  denote the result of applying (16.3.1) and (16.3.2) with half as many steps,  $n \rightarrow n/2$ . Then the estimate

$$y(x + H) \approx \frac{4y_n - y_{n/2}}{3} \quad (16.3.4)$$

is *fourth-order* accurate, the same as fourth-order Runge-Kutta, but requires only about 1.5 derivative evaluations per step  $h$  instead of Runge-Kutta's 4 evaluations. Don't be too anxious to implement (16.3.4), since we will soon do even better.

Now would be a good time to look back at the routine `qsimp` in §4.2, and especially to compare equation (4.2.4) with equation (16.3.4) above. You will see that the transition in Chapter 4 to the idea of Richardson extrapolation, as embodied in Romberg integration of §4.3, is exactly analogous to the transition in going from this section to the next one.

Here is the routine that implements the modified midpoint method, which will be used below.

```
#include "nrutil.h"

void mmid(float y[], float dydx[], int nvar, float xs, float htot, int nstep,
          float yout[], void (*derivs)(float, float[], float[]))
Modified midpoint step. At xs, input the dependent variable vector y[1..nvar] and its derivative vector dydx[1..nvar]. Also input is htot, the total step to be made, and nstep, the number of substeps to be used. The output is returned as yout[1..nvar], which need not be a distinct array from y; if it is distinct, however, then y and dydx are returned undamaged.
{
    int n,i;
    float x,swap,h2,h,*ym,*yn;
```

```

ym=vector(1,nvar);
yn=vector(1,nvar);
h=htot/nstep;           Stepsize this trip.
for (i=1;i<=nvar;i++) {
    ym[i]=y[i];
    yn[i]=y[i]+h*dydx[i];   First step.
}
x=xs+h;
(*derivs)(x,yn,yout);     Will use yout for temporary storage of deriva-
h2=2.0*h;                 tives.
for (n=2;n<=nstep;n++) {   General step.
    for (i=1;i<=nvar;i++) {
        swap=ym[i]+h2*yout[i];
        ym[i]=yn[i];
        yn[i]=swap;
    }
    x += h;
    (*derivs)(x,yn,yout);
}
for (i=1;i<=nvar;i++)     Last step.
    yout[i]=0.5*(ym[i]+yn[i]+h*yout[i]);
free_vector(yn,1,nvar);
free_vector(ym,1,nvar);
}

```

## CITED REFERENCES AND FURTHER READING:

- Gear, C.W. 1971, *Numerical Initial Value Problems in Ordinary Differential Equations* (Englewood Cliffs, NJ: Prentice-Hall), §6.1.4.
- Stoer, J., and Bulirsch, R. 1980, *Introduction to Numerical Analysis* (New York: Springer-Verlag), §7.2.12.

## 16.4 Richardson Extrapolation and the Bulirsch-Stoer Method

The techniques described in this section are not for differential equations containing nonsmooth functions. For example, you might have a differential equation whose right-hand side involves a function that is evaluated by table look-up and interpolation. If so, go back to Runge-Kutta with adaptive stepsize choice: That method does an excellent job of feeling its way through rocky or discontinuous terrain. It is also an excellent choice for quick-and-dirty, low-accuracy solution of a set of equations. A second warning is that the techniques in this section are not particularly good for differential equations that have singular points *inside* the interval of integration. A regular solution must tiptoe very carefully across such points. Runge-Kutta with adaptive stepsize can sometimes effect this; more generally, there are special techniques available for such problems, beyond our scope here.

Apart from those two caveats, we believe that the Bulirsch-Stoer method, discussed in this section, is the best known way to obtain high-accuracy solutions to ordinary differential equations with minimal computational effort. (A possible exception, infrequently encountered in practice, is discussed in §16.7.)

```

ym=vector(1,nvar);
yn=vector(1,nvar);
h=htot/nstep;           Stepsize this trip.
for (i=1;i<=nvar;i++) {
    ym[i]=y[i];
    yn[i]=y[i]+h*dydx[i];   First step.
}
x=xs+h;
(*derivs)(x,yn,yout);     Will use yout for temporary storage of deriva-
h2=2.0*h;                 tives.
for (n=2;n<=nstep;n++) {   General step.
    for (i=1;i<=nvar;i++) {
        swap=ym[i]+h2*yout[i];
        ym[i]=yn[i];
        yn[i]=swap;
    }
    x += h;
    (*derivs)(x,yn,yout);
}
for (i=1;i<=nvar;i++)     Last step.
    yout[i]=0.5*(ym[i]+yn[i]+h*yout[i]);
free_vector(yn,1,nvar);
free_vector(ym,1,nvar);
}

```

## CITED REFERENCES AND FURTHER READING:

- Gear, C.W. 1971, *Numerical Initial Value Problems in Ordinary Differential Equations* (Englewood Cliffs, NJ: Prentice-Hall), §6.1.4.
- Stoer, J., and Bulirsch, R. 1980, *Introduction to Numerical Analysis* (New York: Springer-Verlag), §7.2.12.

## 16.4 Richardson Extrapolation and the Bulirsch-Stoer Method

The techniques described in this section are not for differential equations containing nonsmooth functions. For example, you might have a differential equation whose right-hand side involves a function that is evaluated by table look-up and interpolation. If so, go back to Runge-Kutta with adaptive stepsize choice: That method does an excellent job of feeling its way through rocky or discontinuous terrain. It is also an excellent choice for quick-and-dirty, low-accuracy solution of a set of equations. A second warning is that the techniques in this section are not particularly good for differential equations that have singular points *inside* the interval of integration. A regular solution must tiptoe very carefully across such points. Runge-Kutta with adaptive stepsize can sometimes effect this; more generally, there are special techniques available for such problems, beyond our scope here.

Apart from those two caveats, we believe that the Bulirsch-Stoer method, discussed in this section, is the best known way to obtain high-accuracy solutions to ordinary differential equations with minimal computational effort. (A possible exception, infrequently encountered in practice, is discussed in §16.7.)



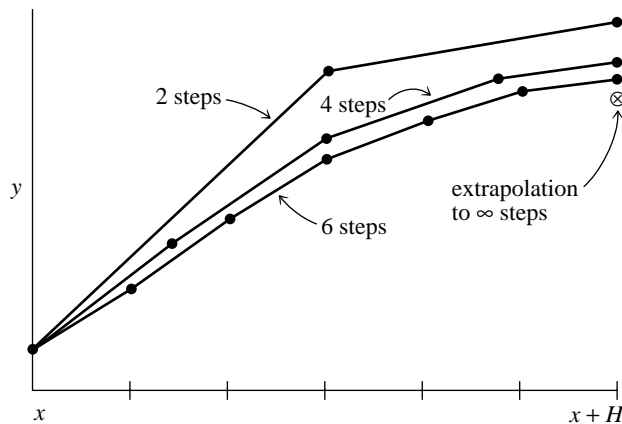


Figure 16.4.1. Richardson extrapolation as used in the Bulirsch-Stoer method. A large interval  $H$  is spanned by different sequences of finer and finer substeps. Their results are extrapolated to an answer that is supposed to correspond to infinitely fine substeps. In the Bulirsch-Stoer method, the integrations are done by the modified midpoint method, and the extrapolation technique is rational function or polynomial extrapolation.

Three key ideas are involved. The first is *Richardson's deferred approach to the limit*, which we already met in §4.3 on Romberg integration. The idea is to consider the final answer of a numerical calculation as itself being an analytic function (if a complicated one) of an adjustable parameter like the stepsize  $h$ . That analytic function can be probed by performing the calculation with various values of  $h$ , none of them being necessarily small enough to yield the accuracy that we desire. When we know enough about the function, we *fit* it to some analytic form, and then *evaluate* it at that mythical and golden point  $h = 0$  (see Figure 16.4.1). Richardson extrapolation is a method for turning straw into gold! (Lead into gold for alchemist readers.)

The second idea has to do with what kind of fitting function is used. Bulirsch and Stoer first recognized the strength of *rational function extrapolation* in Richardson-type applications. That strength is to break the shackles of the power series and its limited radius of convergence, out only to the distance of the first pole in the complex plane. Rational function fits can remain good approximations to analytic functions even after the various terms in powers of  $h$  all have comparable magnitudes. In other words,  $h$  can be so large as to make the whole notion of the “order” of the method meaningless — and the method can still work superbly. Nevertheless, more recent experience suggests that for smooth problems straightforward polynomial extrapolation is slightly more efficient than rational function extrapolation. We will accordingly adopt polynomial extrapolation as the default, but the routine `bsstep` below allows easy substitution of one kind of extrapolation for the other. You might wish at this point to review §3.1–§3.2, where polynomial and rational function extrapolation were already discussed.

The third idea was discussed in the section before this one, namely to use a method whose error function is strictly even, allowing the rational function or polynomial approximation to be in terms of the variable  $h^2$  instead of just  $h$ .

Put these ideas together and you have the *Bulirsch-Stoer method* [1]. A single Bulirsch-Stoer step takes us from  $x$  to  $x + H$ , where  $H$  is supposed to be quite a large

— not at all infinitesimal — distance. That single step is a grand leap consisting of many (e.g., dozens to hundreds) substeps of modified midpoint method, which are then extrapolated to zero stepsize.

The sequence of separate attempts to cross the interval  $H$  is made with increasing values of  $n$ , the number of substeps. Bulirsch and Stoer originally proposed the sequence

$$n = 2, 4, 6, 8, 12, 16, 24, 32, 48, 64, 96, \dots, [n_j = 2n_{j-2}], \dots \quad (16.4.1)$$

More recent work by Deuffhard [2,3] suggests that the sequence

$$n = 2, 4, 6, 8, 10, 12, 14, \dots, [n_j = 2j], \dots \quad (16.4.2)$$

is usually more efficient. For each step, we do not know in advance how far up this sequence we will go. After each successive  $n$  is tried, a polynomial extrapolation is attempted. That extrapolation gives both extrapolated values and error estimates. If the errors are not satisfactory, we go higher in  $n$ . If they are satisfactory, we go on to the next step and begin anew with  $n = 2$ .

Of course there must be some upper limit, beyond which we conclude that there is some obstacle in our path in the interval  $H$ , so that we must reduce  $H$  rather than just subdivide it more finely. In the implementations below, the maximum number of  $n$ 's to be tried is called KMAXX. For reasons described below we usually take this equal to 8; the 8th value of the sequence (16.4.2) is 16, so this is the maximum number of subdivisions of  $H$  that we allow.

We enforce error control, as in the Runge-Kutta method, by monitoring internal consistency, and adapting stepsize to match a prescribed bound on the local truncation error. Each new result from the sequence of modified midpoint integrations allows a tableau like that in §3.1 to be extended by one additional set of diagonals. The size of the new correction added at each stage is taken as the (conservative) error estimate. How should we use this error estimate to adjust the stepsize? The best strategy now known is due to Deuffhard [2,3]. For completeness we describe it here:

Suppose the absolute value of the error estimate returned from the  $k$ th column (and hence the  $k + 1$ st row) of the extrapolation tableau is  $\epsilon_{k+1,k}$ . Error control is enforced by requiring

$$\epsilon_{k+1,k} < \epsilon \quad (16.4.3)$$

as the criterion for accepting the current step, where  $\epsilon$  is the required tolerance. For the even sequence (16.4.2) the order of the method is  $2k + 1$ :

$$\epsilon_{k+1,k} \sim H^{2k+1} \quad (16.4.4)$$

Thus a simple estimate of a new stepsize  $H_k$  to obtain convergence in a fixed column  $k$  would be

$$H_k = H \left( \frac{\epsilon}{\epsilon_{k+1,k}} \right)^{1/(2k+1)} \quad (16.4.5)$$

Which column  $k$  should we aim to achieve convergence in? Let's compare the work required for different  $k$ . Suppose  $A_k$  is the work to obtain row  $k$  of the extrapolation tableau, so  $A_{k+1}$  is the work to obtain column  $k$ . We will assume the work is dominated by the cost of evaluating the functions defining the right-hand sides of the differential equations. For  $n_k$  subdivisions in  $H$ , the number of function evaluations can be found from the recurrence

$$\begin{aligned} A_1 &= n_1 + 1 \\ A_{k+1} &= A_k + n_{k+1} \end{aligned} \quad (16.4.6)$$

The work per unit step to get column  $k$  is  $A_{k+1}/H_k$ , which we nondimensionalize with a factor of  $H$  and write as

$$W_k = \frac{A_{k+1}}{H_k} H \tag{16.4.7}$$

$$= A_{k+1} \left( \frac{\epsilon_{k+1,k}}{\epsilon} \right)^{1/(2k+1)} \tag{16.4.8}$$

The quantities  $W_k$  can be calculated during the integration. The optimal column index  $q$  is then defined by

$$W_q = \min_{k=1, \dots, k_f} W_k \tag{16.4.9}$$

where  $k_f$  is the final column, in which the error criterion (16.4.3) was satisfied. The  $q$  determined from (16.4.9) defines the stepsize  $H_q$  to be used as the next basic stepsize, so that we can expect to get convergence in the optimal column  $q$ .

Two important refinements have to be made to the strategy outlined so far:

- If the current  $H$  is “too small,” then  $k_f$  will be “too small,” and so  $q$  remains “too small.” It may be desirable to increase  $H$  and aim for convergence in a column  $q > k_f$ .
- If the current  $H$  is “too big,” we may not converge at all on the current step and we will have to decrease  $H$ . We would like to detect this by monitoring the quantities  $\epsilon_{k+1,k}$  for each  $k$  so we can stop the current step as soon as possible.

Deuflhard’s prescription for dealing with these two problems uses ideas from communication theory to determine the “average expected convergence behavior” of the extrapolation. His model produces certain correction factors  $\alpha(k, q)$  by which  $H_k$  is to be multiplied to try to get convergence in column  $q$ . The factors  $\alpha(k, q)$  depend only on  $\epsilon$  and the sequence  $\{n_i\}$  and so can be computed once during initialization:

$$\alpha(k, q) = \epsilon^{\frac{A_{k+1} - A_{q+1}}{(2k+1)(A_{q+1} - A_1 + 1)}} \quad \text{for } k < q \tag{16.4.10}$$

with  $\alpha(q, q) = 1$ .

Now to handle the first problem, suppose convergence occurs in column  $q = k_f$ . Then rather than taking  $H_q$  for the next step, we might aim to increase the stepsize to get convergence in column  $q + 1$ . Since we don’t have  $H_{q+1}$  available from the computation, we estimate it as

$$H_{q+1} = H_q \alpha(q, q + 1) \tag{16.4.11}$$

By equation (16.4.7) this replacement is efficient, i.e., reduces the work per unit step, if

$$\frac{A_{q+1}}{H_q} > \frac{A_{q+2}}{H_{q+1}} \tag{16.4.12}$$

or

$$A_{q+1} \alpha(q, q + 1) > A_{q+2} \tag{16.4.13}$$

During initialization, this inequality can be checked for  $q = 1, 2, \dots$  to determine  $k_{\max}$ , the largest allowed column. Then when (16.4.12) is satisfied it will always be efficient to use  $H_{q+1}$ . (In practice we limit  $k_{\max}$  to 8 even when  $\epsilon$  is very small as there is very little further gain in efficiency whereas roundoff can become a problem.)

The problem of stepsize reduction is handled by computing stepsize estimates

$$\bar{H}_k \equiv H_k \alpha(k, q), \quad k = 1, \dots, q - 1 \tag{16.4.14}$$

during the current step. The  $\bar{H}_k$ ’s are estimates of the stepsize to get convergence in the optimal column  $q$ . If any  $\bar{H}_k$  is “too small,” we abandon the current step and restart using  $\bar{H}_k$ . The criterion of being “too small” is taken to be

$$H_k \alpha(k, q + 1) < H \tag{16.4.15}$$

The  $\alpha$ ’s satisfy  $\alpha(k, q + 1) > \alpha(k, q)$ .

Sample page from NUMERICAL RECIPES IN C: THE ART OF SCIENTIFIC COMPUTING (ISBN 0-521-43108-5)  
 Copyright (C) 1988-1992 by Cambridge University Press. Programs Copyright (C) 1988-1992 by Numerical Recipes Software.  
 Permission is granted for internet users to make one paper copy for their own personal use. Further reproduction, or any copying of machine-readable files (including this one), to any server computer, is strictly prohibited. To order Numerical Recipes books or CDROMs, visit website <http://www.nr.com> or call 1-800-872-7423 (North America only), or send email to [directcustserv@cambridge.org](mailto:directcustserv@cambridge.org) (outside North America).

During the first step, when we have no information about the solution, the stepsize reduction check is made for all  $k$ . Afterwards, we test for convergence and for possible stepsize reduction only in an “order window”

$$\max(1, q - 1) \leq k \leq \min(k_{\max}, q + 1) \quad (16.4.16)$$

The rationale for the order window is that if convergence appears to occur for  $k < q - 1$  it is often spurious, resulting from some fortuitously small error estimate in the extrapolation. On the other hand, if you need to go beyond  $k = q + 1$  to obtain convergence, your local model of the convergence behavior is obviously not very good and you need to cut the stepsize and reestablish it.

In the routine `bsstep`, these various tests are actually carried out using quantities

$$\epsilon(k) \equiv \frac{H}{H_k} = \left( \frac{\epsilon_{k+1,k}}{\epsilon} \right)^{1/(2k+1)} \quad (16.4.17)$$

called `err[k]` in the code. As usual, we include a “safety factor” in the stepsize selection. This is implemented by replacing  $\epsilon$  by  $0.25\epsilon$ . Other safety factors are explained in the program comments.

Note that while the optimal convergence column is restricted to increase by at most one on each step, a sudden drop in order is allowed by equation (16.4.9). This gives the method a degree of robustness for problems with discontinuities.

Let us remind you once again that *scaling* of the variables is often crucial for successful integration of differential equations. The scaling “trick” suggested in the discussion following equation (16.2.8) is a good general purpose choice, but not foolproof. Scaling by the maximum values of the variables is more robust, but requires you to have some prior information.

The following implementation of a Bulirsch-Stoer step has exactly the same calling sequence as the quality-controlled Runge-Kutta stepper `rkqs`. This means that the driver `odeint` in §16.2 can be used for Bulirsch-Stoer as well as Runge-Kutta: Just substitute `bsstep` for `rkqs` in `odeint`’s argument list. The routine `bsstep` calls `mmid` to take the modified midpoint sequences, and calls `pzextr`, given below, to do the polynomial extrapolation.

```
#include <math.h>
#include "nrutil.h"
#define KMAXX 8           Maximum row number used in the extrapolation.
#define IMAXX (KMAXX+1)
#define SAFE1 0.25       Safety factors.
#define SAFE2 0.7
#define REDMAX 1.0e-5   Maximum factor for stepsize reduction.
#define REDMIN 0.7      Minimum factor for stepsize reduction.
#define TINY 1.0e-30    Prevents division by zero.
#define SCALMX 0.1      1/SCALMX is the maximum factor by which a
                        stepsize can be increased.
```

```
float **d,*x;
Pointers to matrix and vector used by pzextr or rzextr.
```

```
void bsstep(float y[], float dydx[], int nv, float *xx, float htry, float eps,
            float yscal[], float *hdid, float *hnext,
            void (*derivs)(float, float [], float []))
```

Bulirsch-Stoer step with monitoring of local truncation error to ensure accuracy and adjust stepsize. Input are the dependent variable vector `y[1..nv]` and its derivative `dydx[1..nv]` at the starting value of the independent variable `x`. Also input are the stepsize to be attempted `htry`, the required accuracy `eps`, and the vector `yscal[1..nv]` against which the error is scaled. On output, `y` and `x` are replaced by their new values, `hdid` is the stepsize that was actually accomplished, and `hnext` is the estimated next stepsize. `derivs` is the user-supplied routine that computes the right-hand side derivatives. Be sure to set `htry` on successive steps

to the value of `hnext` returned from the previous step, as is the case if the routine is called by `odeint`.

```
{
void mmid(float y[], float dydx[], int nvar, float xs, float htot,
int nstep, float yout[], void (*derivs)(float, float[], float[]));
void pzextr(int iest, float xest, float yest[], float yz[], float dy[],
int nv);
int i,iq,k,kk,km;
static int first=1,kmax,kopt;
static float epsold = -1.0,xnew;
float eps1,errmax,fact,h,red,scale,work,wrkmin,xest;
float *err,*yerr,*ysav,*yseq;
static float a[IMAXX+1];
static float alf[KMAXX+1][KMAXX+1];
static int nseq[IMAXX+1]={0,2,4,6,8,10,12,14,16,18};
int reduct,exitflag=0;

d=matrix(1,nv,1,KMAXX);
err=vector(1,KMAXX);
x=vector(1,KMAXX);
yerr=vector(1,nv);
ysav=vector(1,nv);
yseq=vector(1,nv);
if (eps != epsold) {
    *hnext = xnew = -1.0e29;
    eps1=SAFE1*eps;
    a[1]=nseq[1]+1;
    for (k=1;k<=KMAXX;k++) a[k+1]=a[k]+nseq[k+1];
    for (iq=2;iq<=KMAXX;iq++) {
        for (k=1;k<iq;k++)
            alf[k][iq]=pow(eps1,(a[k+1]-a[iq+1])/
                ((a[iq+1]-a[1]+1.0)*(2*k+1)));
    }
    epsold=eps;
    for (kopt=2;kopt<KMAXX;kopt++)
        if (a[kopt+1] > a[kopt]*alf[kopt-1][kopt]) break;
    kmax=kopt;
}
h=htry;
for (i=1;i<=nv;i++) ysav[i]=y[i];
if (*xx != xnew || h != (*hnext)) {
    first=1;
    kopt=kmax;
}
reduct=0;
for (;) {
    for (k=1;k<=kmax;k++) {
        xnew=(*xx)+h;
        if (xnew == (*xx)) nrerror("step size underflow in bsstep");
        mmid(ysav,dydx,nv,*xx,h,nseq[k],yseq,derivs);
        xest=SQR(h/nseq[k]);
        pzextr(k,xest,yseq,y,yerr,nv);
        if (k != 1) {
            errmax=TINY;
            for (i=1;i<=nv;i++) errmax=FMAX(errmax,fabs(yerr[i]/yscal[i]));
            errmax /= eps;
            km=k-1;
            err[km]=pow(errmax/SAFE1,1.0/(2*km+1));
        }
        if (k != 1 && (k >= kopt-1 || first)) {
            if (errmax < 1.0) {
                exitflag=1;
                break;
            }
        }
    }
}
}
```

Sample page from NUMERICAL RECIPES IN C: THE ART OF SCIENTIFIC COMPUTING (ISBN 0-521-43108-5)  
 Copyright (C) 1988-1992 by Cambridge University Press. Programs Copyright (C) 1988-1992 by Numerical Recipes Software.  
 Permission is granted for internet users to make one paper copy for their own personal use. Further reproduction, or any copying of machine-readable files (including this one), to any server computer, is strictly prohibited. To order Numerical Recipes books or CDROMs, visit website <http://www.nr.com> or call 1-800-872-7423 (North America only), or send email to [directcustserv@cambridge.org](mailto:directcustserv@cambridge.org) (outside North America).

```

    if (k == kmax || k == kopt+1) {           Check for possible stepsize
        red=SAFE2/err[km];                   reduction.
        break;
    }
    else if (k == kopt && alf[kopt-1][kopt] < err[km]) {
        red=1.0/err[km];
        break;
    }
    else if (kopt == kmax && alf[km][kmax-1] < err[km]) {
        red=alf[km][kmax-1]*SAFE2/err[km];
        break;
    }
    else if (alf[km][kopt] < err[km]) {
        red=alf[km][kopt-1]/err[km];
        break;
    }
}
}
if (exitflag) break;
red=FMIN(red,REDMIN);                       Reduce stepsize by at least REDMIN
red=FMAX(red,REDMAX);                       and at most REDMAX.
h *= red;
reduct=1;
}
*xx=xnew;                                    Try again.
*hdid=h;                                     Successful step taken.
first=0;
wrkmin=1.0e35;
for (kk=1;kk<=km;kk++) {                   Compute optimal row for convergence
    fact=FMAX(err[kk],SCALMX);              and corresponding stepsize.
    work=fact*a[kk+1];
    if (work < wrkmin) {
        scale=fact;
        wrkmin=work;
        kopt=kk+1;
    }
}
*hnex=h/scale;
if (kopt >= k && kopt != kmax && !reduct) {
Check for possible order increase, but not if stepsize was just reduced.
    fact=FMAX(scale/alf[kopt-1][kopt],SCALMX);
    if (a[kopt+1]*fact <= wrkmin) {
        *hnex=h/fact;
        kopt++;
    }
}
free_vector(yseq,1,nv);
free_vector(ysav,1,nv);
free_vector(yerr,1,nv);
free_vector(x,1,KMAXX);
free_vector(err,1,KMAXX);
free_matrix(d,1,nv,1,KMAXX);
}

```

The polynomial extrapolation routine is based on the same algorithm as `polint` §3.1. It is simpler in that it is always extrapolating to zero, rather than to an arbitrary value. However, it is more complicated in that it must individually extrapolate each component of a vector of quantities.

```

#include "nrutil.h"

extern float **d,*x;           Defined in bsstep.

void pzextr(int iest, float xest, float yest[], float yz[], float dy[], int nv)
Use polynomial extrapolation to evaluate nv functions at  $x = 0$  by fitting a polynomial to a
sequence of estimates with progressively smaller values  $x = xest$ , and corresponding function
vectors yest[1..nv]. This call is number iest in the sequence of calls. Extrapolated function
values are output as yz[1..nv], and their estimated error is output as dy[1..nv].
{
    int k1,j;
    float q,f2,f1,delta,*c;

    c=vector(1,nv);
    x[iest]=xest;           Save current independent variable.
    for (j=1;j<=nv;j++) dy[j]=yz[j]=yest[j];
    if (iest == 1) {       Store first estimate in first column.
        for (j=1;j<=nv;j++) d[j][1]=yest[j];
    } else {
        for (j=1;j<=nv;j++) c[j]=yest[j];
        for (k1=1;k1<iest;k1++) {
            delta=1.0/(x[iest-k1]-xest);
            f1=xest*delta;
            f2=x[iest-k1]*delta;
            for (j=1;j<=nv;j++) {       Propagate tableau 1 diagonal more.
                q=d[j][k1];
                d[j][k1]=dy[j];
                delta=c[j]-q;
                dy[j]=f1*delta;
                c[j]=f2*delta;
                yz[j] += dy[j];
            }
        }
        for (j=1;j<=nv;j++) d[j][iest]=dy[j];
    }
    free_vector(c,1,nv);
}

```

Current wisdom favors polynomial extrapolation over rational function extrapolation in the Bulirsch-Stoer method. However, our feeling is that this view is guided more by the kinds of problems used for tests than by one method being actually “better.” Accordingly, we provide the optional routine rzextr for rational function extrapolation, an exact substitution for pzextr above.

```

#include "nrutil.h"

extern float **d,*x;           Defined in bsstep.

void rzextr(int iest, float xest, float yest[], float yz[], float dy[], int nv)
Exact substitute for pzextr, but uses diagonal rational function extrapolation instead of poly-
nomial extrapolation.
{
    int k,j;
    float yy,v,ddy,c,b1,b,*fx;

    fx=vector(1,iest);
    x[iest]=xest;           Save current independent variable.
    if (iest == 1)
        for (j=1;j<=nv;j++) {
            yz[j]=yest[j];
            d[j][1]=yest[j];
        }
}

```

```

        dy[j]=yest[j];
    }
    else {
        for (k=1;k<iest;k++)
            fx[k+1]=x[iest-k]/xest;
        for (j=1;j<=nv;j++) {           Evaluate next diagonal in tableau.
            v=d[j][1];
            d[j][1]=yy=c=yest[j];
            for (k=2;k<=iest;k++) {
                b1=fx[k]*v;
                b=b1-c;
                if (b) {
                    b=(c-v)/b;
                    ddy=c*b;
                    c=b1*b;
                } else                 Care needed to avoid division by 0.
                    ddy=v;
                if (k != iest) v=d[j][k];
                d[j][k]=ddy;
                yy += ddy;
            }
            dy[j]=ddy;
            yz[j]=yy;
        }
    }
    free_vector(fx,1,iest);
}

```

## CITED REFERENCES AND FURTHER READING:

- Stoer, J., and Bulirsch, R. 1980, *Introduction to Numerical Analysis* (New York: Springer-Verlag), §7.2.14. [1]
- Gear, C.W. 1971, *Numerical Initial Value Problems in Ordinary Differential Equations* (Englewood Cliffs, NJ: Prentice-Hall), §6.2.
- Deuffhard, P. 1983, *Numerische Mathematik*, vol. 41, pp. 399–422. [2]
- Deuffhard, P. 1985, *SIAM Review*, vol. 27, pp. 505–535. [3]

## 16.5 Second-Order Conservative Equations

Usually when you have a system of high-order differential equations to solve it is best to reformulate them as a system of first-order equations, as discussed in §16.0. There is a particular class of equations that occurs quite frequently in practice where you can gain about a factor of two in efficiency by differencing the equations directly. The equations are second-order systems where the derivative does not appear on the right-hand side:

$$y'' = f(x, y), \quad y(x_0) = y_0, \quad y'(x_0) = z_0 \quad (16.5.1)$$

As usual,  $y$  can denote a vector of values.

*Stoermer's rule*, dating back to 1907, has been a popular method for discretizing such systems. With  $h = H/m$  we have

$$\begin{aligned}
 y_1 &= y_0 + h[z_0 + \frac{1}{2}hf(x_0, y_0)] \\
 y_{k+1} - 2y_k + y_{k-1} &= h^2 f(x_0 + kh, y_k), \quad k = 1, \dots, m-1 \\
 z_m &= (y_m - y_{m-1})/h + \frac{1}{2}hf(x_0 + H, y_m)
 \end{aligned} \quad (16.5.2)$$



```

        dy[j]=yest[j];
    }
    else {
        for (k=1;k<iest;k++)
            fx[k+1]=x[iest-k]/xest;
        for (j=1;j<=nv;j++) {           Evaluate next diagonal in tableau.
            v=d[j][1];
            d[j][1]=yy=c=yest[j];
            for (k=2;k<=iest;k++) {
                b1=fx[k]*v;
                b=b1-c;
                if (b) {
                    b=(c-v)/b;
                    ddy=c*b;
                    c=b1*b;
                } else                 Care needed to avoid division by 0.
                    ddy=v;
                if (k != iest) v=d[j][k];
                d[j][k]=ddy;
                yy += ddy;
            }
            dy[j]=ddy;
            yz[j]=yy;
        }
    }
    free_vector(fx,1,iest);
}

```

## CITED REFERENCES AND FURTHER READING:

- Stoer, J., and Bulirsch, R. 1980, *Introduction to Numerical Analysis* (New York: Springer-Verlag), §7.2.14. [1]
- Gear, C.W. 1971, *Numerical Initial Value Problems in Ordinary Differential Equations* (Englewood Cliffs, NJ: Prentice-Hall), §6.2.
- Deuffhard, P. 1983, *Numerische Mathematik*, vol. 41, pp. 399–422. [2]
- Deuffhard, P. 1985, *SIAM Review*, vol. 27, pp. 505–535. [3]

## 16.5 Second-Order Conservative Equations

Usually when you have a system of high-order differential equations to solve it is best to reformulate them as a system of first-order equations, as discussed in §16.0. There is a particular class of equations that occurs quite frequently in practice where you can gain about a factor of two in efficiency by differencing the equations directly. The equations are second-order systems where the derivative does not appear on the right-hand side:

$$y'' = f(x, y), \quad y(x_0) = y_0, \quad y'(x_0) = z_0 \quad (16.5.1)$$

As usual,  $y$  can denote a vector of values.

*Stoermer's rule*, dating back to 1907, has been a popular method for discretizing such systems. With  $h = H/m$  we have

$$\begin{aligned}
 y_1 &= y_0 + h[z_0 + \frac{1}{2}hf(x_0, y_0)] \\
 y_{k+1} - 2y_k + y_{k-1} &= h^2 f(x_0 + kh, y_k), \quad k = 1, \dots, m-1 \\
 z_m &= (y_m - y_{m-1})/h + \frac{1}{2}hf(x_0 + H, y_m)
 \end{aligned} \quad (16.5.2)$$

Here  $z_m$  is  $y'(x_0 + H)$ . Henrici showed how to rewrite equations (16.5.2) to reduce roundoff error by using the quantities  $\Delta_k \equiv y_{k+1} - y_k$ . Start with

$$\begin{aligned}\Delta_0 &= h[z_0 + \frac{1}{2}hf(x_0, y_0)] \\ y_1 &= y_0 + \Delta_0\end{aligned}\tag{16.5.3}$$

Then for  $k = 1, \dots, m - 1$ , set

$$\begin{aligned}\Delta_k &= \Delta_{k-1} + h^2 f(x_0 + kh, y_k) \\ y_{k+1} &= y_k + \Delta_k\end{aligned}\tag{16.5.4}$$

Finally compute the derivative from

$$z_m = \Delta_{m-1}/h + \frac{1}{2}hf(x_0 + H, y_m)\tag{16.5.5}$$

Gragg again showed that the error series for equations (16.5.3)–(16.5.5) contains only even powers of  $h$ , and so the method is a logical candidate for extrapolation à la Bulirsch-Stoer. We replace `mmid` by the following routine `stoerm`:

```
#include "nrutil.h"

void stoerm(float y[], float d2y[], int nv, float xs, float htot, int nstep,
            float yout[], void (*derivs)(float, float [], float []))
Stoermer's rule for integrating  $y'' = f(x, y)$  for a system of  $n = nv/2$  equations. On input
y[1..nv] contains  $y$  in its first  $n$  elements and  $y'$  in its second  $n$  elements, all evaluated at
xs. d2y[1..nv] contains the right-hand side function  $f$  (also evaluated at xs) in its first  $n$ 
elements. Its second  $n$  elements are not referenced. Also input is htot, the total step to be
taken, and nstep, the number of substeps to be used. The output is returned as yout[1..nv],
with the same storage arrangement as y. derivs is the user-supplied routine that calculates  $f$ .
{
    int i, n, neqns, nn;
    float h, h2, halfh, x, *ytemp;

    ytemp=vector(1, nv);
    h=htot/nstep;           Stepsize this trip.
    halfh=0.5*h;
    neqns=nv/2;           Number of equations.
    for (i=1; i<=neqns; i++) {           First step.
        n=neqns+i;
        ytemp[i]=y[i]+(ytemp[n]=h*(y[n]+halfh*d2y[i]));
    }
    x=xs+h;
    (*derivs)(x, ytemp, yout);           Use yout for temporary storage of derivatives.
    h2=h*h;
    for (nn=2; nn<=nstep; nn++) {           General step.
        for (i=1; i<=neqns; i++)
            ytemp[i] += (ytemp[n=neqns+i] += h2*yout[i]);
        x += h;
        (*derivs)(x, ytemp, yout);
    }
    for (i=1; i<=neqns; i++) {           Last step.
        n=neqns+i;
        yout[n]=ytemp[n]/h+halfh*yout[i];
        yout[i]=ytemp[i];
    }
    free_vector(ytemp, 1, nv);
}
```

Note that for compatibility with `bsstep` the arrays `y` and `d2y` are of length  $2n$  for a system of  $n$  second-order equations. The values of  $y$  are stored in the first  $n$  elements of `y`, while the first derivatives are stored in the second  $n$  elements. The right-hand side  $f$  is stored in the first  $n$  elements of the array `d2y`; the second  $n$  elements are unused. With this storage arrangement you can use `bsstep` simply by replacing the call to `mmid` with one to `stoerm` using the same arguments; just be sure that the argument `nv` of `bsstep` is set to  $2n$ . You should also use the more efficient sequence of stepsizes suggested by Deuffhard:

$$n = 1, 2, 3, 4, 5, \dots \quad (16.5.6)$$

and set `KMAXX = 12` in `bsstep`.

#### CITED REFERENCES AND FURTHER READING:

Deuffhard, P. 1985, *SIAM Review*, vol. 27, pp. 505–535.

## 16.6 Stiff Sets of Equations

As soon as one deals with more than one first-order differential equation, the possibility of a *stiff* set of equations arises. Stiffness occurs in a problem where there are two or more very different scales of the independent variable on which the dependent variables are changing. For example, consider the following set of equations [1]:

$$\begin{aligned} u' &= 998u + 1998v \\ v' &= -999u - 1999v \end{aligned} \quad (16.6.1)$$

with boundary conditions

$$u(0) = 1 \quad v(0) = 0 \quad (16.6.2)$$

By means of the transformation

$$u = 2y - z \quad v = -y + z \quad (16.6.3)$$

we find the solution

$$\begin{aligned} u &= 2e^{-x} - e^{-1000x} \\ v &= -e^{-x} + e^{-1000x} \end{aligned} \quad (16.6.4)$$

If we integrated the system (16.6.1) with any of the methods given so far in this chapter, the presence of the  $e^{-1000x}$  term would require a stepsize  $h \ll 1/1000$  for the method to be stable (the reason for this is explained below). This is so even

Note that for compatibility with `bsstep` the arrays `y` and `d2y` are of length  $2n$  for a system of  $n$  second-order equations. The values of  $y$  are stored in the first  $n$  elements of `y`, while the first derivatives are stored in the second  $n$  elements. The right-hand side  $f$  is stored in the first  $n$  elements of the array `d2y`; the second  $n$  elements are unused. With this storage arrangement you can use `bsstep` simply by replacing the call to `mmid` with one to `stoerm` using the same arguments; just be sure that the argument `nv` of `bsstep` is set to  $2n$ . You should also use the more efficient sequence of stepsizes suggested by Deuffhard:

$$n = 1, 2, 3, 4, 5, \dots \quad (16.5.6)$$

and set `KMAXX = 12` in `bsstep`.

#### CITED REFERENCES AND FURTHER READING:

Deuffhard, P. 1985, *SIAM Review*, vol. 27, pp. 505–535.

## 16.6 Stiff Sets of Equations

As soon as one deals with more than one first-order differential equation, the possibility of a *stiff* set of equations arises. Stiffness occurs in a problem where there are two or more very different scales of the independent variable on which the dependent variables are changing. For example, consider the following set of equations [1]:

$$\begin{aligned} u' &= 998u + 1998v \\ v' &= -999u - 1999v \end{aligned} \quad (16.6.1)$$

with boundary conditions

$$u(0) = 1 \quad v(0) = 0 \quad (16.6.2)$$

By means of the transformation

$$u = 2y - z \quad v = -y + z \quad (16.6.3)$$

we find the solution

$$\begin{aligned} u &= 2e^{-x} - e^{-1000x} \\ v &= -e^{-x} + e^{-1000x} \end{aligned} \quad (16.6.4)$$

If we integrated the system (16.6.1) with any of the methods given so far in this chapter, the presence of the  $e^{-1000x}$  term would require a stepsize  $h \ll 1/1000$  for the method to be stable (the reason for this is explained below). This is so even

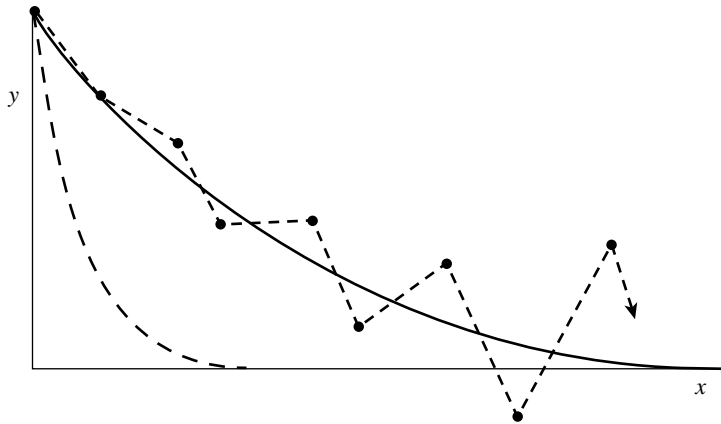


Figure 16.6.1. Example of an instability encountered in integrating a stiff equation (schematic). Here it is supposed that the equation has two solutions, shown as solid and dashed lines. Although the initial conditions are such as to give the solid solution, the stability of the integration (shown as the unstable dotted sequence of segments) is determined by the more rapidly varying dashed solution, even after that solution has effectively died away to zero. Implicit integration methods are the cure.

though the  $e^{-1000x}$  term is completely negligible in determining the values of  $u$  and  $v$  as soon as one is away from the origin (see Figure 16.6.1).

This is the generic disease of stiff equations: we are required to follow the variation in the solution on the shortest length scale to maintain stability of the integration, even though accuracy requirements allow a much larger stepsize.

To see how we might cure this problem, consider the single equation

$$y' = -cy \tag{16.6.5}$$

where  $c > 0$  is a constant. The explicit (or *forward*) Euler scheme for integrating this equation with stepsize  $h$  is

$$y_{n+1} = y_n + hy'_n = (1 - ch)y_n \tag{16.6.6}$$

The method is called explicit because the new value  $y_{n+1}$  is given explicitly in terms of the old value  $y_n$ . Clearly the method is unstable if  $h > 2/c$ , for then  $|y_n| \rightarrow \infty$  as  $n \rightarrow \infty$ .

The simplest cure is to resort to *implicit* differencing, where the right-hand side is evaluated at the *new*  $y$  location. In this case, we get the *backward Euler* scheme:

$$y_{n+1} = y_n + hy'_{n+1} \tag{16.6.7}$$

or

$$y_{n+1} = \frac{y_n}{1 + ch} \tag{16.6.8}$$

The method is absolutely stable: even as  $h \rightarrow \infty$ ,  $y_{n+1} \rightarrow 0$ , which is in fact the correct solution of the differential equation. If we think of  $x$  as representing time, then the implicit method converges to the true equilibrium solution (i.e., the solution at late times) for large stepsizes. This nice feature of implicit methods holds only for linear systems, but even in the general case implicit methods give better stability.

Sample page from NUMERICAL RECIPES IN C: THE ART OF SCIENTIFIC COMPUTING (ISBN 0-521-43108-5)  
 Copyright (C) 1988-1992 by Cambridge University Press. Programs Copyright (C) 1988-1992 by Numerical Recipes Software.  
 Permission is granted for internet users to make one paper copy for their own personal use. Further reproduction, or any copying of machine-readable files (including this one), to any server computer, is strictly prohibited. To order Numerical Recipes books or CDROMs, visit website <http://www.nr.com> or call 1-800-872-7423 (North America only), or send email to [directcustserv@cambridge.org](mailto:directcustserv@cambridge.org) (outside North America).

Of course, we give up *accuracy* in following the evolution towards equilibrium if we use large stepsizes, but we maintain *stability*.

These considerations can easily be generalized to sets of linear equations with constant coefficients:

$$\mathbf{y}' = -\mathbf{C} \cdot \mathbf{y} \quad (16.6.9)$$

where  $\mathbf{C}$  is a positive definite matrix. Explicit differencing gives

$$\mathbf{y}_{n+1} = (\mathbf{1} - \mathbf{C}h) \cdot \mathbf{y}_n \quad (16.6.10)$$

Now a matrix  $\mathbf{A}^n$  tends to zero as  $n \rightarrow \infty$  only if the largest eigenvalue of  $\mathbf{A}$  has magnitude less than unity. Thus  $\mathbf{y}_n$  is bounded as  $n \rightarrow \infty$  only if the largest eigenvalue of  $\mathbf{1} - \mathbf{C}h$  is less than 1, or in other words

$$h < \frac{2}{\lambda_{\max}} \quad (16.6.11)$$

where  $\lambda_{\max}$  is the largest eigenvalue of  $\mathbf{C}$ .

On the other hand, implicit differencing gives

$$\mathbf{y}_{n+1} = \mathbf{y}_n + h\mathbf{y}'_{n+1} \quad (16.6.12)$$

or

$$\mathbf{y}_{n+1} = (\mathbf{1} + \mathbf{C}h)^{-1} \cdot \mathbf{y}_n \quad (16.6.13)$$

If the eigenvalues of  $\mathbf{C}$  are  $\lambda$ , then the eigenvalues of  $(\mathbf{1} + \mathbf{C}h)^{-1}$  are  $(1 + \lambda h)^{-1}$ , which has magnitude less than one for all  $h$ . (Recall that all the eigenvalues of a positive definite matrix are nonnegative.) Thus the method is stable for all stepsizes  $h$ . The penalty we pay for this stability is that we are required to invert a matrix at each step.

Not all equations are linear with constant coefficients, unfortunately! For the system

$$\mathbf{y}' = \mathbf{f}(\mathbf{y}) \quad (16.6.14)$$

implicit differencing gives

$$\mathbf{y}_{n+1} = \mathbf{y}_n + h\mathbf{f}(\mathbf{y}_{n+1}) \quad (16.6.15)$$

In general this is some nasty set of nonlinear equations that has to be solved iteratively at each step. Suppose we try linearizing the equations, as in Newton's method:

$$\mathbf{y}_{n+1} = \mathbf{y}_n + h \left[ \mathbf{f}(\mathbf{y}_n) + \left. \frac{\partial \mathbf{f}}{\partial \mathbf{y}} \right|_{\mathbf{y}_n} \cdot (\mathbf{y}_{n+1} - \mathbf{y}_n) \right] \quad (16.6.16)$$

Here  $\partial \mathbf{f} / \partial \mathbf{y}$  is the matrix of the partial derivatives of the right-hand side (the Jacobian matrix). Rearrange equation (16.6.16) into the form

$$\mathbf{y}_{n+1} = \mathbf{y}_n + h \left[ \mathbf{1} - h \frac{\partial \mathbf{f}}{\partial \mathbf{y}} \right]^{-1} \cdot \mathbf{f}(\mathbf{y}_n) \quad (16.6.17)$$

If  $h$  is not too big, only one iteration of Newton's method may be accurate enough to solve equation (16.6.15) using equation (16.6.17). In other words, at each step we have to invert the matrix

$$\mathbf{1} - h \frac{\partial \mathbf{f}}{\partial \mathbf{y}} \quad (16.6.18)$$

to find  $\mathbf{y}_{n+1}$ . Solving implicit methods by linearization is called a "semi-implicit" method, so equation (16.6.17) is the *semi-implicit Euler method*. It is not guaranteed to be stable, but it usually is, because the behavior is locally similar to the case of a constant matrix  $\mathbf{C}$  described above.

So far we have dealt only with implicit methods that are first-order accurate. While these are very robust, most problems will benefit from higher-order methods. There are three important classes of higher-order methods for stiff systems:

- Generalizations of the Runge-Kutta method, of which the most useful are the Rosenbrock methods. The first practical implementation of these ideas was by Kaps and Rentrop, and so these methods are also called Kaps-Rentrop methods.
- Generalizations of the Bulirsch-Stoer method, in particular a semi-implicit extrapolation method due to Bader and Deuffhard.
- Predictor-corrector methods, most of which are descendants of Gear's backward differentiation method.

We shall give implementations of the first two methods. Note that systems where the right-hand side depends explicitly on  $x$ ,  $\mathbf{f}(\mathbf{y}, x)$ , can be handled by adding  $x$  to the list of dependent variables so that the system to be solved is

$$\begin{pmatrix} \mathbf{y} \\ x \end{pmatrix}' = \begin{pmatrix} \mathbf{f} \\ 1 \end{pmatrix} \quad (16.6.19)$$

In both the routines to be given in this section, we have explicitly carried out this replacement for you, so the routines can handle right-hand sides of the form  $\mathbf{f}(\mathbf{y}, x)$  without any special effort on your part.

We now mention an important point: *It is absolutely crucial to scale your variables properly when integrating stiff problems with automatic stepsize adjustment.* As in our nonstiff routines, you will be asked to supply a vector  $\mathbf{y}_{\text{scal}}$  with which the error is to be scaled. For example, to get constant fractional errors, simply set  $\mathbf{y}_{\text{scal}} = |\mathbf{y}|$ . You can get constant absolute errors relative to some maximum values by setting  $\mathbf{y}_{\text{scal}}$  equal to those maximum values. In stiff problems, there are often strongly decreasing pieces of the solution which you are not particularly interested in following once they are small. You can control the relative error above some threshold  $\mathbf{C}$  and the absolute error below the threshold by setting

$$\mathbf{y}_{\text{scal}} = \max(\mathbf{C}, |\mathbf{y}|) \quad (16.6.20)$$

If you are using appropriate nondimensional units, then each component of  $\mathbf{C}$  should be of order unity. If you are not sure what values to take for  $\mathbf{C}$ , simply try setting each component equal to unity. *We strongly advocate the choice (16.6.20) for stiff problems.*

One final warning: Solving stiff problems can sometimes lead to catastrophic precision loss. Be alert for situations where double precision is necessary.

## Rosenbrock Methods

These methods have the advantage of being relatively simple to understand and implement. For moderate accuracies ( $\epsilon \lesssim 10^{-4} - 10^{-5}$  in the error criterion) and moderate-sized systems ( $N \lesssim 10$ ), they are competitive with the more complicated algorithms. For more stringent parameters, Rosenbrock methods remain reliable; they merely become less efficient than competitors like the semi-implicit extrapolation method (see below).

A Rosenbrock method seeks a solution of the form

$$\mathbf{y}(x_0 + h) = \mathbf{y}_0 + \sum_{i=1}^s c_i \mathbf{k}_i \quad (16.6.21)$$

where the corrections  $\mathbf{k}_i$  are found by solving  $s$  linear equations that generalize the structure in (16.6.17):

$$(\mathbf{1} - \gamma h \mathbf{f}') \cdot \mathbf{k}_i = h \mathbf{f} \left( \mathbf{y}_0 + \sum_{j=1}^{i-1} \alpha_{ij} \mathbf{k}_j \right) + h \mathbf{f}' \cdot \sum_{j=1}^{i-1} \gamma_{ij} \mathbf{k}_j, \quad i = 1, \dots, s \quad (16.6.22)$$

Here we denote the Jacobian matrix by  $\mathbf{f}'$ . The coefficients  $\gamma$ ,  $c_i$ ,  $\alpha_{ij}$ , and  $\gamma_{ij}$  are fixed constants independent of the problem. If  $\gamma = \gamma_{ij} = 0$ , this is simply a Runge-Kutta scheme. Equations (16.6.22) can be solved successively for  $\mathbf{k}_1, \mathbf{k}_2, \dots$ .

Crucial to the success of a stiff integration scheme is an automatic stepsize adjustment algorithm. Kaps and Rentrop [2] discovered an *embedded* or Runge-Kutta-Fehlberg method as described in §16.2: Two estimates of the form (16.6.21) are computed, the “real” one  $\mathbf{y}$  and a lower-order estimate  $\hat{\mathbf{y}}$  with different coefficients  $\hat{c}_i, i = 1, \dots, \hat{s}$ , where  $\hat{s} < s$  but the  $\mathbf{k}_i$  are the same. The difference between  $\mathbf{y}$  and  $\hat{\mathbf{y}}$  leads to an estimate of the local truncation error, which can then be used for stepsize control. Kaps and Rentrop showed that the smallest value of  $s$  for which embedding is possible is  $s = 4, \hat{s} = 3$ , leading to a fourth-order method.

To minimize the matrix-vector multiplications on the right-hand side of (16.6.22), we rewrite the equations in terms of quantities

$$\mathbf{g}_i = \sum_{j=1}^{i-1} \gamma_{ij} \mathbf{k}_j + \gamma \mathbf{k}_i \quad (16.6.23)$$

The equations then take the form

$$\begin{aligned} (\mathbf{1}/\gamma h - \mathbf{f}') \cdot \mathbf{g}_1 &= \mathbf{f}(\mathbf{y}_0) \\ (\mathbf{1}/\gamma h - \mathbf{f}') \cdot \mathbf{g}_2 &= \mathbf{f}(\mathbf{y}_0 + a_{21} \mathbf{g}_1) + c_{21} \mathbf{g}_1/h \\ (\mathbf{1}/\gamma h - \mathbf{f}') \cdot \mathbf{g}_3 &= \mathbf{f}(\mathbf{y}_0 + a_{31} \mathbf{g}_1 + a_{32} \mathbf{g}_2) + (c_{31} \mathbf{g}_1 + c_{32} \mathbf{g}_2)/h \\ (\mathbf{1}/\gamma h - \mathbf{f}') \cdot \mathbf{g}_4 &= \mathbf{f}(\mathbf{y}_0 + a_{41} \mathbf{g}_1 + a_{42} \mathbf{g}_2 + a_{43} \mathbf{g}_3) + (c_{41} \mathbf{g}_1 + c_{42} \mathbf{g}_2 + c_{43} \mathbf{g}_3)/h \end{aligned} \quad (16.6.24)$$

In our implementation `stiff` of the Kaps-Rentrop algorithm, we have carried out the replacement (16.6.19) explicitly in equations (16.6.24), so you need not concern yourself about it. Simply provide a routine (called `derivs` in `stiff`) that returns  $\mathbf{f}$  (called `dydx`) as a function of  $x$  and  $\mathbf{y}$ . Also supply a routine `jacobn` that returns  $\mathbf{f}'$  (`dfdy`) and  $\partial \mathbf{f} / \partial x$  (`dfdx`) as functions of  $x$  and  $\mathbf{y}$ . If  $x$  does not occur explicitly on the right-hand side, then `dfdx` will be zero. Usually the Jacobian matrix will be available to you by analytic differentiation of the right-hand side  $\mathbf{f}$ . If not, your routine will have to compute it by numerical differencing with appropriate increments  $\Delta \mathbf{y}$ .

Kaps and Rentrop gave two different sets of parameters, which have slightly different stability properties. Several other sets have been proposed. Our default choice is that of Shampine [3], but we also give you one of the Kaps-Rentrop sets as an option. Some proposed parameter sets require function evaluations outside the domain of integration; we prefer to avoid that complication.

The calling sequence of `stiff` is exactly the same as the nonstiff routines given earlier in this chapter. It is thus “plug-compatible” with them in the general ODE integrating routine



odeint. This compatibility requires, unfortunately, one slight anomaly: While the user-supplied routine `derivs` is a dummy argument (which can therefore have any actual name), the other user-supplied routine is *not* an argument and must be named (exactly) `jacobjn`.

`stiff` begins by saving the initial values, in case the step has to be repeated because the error tolerance is exceeded. The linear equations (16.6.24) are solved by first computing the *LU* decomposition of the matrix  $\mathbf{I}/\gamma h - \mathbf{f}'$  using the routine `ludcmp`. Then the four  $\mathbf{g}_i$  are found by back-substitution of the four different right-hand sides using `lubksb`. Note that each step of the integration requires one call to `jacobjn` and three calls to `derivs` (one call to get `dydx` before calling `stiff`, and two calls inside `stiff`). The reason only three calls are needed and not four is that the parameters have been chosen so that the last two calls in equation (16.6.24) are done with the same arguments. Counting the evaluation of the Jacobian matrix as roughly equivalent to  $N$  evaluations of the right-hand side  $\mathbf{f}$ , we see that the Kaps-Rentrop scheme involves about  $N + 3$  function evaluations per step. Note that if  $N$  is large and the Jacobian matrix is sparse, you should replace the *LU* decomposition by a suitable sparse matrix procedure.

Stepsize control depends on the fact that

$$\begin{aligned}\mathbf{y}_{\text{exact}} &= \mathbf{y} + O(h^5) \\ \mathbf{y}_{\text{exact}} &= \hat{\mathbf{y}} + O(h^4)\end{aligned}\tag{16.6.25}$$

Thus

$$|\mathbf{y} - \hat{\mathbf{y}}| = O(h^4)\tag{16.6.26}$$

Referring back to the steps leading from equation (16.2.4) to equation (16.2.10), we see that the new stepsize should be chosen as in equation (16.2.10) but with the exponents 1/4 and 1/5 replaced by 1/3 and 1/4, respectively. Also, experience shows that it is wise to prevent too large a stepsize change in one step, otherwise we will probably have to undo the large change in the next step. We adopt 0.5 and 1.5 as the maximum allowed decrease and increase of  $h$  in one step.

```
#include <math.h>
#include "nrutil.h"
#define SAFETY 0.9
#define GROW 1.5
#define PGROW -0.25
#define SHRNK 0.5
#define PSHRNK (-1.0/3.0)
#define ERRCON 0.1296
#define MAXTRY 40
Here NMAX is the maximum value of n; GROW and SHRNK are the largest and smallest factors
by which stepsize can change in one step; ERRCON equals (GROW/SAFETY) raised to the power
(1/PGROW) and handles the case when errmax  $\simeq 0$ .
#define GAM (1.0/2.0)
#define A21 2.0
#define A31 (48.0/25.0)
#define A32 (6.0/25.0)
#define C21 -8.0
#define C31 (372.0/25.0)
#define C32 (12.0/5.0)
#define C41 (-112.0/125.0)
#define C42 (-54.0/125.0)
#define C43 (-2.0/5.0)
#define B1 (19.0/9.0)
#define B2 (1.0/2.0)
#define B3 (25.0/108.0)
#define B4 (125.0/108.0)
#define E1 (17.0/54.0)
#define E2 (7.0/36.0)
#define E3 0.0
#define E4 (125.0/108.0)
```

```
#define C1X (1.0/2.0)
#define C2X (-3.0/2.0)
#define C3X (121.0/50.0)
#define C4X (29.0/250.0)
#define A2X 1.0
#define A3X (3.0/5.0)
```

```
void stiff(float y[], float dydx[], int n, float *x, float htry, float eps,
          float yscal[], float *hdid, float *hnext,
          void (*derivs)(float, float [], float []))
```

Fourth-order Rosenbrock step for integrating stiff o.d.e.'s, with monitoring of local truncation error to adjust stepsize. Input are the dependent variable vector  $y[1..n]$  and its derivative  $dydx[1..n]$  at the starting value of the independent variable  $x$ . Also input are the stepsize to be attempted  $htry$ , the required accuracy  $eps$ , and the vector  $yscal[1..n]$  against which the error is scaled. On output,  $y$  and  $x$  are replaced by their new values,  $hdid$  is the stepsize that was actually accomplished, and  $hnext$  is the estimated next stepsize. `derivs` is a user-supplied routine that computes the derivatives of the right-hand side with respect to  $x$ , while `jacobn` (a fixed name) is a user-supplied routine that computes the Jacobi matrix of derivatives of the right-hand side with respect to the components of  $y$ .

```
{
    void jacobn(float x, float y[], float dfdx[], float **dfdy, int n);
    void lubksb(float **a, int n, int *indx, float b[]);
    void ludcmp(float **a, int n, int *indx, float *d);
    int i,j,jtry,*indx;
    float d,errmax,h,xsav,**a,*dfdx,**dfdy,*dysav,*err;
    float *g1,*g2,*g3,*g4,*ysav;

    indx=ivector(1,n);
    a=matrix(1,n,1,n);
    dfdx=vector(1,n);
    dfdy=matrix(1,n,1,n);
    dysav=vector(1,n);
    err=vector(1,n);
    g1=vector(1,n);
    g2=vector(1,n);
    g3=vector(1,n);
    g4=vector(1,n);
    ysav=vector(1,n);
    xsav>(*x);           Save initial values.
    for (i=1;i<=n;i++) {
        ysav[i]=y[i];
        dysav[i]=dydx[i];
    }
    jacobn(xsav,ysav,dfdx,dfdy,n);
    The user must supply this routine to return the n-by-n matrix dfdy and the vector dfdx.
    h=htry;           Set stepsize to the initial trial value.
    for (jtry=1;jtry<=MAXTRY;jtry++) {
        for (i=1;i<=n;i++) {           Set up the matrix  $1 - \gamma h f'$ .
            for (j=1;j<=n;j++) a[i][j] = -dfdy[i][j];
            a[i][i] += 1.0/(GAM*h);
        }
        ludcmp(a,n,indx,&d);           LU decomposition of the matrix.
        for (i=1;i<=n;i++)           Set up right-hand side for  $g_1$ .
            g1[i]=dysav[i]+h*C1X*dfdx[i];
        lubksb(a,n,indx,g1);           Solve for  $g_1$ .
        for (i=1;i<=n;i++)           Compute intermediate values of  $y$  and  $x$ .
            y[i]=ysav[i]+A21*g1[i];
        *x=xsav+A2X*h;
        (*derivs)(*x,y,dydx);           Compute dydx at the intermediate values.
        for (i=1;i<=n;i++)           Set up right-hand side for  $g_2$ .
            g2[i]=dydx[i]+h*C2X*dfdx[i]+C21*g1[i]/h;
        lubksb(a,n,indx,g2);           Solve for  $g_2$ .
        for (i=1;i<=n;i++)           Compute intermediate values of  $y$  and  $x$ .
            y[i]=ysav[i]+A31*g1[i]+A32*g2[i];
```

Sample page from NUMERICAL RECIPES IN C: THE ART OF SCIENTIFIC COMPUTING (ISBN 0-521-43108-5)  
Copyright (C) 1988-1992 by Cambridge University Press. Programs Copyright (C) 1988-1992 by Numerical Recipes Software.  
Permission is granted for internet users to make one paper copy for their own personal use. Further reproduction, or any copying of machine-readable files (including this one), to any server computer, is strictly prohibited. To order Numerical Recipes books or CDROMs, visit website <http://www.nr.com> or call 1-800-872-7423 (North America only), or send email to [directcustserv@cambridge.org](mailto:directcustserv@cambridge.org) (outside North America).

```

*x=xsav+A3X*h;
(*derivs)(*x,y,dydx);      Compute dydx at the intermediate values.
for (i=1;i<=n;i++)          Set up right-hand side for g3.
    g3[i]=dydx[i]+h*C3X*dfdx[i]+(C31*g1[i]+C32*g2[i])/h;
lubksb(a,n,indx,g3);        Solve for g3.
for (i=1;i<=n;i++)          Set up right-hand side for g4.
    g4[i]=dydx[i]+h*C4X*dfdx[i]+(C41*g1[i]+C42*g2[i]+C43*g3[i])/h;
lubksb(a,n,indx,g4);        Solve for g4.
for (i=1;i<=n;i++) {        Get fourth-order estimate of y and error estimate.
    y[i]=ysav[i]+B1*g1[i]+B2*g2[i]+B3*g3[i]+B4*g4[i];
    err[i]=E1*g1[i]+E2*g2[i]+E3*g3[i]+E4*g4[i];
}
*x=xsav+h;
if (*x == xsav) nrerror("stepsize not significant in stiff");
errmax=0.0;                  Evaluate accuracy.
for (i=1;i<=n;i++) errmax=FMAX(errmax,fabs(err[i]/yscal[i]));
errmax /= eps;               Scale relative to required tolerance.
if (errmax <= 1.0) {         Step succeeded. Compute size of next step and re-
    *hhd=h;                  turn.
    *hnext=(errmax > ERRCON ? SAFETY*h*pow(errmax,PGROW) : GROW*h);
    free_vector(ysav,1,n);
    free_vector(g4,1,n);
    free_vector(g3,1,n);
    free_vector(g2,1,n);
    free_vector(g1,1,n);
    free_vector(err,1,n);
    free_vector(dysav,1,n);
    free_matrix(dfdy,1,n,1,n);
    free_vector(dfdx,1,n);
    free_matrix(a,1,n,1,n);
    free_ivector(indx,1,n);
    return;
} else {                      Truncation error too large, reduce stepsize.
    *hnext=SAFETY*h*pow(errmax,PSHRNK);
    h=(h >= 0.0 ? FMAX(*hnext,SHRINK*h) : FMIN(*hnext,SHRINK*h));
}
}                               Go back and re-try step.
nrerror("exceeded MAXTRY in stiff");
}

```

Here are the Kaps-Rentrop parameters, which can be substituted for those of Shampine simply by replacing the #define statements:

```

#define GAM 0.231
#define A21 2.0
#define A31 4.52470820736
#define A32 4.16352878860
#define C21 -5.07167533877
#define C31 6.02015272865
#define C32 0.159750684673
#define C41 -1.856343618677
#define C42 -8.50538085819
#define C43 -2.08407513602
#define B1 3.95750374663
#define B2 4.62489238836
#define B3 0.617477263873
#define B4 1.282612945268
#define E1 -2.30215540292
#define E2 -3.07363448539
#define E3 0.873280801802
#define E4 1.282612945268
#define C1X GAM

```

```
#define C2X -0.396296677520e-01
#define C3X 0.550778939579
#define C4X -0.553509845700e-01
#define A2X 0.462
#define A3X 0.880208333333
```

As an example of how `stiff` is used, one can solve the system

$$\begin{aligned}y_1' &= -.013y_1 - 1000y_1y_3 \\y_2' &= -2500y_2y_3 \\y_3' &= -.013y_1 - 1000y_1y_3 - 2500y_2y_3\end{aligned}\tag{16.6.27}$$

with initial conditions

$$y_1(0) = 1, \quad y_2(0) = 1, \quad y_3(0) = 0\tag{16.6.28}$$

(This is test problem D4 in [4].) We integrate the system up to  $x = 50$  with an initial stepsize of  $h = 2.9 \times 10^{-4}$  using `odeint`. The components of  $\mathbf{C}$  in (16.6.20) are all set to unity. The routines `derivs` and `jacobn` for this problem are given below. Even though the ratio of largest to smallest decay constants for this problem is around  $10^6$ , `stiff` succeeds in integrating this set in only 29 steps with  $\epsilon = 10^{-4}$ . By contrast, the Runge-Kutta routine `rkqs` requires 51,012 steps!

```
void jacobn(float x, float y[], float dfdx[], float **dfdy, int n)
{
    int i;

    for (i=1;i<=n;i++) dfdx[i]=0.0;
    dfdy[1][1] = -0.013-1000.0*y[3];
    dfdy[1][2]=0.0;
    dfdy[1][3] = -1000.0*y[1];
    dfdy[2][1]=0.0;
    dfdy[2][2] = -2500.0*y[3];
    dfdy[2][3] = -2500.0*y[2];
    dfdy[3][1] = -0.013-1000.0*y[3];
    dfdy[3][2] = -2500.0*y[3];
    dfdy[3][3] = -1000.0*y[1]-2500.0*y[2];
}

void derivs(float x, float y[], float dydx[])
{
    dydx[1] = -0.013*y[1]-1000.0*y[1]*y[3];
    dydx[2] = -2500.0*y[2]*y[3];
    dydx[3] = -0.013*y[1]-1000.0*y[1]*y[3]-2500.0*y[2]*y[3];
}
```

### Semi-implicit Extrapolation Method

The Bulirsch-Stoer method, which discretizes the differential equation using the modified midpoint rule, does not work for stiff problems. Bader and Deuffhard [5] discovered a semi-implicit discretization that works very well and that lends itself to extrapolation exactly as in the original Bulirsch-Stoer method.

The starting point is an implicit form of the midpoint rule:

$$\mathbf{y}_{n+1} - \mathbf{y}_{n-1} = 2h\mathbf{f}\left(\frac{\mathbf{y}_{n+1} + \mathbf{y}_{n-1}}{2}\right)\tag{16.6.29}$$

Sample page from NUMERICAL RECIPES IN C: THE ART OF SCIENTIFIC COMPUTING (ISBN 0-521-43108-5)  
Copyright (C) 1988-1992 by Cambridge University Press. Programs Copyright (C) 1988-1992 by Numerical Recipes Software.  
Permission is granted for internet users to make one paper copy for their own personal use. Further reproduction, or any copying of machine-readable files (including this one), to any server computer, is strictly prohibited. To order Numerical Recipes books or CDROMs, visit website <http://www.nr.com> or call 1-800-872-7423 (North America only), or send email to [directcustserv@cambridge.org](mailto:directcustserv@cambridge.org) (outside North America).

Convert this equation into semi-implicit form by linearizing the right-hand side about  $\mathbf{f}(\mathbf{y}_n)$ . The result is the *semi-implicit midpoint rule*:

$$\left[ \mathbf{1} - h \frac{\partial \mathbf{f}}{\partial \mathbf{y}} \right] \cdot \mathbf{y}_{n+1} = \left[ \mathbf{1} + h \frac{\partial \mathbf{f}}{\partial \mathbf{y}} \right] \cdot \mathbf{y}_{n-1} + 2h \left[ \mathbf{f}(\mathbf{y}_n) - \frac{\partial \mathbf{f}}{\partial \mathbf{y}} \cdot \mathbf{y}_n \right] \quad (16.6.30)$$

It is used with a special first step, the semi-implicit Euler step (16.6.17), and a special “smoothing” last step in which the last  $\mathbf{y}_n$  is replaced by

$$\bar{\mathbf{y}}_n \equiv \frac{1}{2}(\mathbf{y}_{n+1} + \mathbf{y}_{n-1}) \quad (16.6.31)$$

Bader and Deuffhard showed that the error series for this method once again involves only even powers of  $h$ .

For practical implementation, it is better to rewrite the equations using  $\Delta_k \equiv \mathbf{y}_{k+1} - \mathbf{y}_k$ . With  $h = H/m$ , start by calculating

$$\begin{aligned} \Delta_0 &= \left[ \mathbf{1} - h \frac{\partial \mathbf{f}}{\partial \mathbf{y}} \right]^{-1} \cdot h\mathbf{f}(\mathbf{y}_0) \\ \mathbf{y}_1 &= \mathbf{y}_0 + \Delta_0 \end{aligned} \quad (16.6.32)$$

Then for  $k = 1, \dots, m-1$ , set

$$\begin{aligned} \Delta_k &= \Delta_{k-1} + 2 \left[ \mathbf{1} - h \frac{\partial \mathbf{f}}{\partial \mathbf{y}} \right]^{-1} \cdot [h\mathbf{f}(\mathbf{y}_k) - \Delta_{k-1}] \\ \mathbf{y}_{k+1} &= \mathbf{y}_k + \Delta_k \end{aligned} \quad (16.6.33)$$

Finally compute

$$\begin{aligned} \Delta_m &= \left[ \mathbf{1} - h \frac{\partial \mathbf{f}}{\partial \mathbf{y}} \right]^{-1} \cdot [h\mathbf{f}(\mathbf{y}_m) - \Delta_{m-1}] \\ \bar{\mathbf{y}}_m &= \mathbf{y}_m + \Delta_m \end{aligned} \quad (16.6.34)$$

It is easy to incorporate the replacement (16.6.19) in the above formulas. The additional terms in the Jacobian that come from  $\partial \mathbf{f} / \partial x$  all cancel out of the semi-implicit midpoint rule (16.6.30). In the special first step (16.6.17), and in the corresponding equation (16.6.32), the term  $h\mathbf{f}$  becomes  $h\mathbf{f} + h^2 \partial \mathbf{f} / \partial x$ . The remaining equations are all unchanged.

This algorithm is implemented in the routine `simpr`:

```
#include "nrutil.h"

void simpr(float y[], float dydx[], float dfdx[], float **dfdy, int n,
           float xs, float htot, int nstep, float yout[],
           void (*derivs)(float, float [], float []))
Performs one step of semi-implicit midpoint rule. Input are the dependent variable y[1..n], its
derivative dydx[1..n], the derivative of the right-hand side with respect to x, dfdx[1..n],
and the Jacobian dfdy[1..n][1..n] at xs. Also input are htot, the total step to be taken,
and nstep, the number of substeps to be used. The output is returned as yout[1..n].
derivs is the user-supplied routine that calculates dydx.
{
    void lubksb(float **a, int n, int *indx, float b[]);
    void ludcmp(float **a, int n, int *indx, float *d);
    int i,j,nn,*indx;
    float d,h,x,**a,*del,*ytemp;

    indx=ivector(1,n);
    a=matrix(1,n,1,n);
    del=vector(1,n);
    ytemp=vector(1,n);
    h=htot/nstep;
    for (i=1;i<=n;i++) {
        Stepsize this trip.
        Set up the matrix  $\mathbf{1} - h\mathbf{f}'$ .
        for (j=1;j<=n;j++) a[i][j] = -h*dfdy[i][j];
    }
}
```

```

    ++a[i][i];
}
ludcmp(a,n,indx,&d);           LU decomposition of the matrix.
for (i=1;i<=n;i++)           Set up right-hand side for first step. Use yout
    yout[i]=h*(dydx[i]+h*dfdx[i]);   for temporary storage.
lubksb(a,n,indx,yout);
for (i=1;i<=n;i++)           First step.
    ytemp[i]=y[i]+(del[i]=yout[i]);
x=xs+h;
(*derivs)(x,ytemp,yout);     Use yout for temporary storage of derivatives.
for (nn=2;nn<=nstep;nn++) {   General step.
    for (i=1;i<=n;i++)         Set up right-hand side for general step.
        yout[i]=h*yout[i]-del[i];
    lubksb(a,n,indx,yout);
    for (i=1;i<=n;i++)
        ytemp[i] += (del[i] += 2.0*yout[i]);
    x += h;
    (*derivs)(x,ytemp,yout);
}
for (i=1;i<=n;i++)           Set up right-hand side for last step.
    yout[i]=h*yout[i]-del[i];
lubksb(a,n,indx,yout);
for (i=1;i<=n;i++)           Take last step.
    yout[i] += ytemp[i];
free_vector(ytemp,1,n);
free_vector(del,1,n);
free_matrix(a,1,n,1,n);
free_ivector(indx,1,n);
}

```

The routine `simpr` is intended to be used in a routine `stifbs` that is almost exactly the same as `bsstep`. The only differences are:

- The stepsize sequence is

$$n = 2, 6, 10, 14, 22, 34, 50, \dots, \quad (16.6.35)$$

where each member differs from its predecessor by the smallest multiple of 4 that makes the ratio of successive terms be  $\leq \frac{5}{7}$ . The parameter `KMAXX` is taken to be 7.

- The work per unit step now includes the cost of Jacobian evaluations as well as function evaluations. We count one Jacobian evaluation as equivalent to  $N$  function evaluations, where  $N$  is the number of equations.
- Once again the user-supplied routine `derivs` is a dummy argument and so can have any name. However, to maintain “plug-compatibility” with `rkqs`, `bsstep` and `stiff`, the routine `jacobn` is not an argument and *must* have exactly this name. It is called once per step to return  $\mathbf{f}'$  ( $d\mathbf{f}/dy$ ) and  $\partial\mathbf{f}/\partial x$  ( $d\mathbf{f}/dx$ ) as functions of  $x$  and  $\mathbf{y}$ .

Here is the routine, with comments pointing out only the differences from `bsstep`:

```

#include <math.h>
#include "nrutil.h"
#define KMAXX 7
#define IMAXX (KMAXX+1)
#define SAFE1 0.25
#define SAFE2 0.7
#define REDMAX 1.0e-5
#define REDMIN 0.7
#define TINY 1.0e-30
#define SCALMX 0.1

float **d,*x;

void stifbs(float y[], float dydx[], int nv, float *xx, float htry, float eps,
            float yscal[], float *hdid, float *hnext,
            void (*derivs)(float, float [], float []))

```

Semi-implicit extrapolation step for integrating stiff o.d.e.'s, with monitoring of local truncation error to adjust stepsize. Input are the dependent variable vector  $y[1..nv]$  and its derivative  $dydx[1..nv]$  at the starting value of the independent variable  $x$ . Also input are the stepsize to be attempted  $htry$ , the required accuracy  $eps$ , and the vector  $yscal[1..nv]$  against which the error is scaled. On output,  $y$  and  $x$  are replaced by their new values,  $hdid$  is the stepsize that was actually accomplished, and  $hnext$  is the estimated next stepsize. `derivs` is a user-supplied routine that computes the derivatives of the right-hand side with respect to  $x$ , while `jacobn` (a fixed name) is a user-supplied routine that computes the Jacobi matrix of derivatives of the right-hand side with respect to the components of  $y$ . Be sure to set  $htry$  on successive steps to the value of  $hnext$  returned from the previous step, as is the case if the routine is called by `odeint`.

```
{
void jacobn(float x, float y[], float dfdx[], float **dfdy, int n);
void simpr(float y[], float dydx[], float dfdx[], float **dfdy,
    int n, float xs, float htot, int nstep, float yout[],
    void (*derivs)(float, float [], float []));
void pzextr(int iest, float xest, float yest[], float yz[], float dy[],
    int nv);
int i,iq,k,kk,km;
static int first=1,kmax,kopt,nvold = -1;
static float epsold = -1.0,xnew;
float eps1,errmax,fact,h,red,scale,work,wrkmin,xest;
float *dfdx,**dfdy,*err,*yerr,*ysav,*yseq;
static float a[IMAXX+1];
static float alf[KMAXX+1][KMAXX+1];
static int nseq[IMAXX+1]={0,2,6,10,14,22,34,50,70};
int reduct,exitflag=0;

d=matrix(1,nv,1,KMAXX);
dfdx=vector(1,nv);
dfdy=matrix(1,nv,1,nv);
err=vector(1,KMAXX);
x=vector(1,KMAXX);
yerr=vector(1,nv);
ysav=vector(1,nv);
yseq=vector(1,nv);
if(eps != epsold || nv != nvold) {
    *hnext = xnew = -1.0e29;
    eps1=SAFE1*eps;
    a[1]=nseq[1]+1;
    for (k=1;k<=KMAXX;k++) a[k+1]=a[k]+nseq[k+1];
    for (iq=2;iq<=KMAXX;iq++) {
        for (k=1;k<iq;k++)
            alf[k][iq]=pow(eps1,((a[k+1]-a[iq+1])/
                ((a[iq+1]-a[1]+1.0)*(2*k+1))));
    }
    epsold=eps;
    nvold=nv;
    a[1] += nv;
    for (k=1;k<=KMAXX;k++) a[k+1]=a[k]+nseq[k+1];
    for (kopt=2;kopt<KMAXX;kopt++)
        if (a[kopt+1] > a[kopt]*alf[kopt-1][kopt]) break;
    kmax=kopt;
}
h=htry;
for (i=1;i<=nv;i++) ysav[i]=y[i];
jacobn(*xx,y,dfdx,dfdy,nv);
if (*xx != xnew || h != (*hnext)) {
    first=1;
    kopt=kmax;
}
reduct=0;
for (;;) {
    for (k=1;k<=kmax;k++) {
        Sequence is different from
        bsstep.
    }
    Reinitialize also if nv has changed.
    Save nv.
    Add cost of Jacobian evaluations to work
    coefficients.
    Evaluate Jacobian.
}
```

Sample page from NUMERICAL RECIPES IN C: THE ART OF SCIENTIFIC COMPUTING (ISBN 0-521-43108-5)  
 Copyright (C) 1988-1992 by Cambridge University Press. Programs Copyright (C) 1988-1992 by Numerical Recipes Software.  
 Permission is granted for internet users to make one paper copy for their own personal use. Further reproduction, or any copying of machine-  
 readable files (including this one), to any server computer, is strictly prohibited. To order Numerical Recipes books or CDROMs, visit website  
<http://www.nr.com> or call 1-800-872-7423 (North America only), or send email to [directcustserv@cambridge.org](mailto:directcustserv@cambridge.org) (outside North America).

```

xnew>(*xx)+h;
if (xnew == (*xx)) nrerror("step size underflow in stifbs");
simplr(y sav, dydx, dfdx, dfdy, nv, *xx, h, nseq[k], yseq, derivs);
Semi-implicit midpoint rule.
xest=SQR(h/nseq[k]);          The rest of the routine is identical to
pzextr(k, xest, yseq, y, yerr, nv);          bsstep.
if (k != 1) {
    errmax=TINY;
    for (i=1; i<nv; i++) errmax=FMAX(errmax, fabs(yerr[i]/yscal[i]));
    errmax /= eps;
    km=k-1;
    err[km]=pow(errmax/SAFE1, 1.0/(2*km+1));
}
if (k != 1 && (k >= kopt-1 || first)) {
    if (errmax < 1.0) {
        exitflag=1;
        break;
    }
    if (k == kmax || k == kopt+1) {
        red=SAFE2/err[km];
        break;
    }
    else if (k == kopt && alf[kopt-1][kopt] < err[km]) {
        red=1.0/err[km];
        break;
    }
    else if (kopt == kmax && alf[km][kmax-1] < err[km]) {
        red=alf[km][kmax-1]*SAFE2/err[km];
        break;
    }
    else if (alf[km][kopt] < err[km]) {
        red=alf[km][kopt-1]/err[km];
        break;
    }
}
}
if (exitflag) break;
red=FMIN(red, REDMIN);
red=FMAX(red, REDMAX);
h *= red;
reduct=1;
}
*xx=xnew;
*hdid=h;
first=0;
wrkmin=1.0e35;
for (kk=1; kk<=km; kk++) {
    fact=FMAX(err[kk], SCALMX);
    work=fact*a[kk+1];
    if (work < wrkmin) {
        scale=fact;
        wrkmin=work;
        kopt=kk+1;
    }
}
*hnnext=h/scale;
if (kopt >= k && kopt != kmax && !reduct) {
    fact=FMAX(scale/alf[kopt-1][kopt], SCALMX);
    if (a[kopt+1]*fact <= wrkmin) {
        *hnnext=h/fact;
        kopt++;
    }
}
}
free_vector(yseq, 1, nv);

```

Sample page from NUMERICAL RECIPES IN C: THE ART OF SCIENTIFIC COMPUTING (ISBN 0-521-43108-5)  
 Copyright (C) 1988-1992 by Cambridge University Press. Programs Copyright (C) 1988-1992 by Numerical Recipes Software.  
 Permission is granted for internet users to make one paper copy for their own personal use. Further reproduction, or any copying of machine-readable files (including this one), to any server computer, is strictly prohibited. To order Numerical Recipes books or CDROMs, visit website <http://www.nr.com> or call 1-800-872-7423 (North America only), or send email to [directcustserv@cambridge.org](mailto:directcustserv@cambridge.org) (outside North America).



```

free_vector(ysav,1,nv);
free_vector(yerr,1,nv);
free_vector(x,1,KMAXX);
free_vector(err,1,KMAXX);
free_matrix(dfdy,1,nv,1,nv);
free_vector(dfdx,1,nv);
free_matrix(d,1,nv,1,KMAXX);
}

```

The routine `stifbs` is an excellent routine for all stiff problems, competitive with the best Gear-type routines. `stif` is comparable in execution time for moderate  $N$  and  $\epsilon \lesssim 10^{-4}$ . By the time  $\epsilon \sim 10^{-8}$ , `stifbs` is roughly an order of magnitude faster. There are further improvements that could be applied to `stifbs` to make it even more robust. For example, very occasionally `ludcmp` in `simplr` will encounter a singular matrix. You could arrange for the stepsize to be reduced, say by a factor of the current `nseq[k]`. There are also certain stability restrictions on the stepsize that come into play on some problems. For a discussion of how to implement these automatically, see [6].

#### CITED REFERENCES AND FURTHER READING:

- Gear, C.W. 1971, *Numerical Initial Value Problems in Ordinary Differential Equations* (Englewood Cliffs, NJ: Prentice-Hall). [1]
- Kaps, P., and Rentrop, P. 1979, *Numerische Mathematik*, vol. 33, pp. 55–68. [2]
- Shampine, L.F. 1982, *ACM Transactions on Mathematical Software*, vol. 8, pp. 93–113. [3]
- Enright, W.H., and Pryce, J.D. 1987, *ACM Transactions on Mathematical Software*, vol. 13, pp. 1–27. [4]
- Bader, G., and Deuffhard, P. 1983, *Numerische Mathematik*, vol. 41, pp. 373–398. [5]
- Deuffhard, P. 1983, *Numerische Mathematik*, vol. 41, pp. 399–422.
- Deuffhard, P. 1985, *SIAM Review*, vol. 27, pp. 505–535.
- Deuffhard, P. 1987, “Uniqueness Theorems for Stiff ODE Initial Value Problems,” *Preprint SC-87-3* (Berlin: Konrad Zuse Zentrum für Informationstechnik). [6]
- Enright, W.H., Hull, T.E., and Lindberg, B. 1975, *BIT*, vol. 15, pp. 10–48.
- Wanner, G. 1988, in *Numerical Analysis 1987*, Pitman Research Notes in Mathematics, vol. 170, D.F. Griffiths and G.A. Watson, eds. (Harlow, Essex, U.K.: Longman Scientific and Technical).
- Stoer, J., and Bulirsch, R. 1980, *Introduction to Numerical Analysis* (New York: Springer-Verlag).

## 16.7 Multistep, Multivalued, and Predictor-Corrector Methods

The terms multistep and multivalued describe two different ways of implementing essentially the same integration technique for ODEs. Predictor-corrector is a particular subcategory of these methods — in fact, the most widely used. Accordingly, the name predictor-corrector is often loosely used to denote all these methods.

We suspect that predictor-corrector integrators have had their day, and that they are no longer the method of choice for most problems in ODEs. For high-precision applications, or applications where evaluations of the right-hand sides are expensive, Bulirsch-Stoer dominates. For convenience, or for low precision, adaptive-stepsize Runge-Kutta dominates. Predictor-corrector methods have been, we think, squeezed

```

free_vector(ysav,1,nv);
free_vector(yerr,1,nv);
free_vector(x,1,KMAXX);
free_vector(err,1,KMAXX);
free_matrix(dfdy,1,nv,1,nv);
free_vector(dfdx,1,nv);
free_matrix(d,1,nv,1,KMAXX);
}

```

The routine `stifbs` is an excellent routine for all stiff problems, competitive with the best Gear-type routines. `stif` is comparable in execution time for moderate  $N$  and  $\epsilon \lesssim 10^{-4}$ . By the time  $\epsilon \sim 10^{-8}$ , `stifbs` is roughly an order of magnitude faster. There are further improvements that could be applied to `stifbs` to make it even more robust. For example, very occasionally `ludcmp` in `simplr` will encounter a singular matrix. You could arrange for the stepsize to be reduced, say by a factor of the current `nseq[k]`. There are also certain stability restrictions on the stepsize that come into play on some problems. For a discussion of how to implement these automatically, see [6].

#### CITED REFERENCES AND FURTHER READING:

- Gear, C.W. 1971, *Numerical Initial Value Problems in Ordinary Differential Equations* (Englewood Cliffs, NJ: Prentice-Hall). [1]
- Kaps, P., and Rentrop, P. 1979, *Numerische Mathematik*, vol. 33, pp. 55–68. [2]
- Shampine, L.F. 1982, *ACM Transactions on Mathematical Software*, vol. 8, pp. 93–113. [3]
- Enright, W.H., and Pryce, J.D. 1987, *ACM Transactions on Mathematical Software*, vol. 13, pp. 1–27. [4]
- Bader, G., and Deuffhard, P. 1983, *Numerische Mathematik*, vol. 41, pp. 373–398. [5]
- Deuffhard, P. 1983, *Numerische Mathematik*, vol. 41, pp. 399–422.
- Deuffhard, P. 1985, *SIAM Review*, vol. 27, pp. 505–535.
- Deuffhard, P. 1987, “Uniqueness Theorems for Stiff ODE Initial Value Problems,” *Preprint SC-87-3* (Berlin: Konrad Zuse Zentrum für Informationstechnik). [6]
- Enright, W.H., Hull, T.E., and Lindberg, B. 1975, *BIT*, vol. 15, pp. 10–48.
- Wanner, G. 1988, in *Numerical Analysis 1987*, Pitman Research Notes in Mathematics, vol. 170, D.F. Griffiths and G.A. Watson, eds. (Harlow, Essex, U.K.: Longman Scientific and Technical).
- Stoer, J., and Bulirsch, R. 1980, *Introduction to Numerical Analysis* (New York: Springer-Verlag).

## 16.7 Multistep, Multivalued, and Predictor-Corrector Methods

The terms multistep and multivalued describe two different ways of implementing essentially the same integration technique for ODEs. Predictor-corrector is a particular subcategory of these methods — in fact, the most widely used. Accordingly, the name predictor-corrector is often loosely used to denote all these methods.

We suspect that predictor-corrector integrators have had their day, and that they are no longer the method of choice for most problems in ODEs. For high-precision applications, or applications where evaluations of the right-hand sides are expensive, Bulirsch-Stoer dominates. For convenience, or for low precision, adaptive-stepsize Runge-Kutta dominates. Predictor-corrector methods have been, we think, squeezed

out in the middle. There is possibly only one exceptional case: high-precision solution of very smooth equations with very complicated right-hand sides, as we will describe later.

Nevertheless, these methods have had a long historical run. Textbooks are full of information on them, and there are a lot of standard ODE programs around that are based on predictor-corrector methods. Many capable researchers have a lot of experience with predictor-corrector routines, and they see no reason to make a precipitous change of habit. It is not a bad idea for you to be familiar with the principles involved, and even with the sorts of bookkeeping details that are the bane of these methods. Otherwise there will be a big surprise in store when you first have to fix a problem in a predictor-corrector routine.

Let us first consider the multistep approach. Think about how integrating an ODE is different from finding the integral of a function: For a function, the integrand has a known dependence on the independent variable  $x$ , and can be evaluated at will. For an ODE, the “integrand” is the right-hand side, which depends both on  $x$  and on the dependent variables  $y$ . Thus to advance the solution of  $y' = f(x, y)$  from  $x_n$  to  $x$ , we have

$$y(x) = y_n + \int_{x_n}^x f(x', y) dx' \quad (16.7.1)$$

In a single-step method like Runge-Kutta or Bulirsch-Stoer, the value  $y_{n+1}$  at  $x_{n+1}$  depends only on  $y_n$ . In a multistep method, we approximate  $f(x, y)$  by a polynomial passing through *several* previous points  $x_n, x_{n-1}, \dots$  and possibly also through  $x_{n+1}$ . The result of evaluating the integral (16.7.1) at  $x = x_{n+1}$  is then of the form

$$y_{n+1} = y_n + h(\beta_0 y'_{n+1} + \beta_1 y'_n + \beta_2 y'_{n-1} + \beta_3 y'_{n-2} + \dots) \quad (16.7.2)$$

where  $y'_n$  denotes  $f(x_n, y_n)$ , and so on. If  $\beta_0 = 0$ , the method is explicit; otherwise it is implicit. The order of the method depends on how many previous steps we use to get each new value of  $y$ .

Consider how we might solve an implicit formula of the form (16.7.2) for  $y_{n+1}$ . Two methods suggest themselves: *functional iteration* and *Newton's method*. In functional iteration, we take some initial guess for  $y_{n+1}$ , insert it into the right-hand side of (16.7.2) to get an updated value of  $y_{n+1}$ , insert this updated value back into the right-hand side, and continue iterating. But how are we to get an initial guess for  $y_{n+1}$ ? Easy! Just use some *explicit* formula of the same form as (16.7.2). This is called the *predictor step*. In the predictor step we are essentially *extrapolating* the polynomial fit to the derivative from the previous points to the new point  $x_{n+1}$  and then doing the integral (16.7.1) in a Simpson-like manner from  $x_n$  to  $x_{n+1}$ . The subsequent Simpson-like integration, using the prediction step's value of  $y_{n+1}$  to *interpolate* the derivative, is called the *corrector step*. The difference between the predicted and corrected function values supplies information on the local truncation error that can be used to control accuracy and to adjust stepsize.

If one corrector step is good, aren't many better? Why not use each corrector as an improved predictor and iterate to convergence on each step? Answer: Even if you had a *perfect* predictor, the step would still be accurate only to the finite order of the corrector. This incurable error term is on the same order as that which your iteration is supposed to cure, so you are at best changing only the coefficient in front

of the error term by a fractional amount. So dubious an improvement is certainly not worth the effort. Your extra effort would be better spent in taking a smaller stepsize.

As described so far, you might think it desirable or necessary to predict several intervals ahead at each step, then to use all these intervals, with various weights, in a Simpson-like corrector step. That is not a good idea. Extrapolation is the least stable part of the procedure, and it is desirable to minimize its effect. Therefore, the integration steps of a predictor-corrector method are overlapping, each one involving several stepsize intervals  $h$ , but extending just one such interval farther than the previous ones. Only that one extended interval is extrapolated by each predictor step.

The most popular predictor-corrector methods are probably the Adams-Bashforth-Moulton schemes, which have good stability properties. The Adams-Bashforth part is the predictor. For example, the third-order case is

$$\text{predictor: } y_{n+1} = y_n + \frac{h}{12}(23y'_n - 16y'_{n-1} + 5y'_{n-2}) + O(h^4) \quad (16.7.3)$$

Here information at the current point  $x_n$ , together with the two previous points  $x_{n-1}$  and  $x_{n-2}$  (assumed equally spaced), is used to predict the value  $y_{n+1}$  at the next point,  $x_{n+1}$ . The Adams-Moulton part is the corrector. The third-order case is

$$\text{corrector: } y_{n+1} = y_n + \frac{h}{12}(5y'_{n+1} + 8y'_n - y'_{n-1}) + O(h^4) \quad (16.7.4)$$

Without the trial value of  $y_{n+1}$  from the predictor step to insert on the right-hand side, the corrector would be a nasty implicit equation for  $y_{n+1}$ .

There are actually three separate processes occurring in a predictor-corrector method: the predictor step, which we call P, the evaluation of the derivative  $y'_{n+1}$  from the latest value of  $y$ , which we call E, and the corrector step, which we call C. In this notation, iterating  $m$  times with the corrector (a practice we inveighed against earlier) would be written P(EC) <sup>$m$</sup> . One also has the choice of finishing with a C or an E step. The lore is that a final E is superior, so the strategy usually recommended is PECE.

Notice that a PC method with a fixed number of iterations (say, one) is an explicit method! When we fix the number of iterations in advance, then the final value of  $y_{n+1}$  can be written as some complicated function of known quantities. Thus fixed iteration PC methods lose the strong stability properties of implicit methods and *should only be used for nonstiff problems*.

For stiff problems we *must* use an implicit method if we want to avoid having tiny stepsizes. (Not all implicit methods are good for stiff problems, but fortunately some good ones such as the Gear formulas are known.) We then appear to have two choices for solving the implicit equations: functional iteration to convergence, or Newton iteration. However, it turns out that for stiff problems functional iteration will not even converge unless we use tiny stepsizes, no matter how close our prediction is! Thus Newton iteration is usually an essential part of a multistep stiff solver. For convergence, Newton's method doesn't particularly care what the stepsize is, as long as the prediction is accurate enough.

Multistep methods, as we have described them so far, suffer from two serious difficulties when one tries to implement them:

- Since the formulas require results from equally spaced steps, adjusting the stepsize is difficult.

- Starting and stopping present problems. For starting, we need the initial values plus several previous steps to prime the pump. Stopping is a problem because equal steps are unlikely to land directly on the desired termination point.

Older implementations of PC methods have various cumbersome ways of dealing with these problems. For example, they might use Runge-Kutta to start and stop. Changing the stepsize requires considerable bookkeeping to do some kind of interpolation procedure. Fortunately both these drawbacks disappear with the multivalued approach.

For multivalued methods the basic data available to the integrator are the first few terms of the Taylor series expansion of the solution at the current point  $x_n$ . The aim is to advance the solution and obtain the expansion coefficients at the next point  $x_{n+1}$ . This is in contrast to multistep methods, where the data are the values of the solution at  $x_n, x_{n-1}, \dots$ . We'll illustrate the idea by considering a four-value method, for which the basic data are

$$\mathbf{y}_n \equiv \begin{pmatrix} y_n \\ hy'_n \\ (h^2/2)y''_n \\ (h^3/6)y'''_n \end{pmatrix} \quad (16.7.5)$$

It is also conventional to scale the derivatives with the powers of  $h = x_{n+1} - x_n$  as shown. Note that here we use the vector notation  $\mathbf{y}$  to denote the solution and its first few derivatives at a point, not the fact that we are solving a system of equations with many components  $y$ .

In terms of the data in (16.7.5), we can approximate the value of the solution  $y$  at some point  $x$ :

$$y(x) = y_n + (x - x_n)y'_n + \frac{(x - x_n)^2}{2}y''_n + \frac{(x - x_n)^3}{6}y'''_n \quad (16.7.6)$$

Set  $x = x_{n+1}$  in equation (16.7.6) to get an approximation to  $y_{n+1}$ . Differentiate equation (16.7.6) and set  $x = x_{n+1}$  to get an approximation to  $y'_{n+1}$ , and similarly for  $y''_{n+1}$  and  $y'''_{n+1}$ . Call the resulting approximation  $\tilde{\mathbf{y}}_{n+1}$ , where the tilde is a reminder that all we have done so far is a polynomial extrapolation of the solution and its derivatives; we have not yet used the differential equation. You can easily verify that

$$\tilde{\mathbf{y}}_{n+1} = \mathbf{B} \cdot \mathbf{y}_n \quad (16.7.7)$$

where the matrix  $\mathbf{B}$  is

$$\mathbf{B} = \begin{pmatrix} 1 & 1 & 1 & 1 \\ 0 & 1 & 2 & 3 \\ 0 & 0 & 1 & 3 \\ 0 & 0 & 0 & 1 \end{pmatrix} \quad (16.7.8)$$

We now write the actual approximation to  $\mathbf{y}_{n+1}$  that we will use by adding a correction to  $\tilde{\mathbf{y}}_{n+1}$ :

$$\mathbf{y}_{n+1} = \tilde{\mathbf{y}}_{n+1} + \alpha \mathbf{r} \quad (16.7.9)$$

Here  $\mathbf{r}$  will be a fixed vector of numbers, in the same way that  $\mathbf{B}$  is a fixed matrix. We fix  $\alpha$  by requiring that the differential equation

$$y'_{n+1} = f(x_{n+1}, y_{n+1}) \quad (16.7.10)$$

be satisfied. The second of the equations in (16.7.9) is

$$hy'_{n+1} = h\tilde{y}'_{n+1} + \alpha r_2 \quad (16.7.11)$$

and this will be consistent with (16.7.10) provided

$$r_2 = 1, \quad \alpha = hf(x_{n+1}, y_{n+1}) - h\tilde{y}'_{n+1} \quad (16.7.12)$$

The values of  $r_1$ ,  $r_3$ , and  $r_4$  are free for the inventor of a given four-value method to choose. Different choices give different orders of method (i.e., through what order in  $h$  the final expression 16.7.9 actually approximates the solution), and different stability properties.

An interesting result, not obvious from our presentation, is that multivalued and multistep methods are entirely equivalent. In other words, the value  $y_{n+1}$  given by a multivalued method with given  $\mathbf{B}$  and  $\mathbf{r}$  is exactly the same value given by some multistep method with given  $\beta$ 's in equation (16.7.2). For example, it turns out that the Adams-Bashforth formula (16.7.3) corresponds to a four-value method with  $r_1 = 0$ ,  $r_3 = 3/4$ , and  $r_4 = 1/6$ . The method is explicit because  $r_1 = 0$ . The Adams-Moulton method (16.7.4) corresponds to the implicit four-value method with  $r_1 = 5/12$ ,  $r_3 = 3/4$ , and  $r_4 = 1/6$ . Implicit multivalued methods are solved the same way as implicit multistep methods: either by a predictor-corrector approach using an explicit method for the predictor, or by Newton iteration for stiff systems.

Why go to all the trouble of introducing a whole new method that turns out to be equivalent to a method you already knew? The reason is that multivalued methods allow an easy solution to the two difficulties we mentioned above in actually implementing multistep methods.

Consider first the question of stepsize adjustment. To change stepsize from  $h$  to  $h'$  at some point  $x_n$ , simply multiply the components of  $\mathbf{y}_n$  in (16.7.5) by the appropriate powers of  $h'/h$ , and you are ready to continue to  $x_n + h'$ .

Multivalued methods also allow a relatively easy change in the *order* of the method: Simply change  $\mathbf{r}$ . The usual strategy for this is first to determine the new stepsize with the current order from the error estimate. Then check what stepsize would be predicted using an order one greater and one smaller than the current order. Choose the order that allows you to take the biggest next step. Being able to change order also allows an easy solution to the starting problem: Simply start with a first-order method and let the order automatically increase to the appropriate level.

For low accuracy requirements, a Runge-Kutta routine like `rkqs` is almost always the most efficient choice. For high accuracy, `bsstep` is both robust and efficient. For very smooth functions, a variable-order PC method can invoke very high orders. If the right-hand side of the equation is relatively complicated, so that the expense of evaluating it outweighs the bookkeeping expense, then the best PC packages can outperform Bulirsch-Stoer on such problems. As you can imagine, however, such a variable-stepsize, variable-order method is not trivial to program. If

you suspect that your problem is suitable for this treatment, we recommend use of a canned PC package. For further details consult Gear [1] or Shampine and Gordon [2].

Our prediction, nevertheless, is that, as extrapolation methods like Bulirsch-Stoer continue to gain sophistication, they will eventually beat out PC methods in all applications. We are willing, however, to be corrected.

#### CITED REFERENCES AND FURTHER READING:

- Gear, C.W. 1971, *Numerical Initial Value Problems in Ordinary Differential Equations* (Englewood Cliffs, NJ: Prentice-Hall), Chapter 9. [1]
- Shampine, L.F., and Gordon, M.K. 1975, *Computer Solution of Ordinary Differential Equations. The Initial Value Problem*. (San Francisco: W.H Freeman). [2]
- Acton, F.S. 1970, *Numerical Methods That Work*; 1990, corrected edition (Washington: Mathematical Association of America), Chapter 5.
- Kahaner, D., Moler, C., and Nash, S. 1989, *Numerical Methods and Software* (Englewood Cliffs, NJ: Prentice Hall), Chapter 8.
- Hamming, R.W. 1962, *Numerical Methods for Engineers and Scientists*; reprinted 1986 (New York: Dover), Chapters 14–15.
- Stoer, J., and Bulirsch, R. 1980, *Introduction to Numerical Analysis* (New York: Springer-Verlag), Chapter 7.

# Chapter 17. Two Point Boundary Value Problems

## 17.0 Introduction

When ordinary differential equations are required to satisfy boundary conditions at more than one value of the independent variable, the resulting problem is called a *two point boundary value problem*. As the terminology indicates, the most common case by far is where boundary conditions are supposed to be satisfied at two points — usually the starting and ending values of the integration. However, the phrase “two point boundary value problem” is also used loosely to include more complicated cases, e.g., where some conditions are specified at endpoints, others at interior (usually singular) points.

The crucial distinction between initial value problems (Chapter 16) and two point boundary value problems (this chapter) is that in the former case we are able to start an acceptable solution at its beginning (initial values) and just march it along by numerical integration to its end (final values); while in the present case, the boundary conditions at the starting point do not determine a unique solution to start with — and a “random” choice among the solutions that satisfy these (incomplete) starting boundary conditions is almost certain *not* to satisfy the boundary conditions at the other specified point(s).

It should not surprise you that iteration is in general required to meld these spatially scattered boundary conditions into a single global solution of the differential equations. For this reason, two point boundary value problems require considerably more effort to solve than do initial value problems. You have to integrate your differential equations over the interval of interest, or perform an analogous “relaxation” procedure (see below), at least several, and sometimes very many, times. Only in the special case of linear differential equations can you say in advance just how many such iterations will be required.

The “standard” two point boundary value problem has the following form: We desire the solution to a set of  $N$  coupled first-order ordinary differential equations, satisfying  $n_1$  boundary conditions at the starting point  $x_1$ , and a remaining set of  $n_2 = N - n_1$  boundary conditions at the final point  $x_2$ . (Recall that all differential equations of order higher than first can be written as coupled sets of first-order equations, cf. §16.0.)

The differential equations are

$$\frac{dy_i(x)}{dx} = g_i(x, y_1, y_2, \dots, y_N) \quad i = 1, 2, \dots, N \quad (17.0.1)$$



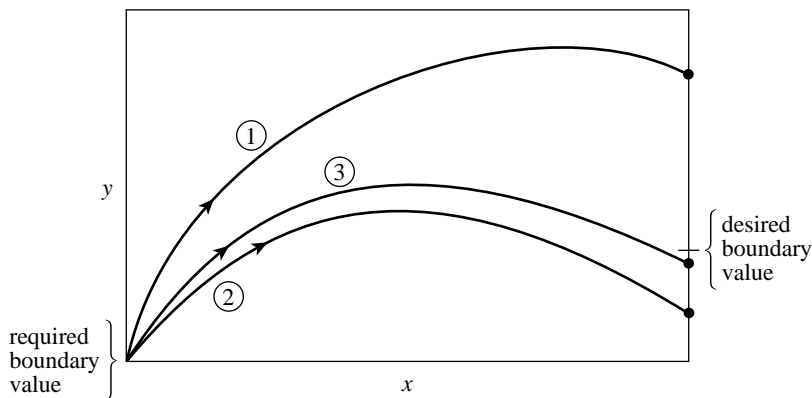


Figure 17.0.1. Shooting method (schematic). Trial integrations that satisfy the boundary condition at one endpoint are “launched.” The discrepancies from the desired boundary condition at the other endpoint are used to adjust the starting conditions, until boundary conditions at both endpoints are ultimately satisfied.

At  $x_1$ , the solution is supposed to satisfy

$$B_{1j}(x_1, y_1, y_2, \dots, y_N) = 0 \quad j = 1, \dots, n_1 \quad (17.0.2)$$

while at  $x_2$ , it is supposed to satisfy

$$B_{2k}(x_2, y_1, y_2, \dots, y_N) = 0 \quad k = 1, \dots, n_2 \quad (17.0.3)$$

There are two distinct classes of numerical methods for solving two point boundary value problems. In the *shooting method* (§17.1) we choose values for all of the dependent variables at one boundary. These values must be consistent with any boundary conditions for *that* boundary, but otherwise are arranged to depend on arbitrary free parameters whose values we initially “randomly” guess. We then integrate the ODEs by initial value methods, arriving at the other boundary (and/or any interior points with boundary conditions specified). In general, we find discrepancies from the desired boundary values there. Now we have a multidimensional root-finding problem, as was treated in §9.6 and §9.7: Find the adjustment of the free parameters at the starting point that zeros the discrepancies at the other boundary point(s). If we liken integrating the differential equations to following the trajectory of a shot from gun to target, then picking the initial conditions corresponds to aiming (see Figure 17.0.1). The shooting method provides a systematic approach to taking a set of “ranging” shots that allow us to improve our “aim” systematically.

As another variant of the shooting method (§17.2), we can guess unknown free parameters at both ends of the domain, integrate the equations to a common midpoint, and seek to adjust the guessed parameters so that the solution joins “smoothly” at the fitting point. In all shooting methods, trial solutions satisfy the differential equations “exactly” (or as exactly as we care to make our numerical integration), but the trial solutions come to satisfy the required boundary conditions only after the iterations are finished.

*Relaxation methods* use a different approach. The differential equations are replaced by finite-difference equations on a mesh of points that covers the range of

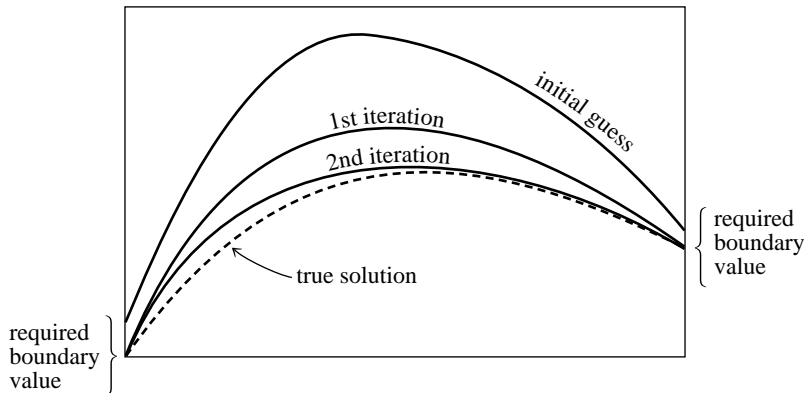


Figure 17.0.2. Relaxation method (schematic). An initial solution is guessed that approximately satisfies the differential equation and boundary conditions. An iterative process adjusts the function to bring it into close agreement with the true solution.

the integration. A trial solution consists of values for the dependent variables at each mesh point, *not* satisfying the desired finite-difference equations, nor necessarily even satisfying the required boundary conditions. The iteration, now called *relaxation*, consists of adjusting all the values on the mesh so as to bring them into successively closer agreement with the finite-difference equations and, simultaneously, with the boundary conditions (see Figure 17.0.2). For example, if the problem involves three coupled equations and a mesh of one hundred points, we must guess and improve three hundred variables representing the solution.

With all this adjustment, you may be surprised that relaxation is ever an efficient method, but (for the right problems) it really is! Relaxation works better than shooting when the boundary conditions are especially delicate or subtle, or where they involve complicated algebraic relations that cannot easily be solved in closed form. Relaxation works best when the solution is smooth and not highly oscillatory. Such oscillations would require many grid points for accurate representation. The number and position of required points may not be known *a priori*. Shooting methods are usually preferred in such cases, because their variable stepsize integrations adjust naturally to a solution's peculiarities.

Relaxation methods are often preferred when the ODEs have extraneous solutions which, while not appearing in the final solution satisfying all boundary conditions, may wreak havoc on the initial value integrations required by shooting. The typical case is that of trying to maintain a dying exponential in the presence of growing exponentials.

Good initial guesses are the secret of efficient relaxation methods. Often one has to solve a problem many times, each time with a slightly different value of some parameter. In that case, the previous solution is usually a good initial guess when the parameter is changed, and relaxation will work well.

Until you have enough experience to make your own judgment between the two methods, you might wish to follow the advice of your authors, who are notorious computer gunslingers: We always shoot first, and only then relax.

### Problems Reducible to the Standard Boundary Problem

There are two important problems that can be reduced to the standard boundary value problem described by equations (17.0.1) – (17.0.3). The first is the *eigenvalue problem for differential equations*. Here the right-hand side of the system of differential equations depends on a parameter  $\lambda$ ,

$$\frac{dy_i(x)}{dx} = g_i(x, y_1, \dots, y_N, \lambda) \quad (17.0.4)$$

and one has to satisfy  $N + 1$  boundary conditions instead of just  $N$ . The problem is overdetermined and in general there is no solution for arbitrary values of  $\lambda$ . For certain special values of  $\lambda$ , the eigenvalues, equation (17.0.4) does have a solution.

We reduce this problem to the standard case by introducing a new dependent variable

$$y_{N+1} \equiv \lambda \quad (17.0.5)$$

and another differential equation

$$\frac{dy_{N+1}}{dx} = 0 \quad (17.0.6)$$

An example of this trick is given in §17.4.

The other case that can be put in the standard form is a *free boundary problem*. Here only one boundary abscissa  $x_1$  is specified, while the other boundary  $x_2$  is to be determined so that the system (17.0.1) has a solution satisfying a total of  $N + 1$  boundary conditions. Here we again add an extra constant dependent variable:

$$y_{N+1} \equiv x_2 - x_1 \quad (17.0.7)$$

$$\frac{dy_{N+1}}{dx} = 0 \quad (17.0.8)$$

We also define a new *independent* variable  $t$  by setting

$$x - x_1 \equiv t y_{N+1}, \quad 0 \leq t \leq 1 \quad (17.0.9)$$

The system of  $N + 1$  differential equations for  $dy_i/dt$  is now in the standard form, with  $t$  varying between the known limits 0 and 1.

#### CITED REFERENCES AND FURTHER READING:

- Keller, H.B. 1968, *Numerical Methods for Two-Point Boundary-Value Problems* (Waltham, MA: Blaisdell).
- Kippenhan, R., Weigert, A., and Hofmeister, E. 1968, in *Methods in Computational Physics*, vol. 7 (New York: Academic Press), pp. 129ff.
- Eggleton, P.P. 1971, *Monthly Notices of the Royal Astronomical Society*, vol. 151, pp. 351–364.
- London, R.A., and Flannery, B.P. 1982, *Astrophysical Journal*, vol. 258, pp. 260–269.
- Stoer, J., and Bulirsch, R. 1980, *Introduction to Numerical Analysis* (New York: Springer-Verlag), §§7.3–7.4.

## 17.1 The Shooting Method

In this section we discuss “pure” shooting, where the integration proceeds from  $x_1$  to  $x_2$ , and we try to match boundary conditions at the end of the integration. In the next section, we describe shooting to an intermediate fitting point, where the solution to the equations and boundary conditions is found by launching “shots” from both sides of the interval and trying to match continuity conditions at some intermediate point.

Our implementation of the shooting method exactly implements multidimensional, globally convergent Newton-Raphson (§9.7). It seeks to zero  $n_2$  functions of  $n_2$  variables. The functions are obtained by integrating  $N$  differential equations from  $x_1$  to  $x_2$ . Let us see how this works:

At the starting point  $x_1$  there are  $N$  starting values  $y_i$  to be specified, but subject to  $n_1$  conditions. Therefore there are  $n_2 = N - n_1$  *freely specifiable* starting values. Let us imagine that these freely specifiable values are the components of a vector  $\mathbf{V}$  that lives in a vector space of dimension  $n_2$ . Then you, the user, knowing the functional form of the boundary conditions (17.0.2), can write a function that generates a complete set of  $N$  starting values  $\mathbf{y}$ , satisfying the boundary conditions at  $x_1$ , from an arbitrary vector value of  $\mathbf{V}$  in which there are no restrictions on the  $n_2$  component values. In other words, (17.0.2) converts to a prescription

$$y_i(x_1) = y_i(x_1; V_1, \dots, V_{n_2}) \quad i = 1, \dots, N \quad (17.1.1)$$

Below, the function that implements (17.1.1) will be called `load`.

Notice that the components of  $\mathbf{V}$  might be exactly the values of certain “free” components of  $\mathbf{y}$ , with the other components of  $\mathbf{y}$  determined by the boundary conditions. Alternatively, the components of  $\mathbf{V}$  might parametrize the solutions that satisfy the starting boundary conditions in some other convenient way. Boundary conditions often impose algebraic relations among the  $y_i$ , rather than specific values for each of them. Using some auxiliary set of parameters often makes it easier to “solve” the boundary relations for a consistent set of  $y_i$ ’s. It makes no difference which way you go, as long as your vector space of  $\mathbf{V}$ ’s generates (through 17.1.1) all allowed starting vectors  $\mathbf{y}$ .

Given a particular  $\mathbf{V}$ , a particular  $\mathbf{y}(x_1)$  is thus generated. It can then be turned into a  $\mathbf{y}(x_2)$  by integrating the ODEs to  $x_2$  as an initial value problem (e.g., using Chapter 16’s `odeint`). Now, at  $x_2$ , let us define a *discrepancy vector*  $\mathbf{F}$ , also of dimension  $n_2$ , whose components measure how far we are from satisfying the  $n_2$  boundary conditions at  $x_2$  (17.0.3). Simplest of all is just to use the right-hand sides of (17.0.3),

$$F_k = B_{2k}(x_2, \mathbf{y}) \quad k = 1, \dots, n_2 \quad (17.1.2)$$

As in the case of  $\mathbf{V}$ , however, you can use any other convenient parametrization, as long as your space of  $\mathbf{F}$ ’s spans the space of possible discrepancies from the desired boundary conditions, with all components of  $\mathbf{F}$  equal to zero if and only if the boundary conditions at  $x_2$  are satisfied. Below, you will be asked to supply a user-written function `score` which uses (17.0.3) to convert an  $N$ -vector of ending values  $\mathbf{y}(x_2)$  into an  $n_2$ -vector of discrepancies  $\mathbf{F}$ .

## 17.1 The Shooting Method

In this section we discuss “pure” shooting, where the integration proceeds from  $x_1$  to  $x_2$ , and we try to match boundary conditions at the end of the integration. In the next section, we describe shooting to an intermediate fitting point, where the solution to the equations and boundary conditions is found by launching “shots” from both sides of the interval and trying to match continuity conditions at some intermediate point.

Our implementation of the shooting method exactly implements multidimensional, globally convergent Newton-Raphson (§9.7). It seeks to zero  $n_2$  functions of  $n_2$  variables. The functions are obtained by integrating  $N$  differential equations from  $x_1$  to  $x_2$ . Let us see how this works:

At the starting point  $x_1$  there are  $N$  starting values  $y_i$  to be specified, but subject to  $n_1$  conditions. Therefore there are  $n_2 = N - n_1$  *freely specifiable* starting values. Let us imagine that these freely specifiable values are the components of a vector  $\mathbf{V}$  that lives in a vector space of dimension  $n_2$ . Then you, the user, knowing the functional form of the boundary conditions (17.0.2), can write a function that generates a complete set of  $N$  starting values  $\mathbf{y}$ , satisfying the boundary conditions at  $x_1$ , from an arbitrary vector value of  $\mathbf{V}$  in which there are no restrictions on the  $n_2$  component values. In other words, (17.0.2) converts to a prescription

$$y_i(x_1) = y_i(x_1; V_1, \dots, V_{n_2}) \quad i = 1, \dots, N \quad (17.1.1)$$

Below, the function that implements (17.1.1) will be called `load`.

Notice that the components of  $\mathbf{V}$  might be exactly the values of certain “free” components of  $\mathbf{y}$ , with the other components of  $\mathbf{y}$  determined by the boundary conditions. Alternatively, the components of  $\mathbf{V}$  might parametrize the solutions that satisfy the starting boundary conditions in some other convenient way. Boundary conditions often impose algebraic relations among the  $y_i$ , rather than specific values for each of them. Using some auxiliary set of parameters often makes it easier to “solve” the boundary relations for a consistent set of  $y_i$ ’s. It makes no difference which way you go, as long as your vector space of  $\mathbf{V}$ ’s generates (through 17.1.1) all allowed starting vectors  $\mathbf{y}$ .

Given a particular  $\mathbf{V}$ , a particular  $\mathbf{y}(x_1)$  is thus generated. It can then be turned into a  $\mathbf{y}(x_2)$  by integrating the ODEs to  $x_2$  as an initial value problem (e.g., using Chapter 16’s `odeint`). Now, at  $x_2$ , let us define a *discrepancy vector*  $\mathbf{F}$ , also of dimension  $n_2$ , whose components measure how far we are from satisfying the  $n_2$  boundary conditions at  $x_2$  (17.0.3). Simplest of all is just to use the right-hand sides of (17.0.3),

$$F_k = B_{2k}(x_2, \mathbf{y}) \quad k = 1, \dots, n_2 \quad (17.1.2)$$

As in the case of  $\mathbf{V}$ , however, you can use any other convenient parametrization, as long as your space of  $\mathbf{F}$ ’s spans the space of possible discrepancies from the desired boundary conditions, with all components of  $\mathbf{F}$  equal to zero if and only if the boundary conditions at  $x_2$  are satisfied. Below, you will be asked to supply a user-written function `score` which uses (17.0.3) to convert an  $N$ -vector of ending values  $\mathbf{y}(x_2)$  into an  $n_2$ -vector of discrepancies  $\mathbf{F}$ .

Now, as far as Newton-Raphson is concerned, we are nearly in business. We want to find a vector value of  $\mathbf{V}$  that zeros the vector value of  $\mathbf{F}$ . We do this by invoking the globally convergent Newton's method implemented in the routine `newt` of §9.7. Recall that the heart of Newton's method involves solving the set of  $n_2$  linear equations

$$\mathbf{J} \cdot \delta\mathbf{V} = -\mathbf{F} \quad (17.1.3)$$

and then adding the correction back,

$$\mathbf{V}^{\text{new}} = \mathbf{V}^{\text{old}} + \delta\mathbf{V} \quad (17.1.4)$$

In (17.1.3), the Jacobian matrix  $\mathbf{J}$  has components given by

$$J_{ij} = \frac{\partial F_i}{\partial V_j} \quad (17.1.5)$$

It is not feasible to compute these partial derivatives analytically. Rather, each requires a *separate* integration of the  $N$  ODEs, followed by the evaluation of

$$\frac{\partial F_i}{\partial V_j} \approx \frac{F_i(V_1, \dots, V_j + \Delta V_j, \dots) - F_i(V_1, \dots, V_j, \dots)}{\Delta V_j} \quad (17.1.6)$$

This is done automatically for you in the routine `fdjac` that comes with `newt`. The only input to `newt` that you have to provide is the routine `vecfunc` that calculates  $\mathbf{F}$  by integrating the ODEs. Here is the appropriate routine, called `shoot`, that is to be passed as the actual argument in `newt`:

```
#include "nrutil.h"
#define EPS 1.0e-6

extern int nvar;           Variables that you must define and set in your main program.
extern float x1,x2;

int kmax,kount;          Communicates with odeint.
float *xp,**yp,dxsav;

void shoot(int n, float v[], float f[])
Routine for use with newt to solve a two point boundary value problem for nvar coupled ODEs
by shooting from x1 to x2. Initial values for the nvar ODEs at x1 are generated from the n2
input coefficients v[1..n2], using the user-supplied routine load. The routine integrates the
ODEs to x2 using the Runge-Kutta method with tolerance EPS, initial stepsize h1, and minimum
stepsize hmin. At x2 it calls the user-supplied routine score to evaluate the n2 functions
f[1..n2] that ought to be zero to satisfy the boundary conditions at x2. The functions f
are returned on output. newt uses a globally convergent Newton's method to adjust the values
of v until the functions f are zero. The user-supplied routine derivs(x,y,dydx) supplies
derivative information to the ODE integrator (see Chapter 16). The first set of global variables
above receives its values from the main program so that shoot can have the syntax required
for it to be the argument vecfunc of newt.
{
    void derivs(float x, float y[], float dydx[]);
    void load(float x1, float v[], float y[]);
    void odeint(float ystart[], int nvar, float x1, float x2,
                float eps, float h1, float hmin, int *nok, int *nbad,
                void (*derivs)(float, float [], float []),
                void (*rkqs)(float [], float [], int, float *, float, float,
```

```

    float [], float *, float *, void (*)(float, float [], float []));
void rkqs(float y[], float dydx[], int n, float *x,
    float htry, float eps, float yscal[], float *hdid, float *hnext,
    void (*derivs)(float, float [], float []));
void score(float xf, float y[], float f[]);
int nbad,nok;
float h1,hmin=0.0,*y;

y=vector(1,nvar);
kmax=0;
h1=(x2-x1)/100.0;
load(x1,v,y);
odeint(y,nvar,x1,x2,EPS,h1,hmin,&nok,&nbad,derivs,rkqs);
score(x2,y,f);
free_vector(y,1,nvar);
}

```

For some problems the initial stepsize  $\Delta V$  might depend sensitively upon the initial conditions. It is straightforward to alter `load` to include a suggested stepsize `h1` as another output variable and feed it to `fdjac` via a global variable.

A complete cycle of the shooting method thus requires  $n_2 + 1$  integrations of the  $N$  coupled ODEs: one integration to evaluate the current degree of mismatch, and  $n_2$  for the partial derivatives. Each new cycle requires a new round of  $n_2 + 1$  integrations. This illustrates the enormous extra effort involved in solving two point boundary value problems compared with initial value problems.

If the differential equations are *linear*, then only one complete cycle is required, since (17.1.3)–(17.1.4) should take us right to the solution. A second round can be useful, however, in mopping up some (never all) of the roundoff error.

As given here, `shoot` uses the quality controlled Runge-Kutta method of §16.2 to integrate the ODEs, but any of the other methods of Chapter 16 could just as well be used.

You, the user, must supply `shoot` with: (i) a function `load(x1,v,y)` which calculates the  $n$ -vector  $y[1..n]$  (satisfying the starting boundary conditions, of course), given the freely specifiable variables of  $v[1..n2]$  at the initial point  $x1$ ; (ii) a function `score(x2,y,f)` which calculates the discrepancy vector  $f[1..n2]$  of the ending boundary conditions, given the vector  $y[1..n]$  at the endpoint  $x2$ ; (iii) a starting vector  $v[1..n2]$ ; (iv) a function `derivs` for the ODE integration; and other obvious parameters as described in the header comment above.

In §17.4 we give a sample program illustrating how to use `shoot`.

#### CITED REFERENCES AND FURTHER READING:

- Acton, F.S. 1970, *Numerical Methods That Work*, 1990, corrected edition (Washington: Mathematical Association of America).
- Keller, H.B. 1968, *Numerical Methods for Two-Point Boundary-Value Problems* (Waltham, MA: Blaisdell).

## 17.2 Shooting to a Fitting Point

The shooting method described in §17.1 tacitly assumed that the “shots” would be able to traverse the entire domain of integration, even at the early stages of convergence to a correct solution. In some problems it can happen that, for very wrong starting conditions, an initial solution can’t even get from  $x_1$  to  $x_2$  without encountering some incalculable, or catastrophic, result. For example, the argument of a square root might go negative, causing the numerical code to crash. Simple shooting would be stymied.

A different, but related, case is where the endpoints are both singular points of the set of ODEs. One frequently needs to use special methods to integrate near the singular points, analytic asymptotic expansions, for example. In such cases it is feasible to integrate in the direction *away* from a singular point, using the special method to get through the first little bit and then reading off “initial” values for further numerical integration. However it is usually not feasible to integrate *into* a singular point, if only because one has not usually expended the same analytic effort to obtain expansions of “wrong” solutions near the singular point (those not satisfying the desired boundary condition).

The solution to the above mentioned difficulties is *shooting to a fitting point*. Instead of integrating from  $x_1$  to  $x_2$ , we integrate first from  $x_1$  to some point  $x_f$  that is *between*  $x_1$  and  $x_2$ ; and second from  $x_2$  (in the opposite direction) to  $x_f$ .

If (as before) the number of boundary conditions imposed at  $x_1$  is  $n_1$ , and the number imposed at  $x_2$  is  $n_2$ , then there are  $n_2$  freely specifiable starting values at  $x_1$  and  $n_1$  freely specifiable starting values at  $x_2$ . (If you are confused by this, go back to §17.1.) We can therefore define an  $n_2$ -vector  $\mathbf{V}_{(1)}$  of starting parameters at  $x_1$ , and a prescription  $\text{load1}(x_1, \mathbf{v}_1, \mathbf{y})$  for mapping  $\mathbf{V}_{(1)}$  into a  $\mathbf{y}$  that satisfies the boundary conditions at  $x_1$ ,

$$y_i(x_1) = y_i(x_1; V_{(1)1}, \dots, V_{(1)n_2}) \quad i = 1, \dots, N \quad (17.2.1)$$

Likewise we can define an  $n_1$ -vector  $\mathbf{V}_{(2)}$  of starting parameters at  $x_2$ , and a prescription  $\text{load2}(x_2, \mathbf{v}_2, \mathbf{y})$  for mapping  $\mathbf{V}_{(2)}$  into a  $\mathbf{y}$  that satisfies the boundary conditions at  $x_2$ ,

$$y_i(x_2) = y_i(x_2; V_{(2)1}, \dots, V_{(2)n_1}) \quad i = 1, \dots, N \quad (17.2.2)$$

We thus have a total of  $N$  freely adjustable parameters in the combination of  $\mathbf{V}_{(1)}$  and  $\mathbf{V}_{(2)}$ . The  $N$  conditions that must be satisfied are that there be agreement in  $N$  components of  $\mathbf{y}$  at  $x_f$  between the values obtained integrating from one side and from the other,

$$y_i(x_f; \mathbf{V}_{(1)}) = y_i(x_f; \mathbf{V}_{(2)}) \quad i = 1, \dots, N \quad (17.2.3)$$

In some problems, the  $N$  matching conditions can be better described (physically, mathematically, or numerically) by using  $N$  different functions  $F_i$ ,  $i = 1 \dots N$ , each possibly depending on the  $N$  components  $y_i$ . In those cases, (17.2.3) is replaced by

$$F_i[\mathbf{y}(x_f; \mathbf{V}_{(1)})] = F_i[\mathbf{y}(x_f; \mathbf{V}_{(2)})] \quad i = 1, \dots, N \quad (17.2.4)$$



## 17.2 Shooting to a Fitting Point

The shooting method described in §17.1 tacitly assumed that the “shots” would be able to traverse the entire domain of integration, even at the early stages of convergence to a correct solution. In some problems it can happen that, for very wrong starting conditions, an initial solution can’t even get from  $x_1$  to  $x_2$  without encountering some incalculable, or catastrophic, result. For example, the argument of a square root might go negative, causing the numerical code to crash. Simple shooting would be stymied.

A different, but related, case is where the endpoints are both singular points of the set of ODEs. One frequently needs to use special methods to integrate near the singular points, analytic asymptotic expansions, for example. In such cases it is feasible to integrate in the direction *away* from a singular point, using the special method to get through the first little bit and then reading off “initial” values for further numerical integration. However it is usually not feasible to integrate *into* a singular point, if only because one has not usually expended the same analytic effort to obtain expansions of “wrong” solutions near the singular point (those not satisfying the desired boundary condition).

The solution to the above mentioned difficulties is *shooting to a fitting point*. Instead of integrating from  $x_1$  to  $x_2$ , we integrate first from  $x_1$  to some point  $x_f$  that is *between*  $x_1$  and  $x_2$ ; and second from  $x_2$  (in the opposite direction) to  $x_f$ .

If (as before) the number of boundary conditions imposed at  $x_1$  is  $n_1$ , and the number imposed at  $x_2$  is  $n_2$ , then there are  $n_2$  freely specifiable starting values at  $x_1$  and  $n_1$  freely specifiable starting values at  $x_2$ . (If you are confused by this, go back to §17.1.) We can therefore define an  $n_2$ -vector  $\mathbf{V}_{(1)}$  of starting parameters at  $x_1$ , and a prescription  $\text{load1}(x_1, \mathbf{v}_1, \mathbf{y})$  for mapping  $\mathbf{V}_{(1)}$  into a  $\mathbf{y}$  that satisfies the boundary conditions at  $x_1$ ,

$$y_i(x_1) = y_i(x_1; V_{(1)1}, \dots, V_{(1)n_2}) \quad i = 1, \dots, N \quad (17.2.1)$$

Likewise we can define an  $n_1$ -vector  $\mathbf{V}_{(2)}$  of starting parameters at  $x_2$ , and a prescription  $\text{load2}(x_2, \mathbf{v}_2, \mathbf{y})$  for mapping  $\mathbf{V}_{(2)}$  into a  $\mathbf{y}$  that satisfies the boundary conditions at  $x_2$ ,

$$y_i(x_2) = y_i(x_2; V_{(2)1}, \dots, V_{(2)n_1}) \quad i = 1, \dots, N \quad (17.2.2)$$

We thus have a total of  $N$  freely adjustable parameters in the combination of  $\mathbf{V}_{(1)}$  and  $\mathbf{V}_{(2)}$ . The  $N$  conditions that must be satisfied are that there be agreement in  $N$  components of  $\mathbf{y}$  at  $x_f$  between the values obtained integrating from one side and from the other,

$$y_i(x_f; \mathbf{V}_{(1)}) = y_i(x_f; \mathbf{V}_{(2)}) \quad i = 1, \dots, N \quad (17.2.3)$$

In some problems, the  $N$  matching conditions can be better described (physically, mathematically, or numerically) by using  $N$  different functions  $F_i$ ,  $i = 1 \dots N$ , each possibly depending on the  $N$  components  $y_i$ . In those cases, (17.2.3) is replaced by

$$F_i[\mathbf{y}(x_f; \mathbf{V}_{(1)})] = F_i[\mathbf{y}(x_f; \mathbf{V}_{(2)})] \quad i = 1, \dots, N \quad (17.2.4)$$

In the program below, the user-supplied function  $\text{score}(x_f, y, f)$  is supposed to map an input  $N$ -vector  $y$  into an output  $N$ -vector  $F$ . In most cases, you can dummy this function as the identity mapping.

Shooting to a fitting point uses globally convergent Newton-Raphson exactly as in §17.1. Comparing closely with the routine `shoot` of the previous section, you should have no difficulty in understanding the following routine `shootf`. The main differences in use are that you have to supply both `load1` and `load2`. Also, in the calling program you must supply initial guesses for  $v_1[1..n_2]$  and  $v_2[1..n_1]$ . Once again a sample program illustrating shooting to a fitting point is given in §17.4.

```
#include "nrutil.h"
#define EPS 1.0e-6

extern int nn2,nvar;           Variables that you must define and set in your main program.
extern float x1,x2,xf;

int kmax,kount;              Communicates with odeint.
float *xp,**yp,dxsav;

void shootf(int n, float v[], float f[])
Routine for use with newt to solve a two point boundary value problem for nvar coupled
ODEs by shooting from x1 and x2 to a fitting point xf. Initial values for the nvar ODEs at
x1 (x2) are generated from the n2 (n1) coefficients v1 (v2), using the user-supplied routine
load1 (load2). The coefficients v1 and v2 should be stored in a single array v[1..n1+n2]
in the main program by statements of the form v1=v; and v2 = &v[n2];. The input parameter
n = n1 + n2 = nvar. The routine integrates the ODEs to xf using the Runge-Kutta
method with tolerance EPS, initial stepsize h1, and minimum stepsize hmin. At xf it calls the
user-supplied routine score to evaluate the nvar functions f1 and f2 that ought to match
at xf. The differences f are returned on output. newt uses a globally convergent Newton's
method to adjust the values of v until the functions f are zero. The user-supplied routine
derivs(x,y,dydx) supplies derivative information to the ODE integrator (see Chapter 16).
The first set of global variables above receives its values from the main program so that shoot
can have the syntax required for it to be the argument vecfunc of newt. Set nn2 = n2 in
the main program.
{
    void derivs(float x, float y[], float dydx[]);
    void load1(float x1, float v1[], float y[]);
    void load2(float x2, float v2[], float y[]);
    void odeint(float ystart[], int nvar, float x1, float x2,
                float eps, float h1, float hmin, int *nok, int *nbad,
                void (*derivs)(float, float [], float []),
                void (*rkqs)(float [], float [], int, float *, float, float,
                float [], float *, float *, void (*)(float, float [], float [])));
    void rkqs(float y[], float dydx[], int n, float *x,
              float htry, float eps, float yscal[], float *hdid, float *hnext,
              void (*derivs)(float, float [], float []));
    void score(float xf, float y[], float f[]);
    int i,nbad,nok;
    float h1,hmin=0.0,*f1,*f2,*y;

    f1=vector(1,nvar);
    f2=vector(1,nvar);
    y=vector(1,nvar);
    kmax=0;
    h1=(x2-x1)/100.0;
    load1(x1,v,y);           Path from x1 to xf with best trial values v1.
    odeint(y,nvar,x1,xf,EPS,h1,hmin,&nok,&nbad,derivs,rkqs);
    score(xf,y,f1);
    load2(x2,&v[nn2],y);     Path from x2 to xf with best trial values v2.
    odeint(y,nvar,x2,xf,EPS,h1,hmin,&nok,&nbad,derivs,rkqs);
    score(xf,y,f2);
}
```

Sample page from NUMERICAL RECIPES IN C: THE ART OF SCIENTIFIC COMPUTING (ISBN 0-521-43108-5)  
Copyright (C) 1988-1992 by Cambridge University Press. Programs Copyright (C) 1988-1992 by Numerical Recipes Software.  
Permission is granted for internet users to make one paper copy for their own personal use. Further reproduction, or any copying of machine-readable files (including this one), to any server computer, is strictly prohibited. To order Numerical Recipes books or CDROMs, visit website <http://www.nr.com> or call 1-800-872-7423 (North America only), or send email to [directcustserv@cambridge.org](mailto:directcustserv@cambridge.org) (outside North America).

```

for (i=1;i<=n;i++) f[i]=f1[i]-f2[i];
free_vector(y,1,nvar);
free_vector(f2,1,nvar);
free_vector(f1,1,nvar);
}

```

There are boundary value problems where even shooting to a fitting point fails — the integration interval has to be partitioned by several fitting points with the solution being matched at each such point. For more details see [1].

#### CITED REFERENCES AND FURTHER READING:

- Acton, F.S. 1970, *Numerical Methods That Work*; 1990, corrected edition (Washington: Mathematical Association of America).
- Keller, H.B. 1968, *Numerical Methods for Two-Point Boundary-Value Problems* (Waltham, MA: Blaisdell).
- Stoer, J., and Bulirsch, R. 1980, *Introduction to Numerical Analysis* (New York: Springer-Verlag), §§7.3.5–7.3.6. [1]

## 17.3 Relaxation Methods

In *relaxation methods* we replace ODEs by approximate *finite-difference equations* (FDEs) on a grid or mesh of points that spans the domain of interest. As a typical example, we could replace a general first-order differential equation

$$\frac{dy}{dx} = g(x, y) \quad (17.3.1)$$

with an algebraic equation relating function values at two points  $k, k - 1$ :

$$y_k - y_{k-1} - (x_k - x_{k-1}) g \left[ \frac{1}{2}(x_k + x_{k-1}), \frac{1}{2}(y_k + y_{k-1}) \right] = 0 \quad (17.3.2)$$

The form of the FDE in (17.3.2) illustrates the idea, but not uniquely: There are many ways to turn the ODE into an FDE. When the problem involves  $N$  coupled first-order ODEs represented by FDEs on a mesh of  $M$  points, a solution consists of values for  $N$  dependent functions given at each of the  $M$  mesh points, or  $N \times M$  variables in all. The relaxation method determines the solution by starting with a guess and improving it, iteratively. As the iterations improve the solution, the result is said to *relax* to the true solution.

While several iteration schemes are possible, for most problems our old standby, multi-dimensional Newton's method, works well. The method produces a matrix equation that must be solved, but the matrix takes a special, "block diagonal" form, that allows it to be inverted far more economically both in time and storage than would be possible for a general matrix of size  $(MN) \times (MN)$ . Since  $MN$  can easily be several thousand, this is crucial for the feasibility of the method.

Our implementation couples at most pairs of points, as in equation (17.3.2). More points can be coupled, but then the method becomes more complex. We will provide enough background so that you can write a more general scheme if you have the patience to do so.

Let us develop a general set of algebraic equations that represent the ODEs by FDEs. The ODE problem is exactly identical to that expressed in equations (17.0.1)–(17.0.3) where we had  $N$  coupled first-order equations that satisfy  $n_1$  boundary conditions at  $x_1$  and  $n_2 = N - n_1$  boundary conditions at  $x_2$ . We first define a mesh or grid by a set of  $k = 1, 2, \dots, M$  points at which we supply values for the independent variable  $x_k$ . In particular,  $x_1$  is the initial boundary, and  $x_M$  is the final boundary. We use the notation  $\mathbf{y}_k$  to refer to the entire set of

```

for (i=1;i<=n;i++) f[i]=f1[i]-f2[i];
free_vector(y,1,nvar);
free_vector(f2,1,nvar);
free_vector(f1,1,nvar);
}

```

There are boundary value problems where even shooting to a fitting point fails — the integration interval has to be partitioned by several fitting points with the solution being matched at each such point. For more details see [1].

#### CITED REFERENCES AND FURTHER READING:

- Acton, F.S. 1970, *Numerical Methods That Work*; 1990, corrected edition (Washington: Mathematical Association of America).
- Keller, H.B. 1968, *Numerical Methods for Two-Point Boundary-Value Problems* (Waltham, MA: Blaisdell).
- Stoer, J., and Bulirsch, R. 1980, *Introduction to Numerical Analysis* (New York: Springer-Verlag), §§7.3.5–7.3.6. [1]

## 17.3 Relaxation Methods

In *relaxation methods* we replace ODEs by approximate *finite-difference equations* (FDEs) on a grid or mesh of points that spans the domain of interest. As a typical example, we could replace a general first-order differential equation

$$\frac{dy}{dx} = g(x, y) \quad (17.3.1)$$

with an algebraic equation relating function values at two points  $k, k - 1$ :

$$y_k - y_{k-1} - (x_k - x_{k-1}) g \left[ \frac{1}{2}(x_k + x_{k-1}), \frac{1}{2}(y_k + y_{k-1}) \right] = 0 \quad (17.3.2)$$

The form of the FDE in (17.3.2) illustrates the idea, but not uniquely: There are many ways to turn the ODE into an FDE. When the problem involves  $N$  coupled first-order ODEs represented by FDEs on a mesh of  $M$  points, a solution consists of values for  $N$  dependent functions given at each of the  $M$  mesh points, or  $N \times M$  variables in all. The relaxation method determines the solution by starting with a guess and improving it, iteratively. As the iterations improve the solution, the result is said to *relax* to the true solution.

While several iteration schemes are possible, for most problems our old standby, multi-dimensional Newton's method, works well. The method produces a matrix equation that must be solved, but the matrix takes a special, "block diagonal" form, that allows it to be inverted far more economically both in time and storage than would be possible for a general matrix of size  $(MN) \times (MN)$ . Since  $MN$  can easily be several thousand, this is crucial for the feasibility of the method.

Our implementation couples at most pairs of points, as in equation (17.3.2). More points can be coupled, but then the method becomes more complex. We will provide enough background so that you can write a more general scheme if you have the patience to do so.

Let us develop a general set of algebraic equations that represent the ODEs by FDEs. The ODE problem is exactly identical to that expressed in equations (17.0.1)–(17.0.3) where we had  $N$  coupled first-order equations that satisfy  $n_1$  boundary conditions at  $x_1$  and  $n_2 = N - n_1$  boundary conditions at  $x_2$ . We first define a mesh or grid by a set of  $k = 1, 2, \dots, M$  points at which we supply values for the independent variable  $x_k$ . In particular,  $x_1$  is the initial boundary, and  $x_M$  is the final boundary. We use the notation  $\mathbf{y}_k$  to refer to the entire set of

dependent variables  $y_1, y_2, \dots, y_N$  at point  $x_k$ . At an arbitrary point  $k$  in the middle of the mesh, we approximate the set of  $N$  first-order ODEs by algebraic relations of the form

$$0 = \mathbf{E}_k \equiv \mathbf{y}_k - \mathbf{y}_{k-1} - (x_k - x_{k-1})\mathbf{g}_k(x_k, x_{k-1}, \mathbf{y}_k, \mathbf{y}_{k-1}), \quad k = 2, 3, \dots, M \quad (17.3.3)$$

The notation signifies that  $\mathbf{g}_k$  can be evaluated using information from both points  $k, k-1$ . The FDEs labeled by  $\mathbf{E}_k$  provide  $N$  equations coupling  $2N$  variables at points  $k, k-1$ . There are  $M-1$  points,  $k = 2, 3, \dots, M$ , at which difference equations of the form (17.3.3) apply. Thus the FDEs provide a total of  $(M-1)N$  equations for the  $MN$  unknowns. The remaining  $N$  equations come from the boundary conditions.

At the first boundary we have

$$0 = \mathbf{E}_1 \equiv \mathbf{B}(x_1, \mathbf{y}_1) \quad (17.3.4)$$

while at the second boundary

$$0 = \mathbf{E}_{M+1} \equiv \mathbf{C}(x_M, \mathbf{y}_M) \quad (17.3.5)$$

The vectors  $\mathbf{E}_1$  and  $\mathbf{B}$  have only  $n_1$  nonzero components, corresponding to the  $n_1$  boundary conditions at  $x_1$ . It will turn out to be useful to take these nonzero components to be the last  $n_1$  components. In other words,  $E_{j,1} \neq 0$  only for  $j = n_2 + 1, n_2 + 2, \dots, N$ . At the other boundary, only the first  $n_2$  components of  $\mathbf{E}_{M+1}$  and  $\mathbf{C}$  are nonzero:  $E_{j,M+1} \neq 0$  only for  $j = 1, 2, \dots, n_2$ .

The “solution” of the FDE problem in (17.3.3)–(17.3.5) consists of a set of variables  $y_{j,k}$ , the values of the  $N$  variables  $y_j$  at the  $M$  points  $x_k$ . The algorithm we describe below requires an initial guess for the  $y_{j,k}$ . We then determine increments  $\Delta y_{j,k}$  such that  $y_{j,k} + \Delta y_{j,k}$  is an improved approximation to the solution.

Equations for the increments are developed by expanding the FDEs in first-order Taylor series with respect to small changes  $\Delta \mathbf{y}_k$ . At an interior point,  $k = 2, 3, \dots, M$  this gives:

$$\begin{aligned} \mathbf{E}_k(\mathbf{y}_k + \Delta \mathbf{y}_k, \mathbf{y}_{k-1} + \Delta \mathbf{y}_{k-1}) &\approx \mathbf{E}_k(\mathbf{y}_k, \mathbf{y}_{k-1}) \\ &+ \sum_{n=1}^N \frac{\partial \mathbf{E}_k}{\partial y_{n,k-1}} \Delta y_{n,k-1} + \sum_{n=1}^N \frac{\partial \mathbf{E}_k}{\partial y_{n,k}} \Delta y_{n,k} \end{aligned} \quad (17.3.6)$$

For a solution we want the updated value  $\mathbf{E}(\mathbf{y} + \Delta \mathbf{y})$  to be zero, so the general set of equations at an interior point can be written in matrix form as

$$\sum_{n=1}^N S_{j,n} \Delta y_{n,k-1} + \sum_{n=N+1}^{2N} S_{j,n} \Delta y_{n-N,k} = -E_{j,k}, \quad j = 1, 2, \dots, N \quad (17.3.7)$$

where

$$S_{j,n} = \frac{\partial E_{j,k}}{\partial y_{n,k-1}}, \quad S_{j,n+N} = \frac{\partial E_{j,k}}{\partial y_{n,k}}, \quad n = 1, 2, \dots, N \quad (17.3.8)$$

The quantity  $S_{j,n}$  is an  $N \times 2N$  matrix at each point  $k$ . Each interior point thus supplies a block of  $N$  equations coupling  $2N$  corrections to the solution variables at the points  $k, k-1$ .

Similarly, the algebraic relations at the boundaries can be expanded in a first-order Taylor series for increments that improve the solution. Since  $\mathbf{E}_1$  depends only on  $\mathbf{y}_1$ , we find at the first boundary:

$$\sum_{n=1}^N S_{j,n} \Delta y_{n,1} = -E_{j,1}, \quad j = n_2 + 1, n_2 + 2, \dots, N \quad (17.3.9)$$

where

$$S_{j,n} = \frac{\partial E_{j,1}}{\partial y_{n,1}}, \quad n = 1, 2, \dots, N \quad (17.3.10)$$

At the second boundary,

$$\sum_{n=1}^N S_{j,n} \Delta y_{n,M} = -E_{j,M+1}, \quad j = 1, 2, \dots, n_2 \quad (17.3.11)$$

where

$$S_{j,n} = \frac{\partial E_{j,M+1}}{\partial y_{n,M}}, \quad n = 1, 2, \dots, N \quad (17.3.12)$$

We thus have in equations (17.3.7)–(17.3.12) a set of linear equations to be solved for the corrections  $\Delta \mathbf{y}$ , iterating until the corrections are sufficiently small. The equations have a special structure, because each  $S_{j,n}$  couples only points  $k, k - 1$ . Figure 17.3.1 illustrates the typical structure of the complete matrix equation for the case of 5 variables and 4 mesh points, with 3 boundary conditions at the first boundary and 2 at the second. The  $3 \times 5$  block of nonzero entries in the top left-hand corner of the matrix comes from the boundary condition  $S_{j,n}$  at point  $k = 1$ . The next three  $5 \times 10$  blocks are the  $S_{j,n}$  at the interior points, coupling variables at mesh points (2,1), (3,2), and (4,3). Finally we have the block corresponding to the second boundary condition.

We can solve equations (17.3.7)–(17.3.12) for the increments  $\Delta \mathbf{y}$  using a form of Gaussian elimination that exploits the special structure of the matrix to minimize the total number of operations, and that minimizes storage of matrix coefficients by packing the elements in a special blocked structure. (You might wish to review Chapter 2, especially §2.2, if you are unfamiliar with the steps involved in Gaussian elimination.) Recall that Gaussian elimination consists of manipulating the equations by elementary operations such as dividing rows of coefficients by a common factor to produce unity in diagonal elements, and adding appropriate multiples of other rows to produce zeros below the diagonal. Here we take advantage of the block structure by performing a bit more reduction than in pure Gaussian elimination, so that the storage of coefficients is minimized. Figure 17.3.2 shows the form that we wish to achieve by elimination, just prior to the backsubstitution step. Only a small subset of the reduced  $MN \times MN$  matrix elements needs to be stored as the elimination progresses. Once the matrix elements reach the stage in Figure 17.3.2, the solution follows quickly by a backsubstitution procedure.

Furthermore, the entire procedure, except the backsubstitution step, operates only on one block of the matrix at a time. The procedure contains four types of operations: (1) partial reduction to zero of certain elements of a block using results from a previous step, (2) elimination of the square structure of the remaining block elements such that the square section contains unity along the diagonal, and zero in off-diagonal elements, (3) storage of the remaining nonzero coefficients for use in later steps, and (4) backsubstitution. We illustrate the steps schematically by figures.

Consider the block of equations describing corrections available from the initial boundary conditions. We have  $n_1$  equations for  $N$  unknown corrections. We wish to transform the first block so that its left-hand  $n_1 \times n_1$  square section becomes unity along the diagonal, and zero in off-diagonal elements. Figure 17.3.3 shows the original and final form of the first block of the matrix. In the figure we designate matrix elements that are subject to diagonalization by “D”, and elements that will be altered by “A”; in the final block, elements that are stored are labeled by “S”. We get from start to finish by selecting in turn  $n_1$  “pivot” elements from among the first  $n_1$  columns, normalizing the pivot row so that the value of the “pivot” element is unity, and adding appropriate multiples of this row to the remaining rows so that they contain zeros in the pivot column. In its final form, the reduced block expresses values for the corrections to the first  $n_1$  variables at mesh point 1 in terms of values for the remaining  $n_2$  unknown corrections at point 1, i.e., we now know what the first  $n_1$  elements are in terms of the remaining  $n_2$  elements. We store only the final set of  $n_2$  nonzero columns from the initial block, plus the column for the altered right-hand side of the matrix equation.

We must emphasize here an important detail of the method. To exploit the reduced storage allowed by operating on blocks, it is essential that the ordering of columns in the  $s$  matrix of derivatives be such that pivot elements can be found among the first  $n_1$  rows of the matrix. This means that the  $n_1$  boundary conditions at the first point must contain some dependence on the first  $j=1, 2, \dots, n_1$  dependent variables,  $y[j][1]$ . If not, then the original square  $n_1 \times n_1$  subsection of the first block will appear to be singular, and the method will fail. Alternatively, we would have to allow the search for pivot elements to involve all  $N$  columns of the block, and this would require column swapping and far more bookkeeping. The code provides a simple method of reordering the variables, i.e., the columns of the  $s$  matrix, so that this can be done easily. End of important detail.

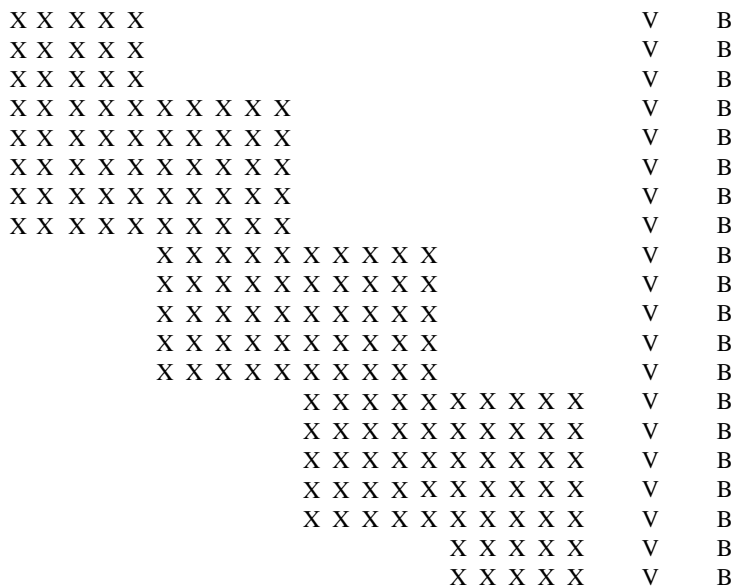


Figure 17.3.1. Matrix structure of a set of linear finite-difference equations (FDEs) with boundary conditions imposed at both endpoints. Here **X** represents a coefficient of the FDEs, **V** represents a component of the unknown solution vector, and **B** is a component of the known right-hand side. Empty spaces represent zeros. The matrix equation is to be solved by a special form of Gaussian elimination. (See text for details.)



Figure 17.3.2. Target structure of the Gaussian elimination. Once the matrix of Figure 17.3.1 has been reduced to this form, the solution follows quickly by backsubstitution.

Sample page from NUMERICAL RECIPES IN C: THE ART OF SCIENTIFIC COMPUTING (ISBN 0-521-43108-5)  
 Copyright (C) 1988-1992 by Cambridge University Press. Programs Copyright (C) 1988-1992 by Numerical Recipes Software.  
 Permission is granted for internet users to make one paper copy for their own personal use. Further reproduction, or any copying of machine-readable files (including this one), to any server computer, is strictly prohibited. To order Numerical Recipes books or CDROMs, visit website <http://www.nr.com> or call 1-800-872-7423 (North America only), or send email to [directcustserv@cambridge.org](mailto:directcustserv@cambridge.org) (outside North America).

(a)	D D D A A	V	A
	D D D A A	V	A
	D D D A A	V	A
(b)	1 0 0 S S	V	S
	0 1 0 S S	V	S
	0 0 1 S S	V	S

Figure 17.3.3. Reduction process for the first (upper left) block of the matrix in Figure 17.3.1. (a) Original form of the block, (b) final form. (See text for explanation.)

(a)	1 0 0 S S	V	S
	0 1 0 S S	V	S
	0 0 1 S S	V	S
	Z Z Z D D D D A A	V	A
	Z Z Z D D D D A A	V	A
	Z Z Z D D D D A A	V	A
	Z Z Z D D D D A A	V	A
	Z Z Z D D D D A A	V	A
(b)	1 0 0 S S	V	S
	0 1 0 S S	V	S
	0 0 1 S S	V	S
	0 0 0 1 0 0 0 0 S S	V	S
	0 0 0 0 1 0 0 0 S S	V	S
	0 0 0 0 0 1 0 0 S S	V	S
	0 0 0 0 0 0 1 0 S S	V	S
	0 0 0 0 0 0 0 1 S S	V	S

Figure 17.3.4. Reduction process for intermediate blocks of the matrix in Figure 17.3.1. (a) Original form, (b) final form. (See text for explanation.)

(a)	0 0 0 1 0 0 0 0 S S	V	S
	0 0 0 0 1 0 0 0 S S	V	S
	0 0 0 0 0 1 0 0 S S	V	S
	0 0 0 0 0 0 1 0 S S	V	S
	0 0 0 0 0 0 0 1 S S	V	S
	Z Z Z D D	V	A
	Z Z Z D D	V	A
(b)	0 0 0 1 0 0 0 0 S S	V	S
	0 0 0 0 1 0 0 0 S S	V	S
	0 0 0 0 0 1 0 0 S S	V	S
	0 0 0 0 0 0 1 0 S S	V	S
	0 0 0 0 0 0 0 1 S S	V	S
	0 0 0 1 0	V	S
	0 0 0 0 1	V	S

Figure 17.3.5. Reduction process for the last (lower right) block of the matrix in Figure 17.3.1. (a) Original form, (b) final form. (See text for explanation.)

Sample page from NUMERICAL RECIPES IN C: THE ART OF SCIENTIFIC COMPUTING (ISBN 0-521-43108-5)  
 Copyright (C) 1988-1992 by Cambridge University Press. Programs Copyright (C) 1988-1992 by Numerical Recipes Software.  
 Permission is granted for internet users to make one paper copy for their own personal use. Further reproduction, or any copying of machine-readable files (including this one), to any server computer, is strictly prohibited. To order Numerical Recipes books or CDROMs, visit website <http://www.nr.com> or call 1-800-872-7423 (North America only), or send email to [directcustserv@cambridge.org](mailto:directcustserv@cambridge.org) (outside North America).



Next consider the block of  $N$  equations representing the FDEs that describe the relation between the  $2N$  corrections at points 2 and 1. The elements of that block, together with results from the previous step, are illustrated in Figure 17.3.4. Note that by adding suitable multiples of rows from the first block we can reduce to zero the first  $n_1$  columns of the block (labeled by “Z”), and, to do so, we will need to alter only the columns from  $n_1 + 1$  to  $N$  and the vector element on the right-hand side. Of the remaining columns we can diagonalize a square subsection of  $N \times N$  elements, labeled by “D” in the figure. In the process we alter the final set of  $n_2 + 1$  columns, denoted “A” in the figure. The second half of the figure shows the block when we finish operating on it, with the stored  $(n_2 + 1) \times N$  elements labeled by “S.”

If we operate on the next set of equations corresponding to the FDEs coupling corrections at points 3 and 2, we see that the state of available results and new equations exactly reproduces the situation described in the previous paragraph. Thus, we can carry out those steps again for each block in turn through block  $M$ . Finally on block  $M + 1$  we encounter the remaining boundary conditions.

Figure 17.3.5 shows the final block of  $n_2$  FDEs relating the  $N$  corrections for variables at mesh point  $M$ , together with the result of reducing the previous block. Again, we can first use the prior results to zero the first  $n_1$  columns of the block. Now, when we diagonalize the remaining square section, we strike gold: We get values for the final  $n_2$  corrections at mesh point  $M$ .

With the final block reduced, the matrix has the desired form shown previously in Figure 17.3.2, and the matrix is ripe for backsubstitution. Starting with the bottom row and working up towards the top, at each stage we can simply determine one unknown correction in terms of known quantities.

The function `solvde` organizes the steps described above. The principal procedures used in the algorithm are performed by functions called internally by `solvde`. The function `red` eliminates leading columns of the `s` matrix using results from prior blocks. `pinvs` diagonalizes the square subsection of `s` and stores unreduced coefficients. `bksub` carries out the backsubstitution step. The user of `solvde` must understand the calling arguments, as described below, and supply a function `difeq`, called by `solvde`, that evaluates the `s` matrix for each block.

Most of the arguments in the call to `solvde` have already been described, but some require discussion. Array `y[j][k]` contains the initial guess for the solution, with `j` labeling the dependent variables at mesh points `k`. The problem involves `ne` FDEs spanning points `k=1, . . . , m`. `nb` boundary conditions apply at the first point `k=1`. The array `indexv[j]` establishes the correspondence between columns of the `s` matrix, equations (17.3.8), (17.3.10), and (17.3.12), and the dependent variables. As described above it is essential that the `nb` boundary conditions at `k=1` involve the dependent variables referenced by the first `nb` columns of the `s` matrix. Thus, columns `j` of the `s` matrix can be ordered by the user in `difeq` to refer to derivatives with respect to the dependent variable `indexv[j]`.

The function only attempts `itmax` correction cycles before returning, even if the solution has not converged. The parameters `conv`, `slowc`, `scalv` relate to convergence. Each inversion of the matrix produces corrections for `ne` variables at `m` mesh points. We want these to become vanishingly small as the iterations proceed, but we must define a measure for the size of corrections. This error “norm” is very problem specific, so the user might wish to rewrite this section of the code as appropriate. In the program below we compute a value for the average correction `err` by summing the absolute value of all corrections, weighted by a scale factor appropriate to each type of variable:

$$\text{err} = \frac{1}{m \times \text{ne}} \sum_{k=1}^m \sum_{j=1}^{\text{ne}} \frac{|\Delta Y[j][k]|}{\text{scalv}[j]} \quad (17.3.13)$$

When `err`  $\leq$  `conv`, the method has converged. Note that the user gets to supply an array `scalv` which measures the typical size of each variable.

Obviously, if `err` is large, we are far from a solution, and perhaps it is a bad idea to believe that the corrections generated from a first-order Taylor series are accurate. The number `slowc` modulates application of corrections. After each iteration we apply only a

fraction of the corrections found by matrix inversion:

$$Y[j][k] \rightarrow Y[j][k] + \frac{\text{slowc}}{\max(\text{slowc}, \text{err})} \Delta Y[j][k] \quad (17.3.14)$$

Thus, when  $\text{err} > \text{slowc}$  only a fraction of the corrections are used, but when  $\text{err} \leq \text{slowc}$  the entire correction gets applied.

The call statement also supplies `solvde` with the array `y[1..nyj][1..nyk]` containing the initial trial solution, and workspace arrays `c[1..ne][1..ne-nb+1][1..m+1]`, `s[1..ne][1..2*ne+1]`. The array `c` is the blockbuster: It stores the unreduced elements of the matrix built up for the backsubstitution step. If there are  $m$  mesh points, then there will be  $m+1$  blocks, each requiring  $ne$  rows and  $ne-nb+1$  columns. Although large, this is small compared with  $(ne \times m)^2$  elements required for the whole matrix if we did not break it into blocks.

We now describe the workings of the user-supplied function `difeq`. The synopsis of the function is

```
void difeq(int k, int k1, int k2, int jsf, int is1, int isf,
          int indexv[], int ne, float **s, float **y);
```

The only information passed from `difeq` to `solvde` is the matrix of derivatives `s[1..ne][1..2*ne+1]`; all other arguments are input to `difeq` and should not be altered.  $k$  indicates the current mesh point, or block number.  $k_1, k_2$  label the first and last point in the mesh. If  $k=k_1$  or  $k>k_2$ , the block involves the boundary conditions at the first or final points; otherwise the block acts on FDEs coupling variables at points  $k-1, k$ .

The convention on storing information into the array `s[i][j]` follows that used in equations (17.3.8), (17.3.10), and (17.3.12): Rows  $i$  label equations, columns  $j$  refer to derivatives with respect to dependent variables in the solution. Recall that each equation will depend on the  $ne$  dependent variables at either one or two points. Thus,  $j$  runs from 1 to either  $ne$  or  $2*ne$ . The column ordering for dependent variables at each point must agree with the list supplied in `indexv[j]`. Thus, for a block not at a boundary, the first column multiplies  $\Delta Y(1=\text{indexv}[1], k-1)$ , and the column  $ne+1$  multiplies  $\Delta Y(1=\text{indexv}[1], k)$ . `is1, isf` give the numbers of the starting and final rows that need to be filled in the `s` matrix for this block. `jsf` labels the column in which the difference equations  $E_{j,k}$  of equations (17.3.3)–(17.3.5) are stored. Thus,  $-s[i][jsf]$  is the vector on the right-hand side of the matrix. The reason for the minus sign is that `difeq` supplies the actual difference equation,  $E_{j,k}$ , not its negative. Note that `solvde` supplies a value for `jsf` such that the difference equation is put in the column *just after* all derivatives in the `s` matrix. Thus, `difeq` expects to find values entered into `s[i][j]` for rows  $is1 \leq i \leq isf$  and  $1 \leq j \leq jsf$ .

Finally, `s[1..nsi][1..nsj]` and `y[1..nyj][1..nyk]` supply `difeq` with storage for `s` and the solution variables `y` for this iteration. An example of how to use this routine is given in the next section.

Many ideas in the following code are due to Eggleton[1].

```
#include <stdio.h>
#include <math.h>
#include "nrutil.h"
```

```
void solvde(int itmax, float conv, float slowc, float scalv[], int indexv[],
           int ne, int nb, int m, float **y, float ***c, float **s)
```

Driver routine for solution of two point boundary value problems by relaxation. `itmax` is the maximum number of iterations. `conv` is the convergence criterion (see text). `slowc` controls the fraction of corrections actually used after each iteration. `scalv[1..ne]` contains typical sizes for each dependent variable, used to weight errors. `indexv[1..ne]` lists the column ordering of variables used to construct the matrix `s[1..ne][1..2*ne+1]` of derivatives. (The  $nb$  boundary conditions at the first mesh point must contain some dependence on the first  $nb$  variables listed in `indexv`.) The problem involves  $ne$  equations for  $ne$  adjustable dependent variables at each point. At the first mesh point there are  $nb$  boundary conditions. There are a total of  $m$  mesh points. `y[1..ne][1..m]` is the two-dimensional array that contains the initial guess for all the dependent variables at each mesh point. On each iteration, it is updated by the

calculated correction. The arrays `c[1..ne][1..ne-nb+1][1..m+1]` and `s` supply dummy storage used by the relaxation code.

```
{
  void bksub(int ne, int nb, int jf, int k1, int k2, float ***c);
  void difeq(int k, int k1, int k2, int jsf, int is1, int isf,
             int indexv[], int ne, float **s, float **y);
  void pinvs(int ie1, int ie2, int je1, int jsf, int jc1, int k,
             float ***c, float **s);
  void red(int iz1, int iz2, int jz1, int jz2, int jm1, int jm2, int jmf,
           int ic1, int jc1, int jcf, int kc, float ***c, float **s);
  int ic1, ic2, ic3, ic4, it, j, j1, j2, j3, j4, j5, j6, j7, j8, j9;
  int jc1, jcf, jv, k, k1, k2, km, kp, nvars, *kmax;
  float err, errj, fac, vmax, vz, *ermax;

  kmax=ivector(1,ne);
  ermax=vector(1,ne);
  k1=1;                               Set up row and column markers.
  k2=m;
  nvars=ne*m;
  j1=1;
  j2=nb;
  j3=nb+1;
  j4=ne;
  j5=j4+j1;
  j6=j4+j2;
  j7=j4+j3;
  j8=j4+j4;
  j9=j8+j1;
  ic1=1;
  ic2=ne-nb;
  ic3=ic2+1;
  ic4=ne;
  jc1=1;
  jcf=ic3;
  for (it=1;it<=itmax;it++) {         Primary iteration loop.
    k=k1;                             Boundary conditions at first point.
    difeq(k,k1,k2,j9,ic3,ic4,indexv,ne,s,y);
    pinvs(ic3,ic4,j5,j9,jc1,k1,c,s);
    for (k=k1+1;k<=k2;k++) {         Finite difference equations at all point pairs.
      kp=k-1;
      difeq(k,k1,k2,j9,ic1,ic4,indexv,ne,s,y);
      red(ic1,ic4,j1,j2,j3,j4,j9,ic3,jc1,jcf,kp,c,s);
      pinvs(ic1,ic4,j3,j9,jc1,k,c,s);
    }
    k=k2+1;                           Final boundary conditions.
    difeq(k,k1,k2,j9,ic1,ic2,indexv,ne,s,y);
    red(ic1,ic2,j5,j6,j7,j8,j9,ic3,jc1,jcf,k2,c,s);
    pinvs(ic1,ic2,j7,j9,jcf,k2+1,c,s);
    bksub(ne,nb,jcf,k1,k2,c);         Backsubstitution.
    err=0.0;
    for (j=1;j<=ne;j++) {             Convergence check, accumulate average error.
      jv=indexv[j];
      errj=vmax=0.0;
      km=0;
      for (k=k1;k<=k2;k++) {         Find point with largest error, for each dependent variable.
        vz=fabs(c[jv][1][k]);
        if (vz > vmax) {
          vmax=vz;
          km=k;
        }
      }
      errj += vz;
    }
    err += errj/scalv[j];             Note weighting for each dependent variable.
    ermax[j]=c[jv][1][km]/scalv[j];
  }
}
```

Sample page from NUMERICAL RECIPES IN C: THE ART OF SCIENTIFIC COMPUTING (ISBN 0-521-43108-5)  
 Copyright (C) 1988-1992 by Cambridge University Press. Programs Copyright (C) 1988-1992 by Numerical Recipes Software.  
 Permission is granted for internet users to make one paper copy for their own personal use. Further reproduction, or any copying of machine-readable files (including this one), to any server computer, is strictly prohibited. To order Numerical Recipes books or CDROMs, visit website <http://www.nr.com> or call 1-800-872-7423 (North America only), or send email to [directcustserv@cambridge.org](mailto:directcustserv@cambridge.org) (outside North America).

```

        kmax[j]=km;
    }
    err /= nvars;
    fac=(err > slowc ? slowc/err : 1.0);
    Reduce correction applied when error is large.
    for (j=1;j<=ne;j++) {          Apply corrections.
        jv=indexv[j];
        for (k=k1;k<=k2;k++)
            y[j][k] -= fac*c[jv][1][k];
    }
    printf("\n%8s %9s %9s\n","Iter.,"Error","FAC");    Summary of corrections
    printf("%6d %12.6f %11.6f\n",it,err,fac);          for this step.
    if (err < conv) {          Point with largest error for each variable can
        free_vector(ermax,1,ne);          be monitored by writing out kmax and
        free_ivector(kmax,1,ne);          ermax.
        return;
    }
}
nrerror("Too many iterations in solvde");          Convergence failed.
}

```

```

void bksub(int ne, int nb, int jf, int k1, int k2, float ***c)
Backsubstitution, used internally by solvde.
{
    int nbf,im,kp,k,j,i;
    float xx;

    nbf=ne-nb;
    im=1;
    for (k=k2;k>=k1;k--) {          Use recurrence relations to eliminate remaining de-
        if (k == k1) im=nbf+1;          pendences.
        kp=k+1;
        for (j=1;j<=nbf;j++) {
            xx=c[j][jf][kp];
            for (i=im;i<=ne;i++)
                c[i][jf][k] -= c[i][j][k]*xx;
        }
    }
    for (k=k1;k<=k2;k++) {          Reorder corrections to be in column 1.
        kp=k+1;
        for (i=1;i<=nb;i++) c[i][1][k]=c[i+nbf][jf][k];
        for (i=1;i<=nbf;i++) c[i+nb][1][k]=c[i][jf][kp];
    }
}

```

```

#include <math.h>
#include "nrutil.h"

```

```

void pinvs(int ie1, int ie2, int je1, int jsf, int jc1, int k, float ***c,
float **s)
Diagonalize the square subsection of the s matrix, and store the recursion coefficients in c;
used internally by solvde.
{
    int js1,jpiv,jp,je2,jcoff,j,irow,ipiv,id,icoff,i,*indxr;
    float pivinv,piv,dum,big,*pscl;

    indxr=ivector(ie1,ie2);
    pscl=vector(ie1,ie2);
    je2=je1+ie2-ie1;
    js1=je2+1;

```

Sample page from NUMERICAL RECIPES IN C: THE ART OF SCIENTIFIC COMPUTING (ISBN 0-521-43108-5)  
 Copyright (C) 1988-1992 by Cambridge University Press. Programs Copyright (C) 1988-1992 by Numerical Recipes Software.  
 Permission is granted for internet users to make one paper copy for their own personal use. Further reproduction, or any copying of machine-  
 readable files (including this one), to any server computer, is strictly prohibited. To order Numerical Recipes books or CDROMs, visit website  
<http://www.nr.com> or call 1-800-872-7423 (North America only), or send email to [directcustserv@cambridge.org](mailto:directcustserv@cambridge.org) (outside North America).

```

for (i=ie1;i<=ie2;i++) {          Implicit pivoting, as in §2.1.
    big=0.0;
    for (j=je1;j<=je2;j++)
        if (fabs(s[i][j]) > big) big=fabs(s[i][j]);
    if (big == 0.0) nrerror("Singular matrix - row all 0, in pinvs");
    pscl[i]=1.0/big;
    indxr[i]=0;
}
for (id=ie1;id<=ie2;id++) {
    piv=0.0;
    for (i=ie1;i<=ie2;i++) {      Find pivot element.
        if (indxr[i] == 0) {
            big=0.0;
            for (j=je1;j<=je2;j++) {
                if (fabs(s[i][j]) > big) {
                    jp=j;
                    big=fabs(s[i][j]);
                }
            }
            if (big*pscl[i] > piv) {
                ipiv=i;
                jpiv=jp;
                piv=big*pscl[i];
            }
        }
    }
    if (s[ipiv][jpiv] == 0.0) nrerror("Singular matrix in routine pinvs");
    indxr[ipiv]=jpiv;             In place reduction. Save column ordering.
    pivinv=1.0/s[ipiv][jpiv];
    for (j=je1;j<=jsf;j++) s[ipiv][j] *= pivinv;    Normalize pivot row.
    s[ipiv][jpiv]=1.0;
    for (i=ie1;i<=ie2;i++) {      Reduce nonpivot elements in column.
        if (indxr[i] != jpiv) {
            if (s[i][jpiv]) {
                dum=s[i][jpiv];
                for (j=je1;j<=jsf;j++)
                    s[i][j] -= dum*s[ipiv][j];
                s[i][jpiv]=0.0;
            }
        }
    }
}
}
jcoff=jc1-js1;                    Sort and store unreduced coefficients.
icoff=ie1-je1;
for (i=ie1;i<=ie2;i++) {
    irow=indxr[i]+icoff;
    for (j=js1;j<=jsf;j++) c[irow][j+jcoff][k]=s[i][j];
}
free_vector(pscl,ie1,ie2);
free_ivector(indxr,ie1,ie2);
}

```

```

void red(int iz1, int iz2, int jz1, int jz2, int jm1, int jm2, int jmf,
        int ic1, int jc1, int jcf, int kc, float ***c, float **s)
Reduce columns jz1-jz2 of the s matrix, using previous results as stored in the c matrix. Only
columns jm1-jm2, jmf are affected by the prior results. red is used internally by solvde.
{
    int loff,l,j,ic,i;
    float vx;

    loff=jc1-jm1;
    ic=ic1;

```

Sample page from NUMERICAL RECIPES IN C: THE ART OF SCIENTIFIC COMPUTING (ISBN 0-521-43108-5)  
Copyright (C) 1988-1992 by Cambridge University Press. Programs Copyright (C) 1988-1992 by Numerical Recipes Software.  
Permission is granted for internet users to make one paper copy for their own personal use. Further reproduction, or any copying of machine-  
readable files (including this one), to any server computer, is strictly prohibited. To order Numerical Recipes books or CDROMs, visit website  
<http://www.nr.com> or call 1-800-872-7423 (North America only), or send email to [directcustserv@cambridge.org](mailto:directcustserv@cambridge.org) (outside North America).

```

for (j=jz1;j<=jz2;j++) {           Loop over columns to be zeroed.
  for (l=jm1;l<=jm2;l++) {       Loop over columns altered.
    vx=c[ic][l+loff][kc];
    for (i=iz1;i<=iz2;i++) s[i][l] -= s[i][j]*vx;   Loop over rows.
  }
  vx=c[ic][jcf][kc];
  for (i=iz1;i<=iz2;i++) s[i][jmf] -= s[i][j]*vx;   Plus final element.
  ic += 1;
}
}

```

## “Algebraically Difficult” Sets of Differential Equations

Relaxation methods allow you to take advantage of an additional opportunity that, while not obvious, can speed up some calculations enormously. It is not necessary that the set of variables  $y_{j,k}$  correspond exactly with the dependent variables of the original differential equations. They can be related to those variables through algebraic equations. Obviously, it is necessary only that the solution variables allow us to *evaluate* the functions  $y, g, \mathbf{B}, \mathbf{C}$  that are used to construct the FDEs from the ODEs. In some problems  $g$  depends on functions of  $y$  that are known only implicitly, so that iterative solutions are necessary to evaluate functions in the ODEs. Often one can dispense with this “internal” nonlinear problem by defining a new set of variables from which both  $y, g$  and the boundary conditions can be obtained directly. A typical example occurs in physical problems where the equations require solution of a complex equation of state that can be expressed in more convenient terms using variables other than the original dependent variables in the ODE. While this approach is analogous to performing an *analytic* change of variables directly on the original ODEs, such an analytic transformation might be prohibitively complicated. The change of variables in the relaxation method is easy and requires no analytic manipulations.

### CITED REFERENCES AND FURTHER READING:

- Eggleton, P.P. 1971, *Monthly Notices of the Royal Astronomical Society*, vol. 151, pp. 351–364. [1]  
 Keller, H.B. 1968, *Numerical Methods for Two-Point Boundary-Value Problems* (Waltham, MA: Blaisdell).  
 Kippenhan, R., Weigert, A., and Hofmeister, E. 1968, in *Methods in Computational Physics*, vol. 7 (New York: Academic Press), pp. 129ff.

## 17.4 A Worked Example: Spheroidal Harmonics

The best way to understand the algorithms of the previous sections is to see them employed to solve an actual problem. As a sample problem, we have selected the computation of spheroidal harmonics. (The more common name is spheroidal angle functions, but we prefer the explicit reminder of the kinship with spherical harmonics.) We will show how to find spheroidal harmonics, first by the method of relaxation (§17.3), and then by the methods of shooting (§17.1) and shooting to a fitting point (§17.2).

Spheroidal harmonics typically arise when certain partial differential equations are solved by separation of variables in spheroidal coordinates. They satisfy the following differential equation on the interval  $-1 \leq x \leq 1$ :

$$\frac{d}{dx} \left[ (1-x^2) \frac{dS}{dx} \right] + \left( \lambda - c^2 x^2 - \frac{m^2}{1-x^2} \right) S = 0 \quad (17.4.1)$$

```

for (j=jz1;j<=jz2;j++) {           Loop over columns to be zeroed.
  for (l=jm1;l<=jm2;l++) {       Loop over columns altered.
    vx=c[ic][l+loff][kc];
    for (i=iz1;i<=iz2;i++) s[i][l] -= s[i][j]*vx;   Loop over rows.
  }
  vx=c[ic][jcf][kc];
  for (i=iz1;i<=iz2;i++) s[i][jmf] -= s[i][j]*vx;   Plus final element.
  ic += 1;
}
}

```

## “Algebraically Difficult” Sets of Differential Equations

Relaxation methods allow you to take advantage of an additional opportunity that, while not obvious, can speed up some calculations enormously. It is not necessary that the set of variables  $y_{j,k}$  correspond exactly with the dependent variables of the original differential equations. They can be related to those variables through algebraic equations. Obviously, it is necessary only that the solution variables allow us to *evaluate* the functions  $y, g, \mathbf{B}, \mathbf{C}$  that are used to construct the FDEs from the ODEs. In some problems  $g$  depends on functions of  $y$  that are known only implicitly, so that iterative solutions are necessary to evaluate functions in the ODEs. Often one can dispense with this “internal” nonlinear problem by defining a new set of variables from which both  $y, g$  and the boundary conditions can be obtained directly. A typical example occurs in physical problems where the equations require solution of a complex equation of state that can be expressed in more convenient terms using variables other than the original dependent variables in the ODE. While this approach is analogous to performing an *analytic* change of variables directly on the original ODEs, such an analytic transformation might be prohibitively complicated. The change of variables in the relaxation method is easy and requires no analytic manipulations.

### CITED REFERENCES AND FURTHER READING:

- Eggleton, P.P. 1971, *Monthly Notices of the Royal Astronomical Society*, vol. 151, pp. 351–364. [1]  
 Keller, H.B. 1968, *Numerical Methods for Two-Point Boundary-Value Problems* (Waltham, MA: Blaisdell).  
 Kippenhan, R., Weigert, A., and Hofmeister, E. 1968, in *Methods in Computational Physics*, vol. 7 (New York: Academic Press), pp. 129ff.

## 17.4 A Worked Example: Spheroidal Harmonics

The best way to understand the algorithms of the previous sections is to see them employed to solve an actual problem. As a sample problem, we have selected the computation of spheroidal harmonics. (The more common name is spheroidal angle functions, but we prefer the explicit reminder of the kinship with spherical harmonics.) We will show how to find spheroidal harmonics, first by the method of relaxation (§17.3), and then by the methods of shooting (§17.1) and shooting to a fitting point (§17.2).

Spheroidal harmonics typically arise when certain partial differential equations are solved by separation of variables in spheroidal coordinates. They satisfy the following differential equation on the interval  $-1 \leq x \leq 1$ :

$$\frac{d}{dx} \left[ (1-x^2) \frac{dS}{dx} \right] + \left( \lambda - c^2 x^2 - \frac{m^2}{1-x^2} \right) S = 0 \quad (17.4.1)$$

Here  $m$  is an integer,  $c$  is the “oblateness parameter,” and  $\lambda$  is the eigenvalue. Despite the notation,  $c^2$  can be positive or negative. For  $c^2 > 0$  the functions are called “prolate,” while if  $c^2 < 0$  they are called “oblate.” The equation has singular points at  $x = \pm 1$  and is to be solved subject to the boundary conditions that the solution be regular at  $x = \pm 1$ . Only for certain values of  $\lambda$ , the eigenvalues, will this be possible.

If we consider first the spherical case, where  $c = 0$ , we recognize the differential equation for Legendre functions  $P_n^m(x)$ . In this case the eigenvalues are  $\lambda_{mn} = n(n+1)$ ,  $n = m, m+1, \dots$ . The integer  $n$  labels successive eigenvalues for fixed  $m$ : When  $n = m$  we have the lowest eigenvalue, and the corresponding eigenfunction has no nodes in the interval  $-1 < x < 1$ ; when  $n = m+1$  we have the next eigenvalue, and the eigenfunction has one node inside  $(-1, 1)$ ; and so on.

A similar situation holds for the general case  $c^2 \neq 0$ . We write the eigenvalues of (17.4.1) as  $\lambda_{mn}(c)$  and the eigenfunctions as  $S_{mn}(x; c)$ . For fixed  $m$ ,  $n = m, m+1, \dots$  labels the successive eigenvalues.

The computation of  $\lambda_{mn}(c)$  and  $S_{mn}(x; c)$  traditionally has been quite difficult. Complicated recurrence relations, power series expansions, etc., can be found in references [1-3]. Cheap computing makes evaluation by direct solution of the differential equation quite feasible.

The first step is to investigate the behavior of the solution near the singular points  $x = \pm 1$ . Substituting a power series expansion of the form

$$S = (1 \pm x)^\alpha \sum_{k=0}^{\infty} a_k (1 \pm x)^k \quad (17.4.2)$$

in equation (17.4.1), we find that the regular solution has  $\alpha = m/2$ . (Without loss of generality we can take  $m \geq 0$  since  $m \rightarrow -m$  is a symmetry of the equation.) We get an equation that is numerically more tractable if we factor out this behavior. Accordingly we set

$$S = (1 - x^2)^{m/2} y \quad (17.4.3)$$

We then find from (17.4.1) that  $y$  satisfies the equation

$$(1 - x^2) \frac{d^2 y}{dx^2} - 2(m+1)x \frac{dy}{dx} + (\mu - c^2 x^2)y = 0 \quad (17.4.4)$$

where

$$\mu \equiv \lambda - m(m+1) \quad (17.4.5)$$

Both equations (17.4.1) and (17.4.4) are invariant under the replacement  $x \rightarrow -x$ . Thus the functions  $S$  and  $y$  must also be invariant, except possibly for an overall scale factor. (Since the equations are linear, a constant multiple of a solution is also a solution.) Because the solutions will be normalized, the scale factor can only be  $\pm 1$ . If  $n - m$  is odd, there are an odd number of zeros in the interval  $(-1, 1)$ . Thus we must choose the antisymmetric solution  $y(-x) = -y(x)$  which has a zero at  $x = 0$ . Conversely, if  $n - m$  is even we must have the symmetric solution. Thus

$$y_{mn}(-x) = (-1)^{n-m} y_{mn}(x) \quad (17.4.6)$$



and similarly for  $S_{mn}$ .

The boundary conditions on (17.4.4) require that  $y$  be regular at  $x = \pm 1$ . In other words, near the endpoints the solution takes the form

$$y = a_0 + a_1(1 - x^2) + a_2(1 - x^2)^2 + \dots \quad (17.4.7)$$

Substituting this expansion in equation (17.4.4) and letting  $x \rightarrow 1$ , we find that

$$a_1 = -\frac{\mu - c^2}{4(m+1)}a_0 \quad (17.4.8)$$

Equivalently,

$$y'(1) = \frac{\mu - c^2}{2(m+1)}y(1) \quad (17.4.9)$$

A similar equation holds at  $x = -1$  with a minus sign on the right-hand side. The irregular solution has a different relation between function and derivative at the endpoints.

Instead of integrating the equation from  $-1$  to  $1$ , we can exploit the symmetry (17.4.6) to integrate from  $0$  to  $1$ . The boundary condition at  $x = 0$  is

$$\begin{aligned} y(0) &= 0, & n - m \text{ odd} \\ y'(0) &= 0, & n - m \text{ even} \end{aligned} \quad (17.4.10)$$

A third boundary condition comes from the fact that any constant multiple of a solution  $y$  is a solution. We can thus *normalize* the solution. We adopt the normalization that the function  $S_{mn}$  has the same limiting behavior as  $P_n^m$  at  $x = 1$ :

$$\lim_{x \rightarrow 1} (1 - x^2)^{-m/2} S_{mn}(x; c) = \lim_{x \rightarrow 1} (1 - x^2)^{-m/2} P_n^m(x) \quad (17.4.11)$$

Various normalization conventions in the literature are tabulated by Flammer [1].

Imposing three boundary conditions for the second-order equation (17.4.4) turns it into an eigenvalue problem for  $\lambda$  or equivalently for  $\mu$ . We write it in the standard form by setting

$$y_1 = y \quad (17.4.12)$$

$$y_2 = y' \quad (17.4.13)$$

$$y_3 = \mu \quad (17.4.14)$$

Then

$$y_1' = y_2 \quad (17.4.15)$$

$$y_2' = \frac{1}{1-x^2} [2x(m+1)y_2 - (y_3 - c^2x^2)y_1] \quad (17.4.16)$$

$$y_3' = 0 \quad (17.4.17)$$

The boundary condition at  $x = 0$  in this notation is

$$\begin{aligned} y_1 &= 0, & n - m & \text{ odd} \\ y_2 &= 0, & n - m & \text{ even} \end{aligned} \quad (17.4.18)$$

At  $x = 1$  we have two conditions:

$$y_2 = \frac{y_3 - c^2}{2(m+1)} y_1 \quad (17.4.19)$$

$$y_1 = \lim_{x \rightarrow 1} (1-x^2)^{-m/2} P_n^m(x) = \frac{(-1)^m (n+m)!}{2^m m! (n-m)!} \equiv \gamma \quad (17.4.20)$$

We are now ready to illustrate the use of the methods of previous sections on this problem.

### Relaxation

If we just want a few isolated values of  $\lambda$  or  $S$ , shooting is probably the quickest method. However, if we want values for a large sequence of values of  $c$ , relaxation is better. Relaxation rewards a good initial guess with rapid convergence, and the previous solution should be a good initial guess if  $c$  is changed only slightly.

For simplicity, we choose a uniform grid on the interval  $0 \leq x \leq 1$ . For a total of  $M$  mesh points, we have

$$h = \frac{1}{M-1} \quad (17.4.21)$$

$$x_k = (k-1)h, \quad k = 1, 2, \dots, M \quad (17.4.22)$$

At interior points  $k = 2, 3, \dots, M$ , equation (17.4.15) gives

$$E_{1,k} = y_{1,k} - y_{1,k-1} - \frac{h}{2}(y_{2,k} + y_{2,k-1}) \quad (17.4.23)$$

Equation (17.4.16) gives

$$\begin{aligned} E_{2,k} &= y_{2,k} - y_{2,k-1} - \beta_k \\ &\times \left[ \frac{(x_k + x_{k-1})(m+1)(y_{2,k} + y_{2,k-1})}{2} - \alpha_k \frac{(y_{1,k} + y_{1,k-1})}{2} \right] \end{aligned} \quad (17.4.24)$$

where

$$\alpha_k = \frac{y_{3,k} + y_{3,k-1}}{2} - \frac{c^2(x_k + x_{k-1})^2}{4} \quad (17.4.25)$$

$$\beta_k = \frac{h}{1 - \frac{1}{4}(x_k + x_{k-1})^2} \quad (17.4.26)$$

Finally, equation (17.4.17) gives

$$E_{3,k} = y_{3,k} - y_{3,k-1} \quad (17.4.27)$$

Now recall that the matrix of partial derivatives  $S_{i,j}$  of equation (17.3.8) is defined so that  $i$  labels the equation and  $j$  the variable. In our case,  $j$  runs from 1 to 3 for  $y_j$  at  $k-1$  and from 4 to 6 for  $y_j$  at  $k$ . Thus equation (17.4.23) gives

$$\begin{aligned} S_{1,1} &= -1, & S_{1,2} &= -\frac{h}{2}, & S_{1,3} &= 0 \\ S_{1,4} &= 1, & S_{1,5} &= -\frac{h}{2}, & S_{1,6} &= 0 \end{aligned} \quad (17.4.28)$$

Similarly equation (17.4.24) yields

$$\begin{aligned} S_{2,1} &= \alpha_k \beta_k / 2, & S_{2,2} &= -1 - \beta_k (x_k + x_{k-1})(m+1)/2, \\ S_{2,3} &= \beta_k (y_{1,k} + y_{1,k-1})/4, & S_{2,4} &= S_{2,1}, \\ S_{2,5} &= 2 + S_{2,2}, & S_{2,6} &= S_{2,3} \end{aligned} \quad (17.4.29)$$

while from equation (17.4.27) we find

$$\begin{aligned} S_{3,1} &= 0, & S_{3,2} &= 0, & S_{3,3} &= -1 \\ S_{3,4} &= 0, & S_{3,5} &= 0, & S_{3,6} &= 1 \end{aligned} \quad (17.4.30)$$

At  $x = 0$  we have the boundary condition

$$E_{3,1} = \begin{cases} y_{1,1}, & n - m \text{ odd} \\ y_{2,1}, & n - m \text{ even} \end{cases} \quad (17.4.31)$$

Recall the convention adopted in the `solvde` routine that for one boundary condition at  $k = 1$  only  $S_{3,j}$  can be nonzero. Also,  $j$  takes on the values 4 to 6 since the boundary condition involves only  $y_k$ , not  $y_{k-1}$ . Accordingly, the only nonzero values of  $S_{3,j}$  at  $x = 0$  are

$$\begin{aligned} S_{3,4} &= 1, & n - m \text{ odd} \\ S_{3,5} &= 1, & n - m \text{ even} \end{aligned} \quad (17.4.32)$$

At  $x = 1$  we have

$$E_{1,M+1} = y_{2,M} - \frac{y_{3,M} - c^2}{2(m+1)} y_{1,M} \quad (17.4.33)$$

$$E_{2,M+1} = y_{1,M} - \gamma \quad (17.4.34)$$

Thus

$$S_{1,4} = -\frac{y_{3,M} - c^2}{2(m+1)}, \quad S_{1,5} = 1, \quad S_{1,6} = -\frac{y_{1,M}}{2(m+1)} \quad (17.4.35)$$

$$S_{2,4} = 1, \quad S_{2,5} = 0, \quad S_{2,6} = 0 \quad (17.4.36)$$

Here now is the sample program that implements the above algorithm. We need a main program, `sfroid`, that calls the routine `solvde`, and we must supply the function `difeq` called by `solvde`. For simplicity we choose an equally spaced

mesh of  $m = 41$  points, that is,  $h = .025$ . As we shall see, this gives good accuracy for the eigenvalues up to moderate values of  $n - m$ .

Since the boundary condition at  $x = 0$  does not involve  $y_1$  if  $n - m$  is even, we have to use the `indexv` feature of `solvde`. Recall that the value of `indexv[j]` describes which column of `s[i][j]` the variable  $y[j]$  has been put in. If  $n - m$  is even, we need to interchange the columns for  $y_1$  and  $y_2$  so that there is not a zero pivot element in `s[i][j]`.

The program prompts for values of  $m$  and  $n$ . It then computes an initial guess for  $y$  based on the Legendre function  $P_n^m$ . It next prompts for  $c^2$ , solves for  $y$ , prompts for  $c^2$ , solves for  $y$  using the previous values as an initial guess, and so on.

```
#include <stdio.h>
#include <math.h>
#include "nrutil.h"
#define NE 3
#define M 41
#define NB 1
#define NSI NE
#define NYJ NE
#define NYK M
#define NCI NE
#define NCJ (NE-NB+1)
#define NCK (M+1)
#define NSJ (2*NE+1)

int mm,n,mpt=M;
float h,c2=0.0,anorm,x[M+1];
Global variables communicating with difeq.

int main(void) /* Program sfroid */
Sample program using solvde. Computes eigenvalues of spheroidal harmonics  $S_{mm}(x;c)$  for
 $m \geq 0$  and  $n \geq m$ . In the program,  $m$  is mm,  $c^2$  is c2, and  $\gamma$  of equation (17.4.20) is anorm.
{
    float plgndr(int l, int m, float x);
    void solvde(int itmax, float conv, float slowc, float scalv[],
               int indexv[], int ne, int nb, int m, float **y, float ***c, float **s);
    int i,itmax,k,indexv[NE+1];
    float conv,deriv,facl,fac2,q1,slowc,scalv[NE+1];
    float **y,**s,***c;

    y=matrix(1,NYJ,1,NYK);
    s=matrix(1,NSI,1,NSJ);
    c=f3tensor(1,NCI,1,NCJ,1,NCK);
    itmax=100;
    conv=5.0e-6;
    slowc=1.0;
    h=1.0/(M-1);
    printf("\nenter m n\n");
    scanf("%d %d",&mm,&n);
    if (n+mm & 1) {
        indexv[1]=1;
        indexv[2]=2;
        indexv[3]=3;
    } else {
        indexv[1]=2;
        indexv[2]=1;
        indexv[3]=3;
    }
    anorm=1.0;
    if (mm) {
        q1=n;
```

No interchanges necessary.

Interchange  $y_1$  and  $y_2$ .

Compute  $\gamma$ .

```

    for (i=1;i<=mm;i++) anorm = -0.5*anorm*(n+i)*(q1--/i);
}
for (k=1;k<=(M-1);k++) {
    x[k]=(k-1)*h;
    fac1=1.0-x[k]*x[k];
    fac2=exp((-mm/2.0)*log(fac1));
    y[1][k]=plgndr(n,mm,x[k])*fac2;
    deriv = -( (n-mm+1)*plgndr(n+1,mm,x[k]) -
    (n+1)*x[k]*plgndr(n,mm,x[k]) ) / fac1;
    y[2][k]=mm*x[k]*y[1][k]/fac1+deriv*fac2;
    y[3][k]=n*(n+1)-mm*(mm+1);
}
x[M]=1.0;
y[1][M]=anorm;
y[3][M]=n*(n+1)-mm*(mm+1);
y[2][M]=(y[3][M]-c2)*y[1][M]/(2.0*(mm+1.0));
scalv[1]=fabs(anorm);
scalv[2]=(y[2][M] > scalv[1] ? y[2][M] : scalv[1]);
scalv[3]=(y[3][M] > 1.0 ? y[3][M] : 1.0);
for (;;) {
    printf("\nEnter c**2 or 999 to end.\n");
    scanf("%f",&c2);
    if (c2 == 999) {
        free_f3tensor(c,1,NCI,1,NCJ,1,NCK);
        free_matrix(s,1,NSI,1,NSJ);
        free_matrix(y,1,NYJ,1,NYK);
        return 0;
    }
    solvde(itmax,conv,slowc,scalv,indexv,NE,NB,M,y,c,s);
    printf("\n %s %2d %s %2d %s %7.3f %s %10.6f\n",
        "m =",mm," n =",n," c**2 =",c2,
        " lamda =",y[3][1]+mm*(mm+1));
}
}
}

extern int mm,n,mpt;
extern float h,c2,anorm,x[];

void difeq(int k, int k1, int k2, int jsf, int is1, int isf, int indexv[],
    int ne, float **s, float **y)
Returns matrix s for solvde.
{
    float temp,temp1,temp2;

    if (k == k1) {
        if (n+mm & 1) {
            s[3][3+indexv[1]]=1.0;
            s[3][3+indexv[2]]=0.0;
            s[3][3+indexv[3]]=0.0;
            s[3][jsf]=y[1][1];
        } else {
            s[3][3+indexv[1]]=0.0;
            s[3][3+indexv[2]]=1.0;
            s[3][3+indexv[3]]=0.0;
            s[3][jsf]=y[2][1];
        }
    } else if (k > k2) {
        s[1][3+indexv[1]] = -(y[3][mpt]-c2)/(2.0*(mm+1.0));
        s[1][3+indexv[2]]=1.0;
        s[1][3+indexv[3]] = -y[1][mpt]/(2.0*(mm+1.0));
        s[1][jsf]=y[2][mpt]-(y[3][mpt]-c2)*y[1][mpt]/(2.0*(mm+1.0));
        s[2][3+indexv[1]]=1.0;
    }
}

```

Initial guess.

 $P_n^m$  from §6.8.Derivative of  $P_n^m$  from a recurrence relation.Initial guess at  $x = 1$  done separately.Return for another value of  $c^2$ .

Defined in sfroid.

Boundary condition at first point.

Equation (17.4.32).

Equation (17.4.31).

Equation (17.4.32).

Equation (17.4.31).

Boundary conditions at last point.

(17.4.35).

(17.4.33).

Equation (17.4.36).

```

s[2][3+indexv[2]]=0.0;
s[2][3+indexv[3]]=0.0;
s[2][jsf]=y[1][mpt]-anorm;
} else {
s[1][indexv[1]] = -1.0;
s[1][indexv[2]] = -0.5*h;
s[1][indexv[3]]=0.0;
s[1][3+indexv[1]]=1.0;
s[1][3+indexv[2]] = -0.5*h;
s[1][3+indexv[3]]=0.0;
temp1=x[k]+x[k-1];
temp=h/(1.0-temp1*temp1*0.25);
temp2=0.5*(y[3][k]+y[3][k-1])-c2*0.25*temp1*temp1;
s[2][indexv[1]]=temp*temp2*0.5;
s[2][indexv[2]] = -1.0-0.5*temp*(mm+1.0)*temp1;
s[2][indexv[3]]=0.25*temp*(y[1][k]+y[1][k-1]);
s[2][3+indexv[1]]=s[2][indexv[1]];
s[2][3+indexv[2]]=2.0+s[2][indexv[2]];
s[2][3+indexv[3]]=s[2][indexv[3]];
s[3][indexv[1]]=0.0;
s[3][indexv[2]]=0.0;
s[3][indexv[3]] = -1.0;
s[3][3+indexv[1]]=0.0;
s[3][3+indexv[2]]=0.0;
s[3][3+indexv[3]]=1.0;
s[1][jsf]=y[1][k]-y[1][k-1]-0.5*h*(y[2][k]+y[2][k-1]);
s[2][jsf]=y[2][k]-y[2][k-1]-temp*((x[k]+x[k-1])
*0.5*(mm+1.0)*(y[2][k]+y[2][k-1])-temp2
*0.5*(y[1][k]+y[1][k-1]));
s[3][jsf]=y[3][k]-y[3][k-1];
}
}

```

Equation (17.4.34).  
Interior point.  
Equation (17.4.28).

Equation (17.4.29).

Equation (17.4.30).

(17.4.23).

(17.4.24).

Equation (17.4.27).

You can run the program and check it against values of  $\lambda_{mn}(c)$  given in the tables at the back of Flammer's book [1] or in Table 21.1 of Abramowitz and Stegun [2]. Typically it converges in about 3 iterations. The table below gives a few comparisons.

Selected Output of sfroid				
<i>m</i>	<i>n</i>	<i>c</i> <sup>2</sup>	$\lambda_{exact}$	$\lambda_{sfroid}$
2	2	0.1	6.01427	6.01427
		1.0	6.14095	6.14095
		4.0	6.54250	6.54253
2	5	1.0	30.4361	30.4372
		16.0	36.9963	37.0135
4	11	-1.0	131.560	131.554

### Shooting

To solve the same problem via shooting (§17.1), we supply a function *derivs* that implements equations (17.4.15)–(17.4.17). We will integrate the equations over the range  $-1 \leq x \leq 0$ . We provide the function *load* which sets the eigenvalue  $y_3$  to its current best estimate,  $v[1]$ . It also sets the boundary values of  $y_1$  and  $y_2$  using equations (17.4.20) and (17.4.19) (with a minus sign corresponding to  $x = -1$ ). Note that the boundary condition is actually applied a distance  $dx$  from

Sample page from NUMERICAL RECIPES IN C: THE ART OF SCIENTIFIC COMPUTING (ISBN 0-521-43108-5)  
 Copyright (C) 1988-1992 by Cambridge University Press. Programs Copyright (C) 1988-1992 by Numerical Recipes Software.  
 Permission is granted for internet users to make one paper copy for their own personal use. Further reproduction, or any copying of machine-readable files (including this one), to any server computer, is strictly prohibited. To order Numerical Recipes books or CDROMs, visit website <http://www.nr.com> or call 1-800-872-7423 (North America only), or send email to [directcustserv@cambridge.org](mailto:directcustserv@cambridge.org) (outside North America).

the boundary to avoid having to evaluate  $y'_2$  right on the boundary. The function score follows from equation (17.4.18).

```

#include <stdio.h>
#include "nrutil.h"
#define N2 1

int m,n;                                Communicates with load, score, and derivs.
float c2,dx,gmma;

int nvar;                                Communicates with shoot.
float x1,x2;

int main(void) /* Program sphoot */
Sample program using shoot. Computes eigenvalues of spheroidal harmonics  $S_{mn}(x;c)$  for
 $m \geq 0$  and  $n \geq m$ . Note how the routine vecfunc for newt is provided by shoot (§17.1).
{
    void newt(float x[], int n, int *check,
              void (*vecfunc)(int, float [], float []));
    void shoot(int n, float v[], float f[]);
    int check,i;
    float q1,*v;

    v=vector(1,N2);
    dx=1.0e-4;                            Avoid evaluating derivatives exactly at  $x = -1$ .
    nvar=3;                                Number of equations.
    for (;;) {
        printf("input m,n,c-squared\n");
        if (scanf("%d %d %f",&m,&n,&c2) == EOF) break;
        if (n < m || m < 0) continue;
        gmma=1.0;                          Compute  $\gamma$  of equation (17.4.20).
        q1=n;
        for (i=1;i<=m;i++) gmma *= -0.5*(n+i)*(q1--/i);
        v[1]=n*(n+1)-m*(m+1)+c2/2.0;       Initial guess for eigenvalue.
        x1 = -1.0+dx;                       Set range of integration.
        x2=0.0;
        newt(v,N2,&check,shoot);           Find v that zeros function f in score.
        if (check) {
            printf("shoot failed; bad initial guess\n");
        } else {
            printf("\tmu(m,n)\n");
            printf("%12.6f\n",v[1]);
        }
    }
    free_vector(v,1,N2);
    return 0;
}

void load(float x1, float v[], float y[])
Supplies starting values for integration at  $x = -1 + dx$ .
{
    float y1 = (n-m & 1 ? -gmma : gmma);
    y[3]=v[1];
    y[2] = -(y[3]-c2)*y1/(2*(m+1));
    y[1]=y1+y[2]*dx;
}

void score(float xf, float y[], float f[])
Tests whether boundary condition at  $x = 0$  is satisfied.
{
    f[1]=(n-m & 1 ? y[1] : y[2]);
}

```

Sample page from NUMERICAL RECIPES IN C: THE ART OF SCIENTIFIC COMPUTING (ISBN 0-521-43108-5)  
 Copyright (C) 1988-1992 by Cambridge University Press. Programs Copyright (C) 1988-1992 by Numerical Recipes Software.  
 Permission is granted for internet users to make one paper copy for their own personal use. Further reproduction, or any copying of machine-readable files (including this one), to any server computer, is strictly prohibited. To order Numerical Recipes books or CDROMs, visit website <http://www.nr.com> or call 1-800-872-7423 (North America only), or send email to [directcustserv@cambridge.org](mailto:directcustserv@cambridge.org) (outside North America).

```

void derivs(float x, float y[], float dydx[])
Evaluates derivatives for odeint.
{
    dydx[1]=y[2];
    dydx[2]=(2.0*x*(m+1.0)*y[2]-(y[3]-c2*x*x)*y[1])/(1.0-x*x);
    dydx[3]=0.0;
}

```

## Shooting to a Fitting Point

For variety we illustrate `shootf` from §17.2 by integrating over the whole range  $-1 + dx \leq x \leq 1 - dx$ , with the fitting point chosen to be at  $x = 0$ . The routine `derivs` is identical to the one for `shoot`. Now, however, there are two load routines. The routine `load1` for  $x = -1$  is essentially identical to `load` above. At  $x = 1$ , `load2` sets the function value  $y_1$  and the eigenvalue  $y_3$  to their best current estimates, `v2[1]` and `v2[2]`, respectively. If you quite sensibly make your initial guess of the eigenvalue the same in the two intervals, then `v1[1]` will stay equal to `v2[2]` during the iteration. The function `score` simply checks whether all three function values match at the fitting point.

```

#include <stdio.h>
#include <math.h>
#include "nrutil.h"
#define N1 2
#define N2 1
#define NTOT (N1+N2)
#define DXX 1.0e-4

int m,n;                                Communicates with load1, load2, score,
float c2,dx,gmma;                        and derivs.

int nn2,nvar;                             Communicates with shootf.
float x1,x2,xf;

int main(void) /* Program sphfpt */
Sample program using shootf. Computes eigenvalues of spheroidal harmonics  $S_{mn}(x;c)$  for
 $m \geq 0$  and  $n \geq m$ . Note how the routine vecfunc for newt is provided by shootf (§17.2).
The routine derivs is the same as for sphoot.
{
    void newt(float x[], int n, int *check,
              void (*vecfunc)(int, float [], float []));
    void shootf(int n, float v[], float f[]);
    int check,i;
    float q1,*v1,*v2,*v;

    v=vector(1,NTOT);
    v1=v;
    v2 = &v[N2];
    nvar=NTOT;                             Number of equations.
    nn2=N2;
    dx=DXX;                                Avoid evaluating derivatives exactly at  $x =$ 
    for (;;) {                                $\pm 1$ .
        printf("input m,n,c-squared\n");
        if (scanf("%d %d %f",&m,&n,&c2) == EOF) break;
        if (n < m || m < 0) continue;
        gmma=1.0;                           Compute  $\gamma$  of equation (17.4.20).
        q1=n;
        for (i=1;i<=m;i++) gmma *= -0.5*(n+i)*(q1--/i);
    }
}

```

Sample page from NUMERICAL RECIPES IN C: THE ART OF SCIENTIFIC COMPUTING (ISBN 0-521-43108-5)  
 Copyright (C) 1988-1992 by Cambridge University Press. Programs Copyright (C) 1988-1992 by Numerical Recipes Software.  
 Permission is granted for internet users to make one paper copy for their own personal use. Further reproduction, or any copying of machine-readable files (including this one), to any server computer, is strictly prohibited. To order Numerical Recipes books or CDROMs, visit website <http://www.nr.com> or call 1-800-872-7423 (North America only), or send email to [directcustserv@cambridge.org](mailto:directcustserv@cambridge.org) (outside North America).



```

v1[1]=n*(n+1)-m*(m+1)+c2/2.0;      Initial guess for eigenvalue and function value.
v2[2]=v1[1];
v2[1]=gamma*(1.0-(v2[2]-c2)*dx/(2*(m+1)));
x1 = -1.0+dx;                       Set range of integration.
x2=1.0-dx;
xf=0.0;                               Fitting point.
newt(v,NTOT,&check,shootf);          Find v that zeros function f in score.
if (check) {
    printf("shootf failed; bad initial guess\n");
} else {
    printf("\tmu(m,n)\n");
    printf("%12.6f\n",v[1]);
}
}
free_vector(v,1,NTOT);
return 0;
}

void load1(float x1, float v1[], float y[])
Supplies starting values for integration at  $x = -1 + dx$ .
{
    float y1 = (n-m & 1 ? -gamma : gamma);
    y[3]=v1[1];
    y[2] = -(y[3]-c2)*y1/(2*(m+1));
    y[1]=y1+y[2]*dx;
}

void load2(float x2, float v2[], float y[])
Supplies starting values for integration at  $x = 1 - dx$ .
{
    y[3]=v2[2];
    y[1]=v2[1];
    y[2]=(y[3]-c2)*y[1]/(2*(m+1));
}

void score(float xf, float y[], float f[])
Tests whether solutions match at fitting point  $x = 0$ .
{
    int i;
    for (i=1;i<=3;i++) f[i]=y[i];
}

```

## CITED REFERENCES AND FURTHER READING:

- Flammer, C. 1957, *Spheroidal Wave Functions* (Stanford, CA: Stanford University Press). [1]  
Abramowitz, M., and Stegun, I.A. 1964, *Handbook of Mathematical Functions*, Applied Mathematics Series, Volume 55 (Washington: National Bureau of Standards; reprinted 1968 by Dover Publications, New York), §21. [2]  
Morse, P.M., and Feshbach, H. 1953, *Methods of Theoretical Physics*, Part II (New York: McGraw-Hill), pp. 1502ff. [3]

## 17.5 Automated Allocation of Mesh Points

In relaxation problems, you have to choose values for the independent variable at the mesh points. This is called *allocating* the grid or mesh. The usual procedure is to pick a plausible set of values and, if it works, to be content. If it doesn't work, increasing the number of points usually cures the problem.

If we know ahead of time where our solutions will be rapidly varying, we can put more grid points there and less elsewhere. Alternatively, we can solve the problem first on a uniform mesh and then examine the solution to see where we should add more points. We then repeat the solution with the improved grid. The object of the exercise is to allocate points in such a way as to represent the solution accurately.

It is also possible to automate the allocation of mesh points, so that it is done "dynamically" during the relaxation process. This powerful technique not only improves the accuracy of the relaxation method, but also (as we will see in the next section) allows internal singularities to be handled in quite a neat way. Here we learn how to accomplish the automatic allocation.

We want to focus attention on the independent variable  $x$ , and consider two alternative reparametrizations of it. The first, we term  $q$ ; this is just the coordinate corresponding to the mesh points themselves, so that  $q = 1$  at  $k = 1$ ,  $q = 2$  at  $k = 2$ , and so on. Between any two mesh points we have  $\Delta q = 1$ . In the change of independent variable in the ODEs from  $x$  to  $q$ ,

$$\frac{dy}{dx} = \mathbf{g} \quad (17.5.1)$$

becomes

$$\frac{dy}{dq} = \mathbf{g} \frac{dx}{dq} \quad (17.5.2)$$

In terms of  $q$ , equation (17.5.2) as an FDE might be written

$$\mathbf{y}_k - \mathbf{y}_{k-1} - \frac{1}{2} \left[ \left( \mathbf{g} \frac{dx}{dq} \right)_k + \left( \mathbf{g} \frac{dx}{dq} \right)_{k-1} \right] = 0 \quad (17.5.3)$$

or some related version. Note that  $dx/dq$  should accompany  $\mathbf{g}$ . The transformation between  $x$  and  $q$  depends only on the *Jacobian*  $dx/dq$ . Its reciprocal  $dq/dx$  is proportional to the density of mesh points.

Now, given the function  $\mathbf{y}(x)$ , or its approximation at the current stage of relaxation, we are supposed to have some idea of how we want to specify the density of mesh points. For example, we might want  $dq/dx$  to be larger where  $\mathbf{y}$  is changing rapidly, or near to the boundaries, or both. In fact, we can probably make up a formula for what we would like  $dq/dx$  to be proportional to. The problem is that we do not know the proportionality constant. That is, the formula that we might invent would not have the correct integral over the whole range of  $x$  so as to make  $q$  vary from 1 to  $M$ , according to its definition. To solve this problem we introduce a second reparametrization  $Q(q)$ , where  $Q$  is a new independent variable. The relation between  $Q$  and  $q$  is taken to be *linear*, so that a mesh spacing formula for  $dQ/dx$  differs only in its unknown proportionality constant. A linear relation implies

$$\frac{d^2 Q}{dq^2} = 0 \quad (17.5.4)$$

or, expressed in the usual manner as coupled first-order equations,

$$\frac{dQ(x)}{dq} = \psi \quad \frac{d\psi}{dq} = 0 \quad (17.5.5)$$

where  $\psi$  is a new intermediate variable. We add these two equations to the set of ODEs being solved.

Completing the prescription, we add a third ODE that is just our desired mesh-density function, namely

$$\phi(x) = \frac{dQ}{dx} = \frac{dQ}{dq} \frac{dq}{dx} \quad (17.5.6)$$

## 17.5 Automated Allocation of Mesh Points

In relaxation problems, you have to choose values for the independent variable at the mesh points. This is called *allocating* the grid or mesh. The usual procedure is to pick a plausible set of values and, if it works, to be content. If it doesn't work, increasing the number of points usually cures the problem.

If we know ahead of time where our solutions will be rapidly varying, we can put more grid points there and less elsewhere. Alternatively, we can solve the problem first on a uniform mesh and then examine the solution to see where we should add more points. We then repeat the solution with the improved grid. The object of the exercise is to allocate points in such a way as to represent the solution accurately.

It is also possible to automate the allocation of mesh points, so that it is done "dynamically" during the relaxation process. This powerful technique not only improves the accuracy of the relaxation method, but also (as we will see in the next section) allows internal singularities to be handled in quite a neat way. Here we learn how to accomplish the automatic allocation.

We want to focus attention on the independent variable  $x$ , and consider two alternative reparametrizations of it. The first, we term  $q$ ; this is just the coordinate corresponding to the mesh points themselves, so that  $q = 1$  at  $k = 1$ ,  $q = 2$  at  $k = 2$ , and so on. Between any two mesh points we have  $\Delta q = 1$ . In the change of independent variable in the ODEs from  $x$  to  $q$ ,

$$\frac{dy}{dx} = \mathbf{g} \quad (17.5.1)$$

becomes

$$\frac{dy}{dq} = \mathbf{g} \frac{dx}{dq} \quad (17.5.2)$$

In terms of  $q$ , equation (17.5.2) as an FDE might be written

$$\mathbf{y}_k - \mathbf{y}_{k-1} - \frac{1}{2} \left[ \left( \mathbf{g} \frac{dx}{dq} \right)_k + \left( \mathbf{g} \frac{dx}{dq} \right)_{k-1} \right] = 0 \quad (17.5.3)$$

or some related version. Note that  $dx/dq$  should accompany  $\mathbf{g}$ . The transformation between  $x$  and  $q$  depends only on the *Jacobian*  $dx/dq$ . Its reciprocal  $dq/dx$  is proportional to the density of mesh points.

Now, given the function  $\mathbf{y}(x)$ , or its approximation at the current stage of relaxation, we are supposed to have some idea of how we want to specify the density of mesh points. For example, we might want  $dq/dx$  to be larger where  $\mathbf{y}$  is changing rapidly, or near to the boundaries, or both. In fact, we can probably make up a formula for what we would like  $dq/dx$  to be proportional to. The problem is that we do not know the proportionality constant. That is, the formula that we might invent would not have the correct integral over the whole range of  $x$  so as to make  $q$  vary from 1 to  $M$ , according to its definition. To solve this problem we introduce a second reparametrization  $Q(q)$ , where  $Q$  is a new independent variable. The relation between  $Q$  and  $q$  is taken to be *linear*, so that a mesh spacing formula for  $dQ/dx$  differs only in its unknown proportionality constant. A linear relation implies

$$\frac{d^2 Q}{dq^2} = 0 \quad (17.5.4)$$

or, expressed in the usual manner as coupled first-order equations,

$$\frac{dQ(x)}{dq} = \psi \quad \frac{d\psi}{dq} = 0 \quad (17.5.5)$$

where  $\psi$  is a new intermediate variable. We add these two equations to the set of ODEs being solved.

Completing the prescription, we add a third ODE that is just our desired mesh-density function, namely

$$\phi(x) = \frac{dQ}{dx} = \frac{dQ}{dq} \frac{dq}{dx} \quad (17.5.6)$$

where  $\phi(x)$  is chosen by us. Written in terms of the mesh variable  $q$ , this equation is

$$\frac{dx}{dq} = \frac{\psi}{\phi(x)} \quad (17.5.7)$$

Notice that  $\phi(x)$  should be chosen to be positive definite, so that the density of mesh points is everywhere positive. Otherwise (17.5.7) can have a zero in its denominator.

To use automated mesh spacing, you add the three ODEs (17.5.5) and (17.5.7) to your set of equations, i.e., to the array  $y[j][k]$ . Now  $x$  becomes a dependent variable!  $Q$  and  $\psi$  also become new dependent variables. Normally, evaluating  $\phi$  requires little extra work since it will be composed from pieces of the  $g$ 's that exist anyway. The automated procedure allows one to investigate quickly how the numerical results might be affected by various strategies for mesh spacing. (A special case occurs if the desired mesh spacing function  $Q$  can be found analytically, i.e.,  $dQ/dx$  is directly integrable. Then, you need to add only two equations, those in 17.5.5, and two new variables  $x, \psi$ .)

As an example of a typical strategy for implementing this scheme, consider a system with one dependent variable  $y(x)$ . We could set

$$dQ = \frac{dx}{\Delta} + \frac{|d \ln y|}{\delta} \quad (17.5.8)$$

or

$$\phi(x) = \frac{dQ}{dx} = \frac{1}{\Delta} + \left| \frac{dy/dx}{y\delta} \right| \quad (17.5.9)$$

where  $\Delta$  and  $\delta$  are constants that we choose. The first term would give a uniform spacing in  $x$  if it alone were present. The second term forces more grid points to be used where  $y$  is changing rapidly. The constants act to make every logarithmic change in  $y$  of an amount  $\delta$  about as “attractive” to a grid point as a change in  $x$  of amount  $\Delta$ . You adjust the constants according to taste. Other strategies are possible, such as a logarithmic spacing in  $x$ , replacing  $dx$  in the first term with  $d \ln x$ .

#### CITED REFERENCES AND FURTHER READING:

Eggleton, P. P. 1971, *Monthly Notices of the Royal Astronomical Society*, vol. 151, pp. 351–364.  
 Kippenhan, R., Weigert, A., and Hofmeister, E. 1968, in *Methods in Computational Physics*, vol. 7 (New York: Academic Press), pp. 129ff.

## 17.6 Handling Internal Boundary Conditions or Singular Points

Singularities can occur in the interiors of two point boundary value problems. Typically, there is a point  $x_s$  at which a derivative must be evaluated by an expression of the form

$$S(x_s) = \frac{N(x_s, \mathbf{y})}{D(x_s, \mathbf{y})} \quad (17.6.1)$$

where the denominator  $D(x_s, \mathbf{y}) = 0$ . In physical problems with finite answers, singular points usually come with their own cure: Where  $D \rightarrow 0$ , there the physical solution  $\mathbf{y}$  must be such as to make  $N \rightarrow 0$  simultaneously, in such a way that the ratio takes on a meaningful value. This constraint on the solution  $\mathbf{y}$  is often called a *regularity condition*. The condition that  $D(x_s, \mathbf{y})$  satisfy some special constraint at  $x_s$  is entirely analogous to an extra boundary condition, an algebraic relation among the dependent variables that must hold at a point.

We discussed a related situation earlier, in §17.2, when we described the “fitting point method” to handle the task of integrating equations with singular behavior at the boundaries. In those problems you are unable to integrate from one side of the domain to the other.

where  $\phi(x)$  is chosen by us. Written in terms of the mesh variable  $q$ , this equation is

$$\frac{dx}{dq} = \frac{\psi}{\phi(x)} \quad (17.5.7)$$

Notice that  $\phi(x)$  should be chosen to be positive definite, so that the density of mesh points is everywhere positive. Otherwise (17.5.7) can have a zero in its denominator.

To use automated mesh spacing, you add the three ODEs (17.5.5) and (17.5.7) to your set of equations, i.e., to the array  $y[j][k]$ . Now  $x$  becomes a dependent variable!  $Q$  and  $\psi$  also become new dependent variables. Normally, evaluating  $\phi$  requires little extra work since it will be composed from pieces of the  $g$ 's that exist anyway. The automated procedure allows one to investigate quickly how the numerical results might be affected by various strategies for mesh spacing. (A special case occurs if the desired mesh spacing function  $Q$  can be found analytically, i.e.,  $dQ/dx$  is directly integrable. Then, you need to add only two equations, those in 17.5.5, and two new variables  $x, \psi$ .)

As an example of a typical strategy for implementing this scheme, consider a system with one dependent variable  $y(x)$ . We could set

$$dQ = \frac{dx}{\Delta} + \frac{|d \ln y|}{\delta} \quad (17.5.8)$$

or

$$\phi(x) = \frac{dQ}{dx} = \frac{1}{\Delta} + \left| \frac{dy/dx}{y\delta} \right| \quad (17.5.9)$$

where  $\Delta$  and  $\delta$  are constants that we choose. The first term would give a uniform spacing in  $x$  if it alone were present. The second term forces more grid points to be used where  $y$  is changing rapidly. The constants act to make every logarithmic change in  $y$  of an amount  $\delta$  about as “attractive” to a grid point as a change in  $x$  of amount  $\Delta$ . You adjust the constants according to taste. Other strategies are possible, such as a logarithmic spacing in  $x$ , replacing  $dx$  in the first term with  $d \ln x$ .

#### CITED REFERENCES AND FURTHER READING:

Eggleton, P. P. 1971, *Monthly Notices of the Royal Astronomical Society*, vol. 151, pp. 351–364.  
 Kippenhan, R., Weigert, A., and Hofmeister, E. 1968, in *Methods in Computational Physics*, vol. 7 (New York: Academic Press), pp. 129ff.

## 17.6 Handling Internal Boundary Conditions or Singular Points

Singularities can occur in the interiors of two point boundary value problems. Typically, there is a point  $x_s$  at which a derivative must be evaluated by an expression of the form

$$S(x_s) = \frac{N(x_s, \mathbf{y})}{D(x_s, \mathbf{y})} \quad (17.6.1)$$

where the denominator  $D(x_s, \mathbf{y}) = 0$ . In physical problems with finite answers, singular points usually come with their own cure: Where  $D \rightarrow 0$ , there the physical solution  $\mathbf{y}$  must be such as to make  $N \rightarrow 0$  simultaneously, in such a way that the ratio takes on a meaningful value. This constraint on the solution  $\mathbf{y}$  is often called a *regularity condition*. The condition that  $D(x_s, \mathbf{y})$  satisfy some special constraint at  $x_s$  is entirely analogous to an extra boundary condition, an algebraic relation among the dependent variables that must hold at a point.

We discussed a related situation earlier, in §17.2, when we described the “fitting point method” to handle the task of integrating equations with singular behavior at the boundaries. In those problems you are unable to integrate from one side of the domain to the other.




Figure 17.6.1. FDE matrix structure with an internal boundary condition. The internal condition introduces a special block. (a) Original form, compare with Figure 17.3.1; (b) final form, compare with Figure 17.3.2.

However, the ODEs do have well-behaved derivatives and solutions in the neighborhood of the singularity, so it is readily possible to integrate away from the point. Both the relaxation method and the method of “shooting” to a fitting point handle such problems easily. Also, in those problems the presence of singular behavior served to isolate some special boundary values that had to be satisfied to solve the equations.

The difference here is that we are concerned with singularities arising at intermediate points, where the location of the singular point depends on the solution, so is not known *a priori*. Consequently, we face a circular task: The singularity prevents us from finding a numerical solution, but we need a numerical solution to find its location. Such singularities are also associated with selecting a special value for some variable which allows the solution to satisfy the regularity condition at the singular point. Thus, internal singularities take on aspects of being internal boundary conditions.

One way of handling internal singularities is to treat the problem as a free boundary problem, as discussed at the end of §17.0. Suppose, as a simple example, we consider the equation

$$\frac{dy}{dx} = \frac{N(x, y)}{D(x, y)} \tag{17.6.2}$$

where  $N$  and  $D$  are required to pass through zero at some unknown point  $x_s$ . We add the equation

$$z \equiv x_s - x_1 \quad \frac{dz}{dx} = 0 \tag{17.6.3}$$

Sample page from NUMERICAL RECIPES IN C: THE ART OF SCIENTIFIC COMPUTING (ISBN 0-521-43108-5)  
 Copyright (C) 1988-1992 by Cambridge University Press. Programs Copyright (C) 1988-1992 by Numerical Recipes Software.  
 Permission is granted for internet users to make one paper copy for their own personal use. Further reproduction, or any copying of machine-readable files (including this one), to any server computer, is strictly prohibited. To order Numerical Recipes books or CDROMs, visit website <http://www.nr.com> or call 1-800-872-7423 (North America only), or send email to [directcustserv@cambridge.org](mailto:directcustserv@cambridge.org) (outside North America).

where  $x_s$  is the unknown location of the singularity, and change the independent variable to  $t$  by setting

$$x - x_1 = tz, \quad 0 \leq t \leq 1 \quad (17.6.4)$$

The boundary conditions at  $t = 1$  become

$$N(x, y) = 0, \quad D(x, y) = 0 \quad (17.6.5)$$

Use of an adaptive mesh as discussed in the previous section is another way to overcome the difficulties of an internal singularity. For the problem (17.6.2), we add the mesh spacing equations

$$\frac{dQ}{dq} = \psi \quad (17.6.6)$$

$$\frac{d\psi}{dq} = 0 \quad (17.6.7)$$

with a simple mesh spacing function that maps  $x$  uniformly into  $q$ , where  $q$  runs from 1 to  $M$ , the number of mesh points:

$$Q(x) = x - x_1, \quad \frac{dQ}{dx} = 1 \quad (17.6.8)$$

Having added three first-order differential equations, we must also add their corresponding boundary conditions. If there were no singularity, these could simply be

$$\text{at } q = 1 : \quad x = x_1, \quad Q = 0 \quad (17.6.9)$$

$$\text{at } q = M : \quad x = x_2 \quad (17.6.10)$$

and a total of  $N$  values  $y_i$  specified at  $q = 1$ . In this case the problem is essentially an initial value problem with all boundary conditions specified at  $x_1$  and the mesh spacing function is superfluous.

However, in the actual case at hand we impose the conditions

$$\text{at } q = 1 : \quad x = x_1, \quad Q = 0 \quad (17.6.11)$$

$$\text{at } q = M : \quad N(x, y) = 0, \quad D(x, y) = 0 \quad (17.6.12)$$

and  $N - 1$  values  $y_i$  at  $q = 1$ . The “missing”  $y_i$  is to be adjusted, in other words, so as to make the solution go through the singular point in a regular (zero-over-zero) rather than irregular (finite-over-zero) manner. Notice also that these boundary conditions do not directly impose a value for  $x_2$ , which becomes an adjustable parameter that the code varies in an attempt to match the regularity condition.

In this example the singularity occurred at a boundary, and the complication arose because the location of the boundary was unknown. In other problems we might wish to continue the integration beyond the internal singularity. For the example given above, we could simply integrate the ODEs to the singular point, then as a separate problem recommence the integration from the singular point on as far we care to go. However, in other cases the singularity occurs internally, but does not completely determine the problem: There are still some more boundary conditions to be satisfied further along in the mesh. Such cases present no difficulty in principle, but do require some adaptation of the relaxation code given in §17.3. In effect all you need to do is to add a “special” block of equations at the mesh point where the internal boundary conditions occur, and do the proper bookkeeping.

Figure 17.6.1 illustrates a concrete example where the overall problem contains 5 equations with 2 boundary conditions at the first point, one “internal” boundary condition, and two final boundary conditions. The figure shows the structure of the overall matrix equations along the diagonal in the vicinity of the special block. In the middle of the domain, blocks typically involve 5 equations (rows) in 10 unknowns (columns). For each block prior to the special block, the initial boundary conditions provided enough information to zero the first two columns of the blocks. The five FDEs eliminate five more columns, and the final three columns need to be stored for the backsubstitution step (as described in §17.3). To handle the extra condition we break the normal cycle and add a special block with only one equation:

the internal boundary condition. This effectively reduces the required storage of unreduced coefficients by one column for the rest of the grid, and allows us to reduce to zero the first three columns of subsequent blocks. The functions `red`, `pinvs`, `bksub` can readily handle these cases with minor recoding, but each problem makes for a special case, and you will have to make the modifications as required.

#### CITED REFERENCES AND FURTHER READING:

London, R.A., and Flannery, B.P. 1982, *Astrophysical Journal*, vol. 258, pp. 260–269.

Sample page from NUMERICAL RECIPES IN C: THE ART OF SCIENTIFIC COMPUTING (ISBN 0-521-43108-5)  
Copyright (C) 1988-1992 by Cambridge University Press. Programs Copyright (C) 1988-1992 by Numerical Recipes Software.  
Permission is granted for internet users to make one paper copy for their own personal use. Further reproduction, or any copying of machine-readable files (including this one), to any server computer, is strictly prohibited. To order Numerical Recipes books or CDROMs, visit website <http://www.nr.com> or call 1-800-872-7423 (North America only), or send email to [directcustserv@cambridge.org](mailto:directcustserv@cambridge.org) (outside North America).



# Chapter 18. Integral Equations and Inverse Theory

## 18.0 Introduction

Many people, otherwise numerically knowledgeable, imagine that the numerical solution of integral equations must be an extremely arcane topic, since, until recently, it was almost never treated in numerical analysis textbooks. Actually there is a large and growing literature on the numerical solution of integral equations; several monographs have by now appeared [1-3]. One reason for the sheer volume of this activity is that there are many different kinds of equations, each with many different possible pitfalls; often many different algorithms have been proposed to deal with a single case.

There is a close correspondence between linear integral equations, which specify linear, integral relations among functions in an infinite-dimensional function space, and plain old linear equations, which specify analogous relations among vectors in a finite-dimensional vector space. Because this correspondence lies at the heart of most computational algorithms, it is worth making it explicit as we recall how integral equations are classified.

*Fredholm equations* involve definite integrals with fixed upper and lower limits. An *inhomogeneous Fredholm equation of the first kind* has the form

$$g(t) = \int_a^b K(t, s)f(s) ds \quad (18.0.1)$$

Here  $f(t)$  is the unknown function to be solved for, while  $g(t)$  is a known “right-hand side.” (In integral equations, for some odd reason, the familiar “right-hand side” is conventionally written on the left!) The function of two variables,  $K(t, s)$  is called the *kernel*. Equation (18.0.1) is analogous to the matrix equation

$$\mathbf{K} \cdot \mathbf{f} = \mathbf{g} \quad (18.0.2)$$

whose solution is  $\mathbf{f} = \mathbf{K}^{-1} \cdot \mathbf{g}$ , where  $\mathbf{K}^{-1}$  is the matrix inverse. Like equation (18.0.2), equation (18.0.1) has a unique solution whenever  $g$  is nonzero (the homogeneous case with  $g = 0$  is almost never useful) and  $K$  is invertible. However, as we shall see, this latter condition is as often the exception as the rule.

The analog of the finite-dimensional eigenvalue problem

$$(\mathbf{K} - \sigma \mathbf{1}) \cdot \mathbf{f} = \mathbf{g} \quad (18.0.3)$$

is called a *Fredholm equation of the second kind*, usually written

$$f(t) = \lambda \int_a^b K(t, s)f(s) ds + g(t) \quad (18.0.4)$$

Again, the notational conventions do not exactly correspond:  $\lambda$  in equation (18.0.4) is  $1/\sigma$  in (18.0.3), while  $\mathbf{g}$  is  $-g/\lambda$ . If  $g$  (or  $\mathbf{g}$ ) is zero, then the equation is said to be *homogeneous*. If the kernel  $K(t, s)$  is bounded, then, like equation (18.0.3), equation (18.0.4) has the property that its homogeneous form has solutions for at most a denumerably infinite set  $\lambda = \lambda_n$ ,  $n = 1, 2, \dots$ , the *eigenvalues*. The corresponding solutions  $f_n(t)$  are the *eigenfunctions*. The eigenvalues are real if the kernel is symmetric.

In the *inhomogeneous* case of nonzero  $g$  (or  $\mathbf{g}$ ), equations (18.0.3) and (18.0.4) are soluble *except* when  $\lambda$  (or  $\sigma$ ) is an eigenvalue — because the integral operator (or matrix) is singular then. In integral equations this dichotomy is called *the Fredholm alternative*.

Fredholm equations of the first kind are often extremely ill-conditioned. Applying the kernel to a function is generally a smoothing operation, so the solution, which requires inverting the operator, will be extremely sensitive to small changes or errors in the input. Smoothing often actually loses information, and there is no way to get it back in an inverse operation. Specialized methods have been developed for such equations, which are often called *inverse problems*. In general, a method must augment the information given with some prior knowledge of the nature of the solution. This prior knowledge is then used, in one way or another, to restore lost information. We will introduce such techniques in §18.4.

Inhomogeneous Fredholm equations of the second kind are much less often ill-conditioned. Equation (18.0.4) can be rewritten as

$$\int_a^b [K(t, s) - \sigma\delta(t - s)]f(s) ds = -\sigma g(t) \quad (18.0.5)$$

where  $\delta(t - s)$  is a Dirac delta function (and where we have changed from  $\lambda$  to its reciprocal  $\sigma$  for clarity). If  $\sigma$  is large enough in magnitude, then equation (18.0.5) is, in effect, diagonally dominant and thus well-conditioned. Only if  $\sigma$  is small do we go back to the ill-conditioned case.

Homogeneous Fredholm equations of the second kind are likewise not particularly ill-posed. If  $K$  is a smoothing operator, then it will map many  $f$ 's to zero, or near-zero; there will thus be a large number of degenerate or nearly degenerate eigenvalues around  $\sigma = 0$  ( $\lambda \rightarrow \infty$ ), but this will cause no particular computational difficulties. In fact, we can now see that the magnitude of  $\sigma$  needed to rescue the inhomogeneous equation (18.0.5) from an ill-conditioned fate is generally much *less* than that required for diagonal dominance. Since the  $\sigma$  term shifts all eigenvalues, it is enough that it be large enough to shift a smoothing operator's forest of near-zero eigenvalues away from zero, so that the resulting operator becomes invertible (except, of course, at the discrete eigenvalues).

*Volterra equations* are a special case of Fredholm equations with  $K(t, s) = 0$  for  $s > t$ . Chopping off the unnecessary part of the integration, Volterra equations are written in a form where the upper limit of integration is the independent variable  $t$ .

The Volterra equation of the first kind

$$g(t) = \int_a^t K(t, s)f(s) ds \quad (18.0.6)$$

has as its analog the matrix equation (now written out in components)

$$\sum_{j=1}^k K_{kj} f_j = g_k \quad (18.0.7)$$

Comparing with equation (18.0.2), we see that the Volterra equation corresponds to a matrix  $\mathbf{K}$  that is lower (i.e., left) triangular, with zero entries above the diagonal. As we know from Chapter 2, such matrix equations are trivially soluble by forward substitution. Techniques for solving Volterra equations are similarly straightforward. When experimental measurement noise does not dominate, Volterra equations of the first kind tend *not* to be ill-conditioned; the upper limit to the integral introduces a sharp step that conveniently spoils any smoothing properties of the kernel.

The Volterra equation of the second kind is written

$$f(t) = \int_a^t K(t, s)f(s) ds + g(t) \quad (18.0.8)$$

whose matrix analog is the equation

$$(\mathbf{K} - \mathbf{1}) \cdot \mathbf{f} = \mathbf{g} \quad (18.0.9)$$

with  $\mathbf{K}$  lower triangular. The reason there is no  $\lambda$  in these equations is that (i) in the inhomogeneous case (nonzero  $g$ ) it can be absorbed into  $K$ , while (ii) in the homogeneous case ( $g = 0$ ), it is a theorem that Volterra equations of the second kind with bounded kernels have no eigenvalues with square-integrable eigenfunctions.

We have specialized our definitions to the case of linear integral equations. The integrand in a nonlinear version of equation (18.0.1) or (18.0.6) would be  $K(t, s, f(s))$  instead of  $K(t, s)f(s)$ ; a nonlinear version of equation (18.0.4) or (18.0.8) would have an integrand  $K(t, s, f(t), f(s))$ . Nonlinear Fredholm equations are considerably more complicated than their linear counterparts. Fortunately, they do not occur as frequently in practice and we shall by and large ignore them in this chapter. By contrast, solving nonlinear Volterra equations usually involves only a slight modification of the algorithm for linear equations, as we shall see.

Almost all methods for solving integral equations numerically make use of *quadrature rules*, frequently Gaussian quadratures. This would be a good time for you to go back and review §4.5, especially the advanced material towards the end of that section.

In the sections that follow, we first discuss Fredholm equations of the second kind with smooth kernels (§18.1). Nontrivial quadrature rules come into the discussion, but we will be dealing with well-conditioned systems of equations. We then return to Volterra equations (§18.2), and find that simple and straightforward methods are generally satisfactory for these equations.

In §18.3 we discuss how to proceed in the case of singular kernels, focusing largely on Fredholm equations (both first and second kinds). Singularities require

special quadrature rules, but they are also sometimes blessings in disguise, since they can spoil a kernel's smoothing and make problems well-conditioned.

In §§18.4–18.7 we face up to the issues of inverse problems. §18.4 is an introduction to this large subject.

We should note here that wavelet transforms, already discussed in §13.10, are applicable not only to data compression and signal processing, but can also be used to transform some classes of integral equations into sparse linear problems that allow fast solution. You may wish to review §13.10 as part of reading this chapter.

Some subjects, such as *integro-differential equations*, we must simply declare to be beyond our scope. For a review of methods for integro-differential equations, see Brunner [4].

It should go without saying that this one short chapter can only barely touch on a few of the most basic methods involved in this complicated subject.

#### CITED REFERENCES AND FURTHER READING:

- Delves, L.M., and Mohamed, J.L. 1985, *Computational Methods for Integral Equations* (Cambridge, U.K.: Cambridge University Press). [1]  
 Linz, P. 1985, *Analytical and Numerical Methods for Volterra Equations* (Philadelphia: S.I.A.M.). [2]  
 Atkinson, K.E. 1976, *A Survey of Numerical Methods for the Solution of Fredholm Integral Equations of the Second Kind* (Philadelphia: S.I.A.M.). [3]  
 Brunner, H. 1988, in *Numerical Analysis 1987*, Pitman Research Notes in Mathematics vol. 170, D.F. Griffiths and G.A. Watson, eds. (Harlow, Essex, U.K.: Longman Scientific and Technical), pp. 18–38. [4]  
 Smithies, F. 1958, *Integral Equations* (Cambridge, U.K.: Cambridge University Press).  
 Kanwal, R.P. 1971, *Linear Integral Equations* (New York: Academic Press).  
 Green, C.D. 1969, *Integral Equation Methods* (New York: Barnes & Noble).

## 18.1 Fredholm Equations of the Second Kind

We desire a numerical solution for  $f(t)$  in the equation

$$f(t) = \lambda \int_a^b K(t, s)f(s) ds + g(t) \quad (18.1.1)$$

The method we describe, a very basic one, is called the *Nystrom method*. It requires the choice of some approximate *quadrature rule*:

$$\int_a^b y(s) ds = \sum_{j=1}^N w_j y(s_j) \quad (18.1.2)$$

Here the set  $\{w_j\}$  are the weights of the quadrature rule, while the  $N$  points  $\{s_j\}$  are the abscissas.

What quadrature rule should we use? It is certainly possible to solve integral equations with low-order quadrature rules like the repeated trapezoidal or Simpson's

special quadrature rules, but they are also sometimes blessings in disguise, since they can spoil a kernel's smoothing and make problems well-conditioned.

In §§18.4–18.7 we face up to the issues of inverse problems. §18.4 is an introduction to this large subject.

We should note here that wavelet transforms, already discussed in §13.10, are applicable not only to data compression and signal processing, but can also be used to transform some classes of integral equations into sparse linear problems that allow fast solution. You may wish to review §13.10 as part of reading this chapter.

Some subjects, such as *integro-differential equations*, we must simply declare to be beyond our scope. For a review of methods for integro-differential equations, see Brunner [4].

It should go without saying that this one short chapter can only barely touch on a few of the most basic methods involved in this complicated subject.

#### CITED REFERENCES AND FURTHER READING:

- Delves, L.M., and Mohamed, J.L. 1985, *Computational Methods for Integral Equations* (Cambridge, U.K.: Cambridge University Press). [1]  
 Linz, P. 1985, *Analytical and Numerical Methods for Volterra Equations* (Philadelphia: S.I.A.M.). [2]  
 Atkinson, K.E. 1976, *A Survey of Numerical Methods for the Solution of Fredholm Integral Equations of the Second Kind* (Philadelphia: S.I.A.M.). [3]  
 Brunner, H. 1988, in *Numerical Analysis 1987*, Pitman Research Notes in Mathematics vol. 170, D.F. Griffiths and G.A. Watson, eds. (Harlow, Essex, U.K.: Longman Scientific and Technical), pp. 18–38. [4]  
 Smithies, F. 1958, *Integral Equations* (Cambridge, U.K.: Cambridge University Press).  
 Kanwal, R.P. 1971, *Linear Integral Equations* (New York: Academic Press).  
 Green, C.D. 1969, *Integral Equation Methods* (New York: Barnes & Noble).

## 18.1 Fredholm Equations of the Second Kind

We desire a numerical solution for  $f(t)$  in the equation

$$f(t) = \lambda \int_a^b K(t, s)f(s) ds + g(t) \quad (18.1.1)$$

The method we describe, a very basic one, is called the *Nystrom method*. It requires the choice of some approximate *quadrature rule*:

$$\int_a^b y(s) ds = \sum_{j=1}^N w_j y(s_j) \quad (18.1.2)$$

Here the set  $\{w_j\}$  are the weights of the quadrature rule, while the  $N$  points  $\{s_j\}$  are the abscissas.

What quadrature rule should we use? It is certainly possible to solve integral equations with low-order quadrature rules like the repeated trapezoidal or Simpson's

rules. We will see, however, that the solution method involves  $O(N^3)$  operations, and so the most efficient methods tend to use high-order quadrature rules to keep  $N$  as small as possible. For smooth, nonsingular problems, nothing beats Gaussian quadrature (e.g., Gauss-Legendre quadrature, §4.5). (For non-smooth or singular kernels, see §18.3.)

Delves and Mohamed [1] investigated methods more complicated than the Nystrom method. For straightforward Fredholm equations of the second kind, they concluded “. . . the clear winner of this contest has been the Nystrom routine . . . with the  $N$ -point Gauss-Legendre rule. This routine is extremely simple. . . . Such results are enough to make a numerical analyst weep.”

If we apply the quadrature rule (18.1.2) to equation (18.1.1), we get

$$f(t) = \lambda \sum_{j=1}^N w_j K(t, s_j) f(s_j) + g(t) \quad (18.1.3)$$

Evaluate equation (18.1.3) at the quadrature points:

$$f(t_i) = \lambda \sum_{j=1}^N w_j K(t_i, s_j) f(s_j) + g(t_i) \quad (18.1.4)$$

Let  $f_i$  be the vector  $f(t_i)$ ,  $g_i$  the vector  $g(t_i)$ ,  $K_{ij}$  the matrix  $K(t_i, s_j)$ , and define

$$\tilde{K}_{ij} = K_{ij} w_j \quad (18.1.5)$$

Then in matrix notation equation (18.1.4) becomes

$$(\mathbf{1} - \lambda \tilde{\mathbf{K}}) \cdot \mathbf{f} = \mathbf{g} \quad (18.1.6)$$

This is a set of  $N$  linear algebraic equations in  $N$  unknowns that can be solved by standard triangular decomposition techniques (§2.3) — that is where the  $O(N^3)$  operations count comes in. The solution is usually well-conditioned, unless  $\lambda$  is very close to an eigenvalue.

Having obtained the solution at the quadrature points  $\{t_i\}$ , how do you get the solution at some other point  $t$ ? You do *not* simply use polynomial interpolation. This destroys all the accuracy you have worked so hard to achieve. Nystrom’s key observation was that you should use equation (18.1.3) as an interpolatory formula, maintaining the accuracy of the solution.

We here give two routines for use with linear Fredholm equations of the second kind. The routine `fred2` sets up equation (18.1.6) and then solves it by  $LU$  decomposition with calls to the routines `ludcmp` and `lubksb`. The Gauss-Legendre quadrature is implemented by first getting the weights and abscissas with a call to `gauleg`. Routine `fred2` requires that you provide an external function that returns  $g(t)$  and another that returns  $\lambda K_{ij}$ . It then returns the solution  $f$  at the quadrature points. It also returns the quadrature points and weights. These are used by the second routine `fredin` to carry out the Nystrom interpolation of equation (18.1.3) and return the value of  $f$  at any point in the interval  $[a, b]$ .

```
#include "nrutil.h"

void fred2(int n, float a, float b, float t[], float f[], float w[],
          float (*g)(float), float (*ak)(float, float))
Solves a linear Fredholm equation of the second kind. On input, a and b are the limits of
integration, and n is the number of points to use in the Gaussian quadrature. g and ak are
user-supplied external functions that respectively return  $g(t)$  and  $\lambda K(t, s)$ . The routine returns
arrays t[1..n] and f[1..n] containing the abscissas  $t_i$  of the Gaussian quadrature and the
solution  $f$  at these abscissas. Also returned is the array w[1..n] of Gaussian weights for use
with the Nystrom interpolation routine fredin.
{
  void gauleg(float x1, float x2, float x[], float w[], int n);
  void lubksb(float **a, int n, int *indx, float b[]);
  void ludcmp(float **a, int n, int *indx, float *d);
  int i,j,*indx;
  float d,**omk;

  indx=ivector(1,n);
  omk=matrix(1,n,1,n);
  gauleg(a,b,t,w,n);
  for (i=1;i<=n;i++) {
    for (j=1;j<=n;j++)
      omk[i][j]=(float)(i == j)-(*ak)(t[i],t[j])*w[j];
    f[i]=(*g)(t[i]);
  }
  ludcmp(omk,n,indx,&d);
  lubksb(omk,n,indx,f);
  free_matrix(omk,1,n,1,n);
  free_ivector(indx,1,n);
}

float fredin(float x, int n, float a, float b, float t[], float f[],
            float w[], float (*g)(float), float (*ak)(float, float))
Given arrays t[1..n] and w[1..n] containing the abscissas and weights of the Gaussian
quadrature, and given the solution array f[1..n] from fred2, this function returns the value of
 $f$  at  $x$  using the Nystrom interpolation formula. On input, a and b are the limits of integration,
and n is the number of points used in the Gaussian quadrature. g and ak are user-supplied
external functions that respectively return  $g(t)$  and  $\lambda K(t, s)$ .
{
  int i;
  float sum=0.0;

  for (i=1;i<=n;i++) sum += (*ak)(x,t[i])*w[i]*f[i];
  return (*g)(x)+sum;
}
```

One disadvantage of a method based on Gaussian quadrature is that there is no simple way to obtain an estimate of the error in the result. The best practical method is to increase  $N$  by 50%, say, and treat the difference between the two estimates as a conservative estimate of the error in the result obtained with the larger value of  $N$ .

Turn now to solutions of the homogeneous equation. If we set  $\lambda = 1/\sigma$  and  $\mathbf{g} = 0$ , then equation (18.1.6) becomes a standard eigenvalue equation

$$\tilde{\mathbf{K}} \cdot \mathbf{f} = \sigma \mathbf{f} \quad (18.1.7)$$

which we can solve with any convenient matrix eigenvalue routine (see Chapter 11). Note that if our original problem had a symmetric kernel, then the matrix  $\mathbf{K}$

Sample page from NUMERICAL RECIPES IN C: THE ART OF SCIENTIFIC COMPUTING (ISBN 0-521-43108-5)  
Copyright (C) 1988-1992 by Cambridge University Press. Programs Copyright (C) 1988-1992 by Numerical Recipes Software.  
Permission is granted for internet users to make one paper copy for their own personal use. Further reproduction, or any copying of machine-readable files (including this one), to any server computer, is strictly prohibited. To order Numerical Recipes books or CDROMs, visit website <http://www.nr.com> or call 1-800-872-7423 (North America only), or send email to [directcustserv@cambridge.org](mailto:directcustserv@cambridge.org) (outside North America).

is symmetric. However, since the weights  $w_j$  are not equal for most quadrature rules, the matrix  $\tilde{\mathbf{K}}$  (equation 18.1.5) is not symmetric. The matrix eigenvalue problem is much easier for symmetric matrices, and so we should restore the symmetry if possible. Provided the weights are positive (which they are for Gaussian quadrature), we can define the diagonal matrix  $\mathbf{D} = \text{diag}(w_j)$  and its square root,  $\mathbf{D}^{1/2} = \text{diag}(\sqrt{w_j})$ . Then equation (18.1.7) becomes

$$\mathbf{K} \cdot \mathbf{D} \cdot \mathbf{f} = \sigma \mathbf{f}$$

Multiplying by  $\mathbf{D}^{1/2}$ , we get

$$\left( \mathbf{D}^{1/2} \cdot \mathbf{K} \cdot \mathbf{D}^{1/2} \right) \cdot \mathbf{h} = \sigma \mathbf{h} \quad (18.1.8)$$

where  $\mathbf{h} = \mathbf{D}^{1/2} \cdot \mathbf{f}$ . Equation (18.1.8) is now in the form of a symmetric eigenvalue problem.

Solution of equations (18.1.7) or (18.1.8) will in general give  $N$  eigenvalues, where  $N$  is the number of quadrature points used. For square-integrable kernels, these will provide good approximations to the lowest  $N$  eigenvalues of the integral equation. Kernels of *finite rank* (also called *degenerate* or *separable* kernels) have only a finite number of nonzero eigenvalues (possibly none). You can diagnose this situation by a cluster of eigenvalues  $\sigma$  that are zero to machine precision. The number of nonzero eigenvalues will stay constant as you increase  $N$  to improve their accuracy. Some care is required here: A nondegenerate kernel can have an infinite number of eigenvalues that have an accumulation point at  $\sigma = 0$ . You distinguish the two cases by the behavior of the solution as you increase  $N$ . If you suspect a degenerate kernel, you will usually be able to solve the problem by analytic techniques described in all the textbooks.

#### CITED REFERENCES AND FURTHER READING:

- Delves, L.M., and Mohamed, J.L. 1985, *Computational Methods for Integral Equations* (Cambridge, U.K.: Cambridge University Press). [1]  
 Atkinson, K.E. 1976, *A Survey of Numerical Methods for the Solution of Fredholm Integral Equations of the Second Kind* (Philadelphia: S.I.A.M.).

## 18.2 Volterra Equations

Let us now turn to Volterra equations, of which our prototype is the Volterra equation of the second kind,

$$f(t) = \int_a^t K(t, s) f(s) ds + g(t) \quad (18.2.1)$$

Most algorithms for Volterra equations march out from  $t = a$ , building up the solution as they go. In this sense they resemble not only forward substitution (as discussed



is symmetric. However, since the weights  $w_j$  are not equal for most quadrature rules, the matrix  $\tilde{\mathbf{K}}$  (equation 18.1.5) is not symmetric. The matrix eigenvalue problem is much easier for symmetric matrices, and so we should restore the symmetry if possible. Provided the weights are positive (which they are for Gaussian quadrature), we can define the diagonal matrix  $\mathbf{D} = \text{diag}(w_j)$  and its square root,  $\mathbf{D}^{1/2} = \text{diag}(\sqrt{w_j})$ . Then equation (18.1.7) becomes

$$\mathbf{K} \cdot \mathbf{D} \cdot \mathbf{f} = \sigma \mathbf{f}$$

Multiplying by  $\mathbf{D}^{1/2}$ , we get

$$\left( \mathbf{D}^{1/2} \cdot \mathbf{K} \cdot \mathbf{D}^{1/2} \right) \cdot \mathbf{h} = \sigma \mathbf{h} \quad (18.1.8)$$

where  $\mathbf{h} = \mathbf{D}^{1/2} \cdot \mathbf{f}$ . Equation (18.1.8) is now in the form of a symmetric eigenvalue problem.

Solution of equations (18.1.7) or (18.1.8) will in general give  $N$  eigenvalues, where  $N$  is the number of quadrature points used. For square-integrable kernels, these will provide good approximations to the lowest  $N$  eigenvalues of the integral equation. Kernels of *finite rank* (also called *degenerate* or *separable* kernels) have only a finite number of nonzero eigenvalues (possibly none). You can diagnose this situation by a cluster of eigenvalues  $\sigma$  that are zero to machine precision. The number of nonzero eigenvalues will stay constant as you increase  $N$  to improve their accuracy. Some care is required here: A nondegenerate kernel can have an infinite number of eigenvalues that have an accumulation point at  $\sigma = 0$ . You distinguish the two cases by the behavior of the solution as you increase  $N$ . If you suspect a degenerate kernel, you will usually be able to solve the problem by analytic techniques described in all the textbooks.

#### CITED REFERENCES AND FURTHER READING:

- Delves, L.M., and Mohamed, J.L. 1985, *Computational Methods for Integral Equations* (Cambridge, U.K.: Cambridge University Press). [1]  
 Atkinson, K.E. 1976, *A Survey of Numerical Methods for the Solution of Fredholm Integral Equations of the Second Kind* (Philadelphia: S.I.A.M.).

## 18.2 Volterra Equations

Let us now turn to Volterra equations, of which our prototype is the Volterra equation of the second kind,

$$f(t) = \int_a^t K(t, s) f(s) ds + g(t) \quad (18.2.1)$$

Most algorithms for Volterra equations march out from  $t = a$ , building up the solution as they go. In this sense they resemble not only forward substitution (as discussed

in §18.0), but also initial-value problems for ordinary differential equations. In fact, many algorithms for ODEs have counterparts for Volterra equations.

The simplest way to proceed is to solve the equation on a mesh with uniform spacing:

$$t_i = a + ih, \quad i = 0, 1, \dots, N, \quad h \equiv \frac{b-a}{N} \quad (18.2.2)$$

To do so, we must choose a quadrature rule. For a uniform mesh, the simplest scheme is the trapezoidal rule, equation (4.1.11):

$$\int_a^{t_i} K(t_i, s) f(s) ds = h \left( \frac{1}{2} K_{i0} f_0 + \sum_{j=1}^{i-1} K_{ij} f_j + \frac{1}{2} K_{ii} f_i \right) \quad (18.2.3)$$

Thus the trapezoidal method for equation (18.2.1) is:

$$f_0 = g_0$$

$$(1 - \frac{1}{2} h K_{ii}) f_i = h \left( \frac{1}{2} K_{i0} f_0 + \sum_{j=1}^{i-1} K_{ij} f_j \right) + g_i, \quad i = 1, \dots, N \quad (18.2.4)$$

(For a Volterra equation of the first kind, the leading 1 on the left would be absent, and  $g$  would have opposite sign, with corresponding straightforward changes in the rest of the discussion.)

Equation (18.2.4) is an explicit prescription that gives the solution in  $O(N^2)$  operations. Unlike Fredholm equations, it is not necessary to solve a system of linear equations. Volterra equations thus usually involve less work than the corresponding Fredholm equations which, as we have seen, do involve the inversion of, sometimes large, linear systems.

The efficiency of solving Volterra equations is somewhat counterbalanced by the fact that *systems* of these equations occur more frequently in practice. If we interpret equation (18.2.1) as a *vector* equation for the vector of  $m$  functions  $f(t)$ , then the kernel  $K(t, s)$  is an  $m \times m$  matrix. Equation (18.2.4) must now also be understood as a vector equation. For each  $i$ , we have to solve the  $m \times m$  set of linear algebraic equations by Gaussian elimination.

The routine `voltra` below implements this algorithm. You must supply an external function that returns the  $k$ th function of the vector  $g(t)$  at the point  $t$ , and another that returns the  $(k, l)$  element of the matrix  $K(t, s)$  at  $(t, s)$ . The routine `voltra` then returns the vector  $f(t)$  at the regularly spaced points  $t_i$ .

```
#include "nrutil.h"

void voltra(int n, int m, float t0, float h, float *t, float **f,
            float (*g)(int, float), float (*ak)(int, int, float, float))
Solves a set of m linear Volterra equations of the second kind using the extended trapezoidal rule.
On input, t0 is the starting point of the integration and n-1 is the number of steps of size h to
be taken. g(k,t) is a user-supplied external function that returns g_k(t), while ak(k,l,t,s)
is another user-supplied external function that returns the (k,l) element of the matrix K(t,s).
The solution is returned in f[1..m][1..n], with the corresponding abscissas in t[1..n].
{
```

```

void lubksb(float **a, int n, int *indx, float b[]);
void ludcmp(float **a, int n, int *indx, float *d);
int i,j,k,l,*indx;
float d,sum,**a,*b;

indx=ivector(1,m);
a=matrix(1,m,1,m);
b=vector(1,m);
t[1]=t0;
for (k=1;k<=m;k++) f[k][1]=(*g)(k,t[1]);      Initialize.
for (i=2;i<=n;i++) {                          Take a step h.
    t[i]=t[i-1]+h;
    for (k=1;k<=m;k++) {
        sum=(*g)(k,t[i]);                      Accumulate right-hand side of linear
        for (l=1;l<=m;l++) {                  equations in sum.
            sum += 0.5*h>(*ak)(k,l,t[i],t[1])*f[1][1];
            for (j=2;j<i;j++)
                sum += h>(*ak)(k,l,t[i],t[j])*f[1][j];
            a[k][l]=(k == 1)-0.5*h>(*ak)(k,l,t[i],t[i]);    Left-hand side goes
        }                                     in matrix a.
        b[k]=sum;
    }
    ludcmp(a,m,indx,&d);                      Solve linear equations.
    lubksb(a,m,indx,b);
    for (k=1;k<=m;k++) f[k][i]=b[k];
}
free_vector(b,1,m);
free_matrix(a,1,m,1,m);
free_ivector(indx,1,m);
}

```

For nonlinear Volterra equations, equation (18.2.4) holds with the product  $K_{ii}f_i$  replaced by  $K_{ii}(f_i)$ , and similarly for the other two products of  $K$ 's and  $f$ 's. Thus for each  $i$  we solve a nonlinear equation for  $f_i$  with a known right-hand side. Newton's method (§9.4 or §9.6) with an initial guess of  $f_{i-1}$  usually works very well provided the stepsize is not too big.

Higher-order methods for solving Volterra equations are, in our opinion, not as important as for Fredholm equations, since Volterra equations are relatively easy to solve. However, there is an extensive literature on the subject. Several difficulties arise. First, any method that achieves higher order by operating on several quadrature points simultaneously will need a special method to get started, when values at the first few points are not yet known.

Second, stable quadrature rules can give rise to unexpected instabilities in integral equations. For example, suppose we try to replace the trapezoidal rule in the algorithm above with Simpson's rule. Simpson's rule naturally integrates over an interval  $2h$ , so we easily get the function values at the even mesh points. For the odd mesh points, we could try appending one panel of trapezoidal rule. But to which end of the integration should we append it? We could do one step of trapezoidal rule followed by all Simpson's rule, or Simpson's rule with one step of trapezoidal rule at the end. Surprisingly, the former scheme is unstable, while the latter is fine!

A simple approach that can be used with the trapezoidal method given above is Richardson extrapolation: Compute the solution with stepsize  $h$  and  $h/2$ . Then, assuming the error scales with  $h^2$ , compute

$$f_E = \frac{4f(h/2) - f(h)}{3} \quad (18.2.5)$$

This procedure can be repeated as with Romberg integration.

The general consensus is that the best of the higher order methods is the *block-by-block method* (see [1]). Another important topic is the use of variable stepsize methods, which are much more efficient if there are sharp features in  $K$  or  $f$ . Variable stepsize methods are quite a bit more complicated than their counterparts for differential equations; we refer you to the literature [1,2] for a discussion.

You should also be on the lookout for singularities in the integrand. If you find them, then look to §18.3 for additional ideas.

#### CITED REFERENCES AND FURTHER READING:

- Linz, P. 1985, *Analytical and Numerical Methods for Volterra Equations* (Philadelphia: S.I.A.M.). [1]  
 Delves, L.M., and Mohamed, J.L. 1985, *Computational Methods for Integral Equations* (Cambridge, U.K.: Cambridge University Press). [2]

## 18.3 Integral Equations with Singular Kernels

Many integral equations have singularities in either the kernel or the solution or both. A simple quadrature method will show poor convergence with  $N$  if such singularities are ignored. There is sometimes art in how singularities are best handled.

We start with a few straightforward suggestions:

1. Integrable singularities can often be removed by a change of variable. For example, the singular behavior  $K(t, s) \sim s^{1/2}$  or  $s^{-1/2}$  near  $s = 0$  can be removed by the transformation  $z = s^{1/2}$ . Note that we are assuming that the singular behavior is confined to  $K$ , whereas the quadrature actually involves the product  $K(t, s)f(s)$ , and it is this product that must be “fixed.” Ideally, you must deduce the singular nature of the product before you try a numerical solution, and take the appropriate action. Commonly, however, a singular kernel does *not* produce a singular solution  $f(t)$ . (The highly singular kernel  $K(t, s) = \delta(t - s)$  is simply the identity operator, for example.)

2. If  $K(t, s)$  can be factored as  $w(s)\bar{K}(t, s)$ , where  $w(s)$  is singular and  $\bar{K}(t, s)$  is smooth, then a Gaussian quadrature based on  $w(s)$  as a weight function will work well. Even if the factorization is only approximate, the convergence is often improved dramatically. All you have to do is replace `gauleg` in the routine `fred2` by another quadrature routine. Section 4.5 explained how to construct such quadratures; or you can find tabulated abscissas and weights in the standard references [1,2]. You must of course supply  $\bar{K}$  instead of  $K$ .

This method is a special case of the *product Nystrom method* [3,4], where one factors out a singular term  $p(t, s)$  depending on both  $t$  and  $s$  from  $K$  and constructs suitable weights for its Gaussian quadrature. The calculations in the general case are quite cumbersome, because the weights depend on the chosen  $\{t_i\}$  as well as the form of  $p(t, s)$ .

We prefer to implement the product Nystrom method on a uniform grid, with a quadrature scheme that generalizes the extended Simpson’s 3/8 rule (equation 4.1.5) to arbitrary weight functions. We discuss this in the subsections below.

3. Special quadrature formulas are also useful when the kernel is not strictly singular, but is “almost” so. One example is when the kernel is concentrated near  $t = s$  on a scale much smaller than the scale on which the solution  $f(t)$  varies. In that case, a quadrature formula can be based on locally approximating  $f(s)$  by a polynomial or spline, while calculating the first few *moments* of the kernel  $K(t, s)$  at the tabulation points  $t_i$ . In such a scheme the narrow width of the kernel becomes an asset, rather than a liability: The quadrature becomes exact as the width of the kernel goes to zero.

4. An infinite range of integration is also a form of singularity. Truncating the range at a large finite value should be used only as a last resort. If the kernel goes rapidly to zero, then

This procedure can be repeated as with Romberg integration.

The general consensus is that the best of the higher order methods is the *block-by-block method* (see [1]). Another important topic is the use of variable stepsize methods, which are much more efficient if there are sharp features in  $K$  or  $f$ . Variable stepsize methods are quite a bit more complicated than their counterparts for differential equations; we refer you to the literature [1,2] for a discussion.

You should also be on the lookout for singularities in the integrand. If you find them, then look to §18.3 for additional ideas.

#### CITED REFERENCES AND FURTHER READING:

- Linz, P. 1985, *Analytical and Numerical Methods for Volterra Equations* (Philadelphia: S.I.A.M.). [1]  
 Delves, L.M., and Mohamed, J.L. 1985, *Computational Methods for Integral Equations* (Cambridge, U.K.: Cambridge University Press). [2]

## 18.3 Integral Equations with Singular Kernels

Many integral equations have singularities in either the kernel or the solution or both. A simple quadrature method will show poor convergence with  $N$  if such singularities are ignored. There is sometimes art in how singularities are best handled.

We start with a few straightforward suggestions:

1. Integrable singularities can often be removed by a change of variable. For example, the singular behavior  $K(t, s) \sim s^{1/2}$  or  $s^{-1/2}$  near  $s = 0$  can be removed by the transformation  $z = s^{1/2}$ . Note that we are assuming that the singular behavior is confined to  $K$ , whereas the quadrature actually involves the product  $K(t, s)f(s)$ , and it is this product that must be “fixed.” Ideally, you must deduce the singular nature of the product before you try a numerical solution, and take the appropriate action. Commonly, however, a singular kernel does *not* produce a singular solution  $f(t)$ . (The highly singular kernel  $K(t, s) = \delta(t - s)$  is simply the identity operator, for example.)

2. If  $K(t, s)$  can be factored as  $w(s)\bar{K}(t, s)$ , where  $w(s)$  is singular and  $\bar{K}(t, s)$  is smooth, then a Gaussian quadrature based on  $w(s)$  as a weight function will work well. Even if the factorization is only approximate, the convergence is often improved dramatically. All you have to do is replace `gauleg` in the routine `fred2` by another quadrature routine. Section 4.5 explained how to construct such quadratures; or you can find tabulated abscissas and weights in the standard references [1,2]. You must of course supply  $\bar{K}$  instead of  $K$ .

This method is a special case of the *product Nystrom method* [3,4], where one factors out a singular term  $p(t, s)$  depending on both  $t$  and  $s$  from  $K$  and constructs suitable weights for its Gaussian quadrature. The calculations in the general case are quite cumbersome, because the weights depend on the chosen  $\{t_i\}$  as well as the form of  $p(t, s)$ .

We prefer to implement the product Nystrom method on a uniform grid, with a quadrature scheme that generalizes the extended Simpson’s 3/8 rule (equation 4.1.5) to arbitrary weight functions. We discuss this in the subsections below.

3. Special quadrature formulas are also useful when the kernel is not strictly singular, but is “almost” so. One example is when the kernel is concentrated near  $t = s$  on a scale much smaller than the scale on which the solution  $f(t)$  varies. In that case, a quadrature formula can be based on locally approximating  $f(s)$  by a polynomial or spline, while calculating the first few *moments* of the kernel  $K(t, s)$  at the tabulation points  $t_i$ . In such a scheme the narrow width of the kernel becomes an asset, rather than a liability: The quadrature becomes exact as the width of the kernel goes to zero.

4. An infinite range of integration is also a form of singularity. Truncating the range at a large finite value should be used only as a last resort. If the kernel goes rapidly to zero, then

a Gauss-Laguerre [ $w \sim \exp(-\alpha s)$ ] or Gauss-Hermite [ $w \sim \exp(-s^2)$ ] quadrature should work well. Long-tailed functions often succumb to the transformation

$$s = \frac{2\alpha}{z+1} - \alpha \quad (18.3.1)$$

which maps  $0 < s < \infty$  to  $1 > z > -1$  so that Gauss-Legendre integration can be used. Here  $\alpha > 0$  is a constant that you adjust to improve the convergence.

5. A common situation in practice is that  $K(t, s)$  is singular along the diagonal line  $t = s$ . Here the Nystrom method fails completely because the kernel gets evaluated at  $(t_i, s_i)$ . *Subtraction of the singularity* is one possible cure:

$$\begin{aligned} \int_a^b K(t, s)f(s) ds &= \int_a^b K(t, s)[f(s) - f(t)] ds + \int_a^b K(t, s)f(t) ds \\ &= \int_a^b K(t, s)[f(s) - f(t)] ds + r(t)f(t) \end{aligned} \quad (18.3.2)$$

where  $r(t) = \int_a^b K(t, s) ds$  is computed analytically or numerically. If the first term on the right-hand side is now regular, we can use the Nystrom method. Instead of equation (18.1.4), we get

$$f_i = \lambda \sum_{\substack{j=1 \\ j \neq i}}^N w_j K_{ij} [f_j - f_i] + \lambda r_i f_i + g_i \quad (18.3.3)$$

Sometimes the subtraction process must be repeated before the kernel is completely regularized. See [3] for details. (And read on for a different, we think better, way to handle diagonal singularities.)

### Quadrature on a Uniform Mesh with Arbitrary Weight

It is possible in general to find  $n$ -point linear quadrature rules that approximate the integral of a function  $f(x)$ , times an arbitrary weight function  $w(x)$ , over an arbitrary range of integration  $(a, b)$ , as the sum of weights times  $n$  evenly spaced values of the function  $f(x)$ , say at  $x = kh, (k+1)h, \dots, (k+n-1)h$ . The general scheme for deriving such quadrature rules is to write down the  $n$  linear equations that must be satisfied if the quadrature rule is to be exact for the  $n$  functions  $f(x) = \text{const}, x, x^2, \dots, x^{n-1}$ , and then solve these for the coefficients. This can be done analytically, once and for all, if the moments of the weight function over the same range of integration,

$$W_n \equiv \frac{1}{h^n} \int_a^b x^n w(x) dx \quad (18.3.4)$$

are assumed to be known. Here the prefactor  $h^{-n}$  is chosen to make  $W_n$  scale as  $h$  if (as in the usual case)  $b - a$  is proportional to  $h$ .

Carrying out this prescription for the four-point case gives the result

$$\begin{aligned} \int_a^b w(x)f(x)dx &= \\ &\frac{1}{6}f(kh) \left[ (k+1)(k+2)(k+3)W_0 - (3k^2 + 12k + 11)W_1 + 3(k+2)W_2 - W_3 \right] \\ &+ \frac{1}{2}f([k+1]h) \left[ -k(k+2)(k+3)W_0 + (3k^2 + 10k + 6)W_1 - (3k+5)W_2 + W_3 \right] \\ &+ \frac{1}{2}f([k+2]h) \left[ k(k+1)(k+3)W_0 - (3k^2 + 8k + 3)W_1 + (3k+4)W_2 - W_3 \right] \\ &+ \frac{1}{6}f([k+3]h) \left[ -k(k+1)(k+2)W_0 + (3k^2 + 6k + 2)W_1 - 3(k+1)W_2 + W_3 \right] \end{aligned} \quad (18.3.5)$$

While the terms in brackets superficially appear to scale as  $k^2$ , there is typically cancellation at both  $O(k^2)$  and  $O(k)$ .

Equation (18.3.5) can be specialized to various choices of  $(a, b)$ . The obvious choice is  $a = kh$ ,  $b = (k + 3)h$ , in which case we get a four-point quadrature rule that generalizes Simpson's 3/8 rule (equation 4.1.5). In fact, we can recover this special case by setting  $w(x) = 1$ , in which case (18.3.4) becomes

$$W_n = \frac{h}{n+1} [(k+3)^{n+1} - k^{n+1}] \quad (18.3.6)$$

The four terms in square brackets equation (18.3.5) each become independent of  $k$ , and (18.3.5) in fact reduces to

$$\int_{kh}^{(k+3)h} f(x) dx = \frac{3h}{8} f(kh) + \frac{9h}{8} f([k+1]h) + \frac{9h}{8} f([k+2]h) + \frac{3h}{8} f([k+3]h) \quad (18.3.7)$$

Back to the case of general  $w(x)$ , some other choices for  $a$  and  $b$  are also useful. For example, we may want to choose  $(a, b)$  to be  $([k+1]h, [k+3]h)$  or  $([k+2]h, [k+3]h)$ , allowing us to finish off an extended rule whose number of intervals is not a multiple of three, without loss of accuracy: The integral will be estimated using the four values  $f(kh), \dots, f([k+3]h)$ . Even more useful is to choose  $(a, b)$  to be  $([k+1]h, [k+2]h)$ , thus using four points to integrate a centered single interval. These weights, when sewed together into an extended formula, give quadrature schemes that have smooth coefficients, i.e., without the Simpson-like 2, 4, 2, 4, 2 alternation. (In fact, this was the technique that we used to derive equation 4.1.14, which you may now wish to reexamine.)

All these rules are of the same order as the extended Simpson's rule, that is, exact for  $f(x)$  a cubic polynomial. Rules of lower order, if desired, are similarly obtained. The three point formula is

$$\begin{aligned} \int_a^b w(x) f(x) dx &= \frac{1}{2} f(kh) \left[ (k+1)(k+2)W_0 - (2k+3)W_1 + W_2 \right] \\ &+ f([k+1]h) \left[ -k(k+2)W_0 + 2(k+1)W_1 - W_2 \right] \\ &+ \frac{1}{2} f([k+2]h) \left[ k(k+1)W_0 - (2k+1)W_1 + W_2 \right] \end{aligned} \quad (18.3.8)$$

Here the simple special case is to take,  $w(x) = 1$ , so that

$$W_n = \frac{h}{n+1} [(k+2)^{n+1} - k^{n+1}] \quad (18.3.9)$$

Then equation (18.3.8) becomes Simpson's rule,

$$\int_{kh}^{(k+2)h} f(x) dx = \frac{h}{3} f(kh) + \frac{4h}{3} f([k+1]h) + \frac{h}{3} f([k+2]h) \quad (18.3.10)$$

For nonconstant weight functions  $w(x)$ , however, equation (18.3.8) gives rules of one order less than Simpson, since they do not benefit from the extra symmetry of the constant case.

The two point formula is simply

$$\int_{kh}^{(k+1)h} w(x) f(x) dx = f(kh) [(k+1)W_0 - W_1] + f([k+1]h) [-kW_0 + W_1] \quad (18.3.11)$$

Here is a routine `wgths` that uses the above formulas to return an extended  $N$ -point quadrature rule for the interval  $(a, b) = (0, [N-1]h)$ . Input to `wgths` is a user-supplied routine, `kezmom`, that is called to get the first four *indefinite-integral* moments of  $w(x)$ , namely

$$F_m(y) \equiv \int^y s^m w(s) ds \quad m = 0, 1, 2, 3 \quad (18.3.12)$$

(The lower limit is arbitrary and can be chosen for convenience.) Cautionary note: When called with  $N < 4$ , `wgths` returns a rule of lower order than Simpson; you should structure your problem to avoid this.

```

void wghts(float wghts[], int n, float h,
void (*kermom)(double [], double ,int))
Constructs in wghts[1..n] weights for the n-point equal-interval quadrature from 0 to (n-1)h
of a function  $f(x)$  times an arbitrary (possibly singular) weight function  $w(x)$  whose indefinite-
integral moments  $F_n(y)$  are provided by the user-supplied routine kermom.
{
    int j,k;
    double wold[5],wnew[5],w[5],hh,hi,c,fac,a,b;
    Double precision on internal calculations even though the interface is in single precision.

    hh=h;
    hi=1.0/hh;
    for (j=1;j<=n;j++) wghts[j]=0.0;
    Zero all the weights so we can sum into them.
    (*kermom)(wold,0.0,4);
    if (n >= 4) {
        b=0.0;
        for (j=1;j<=n-3;j++) {
            c=j-1;
            a=b;
            b=a+hh;
            if (j == n-3) b=(n-1)*hh;
            (*kermom)(wnew,b,4);
            for (fac=1.0,k=1;k<=4;k++,fac*=hi)
                w[k]=(wnew[k]-wold[k])*fac;
            wghts[j] += (
                ((c+1.0)*(c+2.0)*(c+3.0)*w[1]
                -(11.0+c*(12.0+c*3.0))*w[2]
                +3.0*(c+2.0)*w[3]-w[4])/6.0);
            wghts[j+1] += (
                (-c*(c+2.0)*(c+3.0)*w[1]
                +(6.0+c*(10.0+c*3.0))*w[2]
                -(3.0*c+5.0)*w[3]+w[4])*0.5);
            wghts[j+2] += (
                (c*(c+1.0)*(c+3.0)*w[1]
                -(3.0+c*(8.0+c*3.0))*w[2]
                +(3.0*c+4.0)*w[3]-w[4])*0.5);
            wghts[j+3] += (
                (-c*(c+1.0)*(c+2.0)*w[1]
                +(2.0+c*(6.0+c*3.0))*w[2]
                -3.0*(c+1.0)*w[3]+w[4])/6.0);
            for (k=1;k<=4;k++) wold[k]=wnew[k];
        }
        Lower-order cases; not recommended.
    } else if (n == 3) {
        (*kermom)(wnew,hh+hh,3);
        w[1]=wnew[1]-wold[1];
        w[2]=hi*(wnew[2]-wold[2]);
        w[3]=hi*hi*(wnew[3]-wold[3]);
        wghts[1]=w[1]-1.5*w[2]+0.5*w[3];
        wghts[2]=2.0*w[2]-w[3];
        wghts[3]=0.5*(w[3]-w[2]);
    } else if (n == 2) {
        (*kermom)(wnew,hh,2);
        wghts[1]=wnew[1]-wold[1]-(wghts[2]=hi*(wnew[2]-wold[2]));
    }
}

```

Evaluate indefinite integrals at lower end.  
Use highest available order.  
For another problem, you might change  
this lower limit.  
This is called  $k$  in equation (18.3.5).  
Set upper and lower limits for this step.

Last interval: go all the way to end.

Equation (18.3.4).

Equation (18.3.5).

Reset lower limits for moments.

Lower-order cases; not recommended.

Sample page from NUMERICAL RECIPES IN C: THE ART OF SCIENTIFIC COMPUTING (ISBN 0-521-43108-5)  
Copyright (C) 1988-1992 by Cambridge University Press. Programs Copyright (C) 1988-1992 by Numerical Recipes Software.  
Permission is granted for internet users to make one paper copy for their own personal use. Further reproduction, or any copying of machine-  
readable files (including this one), to any server computer, is strictly prohibited. To order Numerical Recipes books or CDROMs, visit website  
<http://www.nr.com> or call 1-800-872-7423 (North America only), or send email to [directcustserv@cambridge.org](mailto:directcustserv@cambridge.org) (outside North America).

We will now give an example of how to apply wghts to a singular integral equation.



### Worked Example: A Diagonally Singular Kernel

As a particular example, consider the integral equation

$$f(x) + \int_0^\pi K(x, y) f(y) dy = \sin x \quad (18.3.13)$$

with the (arbitrarily chosen) nasty kernel

$$K(x, y) = \cos x \cos y \times \begin{cases} -\frac{\ln(x-y)}{\sqrt{y-x}} & y < x \\ y \geq x \end{cases} \quad (18.3.14)$$

which has a logarithmic singularity on the left of the diagonal, combined with a square-root discontinuity on the right.

The first step is to do (analytically, in this case) the required moment integrals over the singular part of the kernel, equation (18.3.12). Since these integrals are done at a fixed value of  $x$ , we can use  $x$  as the lower limit. For any specified value of  $y$ , the required indefinite integral is then either

$$F_m(y; x) = \int_x^y s^m (s-x)^{1/2} ds = \int_0^{y-x} (x+t)^m t^{1/2} dt \quad \text{if } y > x \quad (18.3.15)$$

or

$$F_m(y; x) = -\int_x^y s^m \ln(x-s) ds = \int_0^{x-y} (x-t)^m \ln t dt \quad \text{if } y < x \quad (18.3.16)$$

(where a change of variable has been made in the second equality in each case). Doing these integrals analytically (actually, we used a symbolic integration package!), we package the resulting formulas in the following routine. Note that  $w(j+1)$  returns  $F_j(y; x)$ .

```
#include <math.h>

extern double x;          Defined in quadmx.

void kermom(double w[], double y, int m)
Returns in w[1..m] the first m indefinite-integral moments of one row of the singular part of
the kernel. (For this example, m is hard-wired to be 4.) The input variable y labels the column,
while the global variable x is the row. We can take x as the lower limit of integration. Thus,
we return the moment integrals either purely to the left or purely to the right of the diagonal.
{
    double d, df, clog, x2, x3, x4, y2;

    if (y >= x) {
        d=y-x;
        df=2.0*sqrt(d)*d;
        w[1]=df/3.0;
        w[2]=df*(x/3.0+d/5.0);
        w[3]=df*((x/3.0 + 0.4*d)*x + d*d/7.0);
        w[4]=df*((x/3.0 + 0.6*d)*x + 3.0*d*d/7.0)*x+d*d*d/9.0);
    } else {
        x3=(x2=x*x)*x;
        x4=x2*x2;
        y2=y*y;
        d=x-y;
        w[1]=d*((clog=log(d))-1.0);
        w[2] = -0.25*(3.0*x+y-2.0*clog*(x+y))*d;
        w[3]=(-11.0*x3+y*(6.0*x2+y*(3.0*x+2.0*y))
            +6.0*clog*(x3-y*y2))/18.0;
        w[4]=(-25.0*x4+y*(12.0*x3+y*(6.0*x2+y*
            (4.0*x+3.0*y)))+12.0*clog*(x4-(y2*y2)))/48.0;
    }
}
```

Next, we write a routine that constructs the quadrature matrix.

```
#include <math.h>
#include "nrutil.h"
#define PI 3.14159265

double x;                               Communicates with kermom.

void quadmx(float **a, int n)
Constructs in a[1..n][1..n] the quadrature matrix for an example Fredholm equation of
the second kind. The nonsingular part of the kernel is computed within this routine, while
the quadrature weights which integrate the singular part of the kernel are obtained via calls
to wghts. An external routine kermom, which supplies indefinite-integral moments of the
singular part of the kernel, is passed to wghts.
{
    void kermom(double w[], double y, int m);
    void wghts(float wghts[], int n, float h,
               void (*kermom)(double [], double ,int));
    int j,k;
    float h,*wt,xx,cx;

    wt=vector(1,n);
    h=PI/(n-1);
    for (j=1;j<=n;j++) {
        x=xx=(j-1)*h;           Put x in global variable for use by kermom.
        wghts(wt,n,h,kermom);
        cx=cos(xx);           Part of nonsingular kernel.
        for (k=1;k<=n;k++) a[j][k]=wt[k]*cx*cos((k-1)*h);
        Put together all the pieces of the kernel.
        ++a[j][j];           Since equation of the second kind, there is diagonal piece
                             independent of h.
    }
    free_vector(wt,1,n);
}
```

Finally, we solve the linear system for any particular right-hand side, here  $\sin x$ .

```
#include <stdio.h>
#include <math.h>
#include "nrutil.h"
#define PI 3.14159265
#define N 40                               Here the size of the grid is specified.

int main(void) /* Program fredex */
This sample program shows how to solve a Fredholm equation of the second kind using the
product Nystrom method and a quadrature rule especially constructed for a particular, singular,
kernel.
{
    void lubksb(float **a, int n, int *indx, float b[]);
    void ludcmp(float **a, int n, int *indx, float *d);
    void quadmx(float **a, int n);
    float **a,d,*g,x;
    int *indx,j;

    indx=ivector(1,N);
    a=matrix(1,N,1,N);
    g=vector(1,N);
    quadmx(a,N);           Make the quadrature matrix; all the action is here.
    ludcmp(a,N,indx,&d);   Decompose the matrix.
    for (j=1;j<=N;j++) g[j]=sin((j-1)*PI/(N-1));
    Construct the right hand side, here  $\sin x$ .
    lubksb(a,N,indx,g);   Backsubstitute.
    for (j=1;j<=N;j++) { Write out the solution.
        x=(j-1)*PI/(N-1);
    }
```

Sample page from NUMERICAL RECIPES IN C: THE ART OF SCIENTIFIC COMPUTING (ISBN 0-521-43108-5)  
Copyright (C) 1988-1992 by Cambridge University Press. Programs Copyright (C) 1988-1992 by Numerical Recipes Software.  
Permission is granted for internet users to make one paper copy for their own personal use. Further reproduction, or any copying of machine-readable files (including this one), to any server computer, is strictly prohibited. To order Numerical Recipes books or CDROMs, visit website <http://www.nr.com> or call 1-800-872-7423 (North America only), or send email to [directcustserv@cambridge.org](mailto:directcustserv@cambridge.org) (outside North America).

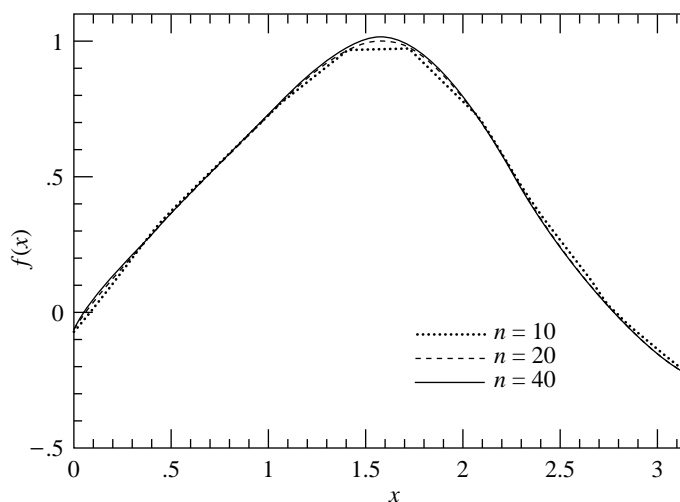


Figure 18.3.1. Solution of the example integral equation (18.3.14) with grid sizes  $N = 10, 20,$  and  $40$ . The tabulated solution values have been connected by straight lines; in practice one would interpolate a small  $N$  solution more smoothly.

```

    printf("%6.2d %12.6f %12.6f\n",j,x,g[j]);
}
free_vector(g,1,N);
free_matrix(a,1,N,1,N);
free_ivector(indx,1,N);
return 0;
}

```

With  $N = 40$ , this program gives accuracy at about the  $10^{-5}$  level. The accuracy increases as  $N^4$  (as it should for our Simpson-order quadrature scheme) *despite* the highly singular kernel. Figure 18.3.1 shows the solution obtained, also plotting the solution for smaller values of  $N$ , which are themselves seen to be remarkably faithful. Notice that the solution is smooth, even though the kernel is singular, a common occurrence.

#### CITED REFERENCES AND FURTHER READING:

- Abramowitz, M., and Stegun, I.A. 1964, *Handbook of Mathematical Functions*, Applied Mathematics Series, Volume 55 (Washington: National Bureau of Standards; reprinted 1968 by Dover Publications, New York). [1]
- Stroud, A.H., and Secrest, D. 1966, *Gaussian Quadrature Formulas* (Englewood Cliffs, NJ: Prentice-Hall). [2]
- Delves, L.M., and Mohamed, J.L. 1985, *Computational Methods for Integral Equations* (Cambridge, U.K.: Cambridge University Press). [3]
- Atkinson, K.E. 1976, *A Survey of Numerical Methods for the Solution of Fredholm Integral Equations of the Second Kind* (Philadelphia: S.I.A.M.). [4]

## 18.4 Inverse Problems and the Use of A Priori Information

Later discussion will be facilitated by some preliminary mention of a couple of mathematical points. Suppose that  $\mathbf{u}$  is an “unknown” vector that we plan to determine by some minimization principle. Let  $\mathcal{A}[\mathbf{u}] > 0$  and  $\mathcal{B}[\mathbf{u}] > 0$  be two positive functionals of  $\mathbf{u}$ , so that we can try to determine  $\mathbf{u}$  by either

$$\text{minimize: } \mathcal{A}[\mathbf{u}] \quad \text{or} \quad \text{minimize: } \mathcal{B}[\mathbf{u}] \quad (18.4.1)$$

(Of course these will generally give different answers for  $\mathbf{u}$ .) As another possibility, now suppose that we want to minimize  $\mathcal{A}[\mathbf{u}]$  subject to the *constraint* that  $\mathcal{B}[\mathbf{u}]$  have some particular value, say  $b$ . The method of Lagrange multipliers gives the variation

$$\frac{\delta}{\delta \mathbf{u}} \{ \mathcal{A}[\mathbf{u}] + \lambda_1 (\mathcal{B}[\mathbf{u}] - b) \} = \frac{\delta}{\delta \mathbf{u}} (\mathcal{A}[\mathbf{u}] + \lambda_1 \mathcal{B}[\mathbf{u}]) = 0 \quad (18.4.2)$$

where  $\lambda_1$  is a Lagrange multiplier. Notice that  $b$  is absent in the second equality, since it doesn't depend on  $\mathbf{u}$ .

Next, suppose that we change our minds and decide to minimize  $\mathcal{B}[\mathbf{u}]$  subject to the constraint that  $\mathcal{A}[\mathbf{u}]$  have a particular value,  $a$ . Instead of equation (18.4.2) we have

$$\frac{\delta}{\delta \mathbf{u}} \{ \mathcal{B}[\mathbf{u}] + \lambda_2 (\mathcal{A}[\mathbf{u}] - a) \} = \frac{\delta}{\delta \mathbf{u}} (\mathcal{B}[\mathbf{u}] + \lambda_2 \mathcal{A}[\mathbf{u}]) = 0 \quad (18.4.3)$$

with, this time,  $\lambda_2$  the Lagrange multiplier. Multiplying equation (18.4.3) by the constant  $1/\lambda_2$ , and identifying  $1/\lambda_2$  with  $\lambda_1$ , we see that the actual variations are exactly the same in the two cases. Both cases will yield the same one-parameter family of solutions, say,  $\mathbf{u}(\lambda_1)$ . As  $\lambda_1$  varies from 0 to  $\infty$ , the solution  $\mathbf{u}(\lambda_1)$  varies along a so-called *trade-off curve* between the problem of minimizing  $\mathcal{A}$  and the problem of minimizing  $\mathcal{B}$ . Any solution along this curve can equally well be thought of as either (i) a minimization of  $\mathcal{A}$  for some constrained value of  $\mathcal{B}$ , or (ii) a minimization of  $\mathcal{B}$  for some constrained value of  $\mathcal{A}$ , or (iii) a weighted minimization of the sum  $\mathcal{A} + \lambda_1 \mathcal{B}$ .

The second preliminary point has to do with *degenerate* minimization principles. In the example above, now suppose that  $\mathcal{A}[\mathbf{u}]$  has the particular form

$$\mathcal{A}[\mathbf{u}] = |\mathbf{A} \cdot \mathbf{u} - \mathbf{c}|^2 \quad (18.4.4)$$

for some matrix  $\mathbf{A}$  and vector  $\mathbf{c}$ . If  $\mathbf{A}$  has fewer rows than columns, or if  $\mathbf{A}$  is square but degenerate (has a nontrivial nullspace, see §2.6, especially Figure 2.6.1), then minimizing  $\mathcal{A}[\mathbf{u}]$  will *not* give a unique solution for  $\mathbf{u}$ . (To see why, review §15.4, and note that for a “design matrix”  $\mathbf{A}$  with fewer rows than columns, the matrix  $\mathbf{A}^T \cdot \mathbf{A}$  in the normal equations 15.4.10 is degenerate.) *However*, if we add any multiple  $\lambda$  times a nondegenerate quadratic form  $\mathcal{B}[\mathbf{u}]$ , for example  $\mathbf{u} \cdot \mathbf{H} \cdot \mathbf{u}$  with  $\mathbf{H}$  a positive definite matrix, then minimization of  $\mathcal{A}[\mathbf{u}] + \lambda \mathcal{B}[\mathbf{u}]$  will lead to a unique solution for  $\mathbf{u}$ . (The sum of two quadratic forms is itself a quadratic form, with the second piece guaranteeing nondegeneracy.)

## 18.4 Inverse Problems and the Use of A Priori Information

Later discussion will be facilitated by some preliminary mention of a couple of mathematical points. Suppose that  $\mathbf{u}$  is an “unknown” vector that we plan to determine by some minimization principle. Let  $\mathcal{A}[\mathbf{u}] > 0$  and  $\mathcal{B}[\mathbf{u}] > 0$  be two positive functionals of  $\mathbf{u}$ , so that we can try to determine  $\mathbf{u}$  by either

$$\text{minimize: } \mathcal{A}[\mathbf{u}] \quad \text{or} \quad \text{minimize: } \mathcal{B}[\mathbf{u}] \quad (18.4.1)$$

(Of course these will generally give different answers for  $\mathbf{u}$ .) As another possibility, now suppose that we want to minimize  $\mathcal{A}[\mathbf{u}]$  subject to the *constraint* that  $\mathcal{B}[\mathbf{u}]$  have some particular value, say  $b$ . The method of Lagrange multipliers gives the variation

$$\frac{\delta}{\delta \mathbf{u}} \{ \mathcal{A}[\mathbf{u}] + \lambda_1 (\mathcal{B}[\mathbf{u}] - b) \} = \frac{\delta}{\delta \mathbf{u}} (\mathcal{A}[\mathbf{u}] + \lambda_1 \mathcal{B}[\mathbf{u}]) = 0 \quad (18.4.2)$$

where  $\lambda_1$  is a Lagrange multiplier. Notice that  $b$  is absent in the second equality, since it doesn't depend on  $\mathbf{u}$ .

Next, suppose that we change our minds and decide to minimize  $\mathcal{B}[\mathbf{u}]$  subject to the constraint that  $\mathcal{A}[\mathbf{u}]$  have a particular value,  $a$ . Instead of equation (18.4.2) we have

$$\frac{\delta}{\delta \mathbf{u}} \{ \mathcal{B}[\mathbf{u}] + \lambda_2 (\mathcal{A}[\mathbf{u}] - a) \} = \frac{\delta}{\delta \mathbf{u}} (\mathcal{B}[\mathbf{u}] + \lambda_2 \mathcal{A}[\mathbf{u}]) = 0 \quad (18.4.3)$$

with, this time,  $\lambda_2$  the Lagrange multiplier. Multiplying equation (18.4.3) by the constant  $1/\lambda_2$ , and identifying  $1/\lambda_2$  with  $\lambda_1$ , we see that the actual variations are exactly the same in the two cases. Both cases will yield the same one-parameter family of solutions, say,  $\mathbf{u}(\lambda_1)$ . As  $\lambda_1$  varies from 0 to  $\infty$ , the solution  $\mathbf{u}(\lambda_1)$  varies along a so-called *trade-off curve* between the problem of minimizing  $\mathcal{A}$  and the problem of minimizing  $\mathcal{B}$ . Any solution along this curve can equally well be thought of as either (i) a minimization of  $\mathcal{A}$  for some constrained value of  $\mathcal{B}$ , or (ii) a minimization of  $\mathcal{B}$  for some constrained value of  $\mathcal{A}$ , or (iii) a weighted minimization of the sum  $\mathcal{A} + \lambda_1 \mathcal{B}$ .

The second preliminary point has to do with *degenerate* minimization principles. In the example above, now suppose that  $\mathcal{A}[\mathbf{u}]$  has the particular form

$$\mathcal{A}[\mathbf{u}] = |\mathbf{A} \cdot \mathbf{u} - \mathbf{c}|^2 \quad (18.4.4)$$

for some matrix  $\mathbf{A}$  and vector  $\mathbf{c}$ . If  $\mathbf{A}$  has fewer rows than columns, or if  $\mathbf{A}$  is square but degenerate (has a nontrivial nullspace, see §2.6, especially Figure 2.6.1), then minimizing  $\mathcal{A}[\mathbf{u}]$  will *not* give a unique solution for  $\mathbf{u}$ . (To see why, review §15.4, and note that for a “design matrix”  $\mathbf{A}$  with fewer rows than columns, the matrix  $\mathbf{A}^T \cdot \mathbf{A}$  in the normal equations 15.4.10 is degenerate.) *However*, if we add any multiple  $\lambda$  times a nondegenerate quadratic form  $\mathcal{B}[\mathbf{u}]$ , for example  $\mathbf{u} \cdot \mathbf{H} \cdot \mathbf{u}$  with  $\mathbf{H}$  a positive definite matrix, then minimization of  $\mathcal{A}[\mathbf{u}] + \lambda \mathcal{B}[\mathbf{u}]$  will lead to a unique solution for  $\mathbf{u}$ . (The sum of two quadratic forms is itself a quadratic form, with the second piece guaranteeing nondegeneracy.)

We can combine these two points, for this conclusion: When a quadratic minimization principle is combined with a quadratic constraint, and both are positive, only *one* of the two need be nondegenerate for the overall problem to be well-posed. We are now equipped to face the subject of inverse problems.

### The Inverse Problem with Zeroth-Order Regularization

Suppose that  $u(x)$  is some unknown or underlying ( $u$  stands for both unknown and underlying!) physical process, which we hope to determine by a set of  $N$  measurements  $c_i$ ,  $i = 1, 2, \dots, N$ . The relation between  $u(x)$  and the  $c_i$ 's is that each  $c_i$  measures a (hopefully distinct) aspect of  $u(x)$  through its own linear response kernel  $r_i$ , and with its own measurement error  $n_i$ . In other words,

$$c_i \equiv s_i + n_i = \int r_i(x)u(x)dx + n_i \quad (18.4.5)$$

(compare this to equations 13.3.1 and 13.3.2). Within the assumption of linearity, this is quite a general formulation. The  $c_i$ 's might approximate values of  $u(x)$  at certain locations  $x_i$ , in which case  $r_i(x)$  would have the form of a more or less narrow instrumental response centered around  $x = x_i$ . Or, the  $c_i$ 's might "live" in an entirely different function space from  $u(x)$ , measuring different Fourier components of  $u(x)$  for example.

The *inverse problem* is, given the  $c_i$ 's, the  $r_i(x)$ 's, and perhaps some information about the errors  $n_i$  such as their covariance matrix

$$S_{ij} \equiv \text{Covar}[n_i, n_j] \quad (18.4.6)$$

how do we find a good statistical estimator of  $u(x)$ , call it  $\hat{u}(x)$ ?

It should be obvious that this is an ill-posed problem. After all, how can we reconstruct a whole function  $\hat{u}(x)$  from only a finite number of discrete values  $c_i$ ? Yet, whether formally or informally, we do this all the time in science. We routinely measure "enough points" and then "draw a curve through them." In doing so, we are making some assumptions, either about the underlying function  $u(x)$ , or about the nature of the response functions  $r_i(x)$ , or both. Our purpose now is to formalize these assumptions, and to extend our abilities to cases where the measurements and underlying function live in quite different function spaces. (How do you "draw a curve" through a scattering of Fourier coefficients?)

We can't really want every point  $x$  of the function  $\hat{u}(x)$ . We do want some large number  $M$  of discrete points  $x_\mu$ ,  $\mu = 1, 2, \dots, M$ , where  $M$  is sufficiently large, and the  $x_\mu$ 's are sufficiently evenly spaced, that neither  $u(x)$  nor  $r_i(x)$  varies much between any  $x_\mu$  and  $x_{\mu+1}$ . (Here and following we will use Greek letters like  $\mu$  to denote values in the space of the underlying process, and Roman letters like  $i$  to denote values of immediate observables.) For such a dense set of  $x_\mu$ 's, we can replace equation (18.4.5) by a quadrature like

$$c_i = \sum_{\mu} R_{i\mu}u(x_\mu) + n_i \quad (18.4.7)$$

where the  $N \times M$  matrix  $\mathbf{R}$  has components

$$R_{i\mu} \equiv r_i(x_\mu)(x_{\mu+1} - x_{\mu-1})/2 \quad (18.4.8)$$

(or any other simple quadrature — it rarely matters which). We will view equations (18.4.5) and (18.4.7) as being equivalent for practical purposes.

How do you solve a set of equations like equation (18.4.7) for the unknown  $u(x_\mu)$ 's? Here is a bad way, but one that contains the germ of some correct ideas: Form a  $\chi^2$  measure of how well a model  $\hat{u}(x)$  agrees with the measured data,

$$\begin{aligned} \chi^2 &= \sum_{i=1}^N \sum_{j=1}^N \left[ c_i - \sum_{\mu=1}^M R_{i\mu} \hat{u}(x_\mu) \right] S_{ij}^{-1} \left[ c_j - \sum_{\mu=1}^M R_{j\mu} \hat{u}(x_\mu) \right] \\ &\approx \sum_{i=1}^N \left[ \frac{c_i - \sum_{\mu=1}^M R_{i\mu} \hat{u}(x_\mu)}{\sigma_i} \right]^2 \end{aligned} \quad (18.4.9)$$

(compare with equation 15.1.5). Here  $\mathbf{S}^{-1}$  is the inverse of the covariance matrix, and the approximate equality holds if you can neglect the off-diagonal covariances, with  $\sigma_i \equiv (\text{Covar}[i, i])^{1/2}$ .

Now you can use the method of singular value decomposition (SVD) in §15.4 to find the vector  $\hat{\mathbf{u}}$  that minimizes equation (18.4.9). Don't try to use the method of normal equations; since  $M$  is greater than  $N$  they will be singular, as we already discussed. The SVD process will thus surely find a large number of zero singular values, indicative of a highly non-unique solution. Among the infinity of degenerate solutions (most of them badly behaved with arbitrarily large  $\hat{u}(x_\mu)$ 's) SVD will select the one with smallest  $|\hat{\mathbf{u}}|$  in the sense of

$$\sum_{\mu} [\hat{u}(x_\mu)]^2 \quad \text{a minimum} \quad (18.4.10)$$

(look at Figure 2.6.1). This solution is often called the *principal solution*. It is a limiting case of what is called *zeroth-order regularization*, corresponding to minimizing the sum of the two positive functionals

$$\text{minimize: } \chi^2[\hat{\mathbf{u}}] + \lambda(\hat{\mathbf{u}} \cdot \hat{\mathbf{u}}) \quad (18.4.11)$$

in the limit of small  $\lambda$ . Below, we will learn how to do such minimizations, as well as more general ones, without the *ad hoc* use of SVD.

What happens if we determine  $\hat{\mathbf{u}}$  by equation (18.4.11) with a non-infinitesimal value of  $\lambda$ ? First, note that if  $M \gg N$  (many more unknowns than equations), then  $\mathbf{u}$  will often have enough freedom to be able to make  $\chi^2$  (equation 18.4.9) quite unrealistically small, if not zero. In the language of §15.1, the number of degrees of freedom  $\nu = N - M$ , which is approximately the expected value of  $\chi^2$  when  $\nu$  is large, is being driven down to zero (and, not meaningfully, beyond). Yet, we know that for the *true* underlying function  $u(x)$ , which has no adjustable parameters, the number of degrees of freedom and the expected value of  $\chi^2$  should be about  $\nu \approx N$ .

Increasing  $\lambda$  pulls the solution away from minimizing  $\chi^2$  in favor of minimizing  $\hat{\mathbf{u}} \cdot \hat{\mathbf{u}}$ . From the preliminary discussion above, we can view this as minimizing  $\hat{\mathbf{u}} \cdot \hat{\mathbf{u}}$  subject to the *constraint* that  $\chi^2$  have some constant nonzero value. A popular choice, in fact, is to find that value of  $\lambda$  which yields  $\chi^2 = N$ , that is, to get about as much extra regularization as a plausible value of  $\chi^2$  dictates. The resulting  $\hat{u}(x)$  is called *the solution of the inverse problem with zeroth-order regularization*.

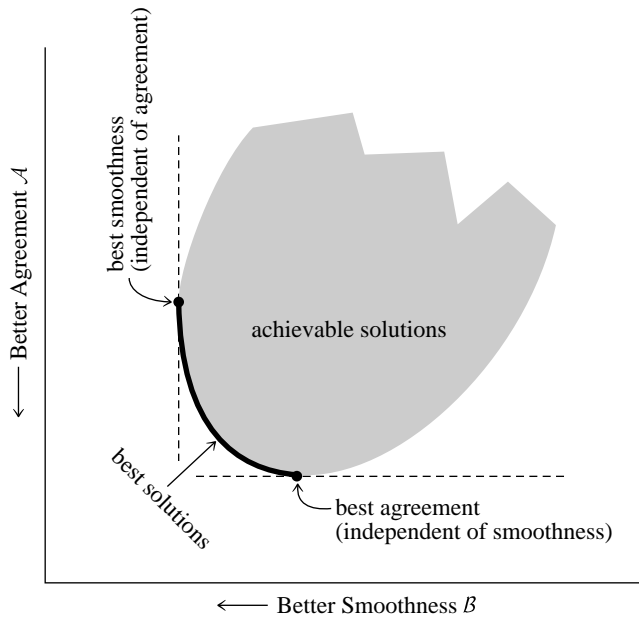


Figure 18.4.1. Almost all inverse problem methods involve a trade-off between two optimizations: agreement between data and solution, or “sharpness” of mapping between true and estimated solution (here denoted  $\mathcal{A}$ ), and smoothness or stability of the solution (here denoted  $\mathcal{B}$ ). Among all possible solutions, shown here schematically as the shaded region, those on the boundary connecting the unconstrained minimum of  $\mathcal{A}$  and the unconstrained minimum of  $\mathcal{B}$  are the “best” solutions, in the sense that every other solution is dominated by at least one solution on the curve.

The value  $N$  is actually a surrogate for any value drawn from a Gaussian distribution with mean  $N$  and standard deviation  $(2N)^{1/2}$  (the asymptotic  $\chi^2$  distribution). One might equally plausibly try two values of  $\lambda$ , one giving  $\chi^2 = N + (2N)^{1/2}$ , the other  $N - (2N)^{1/2}$ .

Zeroth-order regularization, though dominated by better methods, demonstrates most of the basic ideas that are used in inverse problem theory. In general, there are two positive functionals, call them  $\mathcal{A}$  and  $\mathcal{B}$ . The first,  $\mathcal{A}$ , measures something like the agreement of a model to the data (e.g.,  $\chi^2$ ), or sometimes a related quantity like the “sharpness” of the mapping between the solution and the underlying function. When  $\mathcal{A}$  by itself is minimized, the agreement or sharpness becomes very good (often impossibly good), but the solution becomes unstable, wildly oscillating, or in other ways unrealistic, reflecting that  $\mathcal{A}$  alone typically defines a highly degenerate minimization problem.

That is where  $\mathcal{B}$  comes in. It measures something like the “smoothness” of the desired solution, or sometimes a related quantity that parametrizes the stability of the solution with respect to variations in the data, or sometimes a quantity reflecting *a priori* judgments about the likelihood of a solution.  $\mathcal{B}$  is called the *stabilizing functional* or *regularizing operator*. In any case, minimizing  $\mathcal{B}$  by itself is supposed to give a solution that is “smooth” or “stable” or “likely” — and that has nothing at all to do with the measured data.



The single central idea in inverse theory is the prescription

$$\text{minimize: } \mathcal{A} + \lambda\mathcal{B} \quad (18.4.12)$$

for various values of  $0 < \lambda < \infty$  along the so-called trade-off curve (see Figure 18.4.1), and then to settle on a “best” value of  $\lambda$  by one or another criterion, ranging from fairly objective (e.g., making  $\chi^2 = N$ ) to entirely subjective. Successful methods, several of which we will now describe, differ as to their choices of  $\mathcal{A}$  and  $\mathcal{B}$ , as to whether the prescription (18.4.12) yields linear or nonlinear equations, as to their recommended method for selecting a final  $\lambda$ , and as to their practicality for computer-intensive two-dimensional problems like image processing.

They also differ as to the philosophical baggage that they (or rather, their proponents) carry. We have thus far avoided the word “Bayesian.” (Courts have consistently held that academic license does not extend to shouting “Bayesian” in a crowded lecture hall.) But it is hard, nor have we any wish, to disguise the fact that  $\mathcal{B}$  has something to do with *a priori* expectation, or knowledge, of a solution, while  $\mathcal{A}$  has something to do with *a posteriori* knowledge. The constant  $\lambda$  adjudicates a delicate compromise between the two. Some inverse methods have acquired a more Bayesian stamp than others, but we think that this is purely an accident of history. An outsider looking only at the equations that are actually solved, and not at the accompanying philosophical justifications, would have a difficult time separating the so-called Bayesian methods from the so-called empirical ones, we think.

The next three sections discuss three different approaches to the problem of inversion, which have had considerable success in different fields. All three fit within the general framework that we have outlined, but they are quite different in detail and in implementation.

#### CITED REFERENCES AND FURTHER READING:

- Craig, I.J.D., and Brown, J.C. 1986, *Inverse Problems in Astronomy* (Bristol, U.K.: Adam Hilger).  
 Twomey, S. 1977, *Introduction to the Mathematics of Inversion in Remote Sensing and Indirect Measurements* (Amsterdam: Elsevier).  
 Tikhonov, A.N., and Arsenin, V.Y. 1977, *Solutions of Ill-Posed Problems* (New York: Wiley).  
 Tikhonov, A.N., and Goncharsky, A.V. (eds.) 1987, *Ill-Posed Problems in the Natural Sciences* (Moscow: MIR).  
 Parker, R.L. 1977, *Annual Review of Earth and Planetary Science*, vol. 5, pp. 35–64.  
 Frieden, B.R. 1975, in *Picture Processing and Digital Filtering*, T.S. Huang, ed. (New York: Springer-Verlag).  
 Tarantola, A. 1987, *Inverse Problem Theory* (Amsterdam: Elsevier).  
 Baumeister, J. 1987, *Stable Solution of Inverse Problems* (Braunschweig, Germany: Friedr. Vieweg & Sohn) [mathematically oriented].  
 Titterton, D.M. 1985, *Astronomy and Astrophysics*, vol. 144, pp. 381–387.  
 Jeffrey, W., and Rosner, R. 1986, *Astrophysical Journal*, vol. 310, pp. 463–472.

## 18.5 Linear Regularization Methods

What we will call *linear regularization* is also called the *Phillips-Twomey method* [1,2], the *constrained linear inversion method* [3], the *method of regularization* [4], and *Tikhonov-Miller regularization* [5-7]. (It probably has other names also,

The single central idea in inverse theory is the prescription

$$\text{minimize: } \mathcal{A} + \lambda \mathcal{B} \quad (18.4.12)$$

for various values of  $0 < \lambda < \infty$  along the so-called trade-off curve (see Figure 18.4.1), and then to settle on a “best” value of  $\lambda$  by one or another criterion, ranging from fairly objective (e.g., making  $\chi^2 = N$ ) to entirely subjective. Successful methods, several of which we will now describe, differ as to their choices of  $\mathcal{A}$  and  $\mathcal{B}$ , as to whether the prescription (18.4.12) yields linear or nonlinear equations, as to their recommended method for selecting a final  $\lambda$ , and as to their practicality for computer-intensive two-dimensional problems like image processing.

They also differ as to the philosophical baggage that they (or rather, their proponents) carry. We have thus far avoided the word “Bayesian.” (Courts have consistently held that academic license does not extend to shouting “Bayesian” in a crowded lecture hall.) But it is hard, nor have we any wish, to disguise the fact that  $\mathcal{B}$  has something to do with *a priori* expectation, or knowledge, of a solution, while  $\mathcal{A}$  has something to do with *a posteriori* knowledge. The constant  $\lambda$  adjudicates a delicate compromise between the two. Some inverse methods have acquired a more Bayesian stamp than others, but we think that this is purely an accident of history. An outsider looking only at the equations that are actually solved, and not at the accompanying philosophical justifications, would have a difficult time separating the so-called Bayesian methods from the so-called empirical ones, we think.

The next three sections discuss three different approaches to the problem of inversion, which have had considerable success in different fields. All three fit within the general framework that we have outlined, but they are quite different in detail and in implementation.

#### CITED REFERENCES AND FURTHER READING:

- Craig, I.J.D., and Brown, J.C. 1986, *Inverse Problems in Astronomy* (Bristol, U.K.: Adam Hilger).  
 Twomey, S. 1977, *Introduction to the Mathematics of Inversion in Remote Sensing and Indirect Measurements* (Amsterdam: Elsevier).  
 Tikhonov, A.N., and Arsenin, V.Y. 1977, *Solutions of Ill-Posed Problems* (New York: Wiley).  
 Tikhonov, A.N., and Goncharsky, A.V. (eds.) 1987, *Ill-Posed Problems in the Natural Sciences* (Moscow: MIR).  
 Parker, R.L. 1977, *Annual Review of Earth and Planetary Science*, vol. 5, pp. 35–64.  
 Frieden, B.R. 1975, in *Picture Processing and Digital Filtering*, T.S. Huang, ed. (New York: Springer-Verlag).  
 Tarantola, A. 1987, *Inverse Problem Theory* (Amsterdam: Elsevier).  
 Baumeister, J. 1987, *Stable Solution of Inverse Problems* (Braunschweig, Germany: Friedr. Vieweg & Sohn) [mathematically oriented].  
 Titterton, D.M. 1985, *Astronomy and Astrophysics*, vol. 144, pp. 381–387.  
 Jeffrey, W., and Rosner, R. 1986, *Astrophysical Journal*, vol. 310, pp. 463–472.

## 18.5 Linear Regularization Methods

What we will call *linear regularization* is also called the *Phillips-Twomey method* [1,2], the *constrained linear inversion method* [3], the *method of regularization* [4], and *Tikhonov-Miller regularization* [5-7]. (It probably has other names also,

since it is so obviously a good idea.) In its simplest form, the method is an immediate generalization of zeroth-order regularization (equation 18.4.11, above). As before, the functional  $\mathcal{A}$  is taken to be the  $\chi^2$  deviation, equation (18.4.9), but the functional  $\mathcal{B}$  is replaced by more sophisticated measures of smoothness that derive from first or higher derivatives.

For example, suppose that your *a priori* belief is that a credible  $u(x)$  is not too different from a constant. Then a reasonable functional to minimize is

$$\mathcal{B} \propto \int [\hat{u}'(x)]^2 dx \propto \sum_{\mu=1}^{M-1} [\hat{u}_\mu - \hat{u}_{\mu+1}]^2 \tag{18.5.1}$$

since it is nonnegative and equal to zero only when  $\hat{u}(x)$  is constant. Here  $\hat{u}_\mu \equiv \hat{u}(x_\mu)$ , and the second equality (proportionality) assumes that the  $x_\mu$ 's are uniformly spaced. We can write the second form of  $\mathcal{B}$  as

$$\mathcal{B} = |\mathbf{B} \cdot \hat{\mathbf{u}}|^2 = \hat{\mathbf{u}} \cdot (\mathbf{B}^T \cdot \mathbf{B}) \cdot \hat{\mathbf{u}} \equiv \hat{\mathbf{u}} \cdot \mathbf{H} \cdot \hat{\mathbf{u}} \tag{18.5.2}$$

where  $\hat{\mathbf{u}}$  is the vector of components  $\hat{u}_\mu$ ,  $\mu = 1, \dots, M$ ,  $\mathbf{B}$  is the  $(M - 1) \times M$  first difference matrix

$$\mathbf{B} = \begin{pmatrix} -1 & 1 & 0 & 0 & 0 & 0 & 0 & \dots & 0 \\ 0 & -1 & 1 & 0 & 0 & 0 & 0 & \dots & 0 \\ \vdots & & & \ddots & & & & & \vdots \\ 0 & \dots & 0 & 0 & 0 & 0 & -1 & 1 & 0 \\ 0 & \dots & 0 & 0 & 0 & 0 & 0 & -1 & 1 \end{pmatrix} \tag{18.5.3}$$

and  $\mathbf{H}$  is the  $M \times M$  matrix

$$\mathbf{H} = \mathbf{B}^T \cdot \mathbf{B} = \begin{pmatrix} 1 & -1 & 0 & 0 & 0 & 0 & 0 & \dots & 0 \\ -1 & 2 & -1 & 0 & 0 & 0 & 0 & \dots & 0 \\ 0 & -1 & 2 & -1 & 0 & 0 & 0 & \dots & 0 \\ \vdots & & & \ddots & & & & & \vdots \\ 0 & \dots & 0 & 0 & 0 & -1 & 2 & -1 & 0 \\ 0 & \dots & 0 & 0 & 0 & 0 & -1 & 2 & -1 \\ 0 & \dots & 0 & 0 & 0 & 0 & 0 & -1 & 1 \end{pmatrix} \tag{18.5.4}$$

Note that  $\mathbf{B}$  has one fewer row than column. It follows that the symmetric  $\mathbf{H}$  is degenerate; it has exactly one zero eigenvalue corresponding to the *value* of a constant function, any one of which makes  $\mathcal{B}$  exactly zero.

If, just as in §15.4, we write

$$A_{i\mu} \equiv R_{i\mu}/\sigma_i \quad b_i \equiv c_i/\sigma_i \tag{18.5.5}$$

then, using equation (18.4.9), the minimization principle (18.4.12) is

$$\text{minimize: } \mathcal{A} + \lambda\mathcal{B} = |\mathbf{A} \cdot \hat{\mathbf{u}} - \mathbf{b}|^2 + \lambda \hat{\mathbf{u}} \cdot \mathbf{H} \cdot \hat{\mathbf{u}} \tag{18.5.6}$$

This can readily be reduced to a linear set of *normal equations*, just as in §15.4: The components  $\hat{u}_\mu$  of the solution satisfy the set of  $M$  equations in  $M$  unknowns,

$$\sum_{\rho} \left[ \left( \sum_i A_{i\mu} A_{i\rho} \right) + \lambda H_{\mu\rho} \right] \hat{u}_\rho = \sum_i A_{i\mu} b_i \quad \mu = 1, 2, \dots, M \tag{18.5.7}$$

Sample page from NUMERICAL RECIPES IN C: THE ART OF SCIENTIFIC COMPUTING (ISBN 0-521-43108-5)  
 Copyright (C) 1988-1992 by Cambridge University Press. Programs Copyright (C) 1988-1992 by Numerical Recipes Software.  
 Permission is granted for internet users to make one paper copy for their own personal use. Further reproduction, or any copying of machine-readable files (including this one), to any server computer, is strictly prohibited. To order Numerical Recipes books or CDROMs, visit website <http://www.nr.com> or call 1-800-872-7423 (North America only), or send email to [directcustserv@cambridge.org](mailto:directcustserv@cambridge.org) (outside North America).

or, in vector notation,

$$(\mathbf{A}^T \cdot \mathbf{A} + \lambda \mathbf{H}) \cdot \hat{\mathbf{u}} = \mathbf{A}^T \cdot \mathbf{b} \quad (18.5.8)$$

Equations (18.5.7) or (18.5.8) can be solved by the standard techniques of Chapter 2, e.g., *LU* decomposition. The usual warnings about normal equations being ill-conditioned do not apply, since the whole purpose of the  $\lambda$  term is to cure that same ill-conditioning. Note, however, that the  $\lambda$  term *by itself* is ill-conditioned, since it does not select a preferred constant value. You hope your data can at least do *that!*

Although inversion of the matrix  $(\mathbf{A}^T \cdot \mathbf{A} + \lambda \mathbf{H})$  is not generally the best way to solve for  $\hat{\mathbf{u}}$ , let us digress to write the solution to equation (18.5.8) schematically as

$$\hat{\mathbf{u}} = \left( \frac{1}{\mathbf{A}^T \cdot \mathbf{A} + \lambda \mathbf{H}} \cdot \mathbf{A}^T \cdot \mathbf{A} \right) \mathbf{A}^{-1} \cdot \mathbf{b} \quad (\text{schematic only!}) \quad (18.5.9)$$

where the identity matrix in the form  $\mathbf{A} \cdot \mathbf{A}^{-1}$  has been inserted. This is schematic not only because the matrix inverse is fancifully written as a denominator, but also because, in general, the inverse matrix  $\mathbf{A}^{-1}$  does not exist. However, it is illuminating to compare equation (18.5.9) with equation (13.3.6) for optimal or Wiener filtering, or with equation (13.6.6) for general linear prediction. One sees that  $\mathbf{A}^T \cdot \mathbf{A}$  plays the role of  $S^2$ , the signal power or autocorrelation, while  $\lambda \mathbf{H}$  plays the role of  $N^2$ , the noise power or autocorrelation. The term in parentheses in equation (18.5.9) is something like an optimal filter, whose effect is to pass the ill-posed inverse  $\mathbf{A}^{-1} \cdot \mathbf{b}$  through unmodified when  $\mathbf{A}^T \cdot \mathbf{A}$  is sufficiently large, but to suppress it when  $\mathbf{A}^T \cdot \mathbf{A}$  is small.

The above choices of  $\mathbf{B}$  and  $\mathbf{H}$  are only the simplest in an obvious sequence of derivatives. If your *a priori* belief is that a *linear* function is a good approximation to  $u(x)$ , then minimize

$$\mathcal{B} \propto \int [\hat{u}''(x)]^2 dx \propto \sum_{\mu=1}^{M-2} [-\hat{u}_{\mu} + 2\hat{u}_{\mu+1} - \hat{u}_{\mu+2}]^2 \quad (18.5.10)$$

implying

$$\mathbf{B} = \begin{pmatrix} -1 & 2 & -1 & 0 & 0 & 0 & 0 & \cdots & 0 \\ 0 & -1 & 2 & -1 & 0 & 0 & 0 & \cdots & 0 \\ \vdots & & & & \ddots & & & & \vdots \\ 0 & \cdots & 0 & 0 & 0 & -1 & 2 & -1 & 0 \\ 0 & \cdots & 0 & 0 & 0 & 0 & -1 & 2 & -1 \end{pmatrix} \quad (18.5.11)$$

and

$$\mathbf{H} = \mathbf{B}^T \cdot \mathbf{B} = \begin{pmatrix} 1 & -2 & 1 & 0 & 0 & 0 & 0 & \cdots & 0 \\ -2 & 5 & -4 & 1 & 0 & 0 & 0 & \cdots & 0 \\ 1 & -4 & 6 & -4 & 1 & 0 & 0 & \cdots & 0 \\ 0 & 1 & -4 & 6 & -4 & 1 & 0 & \cdots & 0 \\ \vdots & & & & \ddots & & & & \vdots \\ 0 & \cdots & 0 & 1 & -4 & 6 & -4 & 1 & 0 \\ 0 & \cdots & 0 & 0 & 1 & -4 & 6 & -4 & 1 \\ 0 & \cdots & 0 & 0 & 0 & 1 & -4 & 5 & -2 \\ 0 & \cdots & 0 & 0 & 0 & 0 & 1 & -2 & 1 \end{pmatrix} \quad (18.5.12)$$

This  $\mathbf{H}$  has two zero eigenvalues, corresponding to the two undetermined parameters of a linear function.

If your *a priori* belief is that a *quadratic* function is preferable, then minimize

$$\mathcal{B} \propto \int [\hat{u}'''(x)]^2 dx \propto \sum_{\mu=1}^{M-3} [-\hat{u}_\mu + 3\hat{u}_{\mu+1} - 3\hat{u}_{\mu+2} + \hat{u}_{\mu+3}]^2 \quad (18.5.13)$$

with

$$\mathbf{B} = \begin{pmatrix} -1 & 3 & -3 & 1 & 0 & 0 & 0 & \cdots & 0 \\ 0 & -1 & 3 & -3 & 1 & 0 & 0 & \cdots & 0 \\ \vdots & & & & \ddots & & & & \vdots \\ 0 & \cdots & 0 & 0 & -1 & 3 & -3 & 1 & 0 \\ 0 & \cdots & 0 & 0 & 0 & -1 & 3 & -3 & 1 \end{pmatrix} \quad (18.5.14)$$

and now

$$\mathbf{H} = \begin{pmatrix} 1 & -3 & 3 & -1 & 0 & 0 & 0 & 0 & 0 & \cdots & 0 \\ -3 & 10 & -12 & 6 & -1 & 0 & 0 & 0 & 0 & \cdots & 0 \\ 3 & -12 & 19 & -15 & 6 & -1 & 0 & 0 & 0 & \cdots & 0 \\ -1 & 6 & -15 & 20 & -15 & 6 & -1 & 0 & 0 & \cdots & 0 \\ 0 & -1 & 6 & -15 & 20 & -15 & 6 & -1 & 0 & \cdots & 0 \\ \vdots & & & & \ddots & & & & & & \vdots \\ 0 & \cdots & 0 & -1 & 6 & -15 & 20 & -15 & 6 & -1 & 0 \\ 0 & \cdots & 0 & 0 & -1 & 6 & -15 & 20 & -15 & 6 & -1 \\ 0 & \cdots & 0 & 0 & 0 & -1 & 6 & -15 & 19 & -12 & 3 \\ 0 & \cdots & 0 & 0 & 0 & 0 & -1 & 6 & -12 & 10 & -3 \\ 0 & \cdots & 0 & 0 & 0 & 0 & 0 & -1 & 3 & -3 & 1 \end{pmatrix} \quad (18.5.15)$$

(We'll leave the calculation of cubics and above to the compulsive reader.)

Notice that you can regularize with “closeness to a differential equation,” if you want. Just pick  $\mathbf{B}$  to be the appropriate sum of finite-difference operators (the coefficients can depend on  $x$ ), and calculate  $\mathbf{H} = \mathbf{B}^T \cdot \mathbf{B}$ . You don't need to know the values of your boundary conditions, since  $\mathbf{B}$  can have fewer rows than columns, as above; hopefully, your data will determine them. Of course, if you do know some boundary conditions, you can build these into  $\mathbf{B}$  too.

With all the proportionality signs above, you may have lost track of what actual value of  $\lambda$  to try first. A simple trick for at least getting “on the map” is to first try

$$\lambda = \text{Tr}(\mathbf{A}^T \cdot \mathbf{A}) / \text{Tr}(\mathbf{H}) \quad (18.5.16)$$

where  $\text{Tr}$  is the trace of the matrix (sum of diagonal components). This choice will tend to make the two parts of the minimization have comparable weights, and you can adjust from there.

As for what is the “correct” value of  $\lambda$ , an objective criterion, if you know your errors  $\sigma_i$  with reasonable accuracy, is to make  $\chi^2$  (that is,  $|\mathbf{A} \cdot \hat{\mathbf{u}} - \mathbf{b}|^2$ ) equal to  $N$ , the number of measurements. We remarked above on the twin acceptable choices  $N \pm (2N)^{1/2}$ . A subjective criterion is to pick any value that you like in the

Sample page from NUMERICAL RECIPES IN C: THE ART OF SCIENTIFIC COMPUTING (ISBN 0-521-43108-5)  
 Copyright (C) 1988-1992 by Cambridge University Press. Programs Copyright (C) 1988-1992 by Numerical Recipes Software.  
 Permission is granted for internet users to make one paper copy for their own personal use. Further reproduction, or any copying of machine-readable files (including this one), to any server computer, is strictly prohibited. To order Numerical Recipes books or CDROMs, visit website <http://www.nr.com> or call 1-800-872-7423 (North America only), or send email to [directcustserv@cambridge.org](mailto:directcustserv@cambridge.org) (outside North America).

range  $0 < \lambda < \infty$ , depending on your relative degree of belief in the *a priori* and *a posteriori* evidence. (Yes, people actually do that. Don't blame us.)

### Two-Dimensional Problems and Iterative Methods

Up to now our notation has been indicative of a one-dimensional problem, finding  $\hat{u}(x)$  or  $\hat{u}_\mu = \hat{u}(x_\mu)$ . However, all of the discussion easily generalizes to the problem of estimating a two-dimensional set of unknowns  $\hat{u}_{\mu\kappa}$ ,  $\mu = 1, \dots, M$ ,  $\kappa = 1, \dots, K$ , corresponding, say, to the pixel intensities of a measured image. In this case, equation (18.5.8) is still the one we want to solve.

In image processing, it is usual to have the same number of input pixels in a measured “raw” or “dirty” image as desired “clean” pixels in the processed output image, so the matrices  $\mathbf{R}$  and  $\mathbf{A}$  (equation 18.5.5) are square and of size  $MK \times MK$ .  $\mathbf{A}$  is typically much too large to represent as a full matrix, but often it is either (i) sparse, with coefficients blurring an underlying pixel  $(i, j)$  only into measurements  $(i \pm \text{few}, j \pm \text{few})$ , or (ii) translationally invariant, so that  $A_{(i,j)(\mu,\nu)} = A(i - \mu, j - \nu)$ . Both of these situations lead to tractable problems.

In the case of translational invariance, fast Fourier transforms (FFTs) are the obvious method of choice. The general linear relation between underlying function and measured values (18.4.7) now becomes a discrete convolution like equation (13.1.1). If  $\mathbf{k}$  denotes a two-dimensional wave-vector, then the two-dimensional FFT takes us back and forth between the transform pairs

$$A(i - \mu, j - \nu) \iff \tilde{\mathbf{A}}(\mathbf{k}) \quad b_{(i,j)} \iff \tilde{b}(\mathbf{k}) \quad \hat{u}_{(i,j)} \iff \tilde{u}(\mathbf{k}) \quad (18.5.17)$$

We also need a regularization or smoothing operator  $\mathbf{B}$  and the derived  $\mathbf{H} = \mathbf{B}^T \cdot \mathbf{B}$ . One popular choice for  $\mathbf{B}$  is the five-point finite-difference approximation of the Laplacian operator, that is, the difference between the value of each point and the average of its four Cartesian neighbors. In Fourier space, this choice implies,

$$\begin{aligned} \tilde{B}(\mathbf{k}) &\propto \sin^2(\pi k_1/M) \sin^2(\pi k_2/K) \\ \tilde{H}(\mathbf{k}) &\propto \sin^4(\pi k_1/M) \sin^4(\pi k_2/K) \end{aligned} \quad (18.5.18)$$

In Fourier space, equation (18.5.7) is merely algebraic, with solution

$$\tilde{u}(\mathbf{k}) = \frac{\tilde{A}^*(\mathbf{k})\tilde{b}(\mathbf{k})}{|\tilde{A}(\mathbf{k})|^2 + \lambda\tilde{H}(\mathbf{k})} \quad (18.5.19)$$

where asterisk denotes complex conjugation. You can make use of the FFT routines for real data in §12.5.

Turn now to the case where  $\mathbf{A}$  is not translationally invariant. Direct solution of (18.5.8) is now hopeless, since the matrix  $\mathbf{A}$  is just too large. We need some kind of iterative scheme.

One way to proceed is to use the full machinery of the conjugate gradient method in §10.6 to find the minimum of  $\mathcal{A} + \lambda\mathcal{B}$ , equation (18.5.6). Of the various methods in Chapter 10, conjugate gradient is the unique best choice because (i) it does not require storage of a Hessian matrix, which would be infeasible here,

and (ii) it does exploit gradient information, which we can readily compute: The gradient of equation (18.5.6) is

$$\nabla(\mathcal{A} + \lambda\mathcal{B}) = 2[(\mathbf{A}^T \cdot \mathbf{A} + \lambda\mathbf{H}) \cdot \hat{\mathbf{u}} - \mathbf{A}^T \cdot \mathbf{b}] \quad (18.5.20)$$

(cf. 18.5.8). Evaluation of both the function and the gradient should of course take advantage of the sparsity of  $\mathbf{A}$ , for example via the routines `sprsx` and `sprstx` in §2.7. We will discuss the conjugate gradient technique further in §18.7, in the context of the (nonlinear) maximum entropy method. Some of that discussion can apply here as well.

The conjugate gradient method notwithstanding, application of the unsophisticated steepest descent method (see §10.6) can sometimes produce useful results, particularly when combined with projections onto convex sets (see below). If the solution after  $k$  iterations is denoted  $\hat{\mathbf{u}}^{(k)}$ , then after  $k + 1$  iterations we have

$$\hat{\mathbf{u}}^{(k+1)} = [\mathbf{1} - \epsilon(\mathbf{A}^T \cdot \mathbf{A} + \lambda\mathbf{H})] \cdot \hat{\mathbf{u}}^{(k)} + \epsilon\mathbf{A}^T \cdot \mathbf{b} \quad (18.5.21)$$

Here  $\epsilon$  is a parameter that dictates how far to move in the downhill gradient direction. The method converges when  $\epsilon$  is small enough, in particular satisfying

$$0 < \epsilon < \frac{2}{\max \text{eigenvalue}(\mathbf{A}^T \cdot \mathbf{A} + \lambda\mathbf{H})} \quad (18.5.22)$$

There exist complicated schemes for finding optimal values or sequences for  $\epsilon$ , see [7]; or, one can adopt an experimental approach, evaluating (18.5.6) to be sure that downhill steps are in fact being taken.

In those image processing problems where the final measure of success is somewhat subjective (e.g., “how good does the picture look?”), iteration (18.5.21) sometimes produces significantly improved images long before convergence is achieved. This probably accounts for much of its use, since its mathematical convergence is extremely slow. In fact, (18.5.21) can be used with  $\mathbf{H} = 0$ , in which case the solution is not regularized at all, and full convergence would be disastrous! This is called *Van Cittert’s method* and goes back to the 1930s. A number of iterations the order of 1000 is not uncommon [7].

### **Deterministic Constraints: Projections onto Convex Sets**

A set of possible underlying functions (or images)  $\{\hat{\mathbf{u}}\}$  is said to be *convex* if, for any two elements  $\hat{\mathbf{u}}_a$  and  $\hat{\mathbf{u}}_b$  in the set, all the linearly interpolated combinations

$$(1 - \eta)\hat{\mathbf{u}}_a + \eta\hat{\mathbf{u}}_b \quad 0 \leq \eta \leq 1 \quad (18.5.23)$$

are also in the set. Many *deterministic constraints* that one might want to impose on the solution  $\hat{\mathbf{u}}$  to an inverse problem in fact define convex sets, for example:

- positivity
- compact support (i.e., zero value outside of a certain region)

- known bounds (i.e.,  $u_L(x) \leq \hat{u}(x) \leq u_U(x)$  for specified functions  $u_L$  and  $u_U$ ).

(In this last case, the bounds might be related to an initial estimate and its error bars, e.g.,  $\hat{u}_0(x) \pm \gamma\sigma(x)$ , where  $\gamma$  is of order 1 or 2.) Notice that these, and similar, constraints can be either in the image space, or in the Fourier transform space, or (in fact) in the space of any linear transformation of  $\hat{\mathbf{u}}$ .

If  $C_i$  is a convex set, then  $\mathcal{P}_i$  is called a *nonexpansive projection operator* onto that set if (i)  $\mathcal{P}_i$  leaves unchanged any  $\hat{\mathbf{u}}$  already in  $C_i$ , and (ii)  $\mathcal{P}_i$  maps any  $\hat{\mathbf{u}}$  outside  $C_i$  to the *closest* element of  $C_i$ , in the sense that

$$|\mathcal{P}_i\hat{\mathbf{u}} - \hat{\mathbf{u}}| \leq |\hat{\mathbf{u}}_a - \hat{\mathbf{u}}| \quad \text{for all } \hat{\mathbf{u}}_a \text{ in } C_i \quad (18.5.24)$$

While this definition sounds complicated, examples are very simple: A nonexpansive projection onto the set of positive  $\hat{\mathbf{u}}$ 's is "set all negative components of  $\hat{\mathbf{u}}$  equal to zero." A nonexpansive projection onto the set of  $\hat{u}(x)$ 's bounded by  $u_L(x) \leq \hat{u}(x) \leq u_U(x)$  is "set all values less than the lower bound equal to that bound, and set all values greater than the upper bound equal to *that* bound." A nonexpansive projection onto functions with compact support is "zero the values outside of the region of support."

The usefulness of these definitions is the following remarkable theorem: Let  $C$  be the intersection of  $m$  convex sets  $C_1, C_2, \dots, C_m$ . Then the iteration

$$\hat{\mathbf{u}}^{(k+1)} = (\mathcal{P}_1\mathcal{P}_2 \cdots \mathcal{P}_m)\hat{\mathbf{u}}^{(k)} \quad (18.5.25)$$

will converge to  $C$  from all starting points, as  $k \rightarrow \infty$ . Also, if  $C$  is empty (there is no intersection), then the iteration will have no limit point. Application of this theorem is called the *method of projections onto convex sets* or sometimes *POCS* [7].

A generalization of the POCS theorem is that the  $\mathcal{P}_i$ 's can be replaced by a set of  $\mathcal{T}_i$ 's,

$$\mathcal{T}_i \equiv \mathbf{1} + \beta_i(\mathcal{P}_i - \mathbf{1}) \quad 0 < \beta_i < 2 \quad (18.5.26)$$

A well-chosen set of  $\beta_i$ 's can accelerate the convergence to the intersection set  $C$ .

Some inverse problems can be completely solved by iteration (18.5.25) alone! For example, a problem that occurs in both astronomical imaging and X-ray diffraction work is to recover an image given only the *modulus* of its Fourier transform (equivalent to its power spectrum or autocorrelation) and not the *phase*. Here three convex sets can be utilized: the set of all images whose Fourier transform has the specified modulus to within specified error bounds; the set of all positive images; and the set of all images with zero intensity outside of some specified region. In this case the POCS iteration (18.5.25) cycles among these three, imposing each constraint in turn; FFTs are used to get in and out of Fourier space each time the Fourier constraint is imposed.

The specific application of POCS to constraints alternately in the spatial and Fourier domains is also known as the *Gerchberg-Saxton* algorithm [8]. While this algorithm is non-expansive, and is frequently convergent in practice, it has not been proved to converge in all cases [9]. In the phase-retrieval problem mentioned above, the algorithm often "gets stuck" on a plateau for many iterations before making sudden, dramatic improvements. As many as  $10^4$  to  $10^5$  iterations are sometimes



necessary. (For “unsticking” procedures, see [10].) The uniqueness of the solution is also not well understood, although for two-dimensional images of reasonable complexity it is believed to be unique.

Deterministic constraints can be incorporated, via projection operators, into iterative methods of linear regularization. In particular, rearranging terms somewhat, we can write the iteration (18.5.21) as

$$\hat{\mathbf{u}}^{(k+1)} = (\mathbf{1} - \epsilon\lambda\mathbf{H}) \cdot \hat{\mathbf{u}}^{(k)} + \epsilon\mathbf{A}^T \cdot (\mathbf{b} - \mathbf{A} \cdot \hat{\mathbf{u}}^{(k)}) \quad (18.5.27)$$

If the iteration is modified by the insertion of projection operators at each step

$$\hat{\mathbf{u}}^{(k+1)} = (\mathcal{P}_1\mathcal{P}_2 \cdots \mathcal{P}_m)[(\mathbf{1} - \epsilon\lambda\mathbf{H}) \cdot \hat{\mathbf{u}}^{(k)} + \epsilon\mathbf{A}^T \cdot (\mathbf{b} - \mathbf{A} \cdot \hat{\mathbf{u}}^{(k)})] \quad (18.5.28)$$

(or, instead of  $\mathcal{P}_i$ 's, the  $\mathcal{T}_i$  operators of equation 18.5.26), then it can be shown that the convergence condition (18.5.22) is unmodified, and the iteration will converge to minimize the quadratic functional (18.5.6) subject to the desired nonlinear deterministic constraints. See [7] for references to more sophisticated, and faster converging, iterations along these lines.

#### CITED REFERENCES AND FURTHER READING:

- Phillips, D.L. 1962, *Journal of the Association for Computing Machinery*, vol. 9, pp. 84–97. [1]  
 Twomey, S. 1963, *Journal of the Association for Computing Machinery*, vol. 10, pp. 97–101. [2]  
 Twomey, S. 1977, *Introduction to the Mathematics of Inversion in Remote Sensing and Indirect Measurements* (Amsterdam: Elsevier). [3]  
 Craig, I.J.D., and Brown, J.C. 1986, *Inverse Problems in Astronomy* (Bristol, U.K.: Adam Hilger). [4]  
 Tikhonov, A.N., and Arsenin, V.Y. 1977, *Solutions of Ill-Posed Problems* (New York: Wiley). [5]  
 Tikhonov, A.N., and Goncharsky, A.V. (eds.) 1987, *Ill-Posed Problems in the Natural Sciences* (Moscow: MIR).  
 Miller, K. 1970, *SIAM Journal on Mathematical Analysis*, vol. 1, pp. 52–74. [6]  
 Schafer, R.W., Mersereau, R.M., and Richards, M.A. 1981, *Proceedings of the IEEE*, vol. 69, pp. 432–450.  
 Biemond, J., Lagendijk, R.L., and Mersereau, R.M. 1990, *Proceedings of the IEEE*, vol. 78, pp. 856–883. [7]  
 Gerchberg, R.W., and Saxton, W.O. 1972, *Optik*, vol. 35, pp. 237–246. [8]  
 Fienup, J.R. 1982, *Applied Optics*, vol. 15, pp. 2758–2769. [9]  
 Fienup, J.R., and Wackerman, C.C. 1986, *Journal of the Optical Society of America A*, vol. 3, pp. 1897–1907. [10]

## 18.6 Backus-Gilbert Method

The *Backus-Gilbert method* [1,2] (see, e.g., [3] or [4] for summaries) differs from other regularization methods in the nature of its functionals  $\mathcal{A}$  and  $\mathcal{B}$ . For  $\mathcal{B}$ , the method seeks to maximize the *stability* of the solution  $\hat{u}(x)$  rather than, in the first instance, its smoothness. That is,

$$\mathcal{B} \equiv \text{Var}[\hat{u}(x)] \quad (18.6.1)$$

necessary. (For “unsticking” procedures, see [10].) The uniqueness of the solution is also not well understood, although for two-dimensional images of reasonable complexity it is believed to be unique.

Deterministic constraints can be incorporated, via projection operators, into iterative methods of linear regularization. In particular, rearranging terms somewhat, we can write the iteration (18.5.21) as

$$\hat{\mathbf{u}}^{(k+1)} = (\mathbf{1} - \epsilon\lambda\mathbf{H}) \cdot \hat{\mathbf{u}}^{(k)} + \epsilon\mathbf{A}^T \cdot (\mathbf{b} - \mathbf{A} \cdot \hat{\mathbf{u}}^{(k)}) \quad (18.5.27)$$

If the iteration is modified by the insertion of projection operators at each step

$$\hat{\mathbf{u}}^{(k+1)} = (\mathcal{P}_1\mathcal{P}_2 \cdots \mathcal{P}_m)[(\mathbf{1} - \epsilon\lambda\mathbf{H}) \cdot \hat{\mathbf{u}}^{(k)} + \epsilon\mathbf{A}^T \cdot (\mathbf{b} - \mathbf{A} \cdot \hat{\mathbf{u}}^{(k)})] \quad (18.5.28)$$

(or, instead of  $\mathcal{P}_i$ 's, the  $\mathcal{T}_i$  operators of equation 18.5.26), then it can be shown that the convergence condition (18.5.22) is unmodified, and the iteration will converge to minimize the quadratic functional (18.5.6) subject to the desired nonlinear deterministic constraints. See [7] for references to more sophisticated, and faster converging, iterations along these lines.

#### CITED REFERENCES AND FURTHER READING:

- Phillips, D.L. 1962, *Journal of the Association for Computing Machinery*, vol. 9, pp. 84–97. [1]  
 Twomey, S. 1963, *Journal of the Association for Computing Machinery*, vol. 10, pp. 97–101. [2]  
 Twomey, S. 1977, *Introduction to the Mathematics of Inversion in Remote Sensing and Indirect Measurements* (Amsterdam: Elsevier). [3]  
 Craig, I.J.D., and Brown, J.C. 1986, *Inverse Problems in Astronomy* (Bristol, U.K.: Adam Hilger). [4]  
 Tikhonov, A.N., and Arsenin, V.Y. 1977, *Solutions of Ill-Posed Problems* (New York: Wiley). [5]  
 Tikhonov, A.N., and Goncharsky, A.V. (eds.) 1987, *Ill-Posed Problems in the Natural Sciences* (Moscow: MIR).  
 Miller, K. 1970, *SIAM Journal on Mathematical Analysis*, vol. 1, pp. 52–74. [6]  
 Schafer, R.W., Mersereau, R.M., and Richards, M.A. 1981, *Proceedings of the IEEE*, vol. 69, pp. 432–450.  
 Biemond, J., Lagendijk, R.L., and Mersereau, R.M. 1990, *Proceedings of the IEEE*, vol. 78, pp. 856–883. [7]  
 Gerchberg, R.W., and Saxton, W.O. 1972, *Optik*, vol. 35, pp. 237–246. [8]  
 Fienup, J.R. 1982, *Applied Optics*, vol. 15, pp. 2758–2769. [9]  
 Fienup, J.R., and Wackerman, C.C. 1986, *Journal of the Optical Society of America A*, vol. 3, pp. 1897–1907. [10]

## 18.6 Backus-Gilbert Method

The *Backus-Gilbert method* [1,2] (see, e.g., [3] or [4] for summaries) differs from other regularization methods in the nature of its functionals  $\mathcal{A}$  and  $\mathcal{B}$ . For  $\mathcal{B}$ , the method seeks to maximize the *stability* of the solution  $\hat{u}(x)$  rather than, in the first instance, its smoothness. That is,

$$\mathcal{B} \equiv \text{Var}[\hat{u}(x)] \quad (18.6.1)$$

is used as a measure of how much the solution  $\hat{u}(x)$  varies as the data vary within their measurement errors. Note that this variance is not the expected deviation of  $\hat{u}(x)$  from the true  $u(x)$  — that will be constrained by  $\mathcal{A}$  — but rather measures the expected experiment-to-experiment scatter among estimates  $\hat{u}(x)$  if the whole experiment were to be repeated many times.

For  $\mathcal{A}$  the Backus–Gilbert method looks at the relationship between the solution  $\hat{u}(x)$  and the true function  $u(x)$ , and seeks to make the mapping between these as close to the identity map as possible in the limit of error-free data. The method is linear, so the relationship between  $\hat{u}(x)$  and  $u(x)$  can be written as

$$\hat{u}(x) = \int \hat{\delta}(x, x') u(x') dx' \quad (18.6.2)$$

for some so-called *resolution function* or *averaging kernel*  $\hat{\delta}(x, x')$ . The Backus–Gilbert method seeks to minimize the width or *spread* of  $\hat{\delta}$  (that is, maximize the resolving power).  $\mathcal{A}$  is chosen to be some positive measure of the spread.

While Backus–Gilbert’s philosophy is thus rather different from that of Phillips–Twomey and related methods, in practice the differences between the methods are less than one might think. A *stable* solution is almost inevitably bound to be *smooth*: The wild, unstable oscillations that result from an unregularized solution are always exquisitely sensitive to small changes in the data. Likewise, making  $\hat{u}(x)$  close to  $u(x)$  inevitably will bring error-free data into agreement with the model. Thus  $\mathcal{A}$  and  $\mathcal{B}$  play roles closely analogous to their corresponding roles in the previous two sections.

The principal advantage of the Backus–Gilbert formulation is that it gives good control over just those properties that it seeks to measure, namely stability and resolving power. Moreover, in the Backus–Gilbert method, the choice of  $\lambda$  (playing its usual role of compromise between  $\mathcal{A}$  and  $\mathcal{B}$ ) is conventionally made, or at least can easily be made, *before* any actual data are processed. One’s uneasiness at making a *post hoc*, and therefore potentially subjectively biased, choice of  $\lambda$  is thus removed. Backus–Gilbert is often recommended as the method of choice for designing, and predicting the performance of, experiments that require data inversion.

Let’s see how this all works. Starting with equation (18.4.5),

$$c_i \equiv s_i + n_i = \int r_i(x) u(x) dx + n_i \quad (18.6.3)$$

and building in linearity from the start, we seek a set of *inverse response kernels*  $q_i(x)$  such that

$$\hat{u}(x) = \sum_i q_i(x) c_i \quad (18.6.4)$$

is the desired estimator of  $u(x)$ . It is useful to define the integrals of the response kernels for each data point,

$$R_i \equiv \int r_i(x) dx \quad (18.6.5)$$

Substituting equation (18.6.4) into equation (18.6.3), and comparing with equation (18.6.2), we see that

$$\widehat{\delta}(x, x') = \sum_i q_i(x) r_i(x') \quad (18.6.6)$$

We can require this averaging kernel to have unit area at every  $x$ , giving

$$1 = \int \widehat{\delta}(x, x') dx' = \sum_i q_i(x) \int r_i(x') dx' = \sum_i q_i(x) R_i \equiv \mathbf{q}(x) \cdot \mathbf{R} \quad (18.6.7)$$

where  $\mathbf{q}(x)$  and  $\mathbf{R}$  are each vectors of length  $N$ , the number of measurements.

Standard propagation of errors, and equation (18.6.1), give

$$\mathcal{B} = \text{Var}[\widehat{u}(x)] = \sum_i \sum_j q_i(x) S_{ij} q_j(x) = \mathbf{q}(x) \cdot \mathbf{S} \cdot \mathbf{q}(x) \quad (18.6.8)$$

where  $S_{ij}$  is the covariance matrix (equation 18.4.6). If one can neglect off-diagonal covariances (as when the errors on the  $c_i$ 's are independent), then  $S_{ij} = \delta_{ij} \sigma_i^2$  is diagonal.

We now need to define a measure of the width or spread of  $\widehat{\delta}(x, x')$  at each value of  $x$ . While many choices are possible, Backus and Gilbert choose the second moment of its square. This measure becomes the functional  $\mathcal{A}$ ,

$$\begin{aligned} \mathcal{A} \equiv w(x) &= \int (x' - x)^2 [\widehat{\delta}(x, x')]^2 dx' \\ &= \sum_i \sum_j q_i(x) W_{ij}(x) q_j(x) \equiv \mathbf{q}(x) \cdot \mathbf{W}(x) \cdot \mathbf{q}(x) \end{aligned} \quad (18.6.9)$$

where we have here used equation (18.6.6) and defined the *spread matrix*  $\mathbf{W}(x)$  by

$$W_{ij}(x) \equiv \int (x' - x)^2 r_i(x') r_j(x') dx' \quad (18.6.10)$$

The functions  $q_i(x)$  are now determined by the minimization principle

$$\text{minimize: } \mathcal{A} + \lambda \mathcal{B} = \mathbf{q}(x) \cdot [\mathbf{W}(x) + \lambda \mathbf{S}] \cdot \mathbf{q}(x) \quad (18.6.11)$$

subject to the constraint (18.6.7) that  $\mathbf{q}(x) \cdot \mathbf{R} = 1$ .

The solution of equation (18.6.11) is

$$\mathbf{q}(x) = \frac{[\mathbf{W}(x) + \lambda \mathbf{S}]^{-1} \cdot \mathbf{R}}{\mathbf{R} \cdot [\mathbf{W}(x) + \lambda \mathbf{S}]^{-1} \cdot \mathbf{R}} \quad (18.6.12)$$

(Reference [4] gives an accessible proof.) For any particular data set  $\mathbf{c}$  (set of measurements  $c_i$ ), the solution  $\widehat{u}(x)$  is thus

$$\widehat{u}(x) = \frac{\mathbf{c} \cdot [\mathbf{W}(x) + \lambda \mathbf{S}]^{-1} \cdot \mathbf{R}}{\mathbf{R} \cdot [\mathbf{W}(x) + \lambda \mathbf{S}]^{-1} \cdot \mathbf{R}} \quad (18.6.13)$$

(Don't let this notation mislead you into inverting the full matrix  $\mathbf{W}(x) + \lambda\mathbf{S}$ . You only need to solve for some  $\mathbf{y}$  the linear system  $(\mathbf{W}(x) + \lambda\mathbf{S}) \cdot \mathbf{y} = \mathbf{R}$ , and then substitute  $\mathbf{y}$  into both the numerators and denominators of 18.6.12 or 18.6.13.)

Equations (18.6.12) and (18.6.13) have a completely different character from the linearly regularized solutions to (18.5.7) and (18.5.8). The vectors and matrices in (18.6.12) all have size  $N$ , the number of measurements. There is no discretization of the underlying variable  $x$ , so  $M$  does not come into play at all. One solves a different  $N \times N$  set of linear equations for each desired value of  $x$ . By contrast, in (18.5.8), one solves an  $M \times M$  linear set, but only once. In general, the computational burden of repeatedly solving linear systems makes the Backus-Gilbert method unsuitable for other than one-dimensional problems.

How does one choose  $\lambda$  within the Backus-Gilbert scheme? As already mentioned, you can (in some cases *should*) make the choice *before* you see any actual data. For a given trial value of  $\lambda$ , and for a sequence of  $x$ 's, use equation (18.6.12) to calculate  $\mathbf{q}(x)$ ; then use equation (18.6.6) to plot the resolution functions  $\hat{\delta}(x, x')$  as a function of  $x'$ . These plots will exhibit the amplitude with which different underlying values  $x'$  contribute to the point  $\hat{u}(x)$  of your estimate. For the same value of  $\lambda$ , also plot the function  $\sqrt{\text{Var}[\hat{u}(x)]}$  using equation (18.6.8). (You need an estimate of your measurement covariance matrix for this.)

As you change  $\lambda$  you will see very explicitly the trade-off between resolution and stability. Pick the value that meets your needs. You can even choose  $\lambda$  to be a function of  $x$ ,  $\lambda = \lambda(x)$ , in equations (18.6.12) and (18.6.13), should you desire to do so. (This is one benefit of solving a separate set of equations for each  $x$ .) For the chosen value or values of  $\lambda$ , you now have a quantitative understanding of your inverse solution procedure. This can prove invaluable if — once you are processing real data — you need to judge whether a particular feature, a spike or jump for example, is genuine, and/or is actually resolved. The Backus-Gilbert method has found particular success among geophysicists, who use it to obtain information about the structure of the Earth (e.g., density run with depth) from seismic travel time data.

#### CITED REFERENCES AND FURTHER READING:

- Backus, G.E., and Gilbert, F. 1968, *Geophysical Journal of the Royal Astronomical Society*, vol. 16, pp. 169–205. [1]  
 Backus, G.E., and Gilbert, F. 1970, *Philosophical Transactions of the Royal Society of London A*, vol. 266, pp. 123–192. [2]  
 Parker, R.L. 1977, *Annual Review of Earth and Planetary Science*, vol. 5, pp. 35–64. [3]  
 Loredo, T.J., and Epstein, R.I. 1989, *Astrophysical Journal*, vol. 336, pp. 896–919. [4]

## 18.7 Maximum Entropy Image Restoration

Above, we commented that the association of certain inversion methods with Bayesian arguments is more historical accident than intellectual imperative. *Maximum entropy methods*, so-called, are notorious in this regard; to summarize these methods without some, at least introductory, Bayesian invocations would be to serve a steak without the sizzle, or a sundae without the cherry. We should

(Don't let this notation mislead you into inverting the full matrix  $\mathbf{W}(x) + \lambda\mathbf{S}$ . You only need to solve for some  $\mathbf{y}$  the linear system  $(\mathbf{W}(x) + \lambda\mathbf{S}) \cdot \mathbf{y} = \mathbf{R}$ , and then substitute  $\mathbf{y}$  into both the numerators and denominators of 18.6.12 or 18.6.13.)

Equations (18.6.12) and (18.6.13) have a completely different character from the linearly regularized solutions to (18.5.7) and (18.5.8). The vectors and matrices in (18.6.12) all have size  $N$ , the number of measurements. There is no discretization of the underlying variable  $x$ , so  $M$  does not come into play at all. One solves a different  $N \times N$  set of linear equations for each desired value of  $x$ . By contrast, in (18.5.8), one solves an  $M \times M$  linear set, but only once. In general, the computational burden of repeatedly solving linear systems makes the Backus-Gilbert method unsuitable for other than one-dimensional problems.

How does one choose  $\lambda$  within the Backus-Gilbert scheme? As already mentioned, you can (in some cases *should*) make the choice *before* you see any actual data. For a given trial value of  $\lambda$ , and for a sequence of  $x$ 's, use equation (18.6.12) to calculate  $\mathbf{q}(x)$ ; then use equation (18.6.6) to plot the resolution functions  $\hat{\delta}(x, x')$  as a function of  $x'$ . These plots will exhibit the amplitude with which different underlying values  $x'$  contribute to the point  $\hat{u}(x)$  of your estimate. For the same value of  $\lambda$ , also plot the function  $\sqrt{\text{Var}[\hat{u}(x)]}$  using equation (18.6.8). (You need an estimate of your measurement covariance matrix for this.)

As you change  $\lambda$  you will see very explicitly the trade-off between resolution and stability. Pick the value that meets your needs. You can even choose  $\lambda$  to be a function of  $x$ ,  $\lambda = \lambda(x)$ , in equations (18.6.12) and (18.6.13), should you desire to do so. (This is one benefit of solving a separate set of equations for each  $x$ .) For the chosen value or values of  $\lambda$ , you now have a quantitative understanding of your inverse solution procedure. This can prove invaluable if — once you are processing real data — you need to judge whether a particular feature, a spike or jump for example, is genuine, and/or is actually resolved. The Backus-Gilbert method has found particular success among geophysicists, who use it to obtain information about the structure of the Earth (e.g., density run with depth) from seismic travel time data.

#### CITED REFERENCES AND FURTHER READING:

- Backus, G.E., and Gilbert, F. 1968, *Geophysical Journal of the Royal Astronomical Society*, vol. 16, pp. 169–205. [1]  
 Backus, G.E., and Gilbert, F. 1970, *Philosophical Transactions of the Royal Society of London A*, vol. 266, pp. 123–192. [2]  
 Parker, R.L. 1977, *Annual Review of Earth and Planetary Science*, vol. 5, pp. 35–64. [3]  
 Loredo, T.J., and Epstein, R.I. 1989, *Astrophysical Journal*, vol. 336, pp. 896–919. [4]

## 18.7 Maximum Entropy Image Restoration

Above, we commented that the association of certain inversion methods with Bayesian arguments is more historical accident than intellectual imperative. *Maximum entropy methods*, so-called, are notorious in this regard; to summarize these methods without some, at least introductory, Bayesian invocations would be to serve a steak without the sizzle, or a sundae without the cherry. We should

also comment in passing that the connection between maximum entropy inversion methods, considered here, and maximum entropy spectral estimation, discussed in §13.7, is rather abstract. For practical purposes the two techniques, though both named *maximum entropy method* or *MEM*, are unrelated.

Bayes' Theorem, which follows from the standard axioms of probability, relates the conditional probabilities of two events, say  $A$  and  $B$ :

$$\text{Prob}(A|B) = \text{Prob}(A) \frac{\text{Prob}(B|A)}{\text{Prob}(B)} \quad (18.7.1)$$

Here  $\text{Prob}(A|B)$  is the probability of  $A$  given that  $B$  has occurred, and similarly for  $\text{Prob}(B|A)$ , while  $\text{Prob}(A)$  and  $\text{Prob}(B)$  are unconditional probabilities.

"Bayesians" (so-called) adopt a broader interpretation of probabilities than do so-called "frequentists." To a Bayesian,  $P(A|B)$  is a measure of the degree of plausibility of  $A$  (given  $B$ ) on a scale ranging from zero to one. In this broader view,  $A$  and  $B$  need not be repeatable events; they can be propositions or hypotheses. The equations of probability theory then become a set of consistent rules for conducting inference [1,2]. Since plausibility is itself always conditioned on some, perhaps unarticulated, set of assumptions, all Bayesian probabilities are viewed as conditional on some collective background information  $I$ .

Suppose  $H$  is some hypothesis. Even before there exist any explicit data, a Bayesian can assign to  $H$  some degree of plausibility  $\text{Prob}(H|I)$ , called the "Bayesian prior." Now, when some data  $D_1$  comes along, Bayes theorem tells how to reassess the plausibility of  $H$ ,

$$\text{Prob}(H|D_1I) = \text{Prob}(H|I) \frac{\text{Prob}(D_1|HI)}{\text{Prob}(D_1|I)} \quad (18.7.2)$$

The factor in the numerator on the right of equation (18.7.2) is calculable as the probability of a data set given the hypothesis (compare with "likelihood" in §15.1). The denominator, called the "prior predictive probability" of the data, is in this case merely a normalization constant which can be calculated by the requirement that the probability of all hypotheses should sum to unity. (In other Bayesian contexts, the prior predictive probabilities of two qualitatively different models can be used to assess their relative plausibility.)

If some additional data  $D_2$  comes along tomorrow, we can further refine our estimate of  $H$ 's probability, as

$$\text{Prob}(H|D_2D_1I) = \text{Prob}(H|D_1I) \frac{\text{Prob}(D_2|HD_1I)}{\text{Prob}(D_2|D_1I)} \quad (18.7.3)$$

Using the product rule for probabilities,  $\text{Prob}(AB|C) = \text{Prob}(A|C)\text{Prob}(B|AC)$ , we find that equations (18.7.2) and (18.7.3) imply

$$\text{Prob}(H|D_2D_1I) = \text{Prob}(H|I) \frac{\text{Prob}(D_2D_1|HI)}{\text{Prob}(D_2D_1|I)} \quad (18.7.4)$$

which shows that we would have gotten the same answer if all the data  $D_1D_2$  had been taken together.

From a Bayesian perspective, inverse problems are inference problems [3,4]. The underlying parameter set  $\mathbf{u}$  is a hypothesis whose probability, given the measured data values  $\mathbf{c}$ , and the Bayesian prior  $\text{Prob}(\mathbf{u}|I)$  can be calculated. We might want to report a single “best” inverse  $\mathbf{u}$ , the one that maximizes

$$\text{Prob}(\mathbf{u}|\mathbf{c}I) = \text{Prob}(\mathbf{c}|\mathbf{u}I) \frac{\text{Prob}(\mathbf{u}|I)}{\text{Prob}(\mathbf{c}|I)} \quad (18.7.5)$$

over all possible choices of  $\mathbf{u}$ . Bayesian analysis also admits the possibility of reporting additional information that characterizes the region of possible  $\mathbf{u}$ 's with high relative probability, the so-called “posterior bubble” in  $\mathbf{u}$ .

The calculation of the probability of the data  $\mathbf{c}$ , given the hypothesis  $\mathbf{u}$  proceeds exactly as in the maximum likelihood method. For Gaussian errors, e.g., it is given by

$$\text{Prob}(\mathbf{c}|\mathbf{u}I) = \exp\left(-\frac{1}{2}\chi^2\right) \Delta u_1 \Delta u_2 \cdots \Delta u_M \quad (18.7.6)$$

where  $\chi^2$  is calculated from  $\mathbf{u}$  and  $\mathbf{c}$  using equation (18.4.9), and the  $\Delta u_\mu$ 's are constant, small ranges of the components of  $\mathbf{u}$  whose actual magnitude is irrelevant, because they do not depend on  $\mathbf{u}$  (compare equations 15.1.3 and 15.1.4).

In maximum likelihood estimation we, in effect, chose the prior  $\text{Prob}(\mathbf{u}|I)$  to be constant. That was a luxury that we could afford when estimating a small number of parameters from a large amount of data. Here, the number of “parameters” (components of  $\mathbf{u}$ ) is comparable to or larger than the number of measured values (components of  $\mathbf{c}$ ); we *need* to have a nontrivial prior,  $\text{Prob}(\mathbf{u}|I)$ , to resolve the degeneracy of the solution.

In maximum entropy image restoration, that is where *entropy* comes in. The entropy of a physical system in some macroscopic state, usually denoted  $S$ , is the logarithm of the number of microscopically distinct configurations that all have the same macroscopic observables (i.e., consistent with the observed macroscopic state). Actually, we will find it useful to denote the *negative* of the entropy, also called the *negentropy*, by  $H \equiv -S$  (a notation that goes back to Boltzmann). In situations where there is reason to believe that the *a priori* probabilities of the *microscopic* configurations are all the same (these situations are called *ergodic*), then the Bayesian prior  $\text{Prob}(\mathbf{u}|I)$  for a *macroscopic* state with entropy  $S$  is proportional to  $\exp(S)$  or  $\exp(-H)$ .

MEM uses this concept to assign a prior probability to any given underlying function  $\mathbf{u}$ . For example [5-7], suppose that the measurement of luminance in each pixel is quantized to (in some units) an integer value. Let

$$U = \sum_{\mu=1}^M u_\mu \quad (18.7.7)$$

be the total number of luminance quanta in the whole image. Then we can base our “prior” on the notion that each luminance quantum has an equal *a priori* chance of being in any pixel. (See [8] for a more abstract justification of this idea.) The number of ways of getting a particular configuration  $\mathbf{u}$  is

$$\frac{U!}{u_1!u_2!\cdots u_M!} \propto \exp\left[-\sum_{\mu} u_\mu \ln(u_\mu/U) + \frac{1}{2}\left(\ln U - \sum_{\mu} \ln u_\mu\right)\right] \quad (18.7.8)$$



Here the left side can be understood as the number of distinct orderings of all the luminance quanta, divided by the numbers of equivalent reorderings within each pixel, while the right side follows by Stirling's approximation to the factorial function. Taking the negative of the logarithm, and neglecting terms of order  $\log U$  in the presence of terms of order  $U$ , we get the negentropy

$$H(\mathbf{u}) = \sum_{\mu=1}^M u_{\mu} \ln(u_{\mu}/U) \quad (18.7.9)$$

From equations (18.7.5), (18.7.6), and (18.7.9) we now seek to maximize

$$\text{Prob}(\mathbf{u}|\mathbf{c}) \propto \exp\left[-\frac{1}{2}\chi^2\right] \exp[-H(\mathbf{u})] \quad (18.7.10)$$

or, equivalently,

$$\text{minimize: } -\ln[\text{Prob}(\mathbf{u}|\mathbf{c})] = \frac{1}{2}\chi^2[\mathbf{u}] + H(\mathbf{u}) = \frac{1}{2}\chi^2[\mathbf{u}] + \sum_{\mu=1}^M u_{\mu} \ln(u_{\mu}/U) \quad (18.7.11)$$

This ought to remind you of equation (18.4.11), or equation (18.5.6), or in fact any of our previous minimization principles along the lines of  $\mathcal{A} + \lambda\mathcal{B}$ , where  $\lambda\mathcal{B} = H(\mathbf{u})$  is a regularizing operator. Where is  $\lambda$ ? We need to put it in for exactly the reason discussed following equation (18.4.11): Degenerate inversions are likely to be able to achieve unrealistically small values of  $\chi^2$ . We need an adjustable parameter to bring  $\chi^2$  into its expected narrow statistical range of  $N \pm (2N)^{1/2}$ . The discussion at the beginning of §18.4 showed that it makes no difference which term we attach the  $\lambda$  to. For consistency in notation, we absorb a factor 2 into  $\lambda$  and put it on the entropy term. (Another way to see the necessity of an undetermined  $\lambda$  factor is to note that it is necessary if our minimization principle is to be invariant under changing the units in which  $\mathbf{u}$  is quantized, e.g., if an 8-bit analog-to-digital converter is replaced by a 12-bit one.) We can now also put "hats" back to indicate that this is the procedure for obtaining our chosen statistical estimator:

$$\text{minimize: } \mathcal{A} + \lambda\mathcal{B} = \chi^2[\hat{\mathbf{u}}] + \lambda H(\hat{\mathbf{u}}) = \chi^2[\hat{\mathbf{u}}] + \lambda \sum_{\mu=1}^M \hat{u}_{\mu} \ln(\hat{u}_{\mu}) \quad (18.7.12)$$

(Formally, we might also add a second Lagrange multiplier  $\lambda'U$ , to constrain the total intensity  $U$  to be constant.)

It is not hard to see that the negentropy,  $H(\hat{\mathbf{u}})$ , is in fact a regularizing operator, similar to  $\hat{\mathbf{u}} \cdot \hat{\mathbf{u}}$  (equation 18.4.11) or  $\hat{\mathbf{u}} \cdot \mathbf{H} \cdot \hat{\mathbf{u}}$  (equation 18.5.6). The following of its properties are noteworthy:

1. When  $U$  is held constant,  $H(\hat{\mathbf{u}})$  is minimized for  $\hat{u}_{\mu} = U/M = \text{constant}$ , so it smooths in the sense of trying to achieve a constant solution, similar to equation (18.5.4). The fact that the constant solution is a minimum follows from the fact that the second derivative of  $u \ln u$  is positive.

2. Unlike equation (18.5.4), however,  $H(\hat{\mathbf{u}})$  is *local*, in the sense that it does not difference neighboring pixels. It simply sums some function  $f$ , here

$$f(u) = u \ln u \quad (18.7.13)$$

over all pixels; it is invariant, in fact, under a complete scrambling of the pixels in an image. This form implies that  $H(\hat{\mathbf{u}})$  is not seriously increased by the occurrence of a small number of very bright pixels (point sources) embedded in a low-intensity smooth background.

3.  $H(\hat{\mathbf{u}})$  goes to infinite slope as any one pixel goes to zero. This causes it to enforce positivity of the image, without the necessity of additional deterministic constraints.
4. The biggest difference between  $H(\hat{\mathbf{u}})$  and the other regularizing operators that we have met is that  $H(\hat{\mathbf{u}})$  is not a quadratic functional of  $\hat{\mathbf{u}}$ , so the equations obtained by varying equation (18.7.12) are *nonlinear*. This fact is itself worthy of some additional discussion.

Nonlinear equations are harder to solve than linear equations. For image processing, however, the large number of equations usually dictates an iterative solution procedure, even for linear equations, so the practical effect of the nonlinearity is somewhat mitigated. Below, we will summarize some of the methods that are successfully used for MEM inverse problems.

For some problems, notably the problem in radio-astronomy of image recovery from an incomplete set of Fourier coefficients, the superior performance of MEM inversion can be, in part, traced to the nonlinearity of  $H(\hat{\mathbf{u}})$ . One way to see this [5] is to consider the limit of perfect measurements  $\sigma_i \rightarrow 0$ . In this case the  $\chi^2$  term in the minimization principle (18.7.12) gets replaced by a set of constraints, each with its own Lagrange multiplier, requiring agreement between model and data; that is,

$$\text{minimize: } \sum_j \lambda_j \left[ c_j - \sum_{\mu} R_{j\mu} \hat{u}_{\mu} \right] + H(\hat{\mathbf{u}}) \quad (18.7.14)$$

(cf. equation 18.4.7). Setting the formal derivative with respect to  $\hat{u}_{\mu}$  to zero gives

$$\frac{\partial H}{\partial \hat{u}_{\mu}} = f'(\hat{u}_{\mu}) = \sum_j \lambda_j R_{j\mu} \quad (18.7.15)$$

or defining a function  $G$  as the inverse function of  $f'$ ,

$$\hat{u}_{\mu} = G \left( \sum_j \lambda_j R_{j\mu} \right) \quad (18.7.16)$$

This solution is only formal, since the  $\lambda_j$ 's must be found by requiring that equation (18.7.16) satisfy all the constraints built into equation (18.7.14). However, equation (18.7.16) does show the crucial fact that if  $G$  is *linear*, then the solution  $\hat{\mathbf{u}}$  contains *only* a linear combination of basis functions  $R_{j\mu}$  corresponding to actual measurements  $j$ . This is equivalent to setting unmeasured  $c_j$ 's to zero. Notice that the principal solution obtained from equation (18.4.11) in fact has a linear  $G$ .

In the problem of incomplete Fourier image reconstruction, the typical  $R_{j\mu}$  has the form  $\exp(-2\pi i \mathbf{k}_j \cdot \mathbf{x}_\mu)$ , where  $\mathbf{x}_\mu$  is a two-dimensional vector in the image space and  $\mathbf{k}_\mu$  is a two-dimensional wave-vector. If an image contains strong point sources, then the effect of setting unmeasured  $c_j$ 's to zero is to produce sidelobe ripples throughout the image plane. These ripples can mask any actual extended, low-intensity image features lying between the point sources. If, however, the slope of  $G$  is smaller for small values of its argument, larger for large values, then ripples in low-intensity portions of the image are relatively suppressed, while strong point sources will be relatively sharpened ("superresolution"). This behavior on the slope of  $G$  is equivalent to requiring  $f'''(u) < 0$ . For  $f(u) = u \ln u$ , we in fact have  $f'''(u) = -1/u^2 < 0$ .

In more picturesque language, the nonlinearity acts to "create" nonzero values for the unmeasured  $c_i$ 's, so as to suppress the low-intensity ripple and sharpen the point sources.

### Is MEM Really Magical?

How unique is the negentropy functional (18.7.9)? Recall that that equation is based on the assumption that luminance elements are *a priori* distributed over the pixels uniformly. If we instead had some other preferred *a priori* image in mind, one with pixel intensities  $m_\mu$ , then it is easy to show that the negentropy becomes

$$H(\mathbf{u}) = \sum_{\mu=1}^M u_\mu \ln(u_\mu/m_\mu) + \text{constant} \quad (18.7.17)$$

(the constant can then be ignored). All the rest of the discussion then goes through.

More fundamentally, and despite statements by zealots to the contrary [7], there is actually nothing universal about the functional form  $f(u) = u \ln u$ . In some other physical situations (for example, the entropy of an electromagnetic field in the limit of many photons per mode, as in radio-astronomy) the physical negentropy functional is actually  $f(u) = -\ln u$  (see [5] for other examples). In general, the question, "Entropy of what?" is not uniquely answerable in any particular situation. (See reference [9] for an attempt at articulating a more general principle that reduces to one or another entropy functional under appropriate circumstances.)

The four numbered properties summarized above, plus the desirable sign for nonlinearity,  $f'''(u) < 0$ , are all as true for  $f(u) = -\ln u$  as for  $f(u) = u \ln u$ . In fact these properties are shared by a nonlinear function as simple as  $f(u) = -\sqrt{u}$ , which has no information theoretic justification at all (no logarithms!). MEM reconstructions of test images using any of these entropy forms are virtually indistinguishable [5].

By all available evidence, MEM seems to be neither more nor less than one usefully nonlinear version of the general regularization scheme  $\mathcal{A} + \lambda\mathcal{B}$  that we have by now considered in many forms. Its peculiarities become strengths when applied to the reconstruction from incomplete Fourier data of images that are expected to be dominated by very bright point sources, but which also contain interesting low-intensity, extended sources. For images of some other character, there is no reason to suppose that MEM methods will generally dominate other regularization schemes, either ones already known or yet to be invented.

### Algorithms for MEM

The goal is to find the vector  $\hat{\mathbf{u}}$  that minimizes  $\mathcal{A} + \lambda\mathcal{B}$  where in the notation of equations (18.5.5), (18.5.6), and (18.7.13),

$$\mathcal{A} = |\mathbf{b} - \mathbf{A} \cdot \hat{\mathbf{u}}|^2 \quad \mathcal{B} = \sum_{\mu} f(\hat{u}_{\mu}) \quad (18.7.18)$$

Compared with a “general” minimization problem, we have the advantage that we can compute the gradients and the second partial derivative matrices (Hessian matrices) explicitly,

$$\begin{aligned} \nabla \mathcal{A} &= 2(\mathbf{A}^T \cdot \mathbf{A} \cdot \hat{\mathbf{u}} - \mathbf{A}^T \cdot \mathbf{b}) & \frac{\partial^2 \mathcal{A}}{\partial \hat{u}_{\mu} \partial \hat{u}_{\rho}} &= [2\mathbf{A}^T \cdot \mathbf{A}]_{\mu\rho} \\ [\nabla \mathcal{B}]_{\mu} &= f'(\hat{u}_{\mu}) & \frac{\partial^2 \mathcal{B}}{\partial \hat{u}_{\mu} \partial \hat{u}_{\rho}} &= \delta_{\mu\rho} f''(\hat{u}_{\mu}) \end{aligned} \quad (18.7.19)$$

It is important to note that while  $\mathcal{A}$ 's second partial derivative matrix cannot be stored (its size is the square of the number of pixels), it can be applied to any vector by first applying  $\mathbf{A}$ , then  $\mathbf{A}^T$ . In the case of reconstruction from incomplete Fourier data, or in the case of convolution with a translation invariant point spread function, these applications will typically involve several FFTs. Likewise, the calculation of the gradient  $\nabla \mathcal{A}$  will involve FFTs in the application of  $\mathbf{A}$  and  $\mathbf{A}^T$ .

While some success has been achieved with the classical conjugate gradient method (§10.6), it is often found that the nonlinearity in  $f(u) = u \ln u$  causes problems. Attempted steps that give  $\hat{\mathbf{u}}$  with even one negative value must be cut in magnitude, sometimes so severely as to slow the solution to a crawl. The underlying problem is that the conjugate gradient method develops its information about the inverse of the Hessian matrix a bit at a time, while changing its location in the search space. When a nonlinear function is quite different from a pure quadratic form, the old information becomes obsolete before it gets usefully exploited.

Skilling and collaborators [6,7,10,11] developed a complicated but highly successful scheme, wherein a minimum is repeatedly sought not along a single search direction, but in a small- (typically three-) dimensional subspace, spanned by vectors that are calculated anew at each landing point. The subspace basis vectors are chosen in such a way as to avoid directions leading to negative values. One of the most successful choices is the three-dimensional subspace spanned by the vectors with components given by

$$\begin{aligned} e_{\mu}^{(1)} &= \hat{u}_{\mu} [\nabla \mathcal{A}]_{\mu} \\ e_{\mu}^{(2)} &= \hat{u}_{\mu} [\nabla \mathcal{B}]_{\mu} \\ e_{\mu}^{(3)} &= \frac{\hat{u}_{\mu} \sum_{\rho} (\partial^2 \mathcal{A} / \partial \hat{u}_{\mu} \partial \hat{u}_{\rho}) \hat{u}_{\rho} [\nabla \mathcal{B}]_{\rho}}{\sqrt{\sum_{\rho} \hat{u}_{\rho} ([\nabla \mathcal{B}]_{\rho})^2}} - \frac{\hat{u}_{\mu} \sum_{\rho} (\partial^2 \mathcal{A} / \partial \hat{u}_{\mu} \partial \hat{u}_{\rho}) \hat{u}_{\rho} [\nabla \mathcal{A}]_{\rho}}{\sqrt{\sum_{\rho} \hat{u}_{\rho} ([\nabla \mathcal{A}]_{\rho})^2}} \end{aligned} \quad (18.7.20)$$

(In these equations there is no sum over  $\mu$ .) The form of the  $\mathbf{e}^{(3)}$  has some justification if one views dot products as occurring in a space with the metric  $g_{\mu\nu} = \delta_{\mu\nu}/u_{\mu}$ , chosen to make zero values “far away”; see [6].

Within the three-dimensional subspace, the three-component gradient and nine-component Hessian matrix are computed by projection from the large space, and the minimum in the subspace is estimated by (trivially) solving three simultaneous linear equations, as in §10.7, equation (10.7.4). The size of a step  $\Delta \hat{\mathbf{u}}$  is required to be limited by the inequality

$$\sum_{\mu} (\Delta \hat{u}_{\mu})^2 / \hat{u}_{\mu} < (0.1 \text{ to } 0.5)U \quad (18.7.21)$$

Because the gradient directions  $\nabla \mathcal{A}$  and  $\nabla \mathcal{B}$  are separately available, it is possible to combine the minimum search with a simultaneous adjustment of  $\lambda$  so as finally to satisfy the desired constraint. There are various further tricks employed.

A less general, but in practice often equally satisfactory, approach is due to Cornwell and Evans [12]. Here, noting that  $\mathcal{B}$ 's Hessian (second partial derivative) matrix is diagonal, one asks whether there is a useful diagonal approximation to  $\mathcal{A}$ 's Hessian, namely  $2\mathbf{A}^T \cdot \mathbf{A}$ . If  $\Lambda_{\mu}$  denotes the diagonal components of such an approximation, then a useful step in  $\hat{\mathbf{u}}$  would be

$$\Delta \hat{u}_{\mu} = -\frac{1}{\Lambda_{\mu} + \lambda f''(\hat{u}_{\mu})} (\nabla \mathcal{A} + \lambda \nabla \mathcal{B}) \quad (18.7.22)$$

(again compare equation 10.7.4). Even more extreme, one might seek an approximation with constant diagonal elements,  $\Lambda_{\mu} = \Lambda$ , so that

$$\Delta \hat{u}_{\mu} = -\frac{1}{\Lambda + \lambda f''(\hat{u}_{\mu})} (\nabla \mathcal{A} + \lambda \nabla \mathcal{B}) \quad (18.7.23)$$

Since  $\mathbf{A}^T \cdot \mathbf{A}$  has something of the nature of a doubly convolved point spread function, and since in real cases one often has a point spread function with a sharp central peak, even the more extreme of these approximations is often fruitful. One starts with a rough estimate of  $\Lambda$  obtained from the  $A_{i\mu}$ 's, e.g.,

$$\Lambda \sim \left\langle \sum_i [A_{i\mu}]^2 \right\rangle \quad (18.7.24)$$

An accurate value is not important, since in practice  $\Lambda$  is adjusted adaptively: If  $\Lambda$  is too large, then equation (18.7.23)'s steps will be too small (that is, larger steps in the same direction will produce even greater decrease in  $\mathcal{A} + \lambda \mathcal{B}$ ). If  $\Lambda$  is too small, then attempted steps will land in an unfeasible region (negative values of  $\hat{u}_{\mu}$ ), or will result in an increased  $\mathcal{A} + \lambda \mathcal{B}$ . There is an obvious similarity between the adjustment of  $\Lambda$  here and the Levenberg-Marquardt method of §15.5; this should not be too surprising, since MEM is closely akin to the problem of nonlinear least-squares fitting. Reference [12] also discusses how the value of  $\Lambda + \lambda f''(\hat{u}_{\mu})$  can be used to adjust the Lagrange multiplier  $\lambda$  so as to converge to the desired value of  $\chi^2$ .

All practical MEM algorithms are found to require on the order of 30 to 50 iterations to converge. This convergence behavior is not now understood in any fundamental way.

### **“Bayesian” versus “Historic” Maximum Entropy**

Several more recent developments in maximum entropy image restoration go under the rubric “Bayesian” to distinguish them from the previous “historic” methods. See [13] for details and references.

- Better priors: We already noted that the entropy functional (equation 18.7.13) is invariant under scrambling all pixels and has no notion of smoothness. The so-called “intrinsic correlation function” (ICF) model (Ref. [13], where it is called “New MaxEnt”) is similar enough to the entropy functional to allow similar algorithms, but it makes the values of neighboring pixels correlated, enforcing smoothness.
- Better estimation of  $\lambda$ : Above we chose  $\lambda$  to bring  $\chi^2$  into its expected narrow statistical range of  $N \pm (2N)^{1/2}$ . This in effect overestimates  $\chi^2$ , however, since some effective number  $\gamma$  of parameters are being “fitted” in doing the reconstruction. A Bayesian approach leads to a self-consistent estimate of this  $\gamma$  and an objectively better choice for  $\lambda$ .

## CITED REFERENCES AND FURTHER READING:

- Jaynes, E.T. 1976, in *Foundations of Probability Theory, Statistical Inference, and Statistical Theories of Science*, W.L. Harper and C.A. Hooker, eds. (Dordrecht: Reidel). [1]
- Jaynes, E.T. 1985, in *Maximum-Entropy and Bayesian Methods in Inverse Problems*, C.R. Smith and W.T. Grandy, Jr., eds. (Dordrecht: Reidel). [2]
- Jaynes, E.T. 1984, in *SIAM-AMS Proceedings*, vol. 14, D.W. McLaughlin, ed. (Providence, RI: American Mathematical Society). [3]
- Titterton, D.M. 1985, *Astronomy and Astrophysics*, vol. 144, 381–387. [4]
- Narayan, R., and Nityananda, R. 1986, *Annual Review of Astronomy and Astrophysics*, vol. 24, pp. 127–170. [5]
- Skilling, J., and Bryan, R.K. 1984, *Monthly Notices of the Royal Astronomical Society*, vol. 211, pp. 111–124. [6]
- Burch, S.F., Gull, S.F., and Skilling, J. 1983, *Computer Vision, Graphics and Image Processing*, vol. 23, pp. 113–128. [7]
- Skilling, J. 1989, in *Maximum Entropy and Bayesian Methods*, J. Skilling, ed. (Boston: Kluwer). [8]
- Frieden, B.R. 1983, *Journal of the Optical Society of America*, vol. 73, pp. 927–938. [9]
- Skilling, J., and Gull, S.F. 1985, in *Maximum-Entropy and Bayesian Methods in Inverse Problems*, C.R. Smith and W.T. Grandy, Jr., eds. (Dordrecht: Reidel). [10]
- Skilling, J. 1986, in *Maximum Entropy and Bayesian Methods in Applied Statistics*, J.H. Justice, ed. (Cambridge: Cambridge University Press). [11]
- Cornwell, T.J., and Evans, K.F. 1985, *Astronomy and Astrophysics*, vol. 143, pp. 77–83. [12]
- Gull, S.F. 1989, in *Maximum Entropy and Bayesian Methods*, J. Skilling, ed. (Boston: Kluwer). [13]

# Chapter 19. Partial Differential Equations

## 19.0 Introduction

The numerical treatment of partial differential equations is, by itself, a vast subject. Partial differential equations are at the heart of many, if not most, computer analyses or simulations of continuous physical systems, such as fluids, electromagnetic fields, the human body, and so on. The intent of this chapter is to give the briefest possible useful introduction. Ideally, there would be an entire second volume of *Numerical Recipes* dealing with partial differential equations alone. (The references [1-4] provide, of course, available alternatives.)

In most mathematics books, partial differential equations (PDEs) are classified into the three categories, *hyperbolic*, *parabolic*, and *elliptic*, on the basis of their *characteristics*, or curves of information propagation. The prototypical example of a hyperbolic equation is the one-dimensional *wave* equation

$$\frac{\partial^2 u}{\partial t^2} = v^2 \frac{\partial^2 u}{\partial x^2} \quad (19.0.1)$$

where  $v = \text{constant}$  is the velocity of wave propagation. The prototypical parabolic equation is the *diffusion* equation

$$\frac{\partial u}{\partial t} = \frac{\partial}{\partial x} \left( D \frac{\partial u}{\partial x} \right) \quad (19.0.2)$$

where  $D$  is the diffusion coefficient. The prototypical elliptic equation is the *Poisson* equation

$$\frac{\partial^2 u}{\partial x^2} + \frac{\partial^2 u}{\partial y^2} = \rho(x, y) \quad (19.0.3)$$

where the source term  $\rho$  is given. If the source term is equal to zero, the equation is *Laplace's equation*.

From a computational point of view, the classification into these three canonical types is not very meaningful — or at least not as important as some other essential distinctions. Equations (19.0.1) and (19.0.2) both define *initial value* or *Cauchy* problems: If information on  $u$  (perhaps including time derivative information) is

Sample page from NUMERICAL RECIPES IN C: THE ART OF SCIENTIFIC COMPUTING (ISBN 0-521-43108-5)  
Copyright (C) 1988-1992 by Cambridge University Press. Programs Copyright (C) 1988-1992 by Numerical Recipes Software.  
Permission is granted for internet users to make one paper copy for their own personal use. Further reproduction, or any copying of machine-readable files (including this one), to any server computer, is strictly prohibited. To order Numerical Recipes books or CDROMs, visit website <http://www.nr.com> or call 1-800-872-7423 (North America only), or send email to [directcustserv@cambridge.org](mailto:directcustserv@cambridge.org) (outside North America).

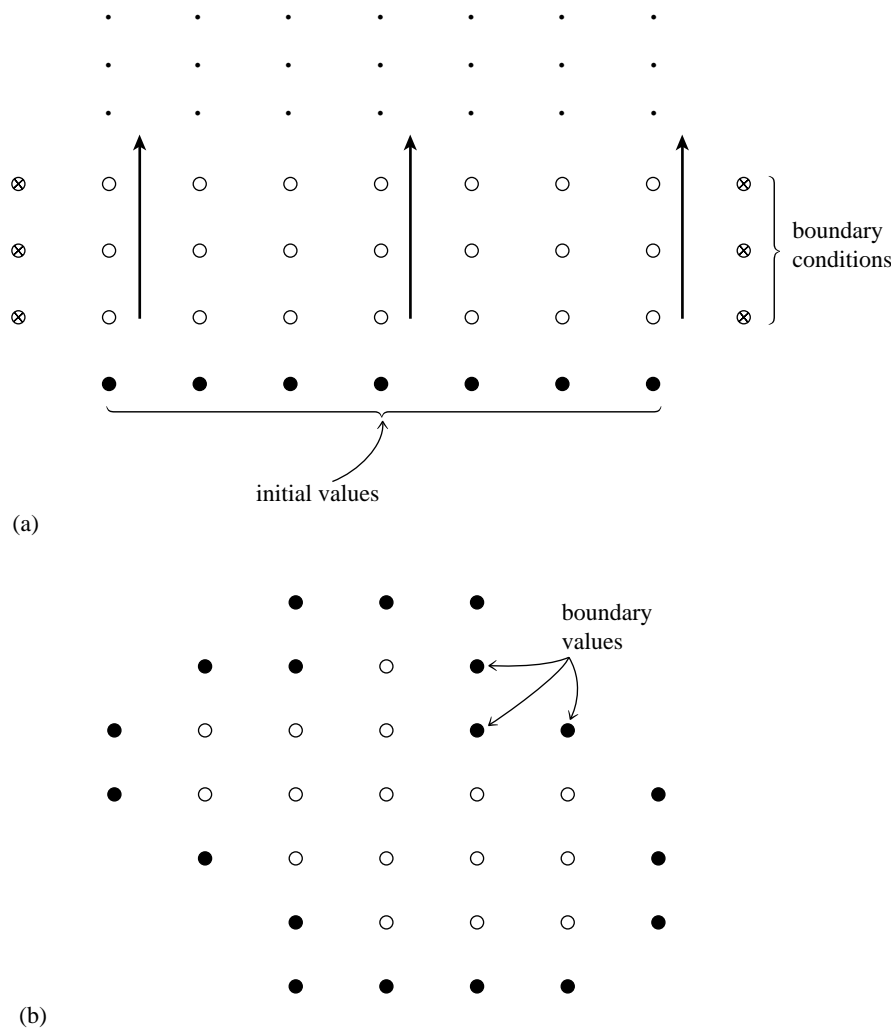


Figure 19.0.1. Initial value problem (a) and boundary value problem (b) are contrasted. In (a) initial values are given on one “time slice,” and it is desired to advance the solution in time, computing successive rows of open dots in the direction shown by the arrows. Boundary conditions at the left and right edges of each row (⊗) must also be supplied, but only one row at a time. Only one, or a few, previous rows need be maintained in memory. In (b), boundary values are specified around the edge of a grid, and an iterative process is employed to find the values of all the internal points (open circles). All grid points must be maintained in memory.

given at some initial time  $t_0$  for all  $x$ , then the equations describe how  $u(x, t)$  propagates itself forward in time. In other words, equations (19.0.1) and (19.0.2) describe time evolution. The goal of a numerical code should be to track that time evolution with some desired accuracy.

By contrast, equation (19.0.3) directs us to find a single “static” function  $u(x, y)$  which satisfies the equation within some  $(x, y)$  region of interest, and which — one must also specify — has some desired behavior on the boundary of the region of interest. These problems are called *boundary value problems*. In general it is not

Sample page from NUMERICAL RECIPES IN C: THE ART OF SCIENTIFIC COMPUTING (ISBN 0-521-43108-5)  
 Copyright (C) 1988-1992 by Cambridge University Press. Programs Copyright (C) 1988-1992 by Numerical Recipes Software.  
 Permission is granted for internet users to make one paper copy for their own personal use. Further reproduction, or any copying of machine-readable files (including this one), to any server computer, is strictly prohibited. To order Numerical Recipes books or CDROMs, visit website <http://www.nr.com> or call 1-800-872-7423 (North America only), or send email to [directcustserv@cambridge.org](mailto:directcustserv@cambridge.org) (outside North America).



possible stably to just “integrate in from the boundary” in the same sense that an initial value problem can be “integrated forward in time.” Therefore, the goal of a numerical code is somehow to converge on the correct solution everywhere at once.

This, then, is the most important classification from a computational point of view: Is the problem at hand an *initial value* (time evolution) problem? or is it a *boundary value* (static solution) problem? Figure 19.0.1 emphasizes the distinction. Notice that while the italicized terminology is standard, the terminology in parentheses is a much better description of the dichotomy from a computational perspective. The subclassification of initial value problems into parabolic and hyperbolic is much less important because (i) many actual problems are of a mixed type, and (ii) as we will see, most hyperbolic problems get parabolic pieces mixed into them by the time one is discussing practical computational schemes.

### Initial Value Problems

An initial value problem is defined by answers to the following questions:

- What are the dependent variables to be propagated forward in time?
- What is the evolution equation for each variable? Usually the evolution equations will all be coupled, with more than one dependent variable appearing on the right-hand side of each equation.
- What is the highest time derivative that occurs in each variable’s evolution equation? If possible, this time derivative should be put alone on the equation’s left-hand side. Not only the value of a variable, but also the value of all its time derivatives — up to the highest one — must be specified to define the evolution.
- What special equations (boundary conditions) govern the evolution in time of points on the boundary of the spatial region of interest? Examples: *Dirichlet conditions* specify the values of the boundary points as a function of time; *Neumann conditions* specify the values of the normal gradients on the boundary; *outgoing-wave boundary conditions* are just what they say.

Sections 19.1–19.3 of this chapter deal with initial value problems of several different forms. We make no pretence of completeness, but rather hope to convey a certain amount of generalizable information through a few carefully chosen model examples. These examples will illustrate an important point: One’s principal *computational* concern must be the *stability* of the algorithm. Many reasonable-looking algorithms for initial value problems just don’t work — they are numerically unstable.

### Boundary Value Problems

The questions that define a boundary value problem are:

- What are the variables?
- What equations are satisfied in the interior of the region of interest?
- What equations are satisfied by points on the boundary of the region of interest? (Here Dirichlet and Neumann conditions are possible choices for elliptic second-order equations, but more complicated boundary conditions can also be encountered.)

In contrast to initial value problems, stability is relatively easy to achieve for boundary value problems. Thus, the *efficiency* of the algorithms, both in computational load and storage requirements, becomes the principal concern.

Because all the conditions on a boundary value problem must be satisfied “simultaneously,” these problems usually boil down, at least conceptually, to the solution of large numbers of simultaneous algebraic equations. When such equations are nonlinear, they are usually solved by linearization and iteration; so without much loss of generality we can view the problem as being the solution of special, large linear sets of equations.

As an example, one which we will refer to in §§19.4–19.6 as our “model problem,” let us consider the solution of equation (19.0.3) by the *finite-difference method*. We represent the function  $u(x, y)$  by its values at the discrete set of points

$$\begin{aligned}x_j &= x_0 + j\Delta, & j &= 0, 1, \dots, J \\y_l &= y_0 + l\Delta, & l &= 0, 1, \dots, L\end{aligned}\tag{19.0.4}$$

where  $\Delta$  is the *grid spacing*. From now on, we will write  $u_{j,l}$  for  $u(x_j, y_l)$ , and  $\rho_{j,l}$  for  $\rho(x_j, y_l)$ . For (19.0.3) we substitute a finite-difference representation (see Figure 19.0.2),

$$\frac{u_{j+1,l} - 2u_{j,l} + u_{j-1,l}}{\Delta^2} + \frac{u_{j,l+1} - 2u_{j,l} + u_{j,l-1}}{\Delta^2} = \rho_{j,l}\tag{19.0.5}$$

or equivalently

$$u_{j+1,l} + u_{j-1,l} + u_{j,l+1} + u_{j,l-1} - 4u_{j,l} = \Delta^2 \rho_{j,l}\tag{19.0.6}$$

To write this system of linear equations in matrix form we need to make a vector out of  $u$ . Let us number the two dimensions of grid points in a single one-dimensional sequence by defining

$$i \equiv j(L + 1) + l \quad \text{for} \quad j = 0, 1, \dots, J, \quad l = 0, 1, \dots, L\tag{19.0.7}$$

In other words,  $i$  increases most rapidly along the columns representing  $y$  values. Equation (19.0.6) now becomes

$$u_{i+L+1} + u_{i-(L+1)} + u_{i+1} + u_{i-1} - 4u_i = \Delta^2 \rho_i\tag{19.0.8}$$

This equation holds only at the interior points  $j = 1, 2, \dots, J - 1; l = 1, 2, \dots, L - 1$ .

The points where

$$\begin{aligned}j &= 0 & [\text{i.e., } i &= 0, \dots, L] \\j &= J & [\text{i.e., } i &= J(L + 1), \dots, J(L + 1) + L] \\l &= 0 & [\text{i.e., } i &= 0, L + 1, \dots, J(L + 1)] \\l &= L & [\text{i.e., } i &= L, L + 1 + L, \dots, J(L + 1) + L]\end{aligned}\tag{19.0.9}$$

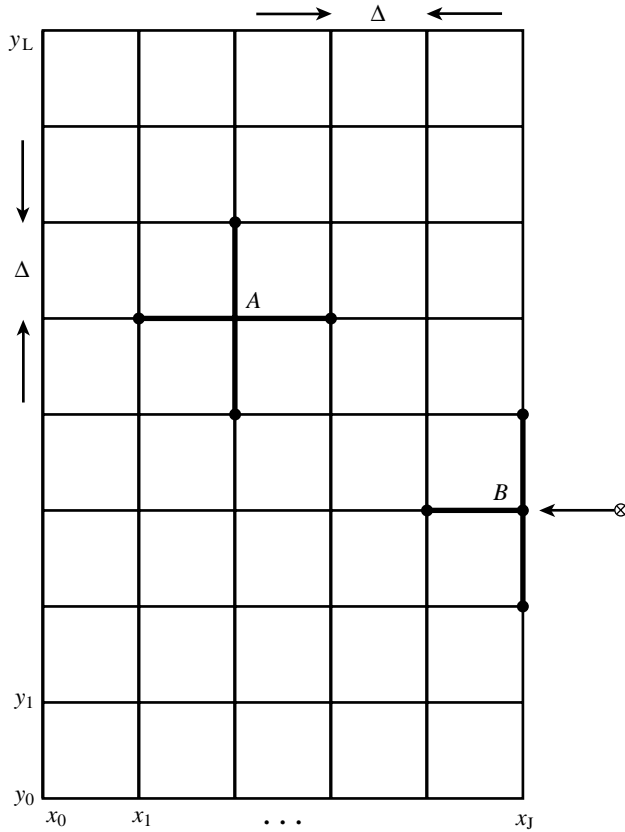


Figure 19.0.2. Finite-difference representation of a second-order elliptic equation on a two-dimensional grid. The second derivatives at the point  $A$  are evaluated using the points to which  $A$  is shown connected. The second derivatives at point  $B$  are evaluated using the connected points and also using “right-hand side” boundary information, shown schematically as  $\otimes$ .

are boundary points where either  $u$  or its derivative has been specified. If we pull all this “known” information over to the right-hand side of equation (19.0.8), then the equation takes the form

$$\mathbf{A} \cdot \mathbf{u} = \mathbf{b} \tag{19.0.10}$$

where  $\mathbf{A}$  has the form shown in Figure 19.0.3. The matrix  $\mathbf{A}$  is called “tridiagonal with fringes.” A general linear second-order elliptic equation

$$a(x, y) \frac{\partial^2 u}{\partial x^2} + b(x, y) \frac{\partial u}{\partial x} + c(x, y) \frac{\partial^2 u}{\partial y^2} + d(x, y) \frac{\partial u}{\partial y} + e(x, y) \frac{\partial^2 u}{\partial x \partial y} + f(x, y)u = g(x, y) \tag{19.0.11}$$

will lead to a matrix of similar structure except that the nonzero entries will not be constants.

As a rough classification, there are three different approaches to the solution of equation (19.0.10), not all applicable in all cases: relaxation methods, “rapid” methods (e.g., Fourier methods), and direct matrix methods.

Sample page from NUMERICAL RECIPES IN C: THE ART OF SCIENTIFIC COMPUTING (ISBN 0-521-43108-5)  
 Copyright (C) 1988-1992 by Cambridge University Press. Programs Copyright (C) 1988-1992 by Numerical Recipes Software.  
 Permission is granted for internet users to make one paper copy for their own personal use. Further reproduction, or any copying of machine-readable files (including this one), to any server computer, is strictly prohibited. To order Numerical Recipes books or CDROMs, visit website <http://www.nr.com> or call 1-800-872-7423 (North America only), or send email to [directcustserv@cambridge.org](mailto:directcustserv@cambridge.org) (outside North America).

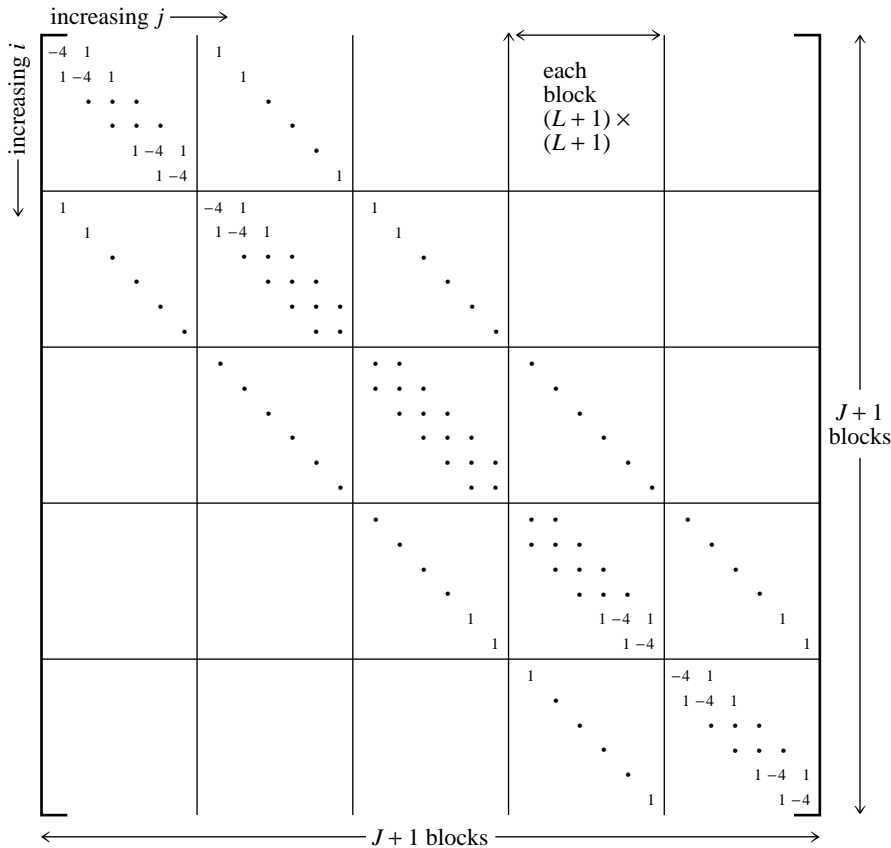


Figure 19.0.3. Matrix structure derived from a second-order elliptic equation (here equation 19.0.6). All elements not shown are zero. The matrix has diagonal blocks that are themselves tridiagonal, and sub- and super-diagonal blocks that are diagonal. This form is called “tridiagonal with fringes.” A matrix this sparse would never be stored in its full form as shown here.

Relaxation methods make immediate use of the structure of the sparse matrix

A. The matrix is split into two parts

$$\mathbf{A} = \mathbf{E} - \mathbf{F} \tag{19.0.12}$$

where  $\mathbf{E}$  is easily invertible and  $\mathbf{F}$  is the remainder. Then (19.0.10) becomes

$$\mathbf{E} \cdot \mathbf{u} = \mathbf{F} \cdot \mathbf{u} + \mathbf{b} \tag{19.0.13}$$

The relaxation method involves choosing an initial guess  $\mathbf{u}^{(0)}$  and then solving successively for iterates  $\mathbf{u}^{(r)}$  from

$$\mathbf{E} \cdot \mathbf{u}^{(r)} = \mathbf{F} \cdot \mathbf{u}^{(r-1)} + \mathbf{b} \tag{19.0.14}$$

Since  $\mathbf{E}$  is chosen to be easily invertible, each iteration is fast. We will discuss relaxation methods in some detail in §19.5 and §19.6.

Sample page from NUMERICAL RECIPES IN C: THE ART OF SCIENTIFIC COMPUTING (ISBN 0-521-43108-5)  
 Copyright (C) 1988-1992 by Cambridge University Press. Programs Copyright (C) 1988-1992 by Numerical Recipes Software.  
 Permission is granted for internet users to make one paper copy for their own personal use. Further reproduction, or any copying of machine-readable files (including this one), to any server computer, is strictly prohibited. To order Numerical Recipes books or CDROMs, visit website <http://www.nr.com> or call 1-800-872-7423 (North America only), or send email to [directcustserv@cambridge.org](mailto:directcustserv@cambridge.org) (outside North America).

So-called rapid methods [5] apply for only a rather special class of equations: those with constant coefficients, or, more generally, those that are separable in the chosen coordinates. In addition, the boundaries must coincide with coordinate lines. This special class of equations is met quite often in practice. We defer detailed discussion to §19.4. Note, however, that the multigrid relaxation methods discussed in §19.6 can be faster than “rapid” methods.

Matrix methods attempt to solve the equation

$$\mathbf{A} \cdot \mathbf{x} = \mathbf{b} \quad (19.0.15)$$

directly. The degree to which this is practical depends very strongly on the exact structure of the matrix  $\mathbf{A}$  for the problem at hand, so our discussion can go no farther than a few remarks and references at this point.

Sparseness of the matrix *must* be the guiding force. Otherwise the matrix problem is prohibitively large. For example, the simplest problem on a  $100 \times 100$  spatial grid would involve 10000 unknown  $u_{j,l}$ 's, implying a  $10000 \times 10000$  matrix  $\mathbf{A}$ , containing  $10^8$  elements!

As we discussed at the end of §2.7, if  $\mathbf{A}$  is symmetric and positive definite (as it usually is in elliptic problems), the conjugate-gradient algorithm can be used. In practice, rounding error often spoils the effectiveness of the conjugate gradient algorithm for solving finite-difference equations. However, it is useful when incorporated in methods that first rewrite the equations so that  $\mathbf{A}$  is transformed to a matrix  $\mathbf{A}'$  that is close to the identity matrix. The quadratic surface defined by the equations then has almost spherical contours, and the conjugate gradient algorithm works very well. In §2.7, in the routine `linbcg`, an analogous *preconditioner* was exploited for non-positive definite problems with the more general biconjugate gradient method. For the positive definite case that arises in PDEs, an example of a successful implementation is the *incomplete Cholesky conjugate gradient method (ICCG)* (see [6-8]).

Another method that relies on a transformation approach is the *strongly implicit procedure* of Stone [9]. A program called SIPSOL that implements this routine has been published [10].

A third class of matrix methods is the Analyze-Factorize-Operate approach as described in §2.7.

Generally speaking, when you have the storage available to implement these methods — not nearly as much as the  $10^8$  above, but usually much more than is required by relaxation methods — then you should consider doing so. Only multigrid relaxation methods (§19.6) are competitive with the best matrix methods. For grids larger than, say,  $300 \times 300$ , however, it is generally found that only relaxation methods, or “rapid” methods when they are applicable, are possible.

### ***There Is More to Life than Finite Differencing***

Besides finite differencing, there are other methods for solving PDEs. Most important are finite element, Monte Carlo, spectral, and variational methods. Unfortunately, we shall barely be able to do justice to finite differencing in this chapter, and so shall not be able to discuss these other methods in this book. Finite element methods [11-12] are often preferred by practitioners in solid mechanics and structural

engineering; these methods allow considerable freedom in putting computational elements where you want them, important when dealing with highly irregular geometries. Spectral methods [13-15] are preferred for very regular geometries and smooth functions; they converge more rapidly than finite-difference methods (cf. §19.4), but they do not work well for problems with discontinuities.

#### CITED REFERENCES AND FURTHER READING:

- Ames, W.F. 1977, *Numerical Methods for Partial Differential Equations*, 2nd ed. (New York: Academic Press). [1]
- Richtmyer, R.D., and Morton, K.W. 1967, *Difference Methods for Initial Value Problems*, 2nd ed. (New York: Wiley-Interscience). [2]
- Roache, P.J. 1976, *Computational Fluid Dynamics* (Albuquerque: Hermosa). [3]
- Mitchell, A.R., and Griffiths, D.F. 1980, *The Finite Difference Method in Partial Differential Equations* (New York: Wiley) [includes discussion of finite element methods]. [4]
- Dorr, F.W. 1970, *SIAM Review*, vol. 12, pp. 248–263. [5]
- Meijerink, J.A., and van der Vorst, H.A. 1977, *Mathematics of Computation*, vol. 31, pp. 148–162. [6]
- van der Vorst, H.A. 1981, *Journal of Computational Physics*, vol. 44, pp. 1–19 [review of sparse iterative methods]. [7]
- Kershaw, D.S. 1970, *Journal of Computational Physics*, vol. 26, pp. 43–65. [8]
- Stone, H.J. 1968, *SIAM Journal on Numerical Analysis*, vol. 5, pp. 530–558. [9]
- Jesshope, C.R. 1979, *Computer Physics Communications*, vol. 17, pp. 383–391. [10]
- Strang, G., and Fix, G. 1973, *An Analysis of the Finite Element Method* (Englewood Cliffs, NJ: Prentice-Hall). [11]
- Burnett, D.S. 1987, *Finite Element Analysis: From Concepts to Applications* (Reading, MA: Addison-Wesley). [12]
- Gottlieb, D. and Orszag, S.A. 1977, *Numerical Analysis of Spectral Methods: Theory and Applications* (Philadelphia: S.I.A.M.). [13]
- Canuto, C., Hussaini, M.Y., Quarteroni, A., and Zang, T.A. 1988, *Spectral Methods in Fluid Dynamics* (New York: Springer-Verlag). [14]
- Boyd, J.P. 1989, *Chebyshev and Fourier Spectral Methods* (New York: Springer-Verlag). [15]

## 19.1 Flux-Conservative Initial Value Problems

A large class of initial value (time-evolution) PDEs in one space dimension can be cast into the form of a *flux-conservative equation*,

$$\frac{\partial \mathbf{u}}{\partial t} = - \frac{\partial \mathbf{F}(\mathbf{u})}{\partial x} \quad (19.1.1)$$

where  $\mathbf{u}$  and  $\mathbf{F}$  are vectors, and where (in some cases)  $\mathbf{F}$  may depend not only on  $\mathbf{u}$  but also on spatial derivatives of  $\mathbf{u}$ . The vector  $\mathbf{F}$  is called the *conserved flux*.

For example, the prototypical hyperbolic equation, the one-dimensional wave equation with constant velocity of propagation  $v$

$$\frac{\partial^2 u}{\partial t^2} = v^2 \frac{\partial^2 u}{\partial x^2} \quad (19.1.2)$$

engineering; these methods allow considerable freedom in putting computational elements where you want them, important when dealing with highly irregular geometries. Spectral methods [13-15] are preferred for very regular geometries and smooth functions; they converge more rapidly than finite-difference methods (cf. §19.4), but they do not work well for problems with discontinuities.

#### CITED REFERENCES AND FURTHER READING:

- Ames, W.F. 1977, *Numerical Methods for Partial Differential Equations*, 2nd ed. (New York: Academic Press). [1]
- Richtmyer, R.D., and Morton, K.W. 1967, *Difference Methods for Initial Value Problems*, 2nd ed. (New York: Wiley-Interscience). [2]
- Roache, P.J. 1976, *Computational Fluid Dynamics* (Albuquerque: Hermosa). [3]
- Mitchell, A.R., and Griffiths, D.F. 1980, *The Finite Difference Method in Partial Differential Equations* (New York: Wiley) [includes discussion of finite element methods]. [4]
- Dorr, F.W. 1970, *SIAM Review*, vol. 12, pp. 248–263. [5]
- Meijerink, J.A., and van der Vorst, H.A. 1977, *Mathematics of Computation*, vol. 31, pp. 148–162. [6]
- van der Vorst, H.A. 1981, *Journal of Computational Physics*, vol. 44, pp. 1–19 [review of sparse iterative methods]. [7]
- Kershaw, D.S. 1970, *Journal of Computational Physics*, vol. 26, pp. 43–65. [8]
- Stone, H.J. 1968, *SIAM Journal on Numerical Analysis*, vol. 5, pp. 530–558. [9]
- Jesshope, C.R. 1979, *Computer Physics Communications*, vol. 17, pp. 383–391. [10]
- Strang, G., and Fix, G. 1973, *An Analysis of the Finite Element Method* (Englewood Cliffs, NJ: Prentice-Hall). [11]
- Burnett, D.S. 1987, *Finite Element Analysis: From Concepts to Applications* (Reading, MA: Addison-Wesley). [12]
- Gottlieb, D. and Orszag, S.A. 1977, *Numerical Analysis of Spectral Methods: Theory and Applications* (Philadelphia: S.I.A.M.). [13]
- Canuto, C., Hussaini, M.Y., Quarteroni, A., and Zang, T.A. 1988, *Spectral Methods in Fluid Dynamics* (New York: Springer-Verlag). [14]
- Boyd, J.P. 1989, *Chebyshev and Fourier Spectral Methods* (New York: Springer-Verlag). [15]

## 19.1 Flux-Conservative Initial Value Problems

A large class of initial value (time-evolution) PDEs in one space dimension can be cast into the form of a *flux-conservative equation*,

$$\frac{\partial \mathbf{u}}{\partial t} = - \frac{\partial \mathbf{F}(\mathbf{u})}{\partial x} \quad (19.1.1)$$

where  $\mathbf{u}$  and  $\mathbf{F}$  are vectors, and where (in some cases)  $\mathbf{F}$  may depend not only on  $\mathbf{u}$  but also on spatial derivatives of  $\mathbf{u}$ . The vector  $\mathbf{F}$  is called the *conserved flux*.

For example, the prototypical hyperbolic equation, the one-dimensional wave equation with constant velocity of propagation  $v$

$$\frac{\partial^2 u}{\partial t^2} = v^2 \frac{\partial^2 u}{\partial x^2} \quad (19.1.2)$$

can be rewritten as a set of two first-order equations

$$\begin{aligned}\frac{\partial r}{\partial t} &= v \frac{\partial s}{\partial x} \\ \frac{\partial s}{\partial t} &= v \frac{\partial r}{\partial x}\end{aligned}\quad (19.1.3)$$

where

$$\begin{aligned}r &\equiv v \frac{\partial u}{\partial x} \\ s &\equiv \frac{\partial u}{\partial t}\end{aligned}\quad (19.1.4)$$

In this case  $r$  and  $s$  become the two components of  $\mathbf{u}$ , and the flux is given by the linear matrix relation

$$\mathbf{F}(\mathbf{u}) = \begin{pmatrix} 0 & -v \\ -v & 0 \end{pmatrix} \cdot \mathbf{u} \quad (19.1.5)$$

(The physicist-reader may recognize equations (19.1.3) as analogous to Maxwell's equations for one-dimensional propagation of electromagnetic waves.)

We will consider, in this section, a prototypical example of the general flux-conservative equation (19.1.1), namely the equation for a scalar  $u$ ,

$$\frac{\partial u}{\partial t} = -v \frac{\partial u}{\partial x} \quad (19.1.6)$$

with  $v$  a constant. As it happens, we already know analytically that the general solution of this equation is a wave propagating in the positive  $x$ -direction,

$$u = f(x - vt) \quad (19.1.7)$$

where  $f$  is an arbitrary function. However, the numerical strategies that we develop will be equally applicable to the more general equations represented by (19.1.1). In some contexts, equation (19.1.6) is called an *advective* equation, because the quantity  $u$  is transported by a "fluid flow" with a velocity  $v$ .

How do we go about finite differencing equation (19.1.6) (or, analogously, 19.1.1)? The straightforward approach is to choose equally spaced points along both the  $t$ - and  $x$ -axes. Thus denote

$$\begin{aligned}x_j &= x_0 + j\Delta x, & j &= 0, 1, \dots, J \\ t_n &= t_0 + n\Delta t, & n &= 0, 1, \dots, N\end{aligned}\quad (19.1.8)$$

Let  $u_j^n$  denote  $u(t_n, x_j)$ . We have several choices for representing the time derivative term. The obvious way is to set

$$\left. \frac{\partial u}{\partial t} \right|_{j,n} = \frac{u_j^{n+1} - u_j^n}{\Delta t} + O(\Delta t) \quad (19.1.9)$$

This is called *forward Euler* differencing (cf. equation 16.1.1). While forward Euler is only first-order accurate in  $\Delta t$ , it has the advantage that one is able to calculate



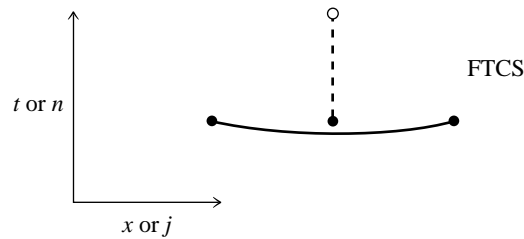


Figure 19.1.1. Representation of the Forward Time Centered Space (FTCS) differencing scheme. In this and subsequent figures, the open circle is the new point at which the solution is desired; filled circles are known points whose function values are used in calculating the new point; the solid lines connect points that are used to calculate spatial derivatives; the dashed lines connect points that are used to calculate time derivatives. The FTCS scheme is generally unstable for hyperbolic problems and cannot usually be used.

quantities at timestep  $n + 1$  in terms of only quantities known at timestep  $n$ . For the space derivative, we can use a second-order representation still using only quantities known at timestep  $n$ :

$$\left. \frac{\partial u}{\partial x} \right|_{j,n} = \frac{u_{j+1}^n - u_{j-1}^n}{2\Delta x} + O(\Delta x^2) \quad (19.1.10)$$

The resulting finite-difference approximation to equation (19.1.6) is called the FTCS representation (Forward Time Centered Space),

$$\frac{u_j^{n+1} - u_j^n}{\Delta t} = -v \left( \frac{u_{j+1}^n - u_{j-1}^n}{2\Delta x} \right) \quad (19.1.11)$$

which can easily be rearranged to be a formula for  $u_j^{n+1}$  in terms of the other quantities. The FTCS scheme is illustrated in Figure 19.1.1. It's a fine example of an algorithm that is easy to derive, takes little storage, and executes quickly. Too bad it doesn't work! (See below.)

The FTCS representation is an *explicit* scheme. This means that  $u_j^{n+1}$  for each  $j$  can be calculated explicitly from the quantities that are already known. Later we shall meet *implicit* schemes, which require us to solve implicit equations coupling the  $u_j^{n+1}$  for various  $j$ . (Explicit and implicit methods for ordinary differential equations were discussed in §16.6.) The FTCS algorithm is also an example of a *single-level* scheme, since only values at time level  $n$  have to be stored to find values at time level  $n + 1$ .

### von Neumann Stability Analysis

Unfortunately, equation (19.1.11) is of very limited usefulness. It is an *unstable* method, which can be used only (if at all) to study waves for a short fraction of one oscillation period. To find alternative methods with more general applicability, we must introduce the *von Neumann stability analysis*.

The von Neumann analysis is local: We imagine that the coefficients of the difference equations are so slowly varying as to be considered constant in space and time. In that case, the independent solutions, or *eigenmodes*, of the difference equations are all of the form

$$u_j^n = \xi^n e^{ikj\Delta x} \quad (19.1.12)$$

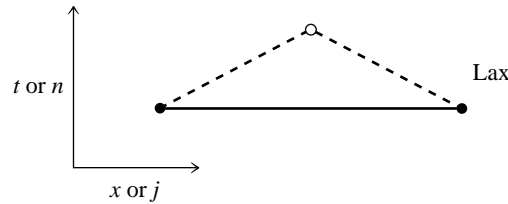


Figure 19.1.2. Representation of the Lax differencing scheme, as in the previous figure. The stability criterion for this scheme is the Courant condition.

where  $k$  is a real spatial wave number (which can have any value) and  $\xi = \xi(k)$  is a complex number that depends on  $k$ . The key fact is that the time dependence of a single eigenmode is nothing more than successive integer powers of the complex number  $\xi$ . Therefore, the difference equations are unstable (have exponentially growing modes) if  $|\xi(k)| > 1$  for *some*  $k$ . The number  $\xi$  is called the *amplification factor* at a given wave number  $k$ .

To find  $\xi(k)$ , we simply substitute (19.1.12) back into (19.1.11). Dividing by  $\xi^n$ , we get

$$\xi(k) = 1 - i \frac{v\Delta t}{\Delta x} \sin k\Delta x \quad (19.1.13)$$

whose modulus is  $> 1$  for *all*  $k$ ; so the FTCS scheme is unconditionally unstable.

If the velocity  $v$  were a function of  $t$  and  $x$ , then we would write  $v_j^n$  in equation (19.1.11). In the von Neumann stability analysis we would still treat  $v$  as a constant, the idea being that for  $v$  slowly varying the analysis is local. In fact, even in the case of strictly constant  $v$ , the von Neumann analysis does not rigorously treat the end effects at  $j = 0$  and  $j = N$ .

More generally, if the equation's right-hand side were nonlinear in  $u$ , then a von Neumann analysis would linearize by writing  $u = u_0 + \delta u$ , expanding to linear order in  $\delta u$ . Assuming that the  $u_0$  quantities already satisfy the difference equation exactly, the analysis would look for an unstable eigenmode of  $\delta u$ .

Despite its lack of rigor, the von Neumann method generally gives valid answers and is much easier to apply than more careful methods. We accordingly adopt it exclusively. (See, for example, [1] for a discussion of other methods of stability analysis.)

### Lax Method

The instability in the FTCS method can be cured by a simple change due to Lax. One replaces the term  $u_j^n$  in the time derivative term by its average (Figure 19.1.2):

$$u_j^n \rightarrow \frac{1}{2} (u_{j+1}^n + u_{j-1}^n) \quad (19.1.14)$$

This turns (19.1.11) into

$$u_j^{n+1} = \frac{1}{2} (u_{j+1}^n + u_{j-1}^n) - \frac{v\Delta t}{2\Delta x} (u_{j+1}^n - u_{j-1}^n) \quad (19.1.15)$$

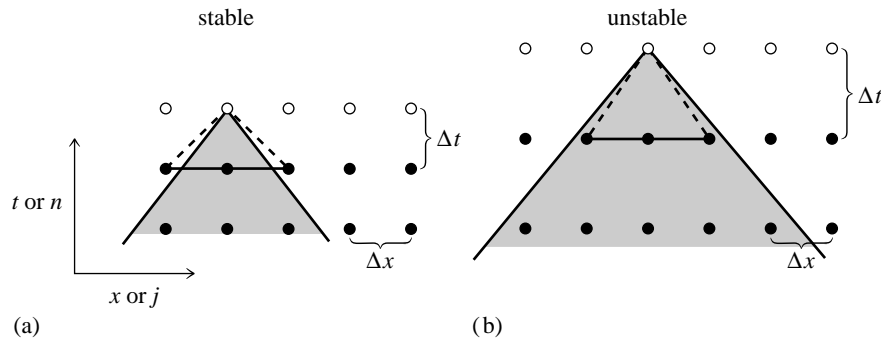


Figure 19.1.3. Courant condition for stability of a differencing scheme. The solution of a hyperbolic problem at a point depends on information within some domain of dependency to the past, shown here shaded. The differencing scheme (19.1.15) has its own domain of dependency determined by the choice of points on one time slice (shown as connected solid dots) whose values are used in determining a new point (shown connected by dashed lines). A differencing scheme is Courant stable if the differencing domain of dependency is larger than that of the PDEs, as in (a), and unstable if the relationship is the reverse, as in (b). For more complicated differencing schemes, the domain of dependency might not be determined simply by the outermost points.

Substituting equation (19.1.12), we find for the amplification factor

$$\xi = \cos k\Delta x - i \frac{v\Delta t}{\Delta x} \sin k\Delta x \quad (19.1.16)$$

The stability condition  $|\xi|^2 \leq 1$  leads to the requirement

$$\frac{|v|\Delta t}{\Delta x} \leq 1 \quad (19.1.17)$$

This is the famous Courant-Friedrichs-Lewy stability criterion, often called simply the *Courant condition*. Intuitively, the stability condition can be understood as follows (Figure 19.1.3): The quantity  $u_j^{n+1}$  in equation (19.1.15) is computed from information at points  $j-1$  and  $j+1$  at time  $n$ . In other words,  $x_{j-1}$  and  $x_{j+1}$  are the boundaries of the spatial region that is allowed to communicate information to  $u_j^{n+1}$ . Now recall that in the continuum wave equation, information actually propagates with a maximum velocity  $v$ . If the point  $u_j^{n+1}$  is outside of the shaded region in Figure 19.1.3, then it requires information from points more distant than the differencing scheme allows. Lack of that information gives rise to an instability. Therefore,  $\Delta t$  cannot be made too large.

The surprising result, that the simple replacement (19.1.14) stabilizes the FTCS scheme, is our first encounter with the fact that differencing PDEs is an art as much as a science. To see if we can demystify the art somewhat, let us compare the FTCS and Lax schemes by rewriting equation (19.1.15) so that it is in the form of equation (19.1.11) with a remainder term:

$$\frac{u_j^{n+1} - u_j^n}{\Delta t} = -v \left( \frac{u_{j+1}^n - u_{j-1}^n}{2\Delta x} \right) + \frac{1}{2} \left( \frac{u_{j+1}^n - 2u_j^n + u_{j-1}^n}{\Delta t} \right) \quad (19.1.18)$$

But this is exactly the FTCS representation of the equation

$$\frac{\partial u}{\partial t} = -v \frac{\partial u}{\partial x} + \frac{(\Delta x)^2}{2\Delta t} \nabla^2 u \quad (19.1.19)$$

where  $\nabla^2 = \partial^2/\partial x^2$  in one dimension. We have, in effect, added a diffusion term to the equation, or, if you recall the form of the Navier-Stokes equation for viscous fluid flow, a dissipative term. The Lax scheme is thus said to have *numerical dissipation*, or *numerical viscosity*. We can see this also in the amplification factor. Unless  $|v|\Delta t$  is exactly equal to  $\Delta x$ ,  $|\xi| < 1$  and the amplitude of the wave decreases spuriously.

Isn't a spurious decrease as bad as a spurious increase? No. The scales that we hope to study accurately are those that encompass many grid points, so that they have  $k\Delta x \ll 1$ . (The spatial wave number  $k$  is defined by equation 19.1.12.) For these scales, the amplification factor can be seen to be very close to one, in both the stable and unstable schemes. The stable and unstable schemes are therefore about equally accurate. For the unstable scheme, however, short scales with  $k\Delta x \sim 1$ , which we are not interested in, will blow up and swamp the interesting part of the solution. Much better to have a stable scheme in which these short wavelengths die away innocuously. Both the stable and the unstable schemes are *inaccurate* for these short wavelengths, but the inaccuracy is of a tolerable character when the scheme is stable.

When the independent variable  $\mathbf{u}$  is a vector, then the von Neumann analysis is slightly more complicated. For example, we can consider equation (19.1.3), rewritten as

$$\frac{\partial}{\partial t} \begin{bmatrix} r \\ s \end{bmatrix} = \frac{\partial}{\partial x} \begin{bmatrix} vs \\ vr \end{bmatrix} \tag{19.1.20}$$

The Lax method for this equation is

$$\begin{aligned} r_j^{n+1} &= \frac{1}{2}(r_{j+1}^n + r_{j-1}^n) + \frac{v\Delta t}{2\Delta x}(s_{j+1}^n - s_{j-1}^n) \\ s_j^{n+1} &= \frac{1}{2}(s_{j+1}^n + s_{j-1}^n) + \frac{v\Delta t}{2\Delta x}(r_{j+1}^n - r_{j-1}^n) \end{aligned} \tag{19.1.21}$$

The von Neumann stability analysis now proceeds by assuming that the eigenmode is of the following (vector) form,

$$\begin{bmatrix} r_j^n \\ s_j^n \end{bmatrix} = \xi^n e^{ikj\Delta x} \begin{bmatrix} r^0 \\ s^0 \end{bmatrix} \tag{19.1.22}$$

Here the vector on the right-hand side is a constant (both in space and in time) eigenvector, and  $\xi$  is a complex number, as before. Substituting (19.1.22) into (19.1.21), and dividing by the power  $\xi^n$ , gives the homogeneous vector equation

$$\begin{bmatrix} (\cos k\Delta x) - \xi & i\frac{v\Delta t}{\Delta x} \sin k\Delta x \\ i\frac{v\Delta t}{\Delta x} \sin k\Delta x & (\cos k\Delta x) - \xi \end{bmatrix} \cdot \begin{bmatrix} r^0 \\ s^0 \end{bmatrix} = \begin{bmatrix} 0 \\ 0 \end{bmatrix} \tag{19.1.23}$$

This admits a solution only if the determinant of the matrix on the left vanishes, a condition easily shown to yield the two roots  $\xi$

$$\xi = \cos k\Delta x \pm i\frac{v\Delta t}{\Delta x} \sin k\Delta x \tag{19.1.24}$$

The stability condition is that both roots satisfy  $|\xi| \leq 1$ . This again turns out to be simply the Courant condition (19.1.17).

Sample page from NUMERICAL RECIPES IN C: THE ART OF SCIENTIFIC COMPUTING (ISBN 0-521-43108-5)  
 Copyright (C) 1988-1992 by Cambridge University Press. Programs Copyright (C) 1988-1992 by Numerical Recipes Software.  
 Permission is granted for internet users to make one paper copy for their own personal use. Further reproduction, or any copying of machine-readable files (including this one), to any server computer, is strictly prohibited. To order Numerical Recipes books or CDROMs, visit website <http://www.nr.com> or call 1-800-872-7423 (North America only), or send email to [directcustserv@cambridge.org](mailto:directcustserv@cambridge.org) (outside North America).

### Other Varieties of Error

Thus far we have been concerned with *amplitude error*, because of its intimate connection with the stability or instability of a differencing scheme. Other varieties of error are relevant when we shift our concern to accuracy, rather than stability.

Finite-difference schemes for hyperbolic equations can exhibit dispersion, or *phase errors*. For example, equation (19.1.16) can be rewritten as

$$\xi = e^{-ik\Delta x} + i \left( 1 - \frac{v\Delta t}{\Delta x} \right) \sin k\Delta x \quad (19.1.25)$$

An arbitrary initial wave packet is a superposition of modes with different  $k$ 's. At each timestep the modes get multiplied by different phase factors (19.1.25), depending on their value of  $k$ . If  $\Delta t = \Delta x/v$ , then the exact solution for each mode of a wave packet  $f(x - vt)$  is obtained if each mode gets multiplied by  $\exp(-ik\Delta x)$ . For this value of  $\Delta t$ , equation (19.1.25) shows that the finite-difference solution gives the exact analytic result. However, if  $v\Delta t/\Delta x$  is not exactly 1, the phase relations of the modes can become hopelessly garbled and the wave packet disperses. Note from (19.1.25) that the dispersion becomes large as soon as the wavelength becomes comparable to the grid spacing  $\Delta x$ .

A third type of error is one associated with nonlinear hyperbolic equations and is therefore sometimes called *nonlinear instability*. For example, a piece of the Euler or Navier-Stokes equations for fluid flow looks like

$$\frac{\partial v}{\partial t} = -v \frac{\partial v}{\partial x} + \dots \quad (19.1.26)$$

The nonlinear term in  $v$  can cause a transfer of energy in Fourier space from long wavelengths to short wavelengths. This results in a wave profile steepening until a vertical profile or “shock” develops. Since the von Neumann analysis suggests that the stability can depend on  $k\Delta x$ , a scheme that was stable for shallow profiles can become unstable for steep profiles. This kind of difficulty arises in a differencing scheme where the cascade in Fourier space is halted at the shortest wavelength representable on the grid, that is, at  $k \sim 1/\Delta x$ . If energy simply accumulates in these modes, it eventually swamps the energy in the long wavelength modes of interest.

Nonlinear instability and shock formation is thus somewhat controlled by numerical viscosity such as that discussed in connection with equation (19.1.18) above. In some fluid problems, however, shock formation is not merely an annoyance, but an actual physical behavior of the fluid whose detailed study is a goal. Then, numerical viscosity alone may not be adequate or sufficiently controllable. This is a complicated subject which we discuss further in the subsection on fluid dynamics, below.

For wave equations, propagation errors (amplitude or phase) are usually most worrisome. For advective equations, on the other hand, *transport errors* are usually of greater concern. In the Lax scheme, equation (19.1.15), a disturbance in the advected quantity  $u$  at mesh point  $j$  propagates to mesh points  $j + 1$  and  $j - 1$  at the next timestep. In reality, however, if the velocity  $v$  is positive then only mesh point  $j + 1$  should be affected.

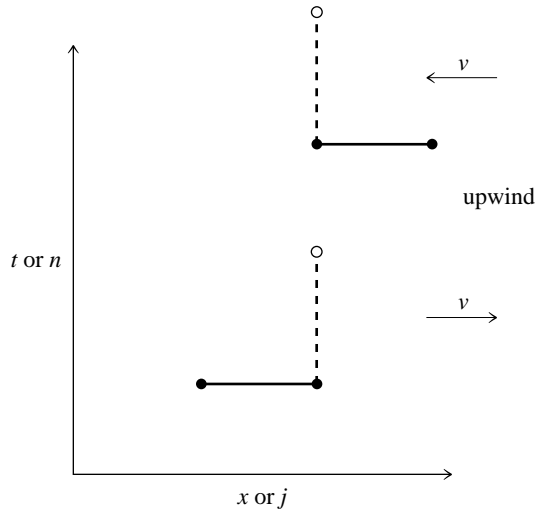


Figure 19.1.4. Representation of upwind differencing schemes. The upper scheme is stable when the advection constant  $v$  is negative, as shown; the lower scheme is stable when the advection constant  $v$  is positive, also as shown. The Courant condition must, of course, also be satisfied.

The simplest way to model the transport properties “better” is to use *upwind differencing* (see Figure 19.1.4):

$$\frac{u_j^{n+1} - u_j^n}{\Delta t} = -v_j^n \begin{cases} \frac{u_j^n - u_{j-1}^n}{\Delta x}, & v_j^n > 0 \\ \frac{u_{j+1}^n - u_j^n}{\Delta x}, & v_j^n < 0 \end{cases} \quad (19.1.27)$$

Note that this scheme is only first-order, not second-order, accurate in the calculation of the spatial derivatives. How can it be “better”? The answer is one that annoys the mathematicians: The goal of numerical simulations is not always “accuracy” in a strictly mathematical sense, but sometimes “fidelity” to the underlying physics in a sense that is looser and more pragmatic. In such contexts, some kinds of error are much more tolerable than others. Upwind differencing generally adds fidelity to problems where the advected variables are liable to undergo sudden changes of state, e.g., as they pass through shocks or other discontinuities. You will have to be guided by the specific nature of your own problem.

For the differencing scheme (19.1.27), the amplification factor (for constant  $v$ ) is

$$\xi = 1 - \left| \frac{v\Delta t}{\Delta x} \right| (1 - \cos k\Delta x) - i \frac{v\Delta t}{\Delta x} \sin k\Delta x \quad (19.1.28)$$

$$|\xi|^2 = 1 - 2 \left| \frac{v\Delta t}{\Delta x} \right| \left( 1 - \left| \frac{v\Delta t}{\Delta x} \right| \right) (1 - \cos k\Delta x) \quad (19.1.29)$$

So the stability criterion  $|\xi|^2 \leq 1$  is (again) simply the Courant condition (19.1.17).

There are various ways of improving the accuracy of first-order upwind differencing. In the continuum equation, material originally a distance  $v\Delta t$  away

Sample page from NUMERICAL RECIPES IN C: THE ART OF SCIENTIFIC COMPUTING (ISBN 0-521-43108-5)  
 Copyright (C) 1988-1992 by Cambridge University Press. Programs Copyright (C) 1988-1992 by Numerical Recipes Software.  
 Permission is granted for internet users to make one paper copy for their own personal use. Further reproduction, or any copying of machine-readable files (including this one), to any server computer, is strictly prohibited. To order Numerical Recipes books or CDROMs, visit website <http://www.nr.com> or call 1-800-872-7423 (North America only), or send email to [directcustserv@cambridge.org](mailto:directcustserv@cambridge.org) (outside North America).

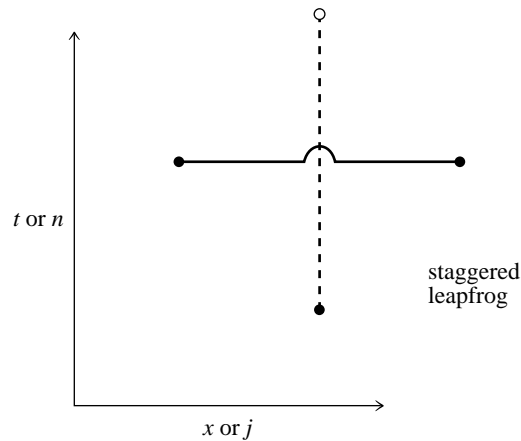


Figure 19.1.5. Representation of the staggered leapfrog differencing scheme. Note that information from two previous time slices is used in obtaining the desired point. This scheme is second-order accurate in both space and time.

arrives at a given point after a time interval  $\Delta t$ . In the first-order method, the material always arrives from  $\Delta x$  away. If  $v\Delta t \ll \Delta x$  (to insure accuracy), this can cause a large error. One way of reducing this error is to interpolate  $u$  between  $j - 1$  and  $j$  before transporting it. This gives effectively a second-order method. Various schemes for second-order upwind differencing are discussed and compared in [2-3].

### Second-Order Accuracy in Time

When using a method that is first-order accurate in time but second-order accurate in space, one generally has to take  $v\Delta t$  significantly smaller than  $\Delta x$  to achieve desired accuracy, say, by at least a factor of 5. Thus the Courant condition is not actually the limiting factor with such schemes in practice. However, there are schemes that are second-order accurate in both space and time, and these can often be pushed right to their stability limit, with correspondingly smaller computation times.

For example, the *staggered leapfrog* method for the conservation equation (19.1.1) is defined as follows (Figure 19.1.5): Using the values of  $u^n$  at time  $t^n$ , compute the fluxes  $F_j^n$ . Then compute new values  $u^{n+1}$  using the time-centered values of the fluxes:

$$u_j^{n+1} - u_j^{n-1} = -\frac{\Delta t}{\Delta x}(F_{j+1}^n - F_{j-1}^n) \quad (19.1.30)$$

The name comes from the fact that the time levels in the time derivative term “leapfrog” over the time levels in the space derivative term. The method requires that  $u^{n-1}$  and  $u^n$  be stored to compute  $u^{n+1}$ .

For our simple model equation (19.1.6), staggered leapfrog takes the form

$$u_j^{n+1} - u_j^{n-1} = -\frac{v\Delta t}{\Delta x}(u_{j+1}^n - u_{j-1}^n) \quad (19.1.31)$$

The von Neumann stability analysis now gives a quadratic equation for  $\xi$ , rather than a linear one, because of the occurrence of three consecutive powers of  $\xi$  when the

form (19.1.12) for an eigenmode is substituted into equation (19.1.31),

$$\xi^2 - 1 = -2i\xi \frac{v\Delta t}{\Delta x} \sin k\Delta x \tag{19.1.32}$$

whose solution is

$$\xi = -i \frac{v\Delta t}{\Delta x} \sin k\Delta x \pm \sqrt{1 - \left( \frac{v\Delta t}{\Delta x} \sin k\Delta x \right)^2} \tag{19.1.33}$$

Thus the Courant condition is again required for stability. In fact, in equation (19.1.33),  $|\xi|^2 = 1$  for any  $v\Delta t \leq \Delta x$ . This is the great advantage of the staggered leapfrog method: There is no amplitude dissipation.

Staggered leapfrog differencing of equations like (19.1.20) is most transparent if the variables are centered on appropriate half-mesh points:

$$\begin{aligned} r_{j+1/2}^n &\equiv v \left. \frac{\partial u}{\partial x} \right|_{j+1/2}^n = v \frac{u_{j+1}^n - u_j^n}{\Delta x} \\ s_j^{n+1/2} &\equiv \left. \frac{\partial u}{\partial t} \right|_j^{n+1/2} = \frac{u_j^{n+1} - u_j^n}{\Delta t} \end{aligned} \tag{19.1.34}$$

This is purely a notational convenience: we can think of the mesh on which  $r$  and  $s$  are defined as being twice as fine as the mesh on which the original variable  $u$  is defined. The leapfrog differencing of equation (19.1.20) is

$$\begin{aligned} \frac{r_{j+1/2}^{n+1} - r_{j+1/2}^n}{\Delta t} &= \frac{s_{j+1}^{n+1/2} - s_j^{n+1/2}}{\Delta x} \\ \frac{s_j^{n+1/2} - s_j^{n-1/2}}{\Delta t} &= v \frac{r_{j+1/2}^n - r_{j-1/2}^n}{\Delta x} \end{aligned} \tag{19.1.35}$$

If you substitute equation (19.1.22) in equation (19.1.35), you will find that once again the Courant condition is required for stability, and that there is no amplitude dissipation when it is satisfied.

If we substitute equation (19.1.34) in equation (19.1.35), we find that equation (19.1.35) is equivalent to

$$\frac{u_j^{n+1} - 2u_j^n + u_j^{n-1}}{(\Delta t)^2} = v^2 \frac{u_{j+1}^n - 2u_j^n + u_{j-1}^n}{(\Delta x)^2} \tag{19.1.36}$$

This is just the “usual” second-order differencing of the wave equation (19.1.2). We see that it is a two-level scheme, requiring both  $u^n$  and  $u^{n-1}$  to obtain  $u^{n+1}$ . In equation (19.1.35) this shows up as both  $s^{n-1/2}$  and  $r^n$  being needed to advance the solution.

For equations more complicated than our simple model equation, especially nonlinear equations, the leapfrog method usually becomes unstable when the gradients get large. The instability is related to the fact that odd and even mesh points are completely decoupled, like the black and white squares of a chess board, as shown

Sample page from NUMERICAL RECIPES IN C: THE ART OF SCIENTIFIC COMPUTING (ISBN 0-521-43108-5)  
 Copyright (C) 1988-1992 by Cambridge University Press. Programs Copyright (C) 1988-1992 by Numerical Recipes Software.  
 Permission is granted for internet users to make one paper copy for their own personal use. Further reproduction, or any copying of machine-readable files (including this one), to any server computer, is strictly prohibited. To order Numerical Recipes books or CDROMs, visit website <http://www.nr.com> or call 1-800-872-7423 (North America only), or send email to [directcustserv@cambridge.org](mailto:directcustserv@cambridge.org) (outside North America).



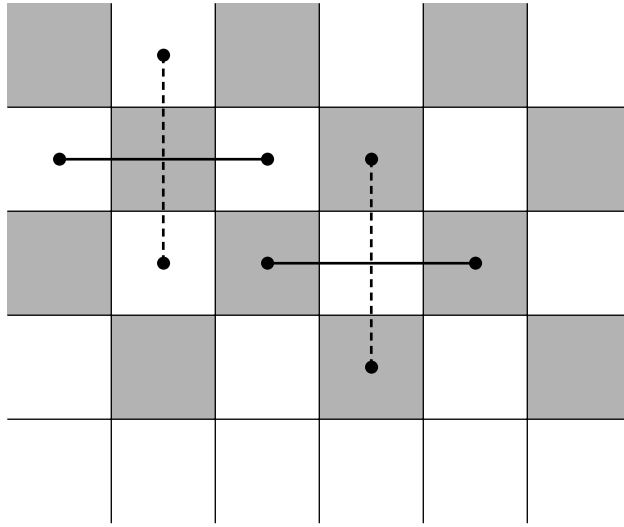


Figure 19.1.6. Origin of mesh-drift instabilities in a staggered leapfrog scheme. If the mesh points are imagined to lie in the squares of a chess board, then white squares couple to themselves, black to themselves, but there is no coupling between white and black. The fix is to introduce a small diffusive mesh-coupling piece.

in Figure 19.1.6. This mesh drifting instability is cured by coupling the two meshes through a numerical viscosity term, e.g., adding to the right side of (19.1.31) a small coefficient ( $\ll 1$ ) times  $u_{j+1}^n - 2u_j^n + u_{j-1}^n$ . For more on stabilizing difference schemes by adding numerical dissipation, see, e.g., [4].

The *Two-Step Lax-Wendroff* scheme is a second-order in time method that avoids large numerical dissipation and mesh drifting. One defines intermediate values  $u_{j+1/2}$  at the half timesteps  $t_{n+1/2}$  and the half mesh points  $x_{j+1/2}$ . These are calculated by the Lax scheme:

$$u_{j+1/2}^{n+1/2} = \frac{1}{2}(u_{j+1}^n + u_j^n) - \frac{\Delta t}{2\Delta x}(F_{j+1}^n - F_j^n) \quad (19.1.37)$$

Using these variables, one calculates the fluxes  $F_{j+1/2}^{n+1/2}$ . Then the updated values  $u_j^{n+1}$  are calculated by the properly centered expression

$$u_j^{n+1} = u_j^n - \frac{\Delta t}{\Delta x} \left( F_{j+1/2}^{n+1/2} - F_{j-1/2}^{n+1/2} \right) \quad (19.1.38)$$

The provisional values  $u_{j+1/2}^{n+1/2}$  are now discarded. (See Figure 19.1.7.)

Let us investigate the stability of this method for our model advective equation, where  $F = vu$ . Substitute (19.1.37) in (19.1.38) to get

$$u_j^{n+1} = u_j^n - \alpha \left[ \frac{1}{2}(u_{j+1}^n + u_j^n) - \frac{1}{2}\alpha(u_{j+1}^n - u_j^n) - \frac{1}{2}(u_j^n + u_{j-1}^n) + \frac{1}{2}\alpha(u_j^n - u_{j-1}^n) \right] \quad (19.1.39)$$

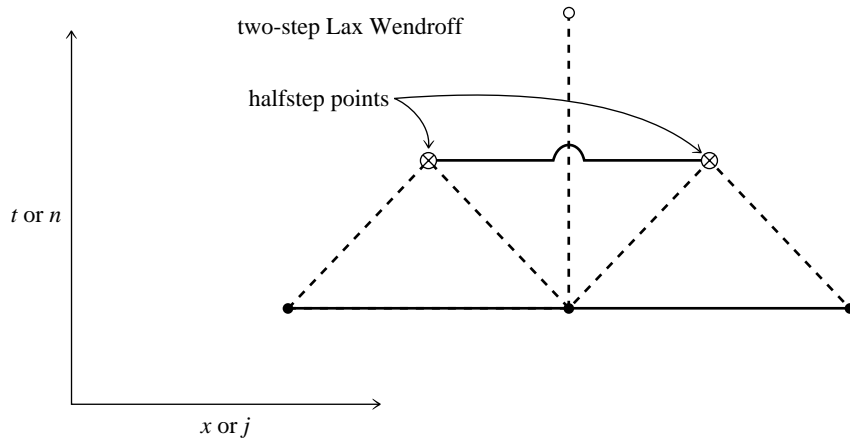


Figure 19.1.7. Representation of the two-step Lax-Wendroff differencing scheme. Two halfstep points (⊗) are calculated by the Lax method. These, plus one of the original points, produce the new point via staggered leapfrog. Halfstep points are used only temporarily and do not require storage allocation on the grid. This scheme is second-order accurate in both space and time.

where

$$\alpha \equiv \frac{v\Delta t}{\Delta x} \tag{19.1.40}$$

Then

$$\xi = 1 - i\alpha \sin k\Delta x - \alpha^2(1 - \cos k\Delta x) \tag{19.1.41}$$

so

$$|\xi|^2 = 1 - \alpha^2(1 - \alpha^2)(1 - \cos k\Delta x)^2 \tag{19.1.42}$$

The stability criterion  $|\xi|^2 \leq 1$  is therefore  $\alpha^2 \leq 1$ , or  $v\Delta t \leq \Delta x$  as usual. Incidentally, you should not think that the Courant condition is the only stability requirement that ever turns up in PDEs. It keeps doing so in our model examples just because those examples are so simple in form. The method of analysis is, however, general.

Except when  $\alpha = 1$ ,  $|\xi|^2 < 1$  in (19.1.42), so some amplitude damping does occur. The effect is relatively small, however, for wavelengths large compared with the mesh size  $\Delta x$ . If we expand (19.1.42) for small  $k\Delta x$ , we find

$$|\xi|^2 = 1 - \alpha^2(1 - \alpha^2)\frac{(k\Delta x)^4}{4} + \dots \tag{19.1.43}$$

The departure from unity occurs only at fourth order in  $k$ . This should be contrasted with equation (19.1.16) for the Lax method, which shows that

$$|\xi|^2 = 1 - (1 - \alpha^2)(k\Delta x)^2 + \dots \tag{19.1.44}$$

for small  $k\Delta x$ .

Sample page from NUMERICAL RECIPES IN C: THE ART OF SCIENTIFIC COMPUTING (ISBN 0-521-43108-5)  
 Copyright (C) 1988-1992 by Cambridge University Press. Programs Copyright (C) 1988-1992 by Numerical Recipes Software.  
 Permission is granted for internet users to make one paper copy for their own personal use. Further reproduction, or any copying of machine-readable files (including this one), to any server computer, is strictly prohibited. To order Numerical Recipes books or CDROMs, visit website <http://www.nr.com> or call 1-800-872-7423 (North America only), or send email to [directcustserv@cambridge.org](mailto:directcustserv@cambridge.org) (outside North America).

In summary, our recommendation for initial value problems that can be cast in flux-conservative form, and especially problems related to the wave equation, is to use the staggered leapfrog method when possible. We have personally had better success with it than with the Two-Step Lax-Wendroff method. For problems sensitive to transport errors, upwind differencing or one of its refinements should be considered.

### Fluid Dynamics with Shocks

As we alluded to earlier, the treatment of fluid dynamics problems with shocks has become a very complicated and very sophisticated subject. All we can attempt to do here is to guide you to some starting points in the literature.

There are basically three important general methods for handling shocks. The oldest and simplest method, invented by von Neumann and Richtmyer, is to add *artificial viscosity* to the equations, modeling the way Nature uses real viscosity to smooth discontinuities. A good starting point for trying out this method is the differencing scheme in §12.11 of [1]. This scheme is excellent for nearly all problems in one spatial dimension.

The second method combines a high-order differencing scheme that is accurate for smooth flows with a low order scheme that is very dissipative and can smooth the shocks. Typically, various upwind differencing schemes are combined using weights chosen to zero the low order scheme unless steep gradients are present, and also chosen to enforce various “monotonicity” constraints that prevent nonphysical oscillations from appearing in the numerical solution. References [2-3,5] are a good place to start with these methods.

The third, and potentially most powerful method, is Godunov’s approach. Here one gives up the simple linearization inherent in finite differencing based on Taylor series and includes the nonlinearity of the equations explicitly. There is an analytic solution for the evolution of two uniform states of a fluid separated by a discontinuity, the Riemann shock problem. Godunov’s idea was to approximate the fluid by a large number of cells of uniform states, and piece them together using the Riemann solution. There have been many generalizations of Godunov’s approach, of which the most powerful is probably the PPM method [6].

Readable reviews of all these methods, discussing the difficulties arising when one-dimensional methods are generalized to multidimensions, are given in [7-9].

#### CITED REFERENCES AND FURTHER READING:

- Ames, W.F. 1977, *Numerical Methods for Partial Differential Equations*, 2nd ed. (New York: Academic Press), Chapter 4.
- Richtmyer, R.D., and Morton, K.W. 1967, *Difference Methods for Initial Value Problems*, 2nd ed. (New York: Wiley-Interscience). [1]
- Centrella, J., and Wilson, J.R. 1984, *Astrophysical Journal Supplement*, vol. 54, pp. 229–249, Appendix B. [2]
- Hawley, J.F., Smarr, L.L., and Wilson, J.R. 1984, *Astrophysical Journal Supplement*, vol. 55, pp. 211–246, §2c. [3]
- Kreiss, H.-O. 1978, *Numerical Methods for Solving Time-Dependent Problems for Partial Differential Equations* (Montreal: University of Montreal Press), pp. 66ff. [4]
- Harten, A., Lax, P.D., and Van Leer, B. 1983, *SIAM Review*, vol. 25, pp. 36–61. [5]
- Woodward, P., and Colella, P. 1984, *Journal of Computational Physics*, vol. 54, pp. 174–201. [6]
- Roache, P.J. 1976, *Computational Fluid Dynamics* (Albuquerque: Hermosa). [7]

Woodward, P., and Colella, P. 1984, *Journal of Computational Physics*, vol. 54, pp. 115–173. [8]  
 Rizzi, A., and Engquist, B. 1987, *Journal of Computational Physics*, vol. 72, pp. 1–69. [9]

## 19.2 Diffusive Initial Value Problems

Recall the model parabolic equation, the diffusion equation in one space dimension,

$$\frac{\partial u}{\partial t} = \frac{\partial}{\partial x} \left( D \frac{\partial u}{\partial x} \right) \quad (19.2.1)$$

where  $D$  is the diffusion coefficient. Actually, this equation is a flux-conservative equation of the form considered in the previous section, with

$$F = -D \frac{\partial u}{\partial x} \quad (19.2.2)$$

the flux in the  $x$ -direction. We will assume  $D \geq 0$ , otherwise equation (19.2.1) has physically unstable solutions: A small disturbance evolves to become more and more concentrated instead of dispersing. (Don't make the mistake of trying to find a stable differencing scheme for a problem whose underlying PDEs are themselves unstable!)

Even though (19.2.1) is of the form already considered, it is useful to consider it as a model in its own right. The particular form of flux (19.2.2), and its direct generalizations, occur quite frequently in practice. Moreover, we have already seen that numerical viscosity and artificial viscosity can introduce diffusive pieces like the right-hand side of (19.2.1) in many other situations.

Consider first the case when  $D$  is a constant. Then the equation

$$\frac{\partial u}{\partial t} = D \frac{\partial^2 u}{\partial x^2} \quad (19.2.3)$$

can be differenced in the obvious way:

$$\frac{u_j^{n+1} - u_j^n}{\Delta t} = D \left[ \frac{u_{j+1}^n - 2u_j^n + u_{j-1}^n}{(\Delta x)^2} \right] \quad (19.2.4)$$

This is the FTCS scheme again, except that it is a second derivative that has been differenced on the right-hand side. But this makes a world of difference! The FTCS scheme was unstable for the hyperbolic equation; however, a quick calculation shows that the amplification factor for equation (19.2.4) is

$$\xi = 1 - \frac{4D\Delta t}{(\Delta x)^2} \sin^2 \left( \frac{k\Delta x}{2} \right) \quad (19.2.5)$$

The requirement  $|\xi| \leq 1$  leads to the stability criterion

$$\frac{2D\Delta t}{(\Delta x)^2} \leq 1 \quad (19.2.6)$$

Sample page from NUMERICAL RECIPES IN C: THE ART OF SCIENTIFIC COMPUTING (ISBN 0-521-43108-5)  
 Copyright (C) 1988-1992 by Cambridge University Press. Programs Copyright (C) 1988-1992 by Numerical Recipes Software.  
 Permission is granted for internet users to make one paper copy for their own personal use. Further reproduction, or any copying of machine-readable files (including this one), to any server computer, is strictly prohibited. To order Numerical Recipes books or CDROMs, visit website <http://www.nr.com> or call 1-800-872-7423 (North America only), or send email to [directcustserv@cambridge.org](mailto:directcustserv@cambridge.org) (outside North America).

Woodward, P., and Colella, P. 1984, *Journal of Computational Physics*, vol. 54, pp. 115–173. [8]  
 Rizzi, A., and Engquist, B. 1987, *Journal of Computational Physics*, vol. 72, pp. 1–69. [9]

## 19.2 Diffusive Initial Value Problems

Recall the model parabolic equation, the diffusion equation in one space dimension,

$$\frac{\partial u}{\partial t} = \frac{\partial}{\partial x} \left( D \frac{\partial u}{\partial x} \right) \quad (19.2.1)$$

where  $D$  is the diffusion coefficient. Actually, this equation is a flux-conservative equation of the form considered in the previous section, with

$$F = -D \frac{\partial u}{\partial x} \quad (19.2.2)$$

the flux in the  $x$ -direction. We will assume  $D \geq 0$ , otherwise equation (19.2.1) has physically unstable solutions: A small disturbance evolves to become more and more concentrated instead of dispersing. (Don't make the mistake of trying to find a stable differencing scheme for a problem whose underlying PDEs are themselves unstable!)

Even though (19.2.1) is of the form already considered, it is useful to consider it as a model in its own right. The particular form of flux (19.2.2), and its direct generalizations, occur quite frequently in practice. Moreover, we have already seen that numerical viscosity and artificial viscosity can introduce diffusive pieces like the right-hand side of (19.2.1) in many other situations.

Consider first the case when  $D$  is a constant. Then the equation

$$\frac{\partial u}{\partial t} = D \frac{\partial^2 u}{\partial x^2} \quad (19.2.3)$$

can be differenced in the obvious way:

$$\frac{u_j^{n+1} - u_j^n}{\Delta t} = D \left[ \frac{u_{j+1}^n - 2u_j^n + u_{j-1}^n}{(\Delta x)^2} \right] \quad (19.2.4)$$

This is the FTCS scheme again, except that it is a second derivative that has been differenced on the right-hand side. But this makes a world of difference! The FTCS scheme was unstable for the hyperbolic equation; however, a quick calculation shows that the amplification factor for equation (19.2.4) is

$$\xi = 1 - \frac{4D\Delta t}{(\Delta x)^2} \sin^2 \left( \frac{k\Delta x}{2} \right) \quad (19.2.5)$$

The requirement  $|\xi| \leq 1$  leads to the stability criterion

$$\frac{2D\Delta t}{(\Delta x)^2} \leq 1 \quad (19.2.6)$$

Sample page from NUMERICAL RECIPES IN C: THE ART OF SCIENTIFIC COMPUTING (ISBN 0-521-43108-5)  
 Copyright (C) 1988-1992 by Cambridge University Press. Programs Copyright (C) 1988-1992 by Numerical Recipes Software.  
 Permission is granted for internet users to make one paper copy for their own personal use. Further reproduction, or any copying of machine-readable files (including this one), to any server computer, is strictly prohibited. To order Numerical Recipes books or CDROMs, visit website <http://www.nr.com> or call 1-800-872-7423 (North America only), or send email to [directcustserv@cambridge.org](mailto:directcustserv@cambridge.org) (outside North America).

The physical interpretation of the restriction (19.2.6) is that the maximum allowed timestep is, up to a numerical factor, the diffusion time across a cell of width  $\Delta x$ .

More generally, the diffusion time  $\tau$  across a spatial scale of size  $\lambda$  is of order

$$\tau \sim \frac{\lambda^2}{D} \quad (19.2.7)$$

Usually we are interested in modeling accurately the evolution of features with spatial scales  $\lambda \gg \Delta x$ . If we are limited to timesteps satisfying (19.2.6), we will need to evolve through of order  $\lambda^2/(\Delta x)^2$  steps before things start to happen on the scale of interest. This number of steps is usually prohibitive. We must therefore find a stable way of taking timesteps comparable to, or perhaps — for accuracy — somewhat smaller than, the time scale of (19.2.7).

This goal poses an immediate “philosophical” question. Obviously the large timesteps that we propose to take are going to be woefully inaccurate for the small scales that we have decided not to be interested in. We want those scales to do something stable, “innocuous,” and perhaps not too physically unreasonable. We want to build this innocuous behavior into our differencing scheme. What should it be?

There are two different answers, each of which has its pros and cons. The first answer is to seek a differencing scheme that drives small-scale features to their *equilibrium* forms, e.g., satisfying equation (19.2.3) with the left-hand side set to zero. This answer generally makes the best physical sense; but, as we will see, it leads to a differencing scheme (“fully implicit”) that is only *first-order* accurate in time for the scales that we are interested in. The second answer is to let small-scale features *maintain* their initial amplitudes, so that the evolution of the larger-scale features of interest takes place superposed with a kind of “frozen in” (though fluctuating) background of small-scale stuff. This answer gives a differencing scheme (“Crank-Nicolson”) that is *second-order* accurate in time. Toward the end of an evolution calculation, however, one might want to switch over to some steps of the other kind, to drive the small-scale stuff into equilibrium. Let us now see where these distinct differencing schemes come from:

Consider the following differencing of (19.2.3),

$$\frac{u_j^{n+1} - u_j^n}{\Delta t} = D \left[ \frac{u_{j+1}^{n+1} - 2u_j^{n+1} + u_{j-1}^{n+1}}{(\Delta x)^2} \right] \quad (19.2.8)$$

This is exactly like the FTCS scheme (19.2.4), except that the spatial derivatives on the right-hand side are evaluated at timestep  $n + 1$ . Schemes with this character are called *fully implicit* or *backward time*, by contrast with FTCS (which is called *fully explicit*). To solve equation (19.2.8) one has to solve a set of simultaneous linear equations at each timestep for the  $u_j^{n+1}$ . Fortunately, this is a simple problem because the system is tridiagonal: Just group the terms in equation (19.2.8) appropriately:

$$-\alpha u_{j-1}^{n+1} + (1 + 2\alpha)u_j^{n+1} - \alpha u_{j+1}^{n+1} = u_j^n, \quad j = 1, 2, \dots, J - 1 \quad (19.2.9)$$

where

$$\alpha \equiv \frac{D\Delta t}{(\Delta x)^2} \quad (19.2.10)$$

Supplemented by Dirichlet or Neumann boundary conditions at  $j = 0$  and  $j = J$ , equation (19.2.9) is clearly a tridiagonal system, which can easily be solved at each timestep by the method of §2.4.

What is the behavior of (19.2.8) for very large timesteps? The answer is seen most clearly in (19.2.9), in the limit  $\alpha \rightarrow \infty$  ( $\Delta t \rightarrow \infty$ ). Dividing by  $\alpha$ , we see that the difference equations are just the finite-difference form of the equilibrium equation

$$\frac{\partial^2 u}{\partial x^2} = 0 \quad (19.2.11)$$

What about stability? The amplification factor for equation (19.2.8) is

$$\xi = \frac{1}{1 + 4\alpha \sin^2\left(\frac{k\Delta x}{2}\right)} \quad (19.2.12)$$

Clearly  $|\xi| < 1$  for any stepsize  $\Delta t$ . The scheme is unconditionally stable. The details of the small-scale evolution from the initial conditions are obviously inaccurate for large  $\Delta t$ . But, as advertised, the correct equilibrium solution is obtained. This is the characteristic feature of implicit methods.

Here, on the other hand, is how one gets to the second of our above philosophical answers, combining the stability of an implicit method with the accuracy of a method that is second-order in both space and time. Simply form the average of the explicit and implicit FTCS schemes:

$$\frac{u_j^{n+1} - u_j^n}{\Delta t} = \frac{D}{2} \left[ \frac{(u_{j+1}^{n+1} - 2u_j^{n+1} + u_{j-1}^{n+1}) + (u_{j+1}^n - 2u_j^n + u_{j-1}^n)}{(\Delta x)^2} \right] \quad (19.2.13)$$

Here both the left- and right-hand sides are centered at timestep  $n + \frac{1}{2}$ , so the method is second-order accurate in time as claimed. The amplification factor is

$$\xi = \frac{1 - 2\alpha \sin^2\left(\frac{k\Delta x}{2}\right)}{1 + 2\alpha \sin^2\left(\frac{k\Delta x}{2}\right)} \quad (19.2.14)$$

so the method is stable for any size  $\Delta t$ . This scheme is called the *Crank-Nicolson* scheme, and is our recommended method for any simple diffusion problem (perhaps supplemented by a few fully implicit steps at the end). (See Figure 19.2.1.)

Now turn to some generalizations of the simple diffusion equation (19.2.3). Suppose first that the diffusion coefficient  $D$  is not constant, say  $D = D(x)$ . We can adopt either of two strategies. First, we can make an analytic change of variable

$$y = \int \frac{dx}{D(x)} \quad (19.2.15)$$

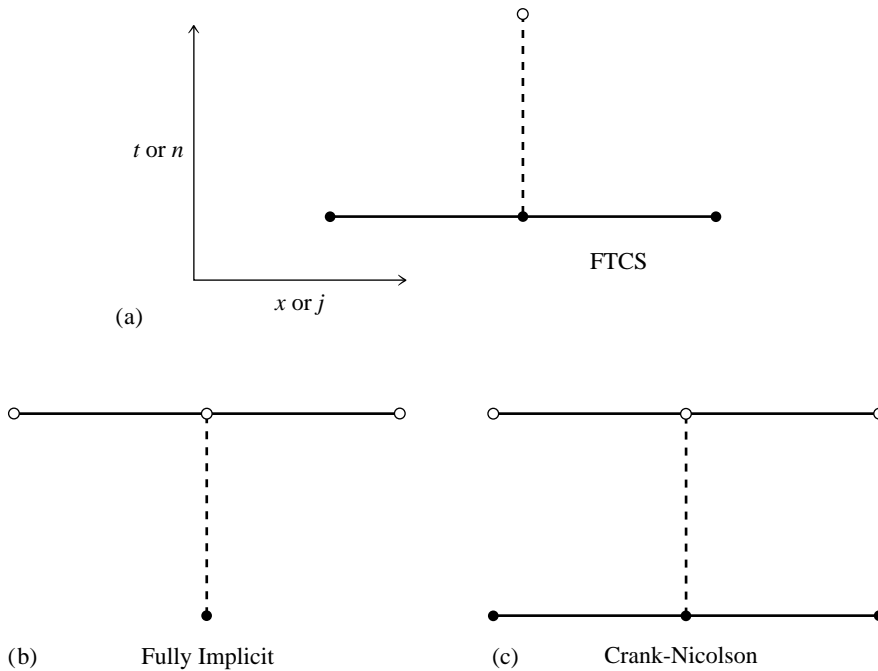


Figure 19.2.1. Three differencing schemes for diffusive problems (shown as in Figure 19.1.2). (a) Forward Time Center Space is first-order accurate, but stable only for sufficiently small timesteps. (b) Fully Implicit is stable for arbitrarily large timesteps, but is still only first-order accurate. (c) Crank-Nicolson is second-order accurate, and is usually stable for large timesteps.

Then

$$\frac{\partial u}{\partial t} = \frac{\partial}{\partial x} D(x) \frac{\partial u}{\partial x} \quad (19.2.16)$$

becomes

$$\frac{\partial u}{\partial t} = \frac{1}{D(y)} \frac{\partial^2 u}{\partial y^2} \quad (19.2.17)$$

and we evaluate  $D$  at the appropriate  $y_j$ . Heuristically, the stability criterion (19.2.6) in an explicit scheme becomes

$$\Delta t \leq \min_j \left[ \frac{(\Delta y)^2}{2D_j^{-1}} \right] \quad (19.2.18)$$

Note that constant spacing  $\Delta y$  in  $y$  does not imply constant spacing in  $x$ .

An alternative method that does not require analytically tractable forms for  $D$  is simply to difference equation (19.2.16) as it stands, centering everything appropriately. Thus the FTCS method becomes

$$\frac{u_j^{n+1} - u_j^n}{\Delta t} = \frac{D_{j+1/2}(u_{j+1}^n - u_j^n) - D_{j-1/2}(u_j^n - u_{j-1}^n)}{(\Delta x)^2} \quad (19.2.19)$$

where

$$D_{j+1/2} \equiv D(x_{j+1/2}) \quad (19.2.20)$$



and the heuristic stability criterion is

$$\Delta t \leq \min_j \left[ \frac{(\Delta x)^2}{2D_{j+1/2}} \right] \quad (19.2.21)$$

The Crank-Nicolson method can be generalized similarly.

The second complication one can consider is a nonlinear diffusion problem, for example where  $D = D(u)$ . Explicit schemes can be generalized in the obvious way. For example, in equation (19.2.19) write

$$D_{j+1/2} = \frac{1}{2} [D(u_{j+1}^n) + D(u_j^n)] \quad (19.2.22)$$

Implicit schemes are not as easy. The replacement (19.2.22) with  $n \rightarrow n + 1$  leaves us with a nasty set of coupled nonlinear equations to solve at each timestep. Often there is an easier way: If the form of  $D(u)$  allows us to integrate

$$dz = D(u)du \quad (19.2.23)$$

analytically for  $z(u)$ , then the right-hand side of (19.2.1) becomes  $\partial^2 z / \partial x^2$ , which we difference implicitly as

$$\frac{z_{j+1}^{n+1} - 2z_j^{n+1} + z_{j-1}^{n+1}}{(\Delta x)^2} \quad (19.2.24)$$

Now linearize each term on the right-hand side of equation (19.2.24), for example

$$\begin{aligned} z_j^{n+1} &\equiv z(u_j^{n+1}) = z(u_j^n) + (u_j^{n+1} - u_j^n) \left. \frac{\partial z}{\partial u} \right|_{j,n} \\ &= z(u_j^n) + (u_j^{n+1} - u_j^n) D(u_j^n) \end{aligned} \quad (19.2.25)$$

This reduces the problem to tridiagonal form again and in practice usually retains the stability advantages of fully implicit differencing.

### Schrödinger Equation

Sometimes the physical problem being solved imposes constraints on the differencing scheme that we have not yet taken into account. For example, consider the time-dependent Schrödinger equation of quantum mechanics. This is basically a parabolic equation for the evolution of a complex quantity  $\psi$ . For the scattering of a wavepacket by a one-dimensional potential  $V(x)$ , the equation has the form

$$i \frac{\partial \psi}{\partial t} = -\frac{\partial^2 \psi}{\partial x^2} + V(x)\psi \quad (19.2.26)$$

(Here we have chosen units so that Planck's constant  $\hbar = 1$  and the particle mass  $m = 1/2$ .) One is given the initial wavepacket,  $\psi(x, t = 0)$ , together with boundary

conditions that  $\psi \rightarrow 0$  at  $x \rightarrow \pm\infty$ . Suppose we content ourselves with first-order accuracy in time, but want to use an implicit scheme, for stability. A slight generalization of (19.2.8) leads to

$$i \left[ \frac{\psi_j^{n+1} - \psi_j^n}{\Delta t} \right] = - \left[ \frac{\psi_{j+1}^{n+1} - 2\psi_j^{n+1} + \psi_{j-1}^{n+1}}{(\Delta x)^2} \right] + V_j \psi_j^{n+1} \quad (19.2.27)$$

for which

$$\xi = \frac{1}{1 + i \left[ \frac{4\Delta t}{(\Delta x)^2} \sin^2 \left( \frac{k\Delta x}{2} \right) + V_j \Delta t \right]} \quad (19.2.28)$$

This is unconditionally stable, but unfortunately is not *unitary*. The underlying physical problem requires that the total probability of finding the particle somewhere remains unity. This is represented formally by the modulus-square norm of  $\psi$  remaining unity:

$$\int_{-\infty}^{\infty} |\psi|^2 dx = 1 \quad (19.2.29)$$

The initial wave function  $\psi(x, 0)$  is normalized to satisfy (19.2.29). The Schrödinger equation (19.2.26) then guarantees that this condition is satisfied at all later times.

Let us write equation (19.2.26) in the form

$$i \frac{\partial \psi}{\partial t} = H \psi \quad (19.2.30)$$

where the operator  $H$  is

$$H = -\frac{\partial^2}{\partial x^2} + V(x) \quad (19.2.31)$$

The formal solution of equation (19.2.30) is

$$\psi(x, t) = e^{-iHt} \psi(x, 0) \quad (19.2.32)$$

where the exponential of the operator is defined by its power series expansion.

The unstable explicit FTCS scheme approximates (19.2.32) as

$$\psi_j^{n+1} = (1 - iH\Delta t) \psi_j^n \quad (19.2.33)$$

where  $H$  is represented by a centered finite-difference approximation in  $x$ . The stable implicit scheme (19.2.27) is, by contrast,

$$\psi_j^{n+1} = (1 + iH\Delta t)^{-1} \psi_j^n \quad (19.2.34)$$

These are both first-order accurate in time, as can be seen by expanding equation (19.2.32). However, neither operator in (19.2.33) or (19.2.34) is unitary.

The correct way to difference Schrödinger's equation [1,2] is to use *Cayley's form* for the finite-difference representation of  $e^{-iHt}$ , which is second-order accurate and unitary:

$$e^{-iHt} \simeq \frac{1 - \frac{1}{2}iH\Delta t}{1 + \frac{1}{2}iH\Delta t} \quad (19.2.35)$$

In other words,

$$(1 + \frac{1}{2}iH\Delta t)\psi_j^{n+1} = (1 - \frac{1}{2}iH\Delta t)\psi_j^n \quad (19.2.36)$$

On replacing  $H$  by its finite-difference approximation in  $x$ , we have a complex tridiagonal system to solve. The method is stable, unitary, and second-order accurate in space and time. In fact, it is simply the Crank-Nicolson method once again!

#### CITED REFERENCES AND FURTHER READING:

- Ames, W.F. 1977, *Numerical Methods for Partial Differential Equations*, 2nd ed. (New York: Academic Press), Chapter 2.
- Goldberg, A., Schey, H.M., and Schwartz, J.L. 1967, *American Journal of Physics*, vol. 35, pp. 177–186. [1]
- Galbraith, I., Ching, Y.S., and Abraham, E. 1984, *American Journal of Physics*, vol. 52, pp. 60–68. [2]

## 19.3 Initial Value Problems in Multidimensions

The methods described in §19.1 and §19.2 for problems in  $1 + 1$  dimension (one space and one time dimension) can easily be generalized to  $N + 1$  dimensions. However, the computing power necessary to solve the resulting equations is enormous. If you have solved a one-dimensional problem with 100 spatial grid points, solving the two-dimensional version with  $100 \times 100$  mesh points requires *at least* 100 times as much computing. You generally have to be content with very modest spatial resolution in multidimensional problems.

Indulge us in offering a bit of advice about the development and testing of multidimensional PDE codes: You should always first run your programs on *very small* grids, e.g.,  $8 \times 8$ , even though the resulting accuracy is so poor as to be useless. When your program is all debugged and demonstrably stable, *then* you can increase the grid size to a reasonable one and start looking at the results. We have actually heard someone protest, “my program would be unstable for a crude grid, but I am sure the instability will go away on a larger grid.” That is nonsense of a most pernicious sort, evidencing total confusion between accuracy and stability. In fact, new instabilities sometimes do show up on *larger* grids; but old instabilities never (in our experience) just go away.

Forced to live with modest grid sizes, some people recommend going to higher-order methods in an attempt to improve accuracy. This is very dangerous. Unless the solution you are looking for is known to be smooth, and the high-order method you

The correct way to difference Schrödinger's equation [1,2] is to use *Cayley's form* for the finite-difference representation of  $e^{-iHt}$ , which is second-order accurate and unitary:

$$e^{-iHt} \simeq \frac{1 - \frac{1}{2}iH\Delta t}{1 + \frac{1}{2}iH\Delta t} \quad (19.2.35)$$

In other words,

$$(1 + \frac{1}{2}iH\Delta t)\psi_j^{n+1} = (1 - \frac{1}{2}iH\Delta t)\psi_j^n \quad (19.2.36)$$

On replacing  $H$  by its finite-difference approximation in  $x$ , we have a complex tridiagonal system to solve. The method is stable, unitary, and second-order accurate in space and time. In fact, it is simply the Crank-Nicolson method once again!

#### CITED REFERENCES AND FURTHER READING:

- Ames, W.F. 1977, *Numerical Methods for Partial Differential Equations*, 2nd ed. (New York: Academic Press), Chapter 2.
- Goldberg, A., Schey, H.M., and Schwartz, J.L. 1967, *American Journal of Physics*, vol. 35, pp. 177–186. [1]
- Galbraith, I., Ching, Y.S., and Abraham, E. 1984, *American Journal of Physics*, vol. 52, pp. 60–68. [2]

## 19.3 Initial Value Problems in Multidimensions

The methods described in §19.1 and §19.2 for problems in  $1 + 1$  dimension (one space and one time dimension) can easily be generalized to  $N + 1$  dimensions. However, the computing power necessary to solve the resulting equations is enormous. If you have solved a one-dimensional problem with 100 spatial grid points, solving the two-dimensional version with  $100 \times 100$  mesh points requires *at least* 100 times as much computing. You generally have to be content with very modest spatial resolution in multidimensional problems.

Indulge us in offering a bit of advice about the development and testing of multidimensional PDE codes: You should always first run your programs on *very small* grids, e.g.,  $8 \times 8$ , even though the resulting accuracy is so poor as to be useless. When your program is all debugged and demonstrably stable, *then* you can increase the grid size to a reasonable one and start looking at the results. We have actually heard someone protest, “my program would be unstable for a crude grid, but I am sure the instability will go away on a larger grid.” That is nonsense of a most pernicious sort, evidencing total confusion between accuracy and stability. In fact, new instabilities sometimes do show up on *larger* grids; but old instabilities never (in our experience) just go away.

Forced to live with modest grid sizes, some people recommend going to higher-order methods in an attempt to improve accuracy. This is very dangerous. Unless the solution you are looking for is known to be smooth, and the high-order method you

are using is known to be extremely stable, we do not recommend anything higher than second-order in time (for sets of first-order equations). For spatial differencing, we recommend the order of the underlying PDEs, perhaps allowing second-order spatial differencing for first-order-in-space PDEs. When you increase the order of a differencing method to greater than the order of the original PDEs, you introduce spurious solutions to the difference equations. This does not create a problem if they all happen to decay exponentially; otherwise you are going to see all hell break loose!

### Lax Method for a Flux-Conservative Equation

As an example, we show how to generalize the Lax method (19.1.15) to two dimensions for the conservation equation

$$\frac{\partial u}{\partial t} = -\nabla \cdot \mathbf{F} = -\left(\frac{\partial F_x}{\partial x} + \frac{\partial F_y}{\partial y}\right) \quad (19.3.1)$$

Use a spatial grid with

$$\begin{aligned} x_j &= x_0 + j\Delta \\ y_l &= y_0 + l\Delta \end{aligned} \quad (19.3.2)$$

We have chosen  $\Delta x = \Delta y \equiv \Delta$  for simplicity. Then the Lax scheme is

$$\begin{aligned} u_{j,l}^{n+1} &= \frac{1}{4}(u_{j+1,l}^n + u_{j-1,l}^n + u_{j,l+1}^n + u_{j,l-1}^n) \\ &\quad - \frac{\Delta t}{2\Delta}(F_{j+1,l}^n - F_{j-1,l}^n + F_{j,l+1}^n - F_{j,l-1}^n) \end{aligned} \quad (19.3.3)$$

Note that as an abbreviated notation  $F_{j+1}$  and  $F_{j-1}$  refer to  $F_x$ , while  $F_{l+1}$  and  $F_{l-1}$  refer to  $F_y$ .

Let us carry out a stability analysis for the model advective equation (analog of 19.1.6) with

$$F_x = v_x u, \quad F_y = v_y u \quad (19.3.4)$$

This requires an eigenmode with two dimensions in space, though still only a simple dependence on powers of  $\xi$  in time,

$$u_{j,l}^n = \xi^n e^{ik_x j \Delta} e^{ik_y l \Delta} \quad (19.3.5)$$

Substituting in equation (19.3.3), we find

$$\xi = \frac{1}{2}(\cos k_x \Delta + \cos k_y \Delta) - i\alpha_x \sin k_x \Delta - i\alpha_y \sin k_y \Delta \quad (19.3.6)$$

where

$$\alpha_x = \frac{v_x \Delta t}{\Delta}, \quad \alpha_y = \frac{v_y \Delta t}{\Delta} \quad (19.3.7)$$

The expression for  $|\xi|^2$  can be manipulated into the form

$$|\xi|^2 = 1 - (\sin^2 k_x \Delta + \sin^2 k_y \Delta) \left[ \frac{1}{2} - (\alpha_x^2 + \alpha_y^2) \right] - \frac{1}{4} (\cos k_x \Delta - \cos k_y \Delta)^2 - (\alpha_y \sin k_x \Delta - \alpha_x \sin k_y \Delta)^2 \quad (19.3.8)$$

The last two terms are negative, and so the stability requirement  $|\xi|^2 \leq 1$  becomes

$$\frac{1}{2} - (\alpha_x^2 + \alpha_y^2) \geq 0 \quad (19.3.9)$$

or

$$\Delta t \leq \frac{\Delta}{\sqrt{2}(v_x^2 + v_y^2)^{1/2}} \quad (19.3.10)$$

This is an example of the general result for the  $N$ -dimensional Courant condition: If  $|v|$  is the maximum propagation velocity in the problem, then

$$\Delta t \leq \frac{\Delta}{\sqrt{N}|v|} \quad (19.3.11)$$

is the Courant condition.

### Diffusion Equation in Multidimensions

Let us consider the two-dimensional diffusion equation,

$$\frac{\partial u}{\partial t} = D \left( \frac{\partial^2 u}{\partial x^2} + \frac{\partial^2 u}{\partial y^2} \right) \quad (19.3.12)$$

An explicit method, such as FTCS, can be generalized from the one-dimensional case in the obvious way. However, we have seen that diffusive problems are usually best treated implicitly. Suppose we try to implement the Crank-Nicolson scheme in two dimensions. This would give us

$$u_{j,l}^{n+1} = u_{j,l}^n + \frac{1}{2} \alpha \left( \delta_x^2 u_{j,l}^{n+1} + \delta_x^2 u_{j,l}^n + \delta_y^2 u_{j,l}^{n+1} + \delta_y^2 u_{j,l}^n \right) \quad (19.3.13)$$

Here

$$\alpha \equiv \frac{D \Delta t}{\Delta^2} \quad \Delta \equiv \Delta x = \Delta y \quad (19.3.14)$$

$$\delta_x^2 u_{j,l}^n \equiv u_{j+1,l}^n - 2u_{j,l}^n + u_{j-1,l}^n \quad (19.3.15)$$

and similarly for  $\delta_y^2 u_{j,l}^n$ . This is certainly a viable scheme; the problem arises in solving the coupled linear equations. Whereas in one space dimension the system was tridiagonal, that is no longer true, though the matrix is still very sparse. One possibility is to use a suitable sparse matrix technique (see §2.7 and §19.0).

Another possibility, which we generally prefer, is a slightly different way of generalizing the Crank-Nicolson algorithm. It is still second-order accurate in time and space, and unconditionally stable, but the equations are easier to solve than

(19.3.13). Called the *alternating-direction implicit method (ADI)*, this embodies the powerful concept of *operator splitting* or *time splitting*, about which we will say more below. Here, the idea is to divide each timestep into two steps of size  $\Delta t/2$ . In each substep, a different dimension is treated implicitly:

$$\begin{aligned} u_{j,l}^{n+1/2} &= u_{j,l}^n + \frac{1}{2}\alpha \left( \delta_x^2 u_{j,l}^{n+1/2} + \delta_y^2 u_{j,l}^n \right) \\ u_{j,l}^{n+1} &= u_{j,l}^{n+1/2} + \frac{1}{2}\alpha \left( \delta_x^2 u_{j,l}^{n+1/2} + \delta_y^2 u_{j,l}^{n+1} \right) \end{aligned} \quad (19.3.16)$$

The advantage of this method is that each substep requires only the solution of a simple tridiagonal system.

### Operator Splitting Methods Generally

The basic idea of operator splitting, which is also called *time splitting* or the *method of fractional steps*, is this: Suppose you have an initial value equation of the form

$$\frac{\partial u}{\partial t} = \mathcal{L}u \quad (19.3.17)$$

where  $\mathcal{L}$  is some operator. While  $\mathcal{L}$  is not necessarily linear, suppose that it can at least be written as a linear sum of  $m$  pieces, which act additively on  $u$ ,

$$\mathcal{L}u = \mathcal{L}_1u + \mathcal{L}_2u + \cdots + \mathcal{L}_m u \quad (19.3.18)$$

Finally, suppose that for *each* of the pieces, you already know a differencing scheme for updating the variable  $u$  from timestep  $n$  to timestep  $n + 1$ , valid if that piece of the operator were the *only* one on the right-hand side. We will write these updates symbolically as

$$\begin{aligned} u^{n+1} &= \mathcal{U}_1(u^n, \Delta t) \\ u^{n+1} &= \mathcal{U}_2(u^n, \Delta t) \\ &\dots \\ u^{n+1} &= \mathcal{U}_m(u^n, \Delta t) \end{aligned} \quad (19.3.19)$$

Now, one form of operator splitting would be to get from  $n$  to  $n + 1$  by the following sequence of updates:

$$\begin{aligned} u^{n+(1/m)} &= \mathcal{U}_1(u^n, \Delta t) \\ u^{n+(2/m)} &= \mathcal{U}_2(u^{n+(1/m)}, \Delta t) \\ &\dots \\ u^{n+1} &= \mathcal{U}_m(u^{n+(m-1)/m}, \Delta t) \end{aligned} \quad (19.3.20)$$

For example, a combined advective-diffusion equation, such as

$$\frac{\partial u}{\partial t} = -v \frac{\partial u}{\partial x} + D \frac{\partial^2 u}{\partial x^2} \quad (19.3.21)$$

might profitably use an explicit scheme for the advective term combined with a Crank-Nicolson or other implicit scheme for the diffusion term.

The alternating-direction implicit (ADI) method, equation (19.3.16), is an example of operator splitting with a slightly different twist. Let us reinterpret (19.3.19) to have a different meaning: Let  $\mathcal{U}_1$  now denote an updating method that includes algebraically *all* the pieces of the total operator  $\mathcal{L}$ , but which is desirably *stable* only for the  $\mathcal{L}_1$  piece; likewise  $\mathcal{U}_2, \dots, \mathcal{U}_m$ . Then a method of getting from  $u^n$  to  $u^{n+1}$  is

$$\begin{aligned} u^{n+1/m} &= \mathcal{U}_1(u^n, \Delta t/m) \\ u^{n+2/m} &= \mathcal{U}_2(u^{n+1/m}, \Delta t/m) \\ &\dots \\ u^{n+1} &= \mathcal{U}_m(u^{n+(m-1)/m}, \Delta t/m) \end{aligned} \quad (19.3.22)$$

The timestep for each fractional step in (19.3.22) is now only  $1/m$  of the full timestep, because each partial operation acts with all the terms of the original operator.

Equation (19.3.22) is usually, though not always, stable as a differencing scheme for the operator  $\mathcal{L}$ . In fact, as a rule of thumb, it is often sufficient to have stable  $\mathcal{U}_i$ 's only for the operator pieces having the highest number of spatial derivatives — the other  $\mathcal{U}_i$ 's can be *unstable* — to make the overall scheme stable!

It is at this point that we turn our attention from initial value problems to boundary value problems. These will occupy us for the remainder of the chapter.

#### CITED REFERENCES AND FURTHER READING:

Ames, W.F. 1977, *Numerical Methods for Partial Differential Equations*, 2nd ed. (New York: Academic Press).

## 19.4 Fourier and Cyclic Reduction Methods for Boundary Value Problems

As discussed in §19.0, most boundary value problems (elliptic equations, for example) reduce to solving large sparse linear systems of the form

$$\mathbf{A} \cdot \mathbf{u} = \mathbf{b} \quad (19.4.1)$$

either once, for boundary value equations that are linear, or iteratively, for boundary value equations that are nonlinear.



For example, a combined advective-diffusion equation, such as

$$\frac{\partial u}{\partial t} = -v \frac{\partial u}{\partial x} + D \frac{\partial^2 u}{\partial x^2} \quad (19.3.21)$$

might profitably use an explicit scheme for the advective term combined with a Crank-Nicolson or other implicit scheme for the diffusion term.

The alternating-direction implicit (ADI) method, equation (19.3.16), is an example of operator splitting with a slightly different twist. Let us reinterpret (19.3.19) to have a different meaning: Let  $\mathcal{U}_1$  now denote an updating method that includes algebraically *all* the pieces of the total operator  $\mathcal{L}$ , but which is desirably *stable* only for the  $\mathcal{L}_1$  piece; likewise  $\mathcal{U}_2, \dots, \mathcal{U}_m$ . Then a method of getting from  $u^n$  to  $u^{n+1}$  is

$$\begin{aligned} u^{n+1/m} &= \mathcal{U}_1(u^n, \Delta t/m) \\ u^{n+2/m} &= \mathcal{U}_2(u^{n+1/m}, \Delta t/m) \\ &\dots \\ u^{n+1} &= \mathcal{U}_m(u^{n+(m-1)/m}, \Delta t/m) \end{aligned} \quad (19.3.22)$$

The timestep for each fractional step in (19.3.22) is now only  $1/m$  of the full timestep, because each partial operation acts with all the terms of the original operator.

Equation (19.3.22) is usually, though not always, stable as a differencing scheme for the operator  $\mathcal{L}$ . In fact, as a rule of thumb, it is often sufficient to have stable  $\mathcal{U}_i$ 's only for the operator pieces having the highest number of spatial derivatives — the other  $\mathcal{U}_i$ 's can be *unstable* — to make the overall scheme stable!

It is at this point that we turn our attention from initial value problems to boundary value problems. These will occupy us for the remainder of the chapter.

#### CITED REFERENCES AND FURTHER READING:

Ames, W.F. 1977, *Numerical Methods for Partial Differential Equations*, 2nd ed. (New York: Academic Press).

## 19.4 Fourier and Cyclic Reduction Methods for Boundary Value Problems

As discussed in §19.0, most boundary value problems (elliptic equations, for example) reduce to solving large sparse linear systems of the form

$$\mathbf{A} \cdot \mathbf{u} = \mathbf{b} \quad (19.4.1)$$

either once, for boundary value equations that are linear, or iteratively, for boundary value equations that are nonlinear.

Two important techniques lead to “rapid” solution of equation (19.4.1) when the sparse matrix is of certain frequently occurring forms. The *Fourier transform method* is directly applicable when the equations have coefficients that are constant in space. The *cyclic reduction* method is somewhat more general; its applicability is related to the question of whether the equations are separable (in the sense of “separation of variables”). Both methods require the boundaries to coincide with the coordinate lines. Finally, for some problems, there is a powerful combination of these two methods called *FACR (Fourier Analysis and Cyclic Reduction)*. We now consider each method in turn, using equation (19.0.3), with finite-difference representation (19.0.6), as a model example. Generally speaking, the methods in this section are faster, when they apply, than the simpler relaxation methods discussed in §19.5; but they are not necessarily faster than the more complicated multigrid methods discussed in §19.6.

### Fourier Transform Method

The discrete inverse Fourier transform in both  $x$  and  $y$  is

$$u_{jl} = \frac{1}{JL} \sum_{m=0}^{J-1} \sum_{n=0}^{L-1} \hat{u}_{mn} e^{-2\pi ijm/J} e^{-2\pi iln/L} \quad (19.4.2)$$

This can be computed using the FFT independently in each dimension, or else all at once via the routine `fourn` of §12.4 or the routine `r1ft3` of §12.5. Similarly,

$$\rho_{jl} = \frac{1}{JL} \sum_{m=0}^{J-1} \sum_{n=0}^{L-1} \hat{\rho}_{mn} e^{-2\pi ijm/J} e^{-2\pi iln/L} \quad (19.4.3)$$

If we substitute expressions (19.4.2) and (19.4.3) in our model problem (19.0.6), we find

$$\hat{u}_{mn} \left( e^{2\pi im/J} + e^{-2\pi im/J} + e^{2\pi in/L} + e^{-2\pi in/L} - 4 \right) = \hat{\rho}_{mn} \Delta^2 \quad (19.4.4)$$

or

$$\hat{u}_{mn} = \frac{\hat{\rho}_{mn} \Delta^2}{2 \left( \cos \frac{2\pi m}{J} + \cos \frac{2\pi n}{L} - 2 \right)} \quad (19.4.5)$$

Thus the strategy for solving equation (19.0.6) by FFT techniques is:

- Compute  $\hat{\rho}_{mn}$  as the Fourier transform

$$\hat{\rho}_{mn} = \sum_{j=0}^{J-1} \sum_{l=0}^{L-1} \rho_{jl} e^{2\pi imj/J} e^{2\pi inl/L} \quad (19.4.6)$$

- Compute  $\hat{u}_{mn}$  from equation (19.4.5).

- Compute  $u_{jl}$  by the inverse Fourier transform (19.4.2).

The above procedure is valid for periodic boundary conditions. In other words, the solution satisfies

$$u_{jl} = u_{j+J,l} = u_{j,l+L} \tag{19.4.7}$$

Next consider a Dirichlet boundary condition  $u = 0$  on the rectangular boundary. Instead of the expansion (19.4.2), we now need an expansion in sine waves:

$$u_{jl} = \frac{2}{J} \frac{2}{L} \sum_{m=1}^{J-1} \sum_{n=1}^{L-1} \hat{u}_{mn} \sin \frac{\pi jm}{J} \sin \frac{\pi ln}{L} \tag{19.4.8}$$

This satisfies the boundary conditions that  $u = 0$  at  $j = 0, J$  and at  $l = 0, L$ . If we substitute this expansion and the analogous one for  $\rho_{jl}$  into equation (19.0.6), we find that the solution procedure parallels that for periodic boundary conditions:

- Compute  $\hat{\rho}_{mn}$  by the sine transform

$$\hat{\rho}_{mn} = \sum_{j=1}^{J-1} \sum_{l=1}^{L-1} \rho_{jl} \sin \frac{\pi jm}{J} \sin \frac{\pi ln}{L} \tag{19.4.9}$$

(A fast sine transform algorithm was given in §12.3.)

- Compute  $\hat{u}_{mn}$  from the expression analogous to (19.4.5),

$$\hat{u}_{mn} = \frac{\Delta^2 \hat{\rho}_{mn}}{2 \left( \cos \frac{\pi m}{J} + \cos \frac{\pi n}{L} - 2 \right)} \tag{19.4.10}$$

- Compute  $u_{jl}$  by the inverse sine transform (19.4.8).

If we have inhomogeneous boundary conditions, for example  $u = 0$  on all boundaries except  $u = f(y)$  on the boundary  $x = J\Delta$ , we have to add to the above solution a solution  $u^H$  of the homogeneous equation

$$\frac{\partial^2 u}{\partial x^2} + \frac{\partial^2 u}{\partial y^2} = 0 \tag{19.4.11}$$

that satisfies the required boundary conditions. In the continuum case, this would be an expression of the form

$$u^H = \sum_n A_n \sinh \frac{n\pi x}{L\Delta} \sin \frac{n\pi y}{L\Delta} \tag{19.4.12}$$

where  $A_n$  would be found by requiring that  $u = f(y)$  at  $x = J\Delta$ . In the discrete case, we have

$$u_{jl}^H = \frac{2}{L} \sum_{n=1}^{L-1} A_n \sinh \frac{\pi nj}{L} \sin \frac{\pi nl}{L} \tag{19.4.13}$$

Sample page from NUMERICAL RECIPES IN C: THE ART OF SCIENTIFIC COMPUTING (ISBN 0-521-43108-5)  
 Copyright (C) 1988-1992 by Cambridge University Press. Programs Copyright (C) 1988-1992 by Numerical Recipes Software.  
 Permission is granted for internet users to make one paper copy for their own personal use. Further reproduction, or any copying of machine-readable files (including this one), to any server computer, is strictly prohibited. To order Numerical Recipes books or CDROMs, visit website <http://www.nr.com> or call 1-800-872-7423 (North America only), or send email to [directcustserv@cambridge.org](mailto:directcustserv@cambridge.org) (outside North America).

If  $f(y = l\Delta) \equiv f_l$ , then we get  $A_n$  from the inverse formula

$$A_n = \frac{1}{\sinh(\pi n J/L)} \sum_{l=1}^{L-1} f_l \sin \frac{\pi n l}{L} \quad (19.4.14)$$

The complete solution to the problem is

$$u = u_{jl} + u_{jl}^H \quad (19.4.15)$$

By adding appropriate terms of the form (19.4.12), we can handle inhomogeneous terms on any boundary surface.

A much simpler procedure for handling inhomogeneous terms is to note that whenever boundary terms appear on the left-hand side of (19.0.6), they can be taken over to the right-hand side since they are known. The effective source term is therefore  $\rho_{jl}$  plus a contribution from the boundary terms. To implement this idea formally, write the solution as

$$u = u' + u^B \quad (19.4.16)$$

where  $u' = 0$  on the boundary, while  $u^B$  vanishes everywhere *except* on the boundary. There it takes on the given boundary value. In the above example, the only nonzero values of  $u^B$  would be

$$u_{J,l}^B = f_l \quad (19.4.17)$$

The model equation (19.0.3) becomes

$$\nabla^2 u' = -\nabla^2 u^B + \rho \quad (19.4.18)$$

or, in finite-difference form,

$$\begin{aligned} u'_{j+1,l} + u'_{j-1,l} + u'_{j,l+1} + u'_{j,l-1} - 4u'_{j,l} = \\ - (u_{j+1,l}^B + u_{j-1,l}^B + u_{j,l+1}^B + u_{j,l-1}^B - 4u_{j,l}^B) + \Delta^2 \rho_{j,l} \end{aligned} \quad (19.4.19)$$

All the  $u^B$  terms in equation (19.4.19) vanish except when the equation is evaluated at  $j = J - 1$ , where

$$u'_{J,l} + u'_{J-2,l} + u'_{J-1,l+1} + u'_{J-1,l-1} - 4u'_{J-1,l} = -f_l + \Delta^2 \rho_{J-1,l} \quad (19.4.20)$$

Thus the problem is now equivalent to the case of zero boundary conditions, except that one row of the source term is modified by the replacement

$$\Delta^2 \rho_{J-1,l} \rightarrow \Delta^2 \rho_{J-1,l} - f_l \quad (19.4.21)$$

The case of Neumann boundary conditions  $\nabla u = 0$  is handled by the cosine expansion (12.3.17):

$$u_{jl} = \frac{2}{J} \frac{2}{L} \sum_{m=0}^J \sum_{n=0}^L \hat{u}_{mn} \cos \frac{\pi j m}{J} \cos \frac{\pi l n}{L} \quad (19.4.22)$$

Here the double prime notation means that the terms for  $m = 0$  and  $m = J$  should be multiplied by  $\frac{1}{2}$ , and similarly for  $n = 0$  and  $n = L$ . Inhomogeneous terms  $\nabla u = g$  can be again included by adding a suitable solution of the homogeneous equation, or more simply by taking boundary terms over to the right-hand side. For example, the condition

$$\frac{\partial u}{\partial x} = g(y) \quad \text{at } x = 0 \quad (19.4.23)$$

becomes

$$\frac{u_{1,l} - u_{-1,l}}{2\Delta} = g_l \quad (19.4.24)$$

where  $g_l \equiv g(y = l\Delta)$ . Once again we write the solution in the form (19.4.16), where now  $\nabla u' = 0$  on the boundary. This time  $\nabla u^B$  takes on the prescribed value on the boundary, but  $u^B$  vanishes everywhere except just *outside* the boundary. Thus equation (19.4.24) gives

$$u_{-1,l}^B = -2\Delta g_l \quad (19.4.25)$$

All the  $u^B$  terms in equation (19.4.19) vanish except when  $j = 0$ :

$$u'_{1,l} + u'_{-1,l} + u'_{0,l+1} + u'_{0,l-1} - 4u'_{0,l} = 2\Delta g_l + \Delta^2 \rho_{0,l} \quad (19.4.26)$$

Thus  $u'$  is the solution of a zero-gradient problem, with the source term modified by the replacement

$$\Delta^2 \rho_{0,l} \rightarrow \Delta^2 \rho_{0,l} + 2\Delta g_l \quad (19.4.27)$$

Sometimes Neumann boundary conditions are handled by using a staggered grid, with the  $u$ 's defined midway between zone boundaries so that first derivatives are centered on the mesh points. You can solve such problems using similar techniques to those described above if you use the alternative form of the cosine transform, equation (12.3.23).

## Cyclic Reduction

Evidently the FFT method works only when the original PDE has constant coefficients, and boundaries that coincide with the coordinate lines. An alternative algorithm, which can be used on somewhat more general equations, is called *cyclic reduction (CR)*.

We illustrate cyclic reduction on the equation

$$\frac{\partial^2 u}{\partial x^2} + \frac{\partial^2 u}{\partial y^2} + b(y) \frac{\partial u}{\partial y} + c(y)u = g(x, y) \quad (19.4.28)$$

This form arises very often in practice from the Helmholtz or Poisson equations in polar, cylindrical, or spherical coordinate systems. More general separable equations are treated in [1].

The finite-difference form of equation (19.4.28) can be written as a set of vector equations

$$\mathbf{u}_{j-1} + \mathbf{T} \cdot \mathbf{u}_j + \mathbf{u}_{j+1} = \mathbf{g}_j \Delta^2 \quad (19.4.29)$$

Here the index  $j$  comes from differencing in the  $x$ -direction, while the  $y$ -differencing (denoted by the index  $l$  previously) has been left in vector form. The matrix  $\mathbf{T}$  has the form

$$\mathbf{T} = \mathbf{B} - 2\mathbf{1} \quad (19.4.30)$$

where the  $2\mathbf{1}$  comes from the  $x$ -differencing and the matrix  $\mathbf{B}$  from the  $y$ -differencing. The matrix  $\mathbf{B}$ , and hence  $\mathbf{T}$ , is tridiagonal with variable coefficients.

The CR method is derived by writing down three successive equations like (19.4.29):

$$\begin{aligned} \mathbf{u}_{j-2} + \mathbf{T} \cdot \mathbf{u}_{j-1} + \mathbf{u}_j &= \mathbf{g}_{j-1} \Delta^2 \\ \mathbf{u}_{j-1} + \mathbf{T} \cdot \mathbf{u}_j + \mathbf{u}_{j+1} &= \mathbf{g}_j \Delta^2 \\ \mathbf{u}_j + \mathbf{T} \cdot \mathbf{u}_{j+1} + \mathbf{u}_{j+2} &= \mathbf{g}_{j+1} \Delta^2 \end{aligned} \quad (19.4.31)$$

Matrix-multiplying the middle equation by  $-\mathbf{T}$  and then adding the three equations, we get

$$\mathbf{u}_{j-2} + \mathbf{T}^{(1)} \cdot \mathbf{u}_j + \mathbf{u}_{j+2} = \mathbf{g}_j^{(1)} \Delta^2 \quad (19.4.32)$$

This is an equation of the same form as (19.4.29), with

$$\begin{aligned} \mathbf{T}^{(1)} &= 2\mathbf{1} - \mathbf{T}^2 \\ \mathbf{g}_j^{(1)} &= \Delta^2 (\mathbf{g}_{j-1} - \mathbf{T} \cdot \mathbf{g}_j + \mathbf{g}_{j+1}) \end{aligned} \quad (19.4.33)$$

After one level of CR, we have reduced the number of equations by a factor of two. Since the resulting equations are of the same form as the original equation, we can repeat the process. Taking the number of mesh points to be a power of 2 for simplicity, we finally end up with a single equation for the central line of variables:

$$\mathbf{T}^{(f)} \cdot \mathbf{u}_{J/2} = \Delta^2 \mathbf{g}_{J/2}^{(f)} - \mathbf{u}_0 - \mathbf{u}_J \quad (19.4.34)$$

Here we have moved  $\mathbf{u}_0$  and  $\mathbf{u}_J$  to the right-hand side because they are known boundary values. Equation (19.4.34) can be solved for  $\mathbf{u}_{J/2}$  by the standard tridiagonal algorithm. The two equations at level  $f-1$  involve  $\mathbf{u}_{J/4}$  and  $\mathbf{u}_{3J/4}$ . The equation for  $\mathbf{u}_{J/4}$  involves  $\mathbf{u}_0$  and  $\mathbf{u}_{J/2}$ , both of which are known, and hence can be solved by the usual tridiagonal routine. A similar result holds true at every stage, so we end up solving  $J-1$  tridiagonal systems.

In practice, equations (19.4.33) should be rewritten to avoid numerical instability. For these and other practical details, refer to [2].

### FACR Method

The *best* way to solve equations of the form (19.4.28), including the constant coefficient problem (19.0.3), is a combination of Fourier analysis and cyclic reduction, the FACR method [3-6]. If at the  $r$ th stage of CR we Fourier analyze the equations of the form (19.4.32) along  $y$ , that is, with respect to the suppressed vector index, we will have a tridiagonal system in the  $x$ -direction for each  $y$ -Fourier mode:

$$\hat{u}_{j-2^r}^k + \lambda_k^{(r)} \hat{u}_j^k + \hat{u}_{j+2^r}^k = \Delta^2 g_j^{(r)k} \quad (19.4.35)$$

Here  $\lambda_k^{(r)}$  is the eigenvalue of  $\mathbf{T}^{(r)}$  corresponding to the  $k$ th Fourier mode. For the equation (19.0.3), equation (19.4.5) shows that  $\lambda_k^{(r)}$  will involve terms like  $\cos(2\pi k/L) - 2$  raised to a power. Solve the tridiagonal systems for  $\hat{u}_j^k$  at the levels  $j = 2^r, 2 \times 2^r, 4 \times 2^r, \dots, J - 2^r$ . Fourier synthesize to get the  $y$ -values on these  $x$ -lines. Then fill in the intermediate  $x$ -lines as in the original CR algorithm.

The trick is to choose the number of levels of CR so as to minimize the total number of arithmetic operations. One can show that for a typical case of a  $128 \times 128$  mesh, the optimal level is  $r = 2$ ; asymptotically,  $r \rightarrow \log_2(\log_2 J)$ .

A rough estimate of running times for these algorithms for equation (19.0.3) is as follows: The FFT method (in both  $x$  and  $y$ ) and the CR method are roughly comparable. FACR with  $r = 0$  (that is, FFT in one dimension and solve the tridiagonal equations by the usual algorithm in the other dimension) gives about a factor of two gain in speed. The optimal FACR with  $r = 2$  gives another factor of two gain in speed.

#### CITED REFERENCES AND FURTHER READING:

- Swartzrauber, P.N. 1977, *SIAM Review*, vol. 19, pp. 490–501. [1]  
 Buzbee, B.L., Golub, G.H., and Nielson, C.W. 1970, *SIAM Journal on Numerical Analysis*, vol. 7, pp. 627–656; see also *op. cit.* vol. 11, pp. 753–763. [2]  
 Hockney, R.W. 1965, *Journal of the Association for Computing Machinery*, vol. 12, pp. 95–113. [3]  
 Hockney, R.W. 1970, in *Methods of Computational Physics*, vol. 9 (New York: Academic Press), pp. 135–211. [4]  
 Hockney, R.W., and Eastwood, J.W. 1981, *Computer Simulation Using Particles* (New York: McGraw-Hill), Chapter 6. [5]  
 Temperton, C. 1980, *Journal of Computational Physics*, vol. 34, pp. 314–329. [6]

## 19.5 Relaxation Methods for Boundary Value Problems

As we mentioned in §19.0, relaxation methods involve splitting the sparse matrix that arises from finite differencing and then iterating until a solution is found.

There is another way of thinking about relaxation methods that is somewhat more physical. Suppose we wish to solve the elliptic equation

$$\mathcal{L}u = \rho \quad (19.5.1)$$

### FACR Method

The *best* way to solve equations of the form (19.4.28), including the constant coefficient problem (19.0.3), is a combination of Fourier analysis and cyclic reduction, the FACR method [3-6]. If at the  $r$ th stage of CR we Fourier analyze the equations of the form (19.4.32) along  $y$ , that is, with respect to the suppressed vector index, we will have a tridiagonal system in the  $x$ -direction for each  $y$ -Fourier mode:

$$\hat{u}_{j-2^r}^k + \lambda_k^{(r)} \hat{u}_j^k + \hat{u}_{j+2^r}^k = \Delta^2 g_j^{(r)k} \quad (19.4.35)$$

Here  $\lambda_k^{(r)}$  is the eigenvalue of  $\mathbf{T}^{(r)}$  corresponding to the  $k$ th Fourier mode. For the equation (19.0.3), equation (19.4.5) shows that  $\lambda_k^{(r)}$  will involve terms like  $\cos(2\pi k/L) - 2$  raised to a power. Solve the tridiagonal systems for  $\hat{u}_j^k$  at the levels  $j = 2^r, 2 \times 2^r, 4 \times 2^r, \dots, J - 2^r$ . Fourier synthesize to get the  $y$ -values on these  $x$ -lines. Then fill in the intermediate  $x$ -lines as in the original CR algorithm.

The trick is to choose the number of levels of CR so as to minimize the total number of arithmetic operations. One can show that for a typical case of a  $128 \times 128$  mesh, the optimal level is  $r = 2$ ; asymptotically,  $r \rightarrow \log_2(\log_2 J)$ .

A rough estimate of running times for these algorithms for equation (19.0.3) is as follows: The FFT method (in both  $x$  and  $y$ ) and the CR method are roughly comparable. FACR with  $r = 0$  (that is, FFT in one dimension and solve the tridiagonal equations by the usual algorithm in the other dimension) gives about a factor of two gain in speed. The optimal FACR with  $r = 2$  gives another factor of two gain in speed.

#### CITED REFERENCES AND FURTHER READING:

- Swartzrauber, P.N. 1977, *SIAM Review*, vol. 19, pp. 490–501. [1]  
 Buzbee, B.L., Golub, G.H., and Nielson, C.W. 1970, *SIAM Journal on Numerical Analysis*, vol. 7, pp. 627–656; see also *op. cit.* vol. 11, pp. 753–763. [2]  
 Hockney, R.W. 1965, *Journal of the Association for Computing Machinery*, vol. 12, pp. 95–113. [3]  
 Hockney, R.W. 1970, in *Methods of Computational Physics*, vol. 9 (New York: Academic Press), pp. 135–211. [4]  
 Hockney, R.W., and Eastwood, J.W. 1981, *Computer Simulation Using Particles* (New York: McGraw-Hill), Chapter 6. [5]  
 Temperton, C. 1980, *Journal of Computational Physics*, vol. 34, pp. 314–329. [6]

## 19.5 Relaxation Methods for Boundary Value Problems

As we mentioned in §19.0, relaxation methods involve splitting the sparse matrix that arises from finite differencing and then iterating until a solution is found.

There is another way of thinking about relaxation methods that is somewhat more physical. Suppose we wish to solve the elliptic equation

$$\mathcal{L}u = \rho \quad (19.5.1)$$



where  $\mathcal{L}$  represents some elliptic operator and  $\rho$  is the source term. Rewrite the equation as a diffusion equation,

$$\frac{\partial u}{\partial t} = \mathcal{L}u - \rho \quad (19.5.2)$$

An initial distribution  $u$  relaxes to an equilibrium solution as  $t \rightarrow \infty$ . This equilibrium has all time derivatives vanishing. Therefore it is the solution of the original elliptic problem (19.5.1). We see that all the machinery of §19.2, on diffusive initial value equations, can be brought to bear on the solution of boundary value problems by relaxation methods.

Let us apply this idea to our model problem (19.0.3). The diffusion equation is

$$\frac{\partial u}{\partial t} = \frac{\partial^2 u}{\partial x^2} + \frac{\partial^2 u}{\partial y^2} - \rho \quad (19.5.3)$$

If we use FTCS differencing (cf. equation 19.2.4), we get

$$u_{j,l}^{n+1} = u_{j,l}^n + \frac{\Delta t}{\Delta^2} (u_{j+1,l}^n + u_{j-1,l}^n + u_{j,l+1}^n + u_{j,l-1}^n - 4u_{j,l}^n) - \rho_{j,l} \Delta t \quad (19.5.4)$$

Recall from (19.2.6) that FTCS differencing is stable in one spatial dimension only if  $\Delta t / \Delta^2 \leq \frac{1}{2}$ . In two dimensions this becomes  $\Delta t / \Delta^2 \leq \frac{1}{4}$ . Suppose we try to take the largest possible timestep, and set  $\Delta t = \Delta^2 / 4$ . Then equation (19.5.4) becomes

$$u_{j,l}^{n+1} = \frac{1}{4} (u_{j+1,l}^n + u_{j-1,l}^n + u_{j,l+1}^n + u_{j,l-1}^n) - \frac{\Delta^2}{4} \rho_{j,l} \quad (19.5.5)$$

Thus the algorithm consists of using the average of  $u$  at its four nearest-neighbor points on the grid (plus the contribution from the source). This procedure is then iterated until convergence.

This method is in fact a classical method with origins dating back to the last century, called *Jacobi's method* (not to be confused with the Jacobi method for eigenvalues). The method is not practical because it converges too slowly. However, it is the basis for understanding the modern methods, which are always compared with it.

Another classical method is the *Gauss-Seidel* method, which turns out to be important in multigrid methods (§19.6). Here we make use of updated values of  $u$  on the right-hand side of (19.5.5) as soon as they become available. In other words, the averaging is done “in place” instead of being “copied” from an earlier timestep to a later one. If we are proceeding along the rows, incrementing  $j$  for fixed  $l$ , we have

$$u_{j,l}^{n+1} = \frac{1}{4} (u_{j+1,l}^n + u_{j-1,l}^{n+1} + u_{j,l+1}^n + u_{j,l-1}^{n+1}) - \frac{\Delta^2}{4} \rho_{j,l} \quad (19.5.6)$$

This method is also slowly converging and only of theoretical interest when used by itself, but some analysis of it will be instructive.

Let us look at the Jacobi and Gauss-Seidel methods in terms of the matrix splitting concept. We change notation and call  $\mathbf{u}$  “ $\mathbf{x}$ ,” to conform to standard matrix notation. To solve

$$\mathbf{A} \cdot \mathbf{x} = \mathbf{b} \quad (19.5.7)$$

we can consider splitting  $\mathbf{A}$  as

$$\mathbf{A} = \mathbf{L} + \mathbf{D} + \mathbf{U} \quad (19.5.8)$$

where  $\mathbf{D}$  is the diagonal part of  $\mathbf{A}$ ,  $\mathbf{L}$  is the lower triangle of  $\mathbf{A}$  with zeros on the diagonal, and  $\mathbf{U}$  is the upper triangle of  $\mathbf{A}$  with zeros on the diagonal.

In the Jacobi method we write for the  $r$ th step of iteration

$$\mathbf{D} \cdot \mathbf{x}^{(r)} = -(\mathbf{L} + \mathbf{U}) \cdot \mathbf{x}^{(r-1)} + \mathbf{b} \quad (19.5.9)$$

For our model problem (19.5.5),  $\mathbf{D}$  is simply the identity matrix. The Jacobi method converges for matrices  $\mathbf{A}$  that are “diagonally dominant” in a sense that can be made mathematically precise. For matrices arising from finite differencing, this condition is usually met.

What is the rate of convergence of the Jacobi method? A detailed analysis is beyond our scope, but here is some of the flavor: The matrix  $-\mathbf{D}^{-1} \cdot (\mathbf{L} + \mathbf{U})$  is the *iteration matrix* which, apart from an additive term, maps one set of  $\mathbf{x}$ 's into the next. The iteration matrix has eigenvalues, each one of which reflects the factor by which the amplitude of a particular eigenmode of undesired residual is suppressed during one iteration. Evidently those factors had better all have modulus  $< 1$  for the relaxation to work at all! The rate of convergence of the method is set by the rate for the slowest-decaying eigenmode, i.e., the factor with largest modulus. The modulus of this largest factor, therefore lying between 0 and 1, is called the *spectral radius* of the relaxation operator, denoted  $\rho_s$ .

The number of iterations  $r$  required to reduce the overall error by a factor  $10^{-p}$  is thus estimated by

$$r \approx \frac{p \ln 10}{(-\ln \rho_s)} \quad (19.5.10)$$

In general, the spectral radius  $\rho_s$  goes asymptotically to the value 1 as the grid size  $J$  is increased, so that more iterations are required. For any given equation, grid geometry, and boundary condition, the spectral radius can, in principle, be computed analytically. For example, for equation (19.5.5) on a  $J \times J$  grid with Dirichlet boundary conditions on all four sides, the asymptotic formula for large  $J$  turns out to be

$$\rho_s \simeq 1 - \frac{\pi^2}{2J^2} \quad (19.5.11)$$

The number of iterations  $r$  required to reduce the error by a factor of  $10^{-p}$  is thus

$$r \simeq \frac{2pJ^2 \ln 10}{\pi^2} \simeq \frac{1}{2}pJ^2 \quad (19.5.12)$$

In other words, the number of iterations is proportional to the number of mesh points,  $J^2$ . Since  $100 \times 100$  and larger problems are common, it is clear that the Jacobi method is only of theoretical interest.

The Gauss-Seidel method, equation (19.5.6), corresponds to the matrix decomposition

$$(\mathbf{L} + \mathbf{D}) \cdot \mathbf{x}^{(r)} = -\mathbf{U} \cdot \mathbf{x}^{(r-1)} + \mathbf{b} \quad (19.5.13)$$

The fact that  $\mathbf{L}$  is on the left-hand side of the equation follows from the updating in place, as you can easily check if you write out (19.5.13) in components. One can show [1-3] that the spectral radius is just the square of the spectral radius of the Jacobi method. For our model problem, therefore,

$$\rho_s \simeq 1 - \frac{\pi^2}{J^2} \quad (19.5.14)$$

$$r \simeq \frac{pJ^2 \ln 10}{\pi^2} \simeq \frac{1}{4} pJ^2 \quad (19.5.15)$$

The factor of two improvement in the number of iterations over the Jacobi method still leaves the method impractical.

### Successive Overrelaxation (SOR)

We get a better algorithm — one that was the standard algorithm until the 1970s — if we make an *overcorrection* to the value of  $\mathbf{x}^{(r)}$  at the  $r$ th stage of Gauss-Seidel iteration, thus anticipating future corrections. Solve (19.5.13) for  $\mathbf{x}^{(r)}$ , add and subtract  $\mathbf{x}^{(r-1)}$  on the right-hand side, and hence write the Gauss-Seidel method as

$$\mathbf{x}^{(r)} = \mathbf{x}^{(r-1)} - (\mathbf{L} + \mathbf{D})^{-1} \cdot [(\mathbf{L} + \mathbf{D} + \mathbf{U}) \cdot \mathbf{x}^{(r-1)} - \mathbf{b}] \quad (19.5.16)$$

The term in square brackets is just the residual vector  $\xi^{(r-1)}$ , so

$$\mathbf{x}^{(r)} = \mathbf{x}^{(r-1)} - (\mathbf{L} + \mathbf{D})^{-1} \cdot \xi^{(r-1)} \quad (19.5.17)$$

Now *overcorrect*, defining

$$\mathbf{x}^{(r)} = \mathbf{x}^{(r-1)} - \omega(\mathbf{L} + \mathbf{D})^{-1} \cdot \xi^{(r-1)} \quad (19.5.18)$$

Here  $\omega$  is called the *overrelaxation parameter*, and the method is called *successive overrelaxation* (SOR).

The following theorems can be proved [1-3]:

- The method is convergent only for  $0 < \omega < 2$ . If  $0 < \omega < 1$ , we speak of *underrelaxation*.
- Under certain mathematical restrictions generally satisfied by matrices arising from finite differencing, only overrelaxation ( $1 < \omega < 2$ ) can give faster convergence than the Gauss-Seidel method.
- If  $\rho_{\text{Jacobi}}$  is the spectral radius of the Jacobi iteration (so that the square of it is the spectral radius of the Gauss-Seidel iteration), then the *optimal* choice for  $\omega$  is given by

$$\omega = \frac{2}{1 + \sqrt{1 - \rho_{\text{Jacobi}}^2}} \quad (19.5.19)$$

- For this optimal choice, the spectral radius for SOR is

$$\rho_{\text{SOR}} = \left( \frac{\rho_{\text{Jacobi}}}{1 + \sqrt{1 - \rho_{\text{Jacobi}}^2}} \right)^2 \tag{19.5.20}$$

As an application of the above results, consider our model problem for which  $\rho_{\text{Jacobi}}$  is given by equation (19.5.11). Then equations (19.5.19) and (19.5.20) give

$$\omega \simeq \frac{2}{1 + \pi/J} \tag{19.5.21}$$

$$\rho_{\text{SOR}} \simeq 1 - \frac{2\pi}{J} \quad \text{for large } J \tag{19.5.22}$$

Equation (19.5.10) gives for the number of iterations to reduce the initial error by a factor of  $10^{-p}$ ,

$$r \simeq \frac{pJ \ln 10}{2\pi} \simeq \frac{1}{3}pJ \tag{19.5.23}$$

Comparing with equation (19.5.12) or (19.5.15), we see that optimal SOR requires of order  $J$  iterations, as opposed to of order  $J^2$ . Since  $J$  is typically 100 or larger, this makes a tremendous difference! Equation (19.5.23) leads to the mnemonic that 3-figure accuracy ( $p = 3$ ) requires a number of iterations equal to the number of mesh points along a side of the grid. For 6-figure accuracy, we require about twice as many iterations.

How do we choose  $\omega$  for a problem for which the answer is not known analytically? That is just the weak point of SOR! The advantages of SOR obtain only in a fairly narrow window around the correct value of  $\omega$ . It is better to take  $\omega$  slightly too large, rather than slightly too small, but best to get it right.

One way to choose  $\omega$  is to map your problem approximately onto a known problem, replacing the coefficients in the equation by average values. Note, however, that the known problem must have the same grid size and boundary conditions as the actual problem. We give for reference purposes the value of  $\rho_{\text{Jacobi}}$  for our model problem on a rectangular  $J \times L$  grid, allowing for the possibility that  $\Delta x \neq \Delta y$ :

$$\rho_{\text{Jacobi}} = \frac{\cos \frac{\pi}{J} + \left( \frac{\Delta x}{\Delta y} \right)^2 \cos \frac{\pi}{L}}{1 + \left( \frac{\Delta x}{\Delta y} \right)^2} \tag{19.5.24}$$

Equation (19.5.24) holds for homogeneous Dirichlet or Neumann boundary conditions. For periodic boundary conditions, make the replacement  $\pi \rightarrow 2\pi$ .

A second way, which is especially useful if you plan to solve many similar elliptic equations each time with slightly different coefficients, is to determine the optimum value  $\omega$  empirically on the first equation and then use that value for the remaining equations. Various automated schemes for doing this and for “seeking out” the best values of  $\omega$  are described in the literature.

While the matrix notation introduced earlier is useful for theoretical analyses, for practical implementation of the SOR algorithm we need explicit formulas.

Sample page from NUMERICAL RECIPES IN C: THE ART OF SCIENTIFIC COMPUTING (ISBN 0-521-43108-5)  
 Copyright (C) 1988-1992 by Cambridge University Press. Programs Copyright (C) 1988-1992 by Numerical Recipes Software.  
 Permission is granted for internet users to make one paper copy for their own personal use. Further reproduction, or any copying of machine-readable files (including this one), to any server computer, is strictly prohibited. To order Numerical Recipes books or CDROMs, visit website <http://www.nr.com> or call 1-800-872-7423 (North America only), or send email to [directcustserv@cambridge.org](mailto:directcustserv@cambridge.org) (outside North America).

Consider a general second-order elliptic equation in  $x$  and  $y$ , finite differenced on a square as for our model equation. Corresponding to each row of the matrix  $\mathbf{A}$  is an equation of the form

$$a_{j,l}u_{j+1,l} + b_{j,l}u_{j-1,l} + c_{j,l}u_{j,l+1} + d_{j,l}u_{j,l-1} + e_{j,l}u_{j,l} = f_{j,l} \quad (19.5.25)$$

For our model equation, we had  $a = b = c = d = 1, e = -4$ . The quantity  $f$  is proportional to the source term. The iterative procedure is defined by solving (19.5.25) for  $u_{j,l}$ :

$$u_{j,l}^* = \frac{1}{e_{j,l}} (f_{j,l} - a_{j,l}u_{j+1,l} - b_{j,l}u_{j-1,l} - c_{j,l}u_{j,l+1} - d_{j,l}u_{j,l-1}) \quad (19.5.26)$$

Then  $u_{j,l}^{\text{new}}$  is a weighted average

$$u_{j,l}^{\text{new}} = \omega u_{j,l}^* + (1 - \omega)u_{j,l}^{\text{old}} \quad (19.5.27)$$

We calculate it as follows: The residual at any stage is

$$\xi_{j,l} = a_{j,l}u_{j+1,l} + b_{j,l}u_{j-1,l} + c_{j,l}u_{j,l+1} + d_{j,l}u_{j,l-1} + e_{j,l}u_{j,l} - f_{j,l} \quad (19.5.28)$$

and the SOR algorithm (19.5.18) or (19.5.27) is

$$u_{j,l}^{\text{new}} = u_{j,l}^{\text{old}} - \omega \frac{\xi_{j,l}}{e_{j,l}} \quad (19.5.29)$$

This formulation is very easy to program, and the norm of the residual vector  $\xi_{j,l}$  can be used as a criterion for terminating the iteration.

Another practical point concerns the order in which mesh points are processed. The obvious strategy is simply to proceed in order down the rows (or columns). Alternatively, suppose we divide the mesh into “odd” and “even” meshes, like the red and black squares of a checkerboard. Then equation (19.5.26) shows that the odd points depend only on the even mesh values and vice versa. Accordingly, we can carry out one half-sweep updating the odd points, say, and then another half-sweep updating the even points with the new odd values. For the version of SOR implemented below, we shall adopt odd-even ordering.

The last practical point is that in practice the asymptotic rate of convergence in SOR is not attained until of order  $J$  iterations. The error often grows by a factor of 20 before convergence sets in. A trivial modification to SOR resolves this problem. It is based on the observation that, while  $\omega$  is the optimum *asymptotic* relaxation parameter, it is not necessarily a good initial choice. In SOR with *Chebyshev acceleration*, one uses odd-even ordering and changes  $\omega$  at each half-sweep according to the following prescription:

$$\begin{aligned} \omega^{(0)} &= 1 \\ \omega^{(1/2)} &= 1/(1 - \rho_{\text{Jacobi}}^2/2) \\ \omega^{(n+1/2)} &= 1/(1 - \rho_{\text{Jacobi}}^2 \omega^{(n)}/4), \quad n = 1/2, 1, \dots, \infty \\ \omega^{(\infty)} &\rightarrow \omega_{\text{optimal}} \end{aligned} \quad (19.5.30)$$

The beauty of Chebyshev acceleration is that the norm of the error always decreases with each iteration. (This is the norm of the actual error in  $u_{j,l}$ . The norm of the residual  $\xi_{j,l}$  need not decrease monotonically.) While the asymptotic rate of convergence is the same as ordinary SOR, there is never any excuse for not using Chebyshev acceleration to reduce the total number of iterations required.

Here we give a routine for SOR with Chebyshev acceleration.

```
#include <math.h>
#define MAXITS 1000
#define EPS 1.0e-5

void sor(double **a, double **b, double **c, double **d, double **e,
         double **f, double **u, int jmax, double rjac)
Successive overrelaxation solution of equation (19.5.25) with Chebyshev acceleration. a, b, c,
d, e, and f are input as the coefficients of the equation, each dimensioned to the grid size
[1..jmax][1..jmax]. u is input as the initial guess to the solution, usually zero, and returns
with the final value. rjac is input as the spectral radius of the Jacobi iteration, or an estimate
of it.
{
    void nrerror(char error_text[]);
    int ipass,j,jsw,l,lsw,n;
    double anorm,anormf=0.0,omega=1.0,resid;
    Double precision is a good idea for jmax bigger than about 25.

    for (j=2;j<jmax;j++)
    Compute initial norm of residual and terminate iteration when norm has been reduced by
    a factor EPS.
        for (l=2;l<jmax;l++)
            anormf += fabs(f[j][l]);           Assumes initial u is zero.
    for (n=1;n<=MAXITS;n++) {
        anorm=0.0;
        jsw=1;
        for (ipass=1;ipass<=2;ipass++) {      Odd-even ordering.
            lsw=jsw;
            for (j=2;j<jmax;j++) {
                for (l=lsw+1;l<jmax;l+=2) {
                    resid=a[j][l]*u[j+1][l]
                    +b[j][l]*u[j-1][l]
                    +c[j][l]*u[j][l+1]
                    +d[j][l]*u[j][l-1]
                    +e[j][l]*u[j][l]
                    -f[j][l];
                    anorm += fabs(resid);
                    u[j][l] -= omega*resid/e[j][l];
                }
                lsw=3-lsw;
            }
            jsw=3-jsw;
            omega=(n == 1 && ipass == 1 ? 1.0/(1.0-0.5*rjac*rjac) :
                1.0/(1.0-0.25*rjac*rjac*omega));
        }
        if (anorm < EPS*anormf) return;
    }
    nrerror("MAXITS exceeded");
}
```

The main advantage of SOR is that it is very easy to program. Its main disadvantage is that it is still very inefficient on large problems.

### ADI (Alternating-Direction Implicit) Method

The ADI method of §19.3 for diffusion equations can be turned into a relaxation method for elliptic equations [1-4]. In §19.3, we discussed ADI as a method for solving the time-dependent heat-flow equation

$$\frac{\partial u}{\partial t} = \nabla^2 u - \rho \quad (19.5.31)$$

By letting  $t \rightarrow \infty$  one also gets an iterative method for solving the elliptic equation

$$\nabla^2 u = \rho \quad (19.5.32)$$

In either case, the operator splitting is of the form

$$\mathcal{L} = \mathcal{L}_x + \mathcal{L}_y \quad (19.5.33)$$

where  $\mathcal{L}_x$  represents the differencing in  $x$  and  $\mathcal{L}_y$  that in  $y$ .

For example, in our model problem (19.0.6) with  $\Delta x = \Delta y = \Delta$ , we have

$$\begin{aligned} \mathcal{L}_x u &= 2u_{j,l} - u_{j+1,l} - u_{j-1,l} \\ \mathcal{L}_y u &= 2u_{j,l} - u_{j,l+1} - u_{j,l-1} \end{aligned} \quad (19.5.34)$$

More complicated operators may be similarly split, but there is some art involved. A bad choice of splitting can lead to an algorithm that fails to converge. Usually one tries to base the splitting on the physical nature of the problem. We know for our model problem that an initial transient diffuses away, and we set up the  $x$  and  $y$  splitting to mimic diffusion in each dimension.

Having chosen a splitting, we difference the time-dependent equation (19.5.31) implicitly in two half-steps:

$$\begin{aligned} \frac{u^{n+1/2} - u^n}{\Delta t/2} &= -\frac{\mathcal{L}_x u^{n+1/2} + \mathcal{L}_y u^n}{\Delta^2} - \rho \\ \frac{u^{n+1} - u^{n+1/2}}{\Delta t/2} &= -\frac{\mathcal{L}_x u^{n+1/2} + \mathcal{L}_y u^{n+1}}{\Delta^2} - \rho \end{aligned} \quad (19.5.35)$$

(cf. equation 19.3.16). Here we have suppressed the spatial indices ( $j, l$ ). In matrix notation, equations (19.5.35) are

$$(\mathbf{L}_x + r\mathbf{1}) \cdot \mathbf{u}^{n+1/2} = (r\mathbf{1} - \mathbf{L}_y) \cdot \mathbf{u}^n - \Delta^2 \rho \quad (19.5.36)$$

$$(\mathbf{L}_y + r\mathbf{1}) \cdot \mathbf{u}^{n+1} = (r\mathbf{1} - \mathbf{L}_x) \cdot \mathbf{u}^{n+1/2} - \Delta^2 \rho \quad (19.5.37)$$

where

$$r \equiv \frac{2\Delta^2}{\Delta t} \quad (19.5.38)$$

The matrices on the left-hand sides of equations (19.5.36) and (19.5.37) are tridiagonal (and usually positive definite), so the equations can be solved by the

standard tridiagonal algorithm. Given  $\mathbf{u}^n$ , one solves (19.5.36) for  $\mathbf{u}^{n+1/2}$ , substitutes on the right-hand side of (19.5.37), and then solves for  $\mathbf{u}^{n+1}$ . The key question is how to choose the iteration parameter  $r$ , the analog of a choice of timestep for an initial value problem.

As usual, the goal is to minimize the spectral radius of the iteration matrix. Although it is beyond our scope to go into details here, it turns out that, for the optimal choice of  $r$ , the ADI method has the same rate of convergence as SOR. The individual iteration steps in the ADI method are much more complicated than in SOR, so the ADI method would appear to be inferior. This is in fact true if we choose the same parameter  $r$  for every iteration step. However, it is possible to choose a *different*  $r$  for each step. If this is done optimally, then ADI is generally more efficient than SOR. We refer you to the literature [1-4] for details.

Our reason for not fully implementing ADI here is that, in most applications, it has been superseded by the multigrid methods described in the next section. Our advice is to use SOR for trivial problems (e.g.,  $20 \times 20$ ), or for solving a larger problem once only, where ease of programming outweighs expense of computer time. Occasionally, the sparse matrix methods of §2.7 are useful for solving a set of difference equations directly. For production solution of large elliptic problems, however, multigrid is now almost always the method of choice.

#### CITED REFERENCES AND FURTHER READING:

- Hockney, R.W., and Eastwood, J.W. 1981, *Computer Simulation Using Particles* (New York: McGraw-Hill), Chapter 6.
- Young, D.M. 1971, *Iterative Solution of Large Linear Systems* (New York: Academic Press). [1]
- Stoer, J., and Bulirsch, R. 1980, *Introduction to Numerical Analysis* (New York: Springer-Verlag), §§8.3–8.6. [2]
- Varga, R.S. 1962, *Matrix Iterative Analysis* (Englewood Cliffs, NJ: Prentice-Hall). [3]
- Spanier, J. 1967, in *Mathematical Methods for Digital Computers, Volume 2* (New York: Wiley), Chapter 11. [4]

## 19.6 Multigrid Methods for Boundary Value Problems

Practical multigrid methods were first introduced in the 1970s by Brandt. These methods can solve elliptic PDEs discretized on  $N$  grid points in  $O(N)$  operations. The “rapid” direct elliptic solvers discussed in §19.4 solve special kinds of elliptic equations in  $O(N \log N)$  operations. The numerical coefficients in these estimates are such that multigrid methods are comparable to the rapid methods in execution speed. Unlike the rapid methods, however, the multigrid methods can solve general elliptic equations with nonconstant coefficients with hardly any loss in efficiency. Even nonlinear equations can be solved with comparable speed.

Unfortunately there is not a single multigrid algorithm that solves all elliptic problems. Rather there is a multigrid technique that provides the framework for solving these problems. You have to adjust the various components of the algorithm within this framework to solve your specific problem. We can only give a brief



standard tridiagonal algorithm. Given  $\mathbf{u}^n$ , one solves (19.5.36) for  $\mathbf{u}^{n+1/2}$ , substitutes on the right-hand side of (19.5.37), and then solves for  $\mathbf{u}^{n+1}$ . The key question is how to choose the iteration parameter  $r$ , the analog of a choice of timestep for an initial value problem.

As usual, the goal is to minimize the spectral radius of the iteration matrix. Although it is beyond our scope to go into details here, it turns out that, for the optimal choice of  $r$ , the ADI method has the same rate of convergence as SOR. The individual iteration steps in the ADI method are much more complicated than in SOR, so the ADI method would appear to be inferior. This is in fact true if we choose the same parameter  $r$  for every iteration step. However, it is possible to choose a *different*  $r$  for each step. If this is done optimally, then ADI is generally more efficient than SOR. We refer you to the literature [1-4] for details.

Our reason for not fully implementing ADI here is that, in most applications, it has been superseded by the multigrid methods described in the next section. Our advice is to use SOR for trivial problems (e.g.,  $20 \times 20$ ), or for solving a larger problem once only, where ease of programming outweighs expense of computer time. Occasionally, the sparse matrix methods of §2.7 are useful for solving a set of difference equations directly. For production solution of large elliptic problems, however, multigrid is now almost always the method of choice.

#### CITED REFERENCES AND FURTHER READING:

- Hockney, R.W., and Eastwood, J.W. 1981, *Computer Simulation Using Particles* (New York: McGraw-Hill), Chapter 6.
- Young, D.M. 1971, *Iterative Solution of Large Linear Systems* (New York: Academic Press). [1]
- Stoer, J., and Bulirsch, R. 1980, *Introduction to Numerical Analysis* (New York: Springer-Verlag), §§8.3–8.6. [2]
- Varga, R.S. 1962, *Matrix Iterative Analysis* (Englewood Cliffs, NJ: Prentice-Hall). [3]
- Spanier, J. 1967, in *Mathematical Methods for Digital Computers, Volume 2* (New York: Wiley), Chapter 11. [4]

## 19.6 Multigrid Methods for Boundary Value Problems

Practical multigrid methods were first introduced in the 1970s by Brandt. These methods can solve elliptic PDEs discretized on  $N$  grid points in  $O(N)$  operations. The “rapid” direct elliptic solvers discussed in §19.4 solve special kinds of elliptic equations in  $O(N \log N)$  operations. The numerical coefficients in these estimates are such that multigrid methods are comparable to the rapid methods in execution speed. Unlike the rapid methods, however, the multigrid methods can solve general elliptic equations with nonconstant coefficients with hardly any loss in efficiency. Even nonlinear equations can be solved with comparable speed.

Unfortunately there is not a single multigrid algorithm that solves all elliptic problems. Rather there is a multigrid technique that provides the framework for solving these problems. You have to adjust the various components of the algorithm within this framework to solve your specific problem. We can only give a brief

introduction to the subject here. In particular, we will give two sample multigrid routines, one linear and one nonlinear. By following these prototypes and by perusing the references [1-4], you should be able to develop routines to solve your own problems.

There are two related, but distinct, approaches to the use of multigrid techniques. The first, termed “the multigrid method,” is a means for speeding up the convergence of a traditional relaxation method, as defined by you on a grid of pre-specified fineness. In this case, you need define your problem (e.g., evaluate its source terms) only on this grid. Other, coarser, grids defined by the method can be viewed as temporary computational adjuncts.

The second approach, termed (perhaps confusingly) “the full multigrid (FMG) method,” requires you to be able to define your problem on grids of various sizes (generally by discretizing the same underlying PDE into different-sized sets of finite-difference equations). In this approach, the method obtains successive solutions on finer and finer grids. You can stop the solution either at a pre-specified fineness, or you can monitor the truncation error due to the discretization, quitting only when it is tolerably small.

In this section we will first discuss the “multigrid method,” then use the concepts developed to introduce the FMG method. The latter algorithm is the one that we implement in the accompanying programs.

### **From One-Grid, through Two-Grid, to Multigrid**

The key idea of the multigrid method can be understood by considering the simplest case of a two-grid method. Suppose we are trying to solve the linear elliptic problem

$$\mathcal{L}u = f \quad (19.6.1)$$

where  $\mathcal{L}$  is some linear elliptic operator and  $f$  is the source term. Discretize equation (19.6.1) on a uniform grid with mesh size  $h$ . Write the resulting set of linear algebraic equations as

$$\mathcal{L}_h u_h = f_h \quad (19.6.2)$$

Let  $\tilde{u}_h$  denote some approximate solution to equation (19.6.2). We will use the symbol  $u_h$  to denote the exact solution to the difference equations (19.6.2). Then the *error* in  $\tilde{u}_h$  or the *correction* is

$$v_h = u_h - \tilde{u}_h \quad (19.6.3)$$

The *residual* or *defect* is

$$d_h = \mathcal{L}_h \tilde{u}_h - f_h \quad (19.6.4)$$

(Beware: some authors define residual as minus the defect, and there is not universal agreement about which of these two quantities 19.6.4 defines.) Since  $\mathcal{L}_h$  is linear, the error satisfies

$$\mathcal{L}_h v_h = -d_h \quad (19.6.5)$$

At this point we need to make an approximation to  $\mathcal{L}_h$  in order to find  $v_h$ . The classical iteration methods, such as Jacobi or Gauss-Seidel, do this by finding, at each stage, an approximate solution of the equation

$$\widehat{\mathcal{L}}_h \widehat{v}_h = -d_h \quad (19.6.6)$$

where  $\widehat{\mathcal{L}}_h$  is a “simpler” operator than  $\mathcal{L}_h$ . For example,  $\widehat{\mathcal{L}}_h$  is the diagonal part of  $\mathcal{L}_h$  for Jacobi iteration, or the lower triangle for Gauss-Seidel iteration. The next approximation is generated by

$$\widetilde{u}_h^{\text{new}} = \widetilde{u}_h + \widehat{v}_h \quad (19.6.7)$$

Now consider, as an alternative, a completely different type of approximation for  $\mathcal{L}_h$ , one in which we “coarsify” rather than “simplify.” That is, we form some appropriate approximation  $\mathcal{L}_H$  of  $\mathcal{L}_h$  on a coarser grid with mesh size  $H$  (we will always take  $H = 2h$ , but other choices are possible). The residual equation (19.6.5) is now approximated by

$$\mathcal{L}_H v_H = -d_H \quad (19.6.8)$$

Since  $\mathcal{L}_H$  has smaller dimension, this equation will be easier to solve than equation (19.6.5). To define the defect  $d_H$  on the coarse grid, we need a *restriction operator*  $\mathcal{R}$  that restricts  $d_h$  to the coarse grid:

$$d_H = \mathcal{R}d_h \quad (19.6.9)$$

The restriction operator is also called the *fine-to-coarse operator* or the *injection operator*. Once we have a solution  $\widetilde{v}_H$  to equation (19.6.8), we need a *prolongation operator*  $\mathcal{P}$  that prolongates or interpolates the correction to the fine grid:

$$\widetilde{v}_h = \mathcal{P}\widetilde{v}_H \quad (19.6.10)$$

The prolongation operator is also called the *coarse-to-fine operator* or the *interpolation operator*. Both  $\mathcal{R}$  and  $\mathcal{P}$  are chosen to be linear operators. Finally the approximation  $\widetilde{u}_h$  can be updated:

$$\widetilde{u}_h^{\text{new}} = \widetilde{u}_h + \widetilde{v}_h \quad (19.6.11)$$

One step of this *coarse-grid correction scheme* is thus:

*Coarse-Grid Correction*

- Compute the defect on the fine grid from (19.6.4).
- Restrict the defect by (19.6.9).
- Solve (19.6.8) exactly on the coarse grid for the correction.
- Interpolate the correction to the fine grid by (19.6.10).

- Compute the next approximation by (19.6.11).

Let's contrast the advantages and disadvantages of relaxation and the coarse-grid correction scheme. Consider the error  $v_h$  expanded into a discrete Fourier series. Call the components in the lower half of the frequency spectrum the *smooth components* and the high-frequency components the *nonsmooth components*. We have seen that relaxation becomes very slowly convergent in the limit  $h \rightarrow 0$ , i.e., when there are a large number of mesh points. The reason turns out to be that the smooth components are only slightly reduced in amplitude on each iteration. However, many relaxation methods reduce the amplitude of the nonsmooth components by large factors on each iteration: They are good *smoothing operators*.

For the two-grid iteration, on the other hand, components of the error with wavelengths  $\lesssim 2H$  are not even representable on the coarse grid and so cannot be reduced to zero on this grid. But it is exactly these high-frequency components that can be reduced by relaxation on the fine grid! This leads us to combine the ideas of relaxation and coarse-grid correction:

#### *Two-Grid Iteration*

- Pre-smoothing: Compute  $\bar{u}_h$  by applying  $\nu_1 \geq 0$  steps of a relaxation method to  $\tilde{u}_h$ .
- Coarse-grid correction: As above, using  $\bar{u}_h$  to give  $\bar{u}_h^{\text{new}}$ .
- Post-smoothing: Compute  $\tilde{u}_h^{\text{new}}$  by applying  $\nu_2 \geq 0$  steps of the relaxation method to  $\bar{u}_h^{\text{new}}$ .

It is only a short step from the above two-grid method to a multigrid method. Instead of solving the coarse-grid defect equation (19.6.8) exactly, we can get an approximate solution of it by introducing an even coarser grid and using the two-grid iteration method. If the convergence factor of the two-grid method is small enough, we will need only a few steps of this iteration to get a good enough approximate solution. We denote the number of such iterations by  $\gamma$ . Obviously we can apply this idea recursively down to some coarsest grid. There the solution is found easily, for example by direct matrix inversion or by iterating the relaxation scheme to convergence.

One iteration of a multigrid method, from finest grid to coarser grids and back to finest grid again, is called a *cycle*. The exact structure of a cycle depends on the value of  $\gamma$ , the number of two-grid iterations at each intermediate stage. The case  $\gamma = 1$  is called a V-cycle, while  $\gamma = 2$  is called a W-cycle (see Figure 19.6.1). These are the most important cases in practice.

Note that once more than two grids are involved, the pre-smoothing steps after the first one on the finest grid need an initial approximation for the error  $v$ . This should be taken to be zero.

### **Smoothing, Restriction, and Prolongation Operators**

The most popular smoothing method, and the one you should try first, is Gauss-Seidel, since it usually leads to a good convergence rate. If we order the mesh points from 1 to  $N$ , then the Gauss-Seidel scheme is

$$u_i = - \left( \sum_{\substack{j=1 \\ j \neq i}}^N L_{ij} u_j - f_i \right) \frac{1}{L_{ii}} \quad i = 1, \dots, N \quad (19.6.12)$$

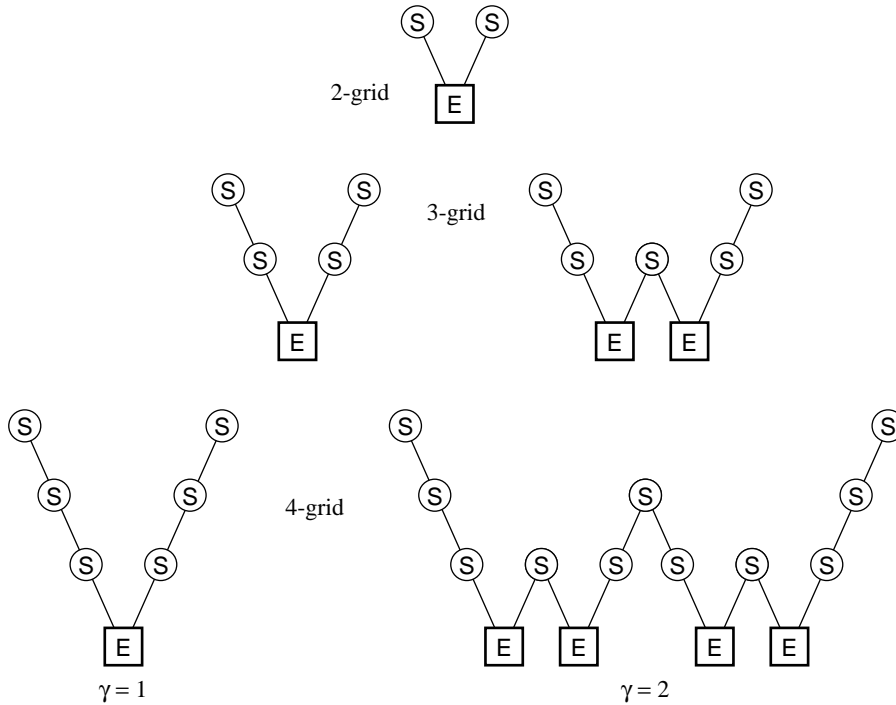


Figure 19.6.1. Structure of multigrid cycles. S denotes smoothing, while E denotes exact solution on the coarsest grid. Each descending line \ denotes restriction ( $\mathcal{R}$ ) and each ascending line / denotes prolongation ( $\mathcal{P}$ ). The finest grid is at the top level of each diagram. For the V-cycles ( $\gamma = 1$ ) the E step is replaced by one 2-grid iteration each time the number of grid levels is increased by one. For the W-cycles ( $\gamma = 2$ ), each E step gets replaced by two 2-grid iterations.

where new values of  $u$  are used on the right-hand side as they become available. The exact form of the Gauss-Seidel method depends on the ordering chosen for the mesh points. For typical second-order elliptic equations like our model problem equation (19.0.3), as differenced in equation (19.0.8), it is usually best to use red-black ordering, making one pass through the mesh updating the “even” points (like the red squares of a checkerboard) and another pass updating the “odd” points (the black squares). When quantities are more strongly coupled along one dimension than another, one should relax a whole line along that dimension simultaneously. Line relaxation for nearest-neighbor coupling involves solving a tridiagonal system, and so is still efficient. Relaxing odd and even lines on successive passes is called zebra relaxation and is usually preferred over simple line relaxation.

Note that SOR should *not* be used as a smoothing operator. The overrelaxation destroys the high-frequency smoothing that is so crucial for the multigrid method.

A succinct notation for the prolongation and restriction operators is to give their *symbol*. The symbol of  $\mathcal{P}$  is found by considering  $v_H$  to be 1 at some mesh point  $(x, y)$ , zero elsewhere, and then asking for the values of  $\mathcal{P}v_H$ . The most popular prolongation operator is simple bilinear interpolation. It gives nonzero values at the 9 points  $(x, y)$ ,  $(x + h, y)$ ,  $\dots$ ,  $(x - h, y - h)$ , where the values are  $1, \frac{1}{2}, \dots, \frac{1}{4}$ .

Sample page from NUMERICAL RECIPES IN C: THE ART OF SCIENTIFIC COMPUTING (ISBN 0-521-43108-5)  
 Copyright (C) 1988-1992 by Cambridge University Press. Programs Copyright (C) 1988-1992 by Numerical Recipes Software.  
 Permission is granted for internet users to make one paper copy for their own personal use. Further reproduction, or any copying of machine-readable files (including this one), to any server computer, is strictly prohibited. To order Numerical Recipes books or CDROMs, visit website <http://www.nr.com> or call 1-800-872-7423 (North America only), or send email to [directcustserv@cambridge.org](mailto:directcustserv@cambridge.org) (outside North America).

Its symbol is therefore

$$\begin{bmatrix} \frac{1}{4} & \frac{1}{2} & \frac{1}{4} \\ \frac{1}{2} & 1 & \frac{1}{2} \\ \frac{1}{4} & \frac{1}{2} & \frac{1}{4} \end{bmatrix} \quad (19.6.13)$$

The symbol of  $\mathcal{R}$  is defined by considering  $v_h$  to be defined everywhere on the fine grid, and then asking what is  $\mathcal{R}v_h$  at  $(x, y)$  as a linear combination of these values. The simplest possible choice for  $\mathcal{R}$  is *straight injection*, which means simply filling each coarse-grid point with the value from the corresponding fine-grid point. Its symbol is “[1].” However, difficulties can arise in practice with this choice. It turns out that a safe choice for  $\mathcal{R}$  is to make it the adjoint operator to  $\mathcal{P}$ . To define the adjoint, define the scalar product of two grid functions  $u_h$  and  $v_h$  for mesh size  $h$  as

$$\langle u_h | v_h \rangle_h \equiv h^2 \sum_{x,y} u_h(x, y) v_h(x, y) \quad (19.6.14)$$

Then the adjoint of  $\mathcal{P}$ , denoted  $\mathcal{P}^\dagger$ , is defined by

$$\langle u_H | \mathcal{P}^\dagger v_h \rangle_H = \langle \mathcal{P} u_H | v_h \rangle_h \quad (19.6.15)$$

Now take  $\mathcal{P}$  to be bilinear interpolation, and choose  $u_H = 1$  at  $(x, y)$ , zero elsewhere. Set  $\mathcal{P}^\dagger = \mathcal{R}$  in (19.6.15) and  $H = 2h$ . You will find that

$$(\mathcal{R}v_h)_{(x,y)} = \frac{1}{4}v_h(x, y) + \frac{1}{8}v_h(x+h, y) + \frac{1}{16}v_h(x+h, y+h) + \dots \quad (19.6.16)$$

so that the symbol of  $\mathcal{R}$  is

$$\begin{bmatrix} \frac{1}{16} & \frac{1}{8} & \frac{1}{16} \\ \frac{1}{8} & \frac{1}{4} & \frac{1}{8} \\ \frac{1}{16} & \frac{1}{8} & \frac{1}{16} \end{bmatrix} \quad (19.6.17)$$

Note the simple rule: The symbol of  $\mathcal{R}$  is  $\frac{1}{4}$  the transpose of the matrix defining the symbol of  $\mathcal{P}$ , equation (19.6.13). This rule is general whenever  $\mathcal{R} = \mathcal{P}^\dagger$  and  $H = 2h$ .

The particular choice of  $\mathcal{R}$  in (19.6.17) is called *full weighting*. Another popular choice for  $\mathcal{R}$  is *half weighting*, “halfway” between full weighting and straight injection. Its symbol is

$$\begin{bmatrix} 0 & \frac{1}{8} & 0 \\ \frac{1}{8} & \frac{1}{2} & \frac{1}{8} \\ 0 & \frac{1}{8} & 0 \end{bmatrix} \quad (19.6.18)$$

A similar notation can be used to describe the difference operator  $\mathcal{L}_h$ . For example, the standard differencing of the model problem, equation (19.0.6), is represented by the *five-point difference star*

$$\mathcal{L}_h = \frac{1}{h^2} \begin{bmatrix} 0 & 1 & 0 \\ 1 & -4 & 1 \\ 0 & 1 & 0 \end{bmatrix} \quad (19.6.19)$$

If you are confronted with a new problem and you are not sure what  $\mathcal{P}$  and  $\mathcal{R}$  choices are likely to work well, here is a safe rule: Suppose  $m_p$  is the order of the interpolation  $\mathcal{P}$  (i.e., it interpolates polynomials of degree  $m_p - 1$  exactly). Suppose  $m_r$  is the order of  $\mathcal{R}$ , and that  $\mathcal{R}$  is the adjoint of some  $\mathcal{P}$  (not necessarily the  $\mathcal{P}$  you intend to use). Then if  $m$  is the order of the differential operator  $\mathcal{L}_h$ , you should satisfy the inequality  $m_p + m_r > m$ . For example, bilinear interpolation and its adjoint, full weighting, for Poisson's equation satisfy  $m_p + m_r = 4 > m = 2$ .

Of course the  $\mathcal{P}$  and  $\mathcal{R}$  operators should enforce the boundary conditions for your problem. The easiest way to do this is to rewrite the difference equation to have homogeneous boundary conditions by modifying the source term if necessary (cf. §19.4). Enforcing homogeneous boundary conditions simply requires the  $\mathcal{P}$  operator to produce zeros at the appropriate boundary points. The corresponding  $\mathcal{R}$  is then found by  $\mathcal{R} = \mathcal{P}^\dagger$ .

### Full Multigrid Algorithm

So far we have described multigrid as an iterative scheme, where one starts with some initial guess on the finest grid and carries out enough cycles (V-cycles, W-cycles, ...) to achieve convergence. This is the simplest way to use multigrid: Simply apply enough cycles until some appropriate convergence criterion is met. However, efficiency can be improved by using the *Full Multigrid Algorithm* (FMG), also known as *nested iteration*.

Instead of starting with an arbitrary approximation on the finest grid (e.g.,  $u_h = 0$ ), the first approximation is obtained by interpolating from a coarse-grid solution:

$$u_h = \mathcal{P}u_H \quad (19.6.20)$$

The coarse-grid solution itself is found by a similar FMG process from even coarser grids. At the coarsest level, you start with the exact solution. Rather than proceed as in Figure 19.6.1, then, FMG gets to its solution by a series of increasingly tall “N’s,” each taller one probing a finer grid (see Figure 19.6.2).

Note that  $\mathcal{P}$  in (19.6.20) need not be the same  $\mathcal{P}$  used in the multigrid cycles. It should be at least of the same order as the discretization  $\mathcal{L}_h$ , but sometimes a higher-order operator leads to greater efficiency.

It turns out that you usually need one or at most two multigrid cycles at each level before proceeding down to the next finer grid. While there is theoretical guidance on the required number of cycles (e.g., [2]), you can easily determine it empirically. Fix the finest level and study the solution values as you increase the number of cycles per level. The asymptotic value of the solution is the exact solution of the difference equations. The difference between this exact solution and the solution for a small number of cycles is the iteration error. Now fix the number of cycles to be large, and vary the number of levels, i.e., the smallest value of  $h$  used. In this way you can estimate the truncation error for a given  $h$ . In your final production code, there is no point in using more cycles than you need to get the iteration error down to the size of the truncation error.

The simple multigrid iteration (cycle) needs the right-hand side  $f$  only at the finest level. FMG needs  $f$  at all levels. If the boundary conditions are homogeneous,

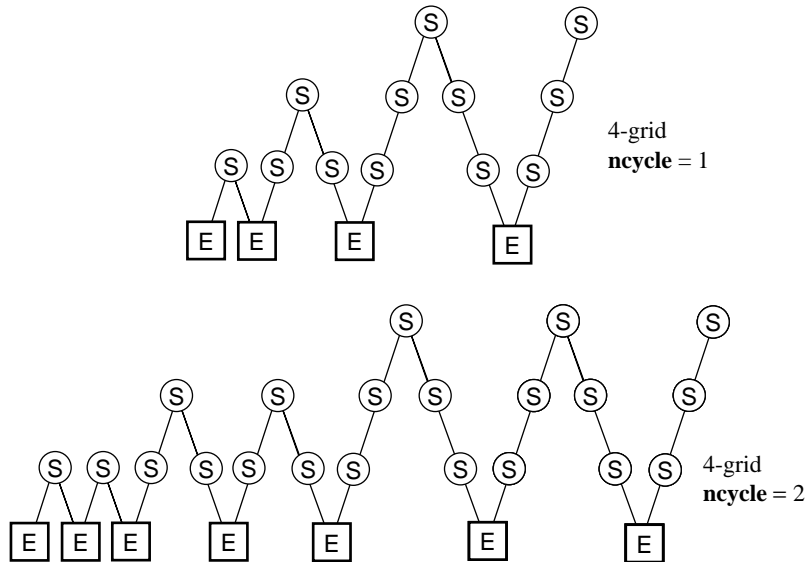


Figure 19.6.2. Structure of cycles for the full multigrid (FMG) method. This method starts on the coarsest grid, interpolates, and then refines (by “V’s”), the solution onto grids of increasing fineness.

you can use  $f_H = \mathcal{R}f_h$ . This prescription is not always safe for inhomogeneous boundary conditions. In that case it is better to discretize  $f$  on each coarse grid.

Note that the FMG algorithm produces the solution on all levels. It can therefore be combined with techniques like Richardson extrapolation.

We now give a routine `mglin` that implements the Full Multigrid Algorithm for a linear equation, the model problem (19.0.6). It uses red-black Gauss-Seidel as the smoothing operator, bilinear interpolation for  $\mathcal{P}$ , and half-weighting for  $\mathcal{R}$ . To change the routine to handle another linear problem, all you need do is modify the functions `relax`, `resid`, and `slvsml` appropriately. A feature of the routine is the dynamical allocation of storage for variables defined on the various grids.

```
#include "nrutil.h"
#define NPRE 1           Number of relaxation sweeps before ...
#define NPOST 1        ... and after the coarse-grid correction is com-
#define NGMAX 15       puted.

void mglin(double **u, int n, int ncycle)
Full Multigrid Algorithm for solution of linear elliptic equation, here the model problem (19.0.6).
On input u[1..n][1..n] contains the right-hand side  $\rho$ , while on output it returns the solution.
The dimension n must be of the form  $2^j + 1$  for some integer  $j$ . ( $j$  is actually the number of
grid levels used in the solution, called ng below.) ncycle is the number of V-cycles to be
used at each level.
{
void addint(double **uf, double **uc, double **res, int nf);
void copy(double **aout, double **ain, int n);
void fill0(double **u, int n);
void interp(double **uf, double **uc, int nf);
void relax(double **u, double **rhs, int n);
void resid(double **res, double **u, double **rhs, int n);
void rstrct(double **uc, double **uf, int nc);
void slvsml(double **u, double **rhs);
```



```

unsigned int j,jcycle,jj,jpost,jpre,nf,ng=0,ngrid,nn;
double **ires[NGMAX+1]**irho[NGMAX+1]**irhs[NGMAX+1]**iu[NGMAX+1];

nn=n;
while (nn >>= 1) ng++;
if (n != 1+(1L << ng)) nrerror("n-1 must be a power of 2 in mglin.");
if (ng > NGMAX) nrerror("increase NGMAX in mglin.");
nn=n/2+1;
ngrid=ng-1;
irho[ngrid]=dmatrix(1,nn,1,nn);           Allocate storage for r.h.s. on grid ng - 1,
rstrct(irho[ngrid],u,nn);                 and fill it by restricting from the fine grid.
while (nn > 3) {                          Similarly allocate storage and fill r.h.s. on all
    nn=nn/2+1;                             coarse grids.
    irho[--ngrid]=dmatrix(1,nn,1,nn);
    rstrct(irho[ngrid],irho[ngrid+1],nn);
}
nn=3;
iu[1]=dmatrix(1,nn,1,nn);
irhs[1]=dmatrix(1,nn,1,nn);
slvsml(iu[1],irho[1]);                     Initial solution on coarsest grid.
free_dmatrix(irho[1],1,nn,1,nn);
ngrid=ng;
for (j=2;j<=ngrid;j++) {                  Nested iteration loop.
    nn=2*nn-1;
    iu[j]=dmatrix(1,nn,1,nn);
    irhs[j]=dmatrix(1,nn,1,nn);
    ires[j]=dmatrix(1,nn,1,nn);
    interp(iu[j],iu[j-1],nn);
    Interpolate from coarse grid to next finer grid.
    copy(irhs[j],(j != ngrid ? irho[j] : u),nn); Set up r.h.s.
    for (jcycle=1;jcycle<=ncycle;jcycle++) { V-cycle loop.
        nf=nn;
        for (jj=j;jj>=2;jj--) {           Downward stroke of the V.
            for (jpre=1;jpre<=NPRE;jpre++) Pre-smoothing.
                relax(iu[jj],irhs[jj],nf);
            resid(ires[jj],iu[jj],irhs[jj],nf);
            nf=nf/2+1;
            rstrct(irhs[jj-1],ires[jj],nf);
            Restriction of the residual is the next r.h.s.
            fill0(iu[jj-1],nf);           Zero for initial guess in next
        }                                  relaxation.
        slvsml(iu[1],irhs[1]);           Bottom of V: solve on coars-
        nf=3;                             est grid.
        for (jj=2;jj<=j;jj++) {           Upward stroke of V.
            nf=2*nf-1;
            addint(iu[jj],iu[jj-1],ires[jj],nf);
            Use res for temporary storage inside addint.
            for (jpost=1;jpost<=NPOST;jpost++) Post-smoothing.
                relax(iu[jj],irhs[jj],nf);
        }
    }
}
copy(u,iu[ngrid],n);                      Return solution in u.
for (nn=n,j=ng;j>=2;j--,nn=nn/2+1) {
    free_dmatrix(ires[j],1,nn,1,nn);
    free_dmatrix(irhs[j],1,nn,1,nn);
    free_dmatrix(iu[j],1,nn,1,nn);
    if (j != ng) free_dmatrix(irho[j],1,nn,1,nn);
}
free_dmatrix(irhs[1],1,3,1,3);
free_dmatrix(iu[1],1,3,1,3);
}

```

Sample page from NUMERICAL RECIPES IN C: THE ART OF SCIENTIFIC COMPUTING (ISBN 0-521-43108-5)  
 Copyright (C) 1988-1992 by Cambridge University Press. Programs Copyright (C) 1988-1992 by Numerical Recipes Software.  
 Permission is granted for internet users to make one paper copy for their own personal use. Further reproduction, or any copying of machine-readable files (including this one), to any server computer, is strictly prohibited. To order Numerical Recipes books or CDROMs, visit website <http://www.nr.com> or call 1-800-872-7423 (North America only), or send email to [directcustserv@cambridge.org](mailto:directcustserv@cambridge.org) (outside North America).

```

void rstrct(double **uc, double **uf, int nc)
Half-weighting restriction. nc is the coarse-grid dimension. The fine-grid solution is input in
uf[1..2*nc-1][1..2*nc-1], the coarse-grid solution is returned in uc[1..nc][1..nc].
{
    int ic,iif,jc,jf,ncc=2*nc-1;

    for (jf=3,jc=2;jc<nc;jc++,jf+=2) {          Interior points.
        for (iif=3,ic=2;ic<nc;ic++,iif+=2) {
            uc[ic][jc]=0.5*uf[iif][jf]+0.125*(uf[iif+1][jf]+uf[iif-1][jf]
                +uf[iif][jf+1]+uf[iif][jf-1]);
        }
    }
    for (jc=1,ic=1;ic<nc;ic++,jc+=2) {          Boundary points.
        uc[ic][1]=uf[jc][1];
        uc[ic][nc]=uf[jc][ncc];
    }
    for (jc=1,ic=1;ic<nc;ic++,jc+=2) {
        uc[1][ic]=uf[1][jc];
        uc[nc][ic]=uf[ncc][jc];
    }
}

```

```

void interp(double **uf, double **uc, int nf)
Coarse-to-fine prolongation by bilinear interpolation. nf is the fine-grid dimension. The coarse-
grid solution is input as uc[1..nc][1..nc], where nc = nf/2 + 1. The fine-grid solution is
returned in uf[1..nf][1..nf].
{
    int ic,iif,jc,jf,nc;
    nc=nf/2+1;
    for (jc=1,jf=1;jc<nc;jc++,jf+=2)           Do elements that are copies.
        for (ic=1;ic<nc;ic++) uf[2*ic-1][jf]=uc[ic][jc];
    for (jf=1;jf<nf;jf+=2)                     Do odd-numbered columns, interpolat-
        for (iif=2;iif<nf;iif+=2)               ing vertically.
            uf[iif][jf]=0.5*(uf[iif+1][jf]+uf[iif-1][jf]);

    for (jf=2;jf<nf;jf+=2)                     Do even-numbered columns, interpolat-
        for (iif=1;iif <= nf;iif++)             ing horizontally.
            uf[iif][jf]=0.5*(uf[iif][jf+1]+uf[iif][jf-1]);
}

```

```

void addint(double **uf, double **uc, double **res, int nf)
Does coarse-to-fine interpolation and adds result to uf. nf is the fine-grid dimension. The
coarse-grid solution is input as uc[1..nc][1..nc], where nc = nf/2 + 1. The fine-grid solu-
tion is returned in uf[1..nf][1..nf]. res[1..nf][1..nf] is used for temporary storage.
{
    void interp(double **uf, double **uc, int nf);
    int i,j;

    interp(res,uc,nf);
    for (j=1;j<nf;j++)
        for (i=1;i<nf;i++)
            uf[i][j] += res[i][j];
}

```

```

void slvsml(double **u, double **rhs)
Solution of the model problem on the coarsest grid, where  $h = \frac{1}{2}$ . The right-hand side is input
in rhs[1..3][1..3] and the solution is returned in u[1..3][1..3].
{
    void fill0(double **u, int n);
    double h=0.5;

    fill0(u,3);
}

```

Sample page from NUMERICAL RECIPES IN C: THE ART OF SCIENTIFIC COMPUTING (ISBN 0-521-43108-5)  
 Copyright (C) 1988-1992 by Cambridge University Press. Programs Copyright (C) 1988-1992 by Numerical Recipes Software.  
 Permission is granted for internet users to make one paper copy for their own personal use. Further reproduction, or any copying of machine-  
 readable files (including this one), to any server computer, is strictly prohibited. To order Numerical Recipes books or CDROMs, visit website  
<http://www.nr.com> or call 1-800-872-7423 (North America only), or send email to [directcustserv@cambridge.org](mailto:directcustserv@cambridge.org) (outside North America).

```

    u[2][2] = -h*h*rhs[2][2]/4.0;
}

void relax(double **u, double **rhs, int n)
Red-black Gauss-Seidel relaxation for model problem. Updates the current value of the solution
u[1..n][1..n], using the right-hand side function rhs[1..n][1..n].
{
    int i, ipass, isw, j, jsw=1;
    double h, h2;

    h=1.0/(n-1);
    h2=h*h;
    for (ipass=1; ipass<=2; ipass++, jsw=3-jsw) {      Red and black sweeps.
        isw=jsw;
        for (j=2; j<n; j++, isw=3-isw)                Gauss-Seidel formula.
            for (i=isw+1; i<n; i+=2)
                u[i][j]=0.25*(u[i+1][j]+u[i-1][j]+u[i][j+1]
                    +u[i][j-1]-h2*rhs[i][j]);
    }
}

void resid(double **res, double **u, double **rhs, int n)
Returns minus the residual for the model problem. Input quantities are u[1..n][1..n] and
rhs[1..n][1..n], while res[1..n][1..n] is returned.
{
    int i, j;
    double h, h2i;

    h=1.0/(n-1);
    h2i=1.0/(h*h);
    for (j=2; j<n; j++)      Interior points.
        for (i=2; i<n; i++)
            res[i][j] = -h2i*(u[i+1][j]+u[i-1][j]+u[i][j+1]+u[i][j-1]-
                4.0*u[i][j])+rhs[i][j];
    for (i=1; i<=n; i++)      Boundary points.
        res[i][1]=res[i][n]=res[1][i]=res[n][i]=0.0;
}

void copy(double **aout, double **ain, int n)
Copies ain[1..n][1..n] to aout[1..n][1..n].
{
    int i, j;
    for (i=1; i<=n; i++)
        for (j=1; j<=n; j++)
            aout[j][i]=ain[j][i];
}

void fill0(double **u, int n)
Fills u[1..n][1..n] with zeros.
{
    int i, j;
    for (j=1; j<=n; j++)
        for (i=1; i<=n; i++)
            u[i][j]=0.0;
}

```

The routine `mg1in` is written for clarity, not maximum efficiency, so that it is easy to modify. Several simple changes will speed up the execution time:

- The defect  $d_h$  vanishes identically at all black mesh points after a red-black Gauss-Seidel step. Thus  $d_H = \mathcal{R}d_h$  for half-weighting reduces to simply copying half the defect from the fine grid to the corresponding coarse-grid point. The calls to `resid` followed by `rstrct` in the first part of the V-cycle can be replaced by a routine that loops only over the coarse grid, filling it with half the defect.
- Similarly, the quantity  $\tilde{u}_h^{\text{new}} = \tilde{u}_h + \mathcal{P}\tilde{v}_H$  need not be computed at red mesh points, since they will immediately be redefined in the subsequent Gauss-Seidel sweep. This means that `addint` need only loop over black points.
- You can speed up `relax` in several ways. First, you can have a special form when the initial guess is zero, and omit the routine `fill0`. Next, you can store  $h^2 f_h$  on the various grids and save a multiplication. Finally, it is possible to save an addition in the Gauss-Seidel formula by rewriting it with intermediate variables.
- On typical problems, `mglin` with `ncycle = 1` will return a solution with the iteration error bigger than the truncation error for the given size of  $h$ . To knock the error down to the size of the truncation error, you have to set `ncycle = 2` or, more cheaply, `npre = 2`. A more efficient way turns out to be to use a higher-order  $\mathcal{P}$  in (19.6.20) than the linear interpolation used in the V-cycle.

Implementing all the above features typically gives up to a factor of two improvement in execution time and is certainly worthwhile in a production code.

### Nonlinear Multigrid: The FAS Algorithm

Now turn to solving a nonlinear elliptic equation, which we write symbolically as

$$\mathcal{L}(u) = 0 \quad (19.6.21)$$

Any explicit source term has been moved to the left-hand side. Suppose equation (19.6.21) is suitably discretized:

$$\mathcal{L}_h(u_h) = 0 \quad (19.6.22)$$

We will see below that in the multigrid algorithm we will have to consider equations where a nonzero right-hand side is generated during the course of the solution:

$$\mathcal{L}_h(u_h) = f_h \quad (19.6.23)$$

One way of solving nonlinear problems with multigrid is to use Newton's method, which produces linear equations for the correction term at each iteration. We can then use linear multigrid to solve these equations. A great strength of the multigrid idea, however, is that it can be applied *directly* to nonlinear problems. All we need is a suitable *nonlinear* relaxation method to smooth the errors, plus a procedure for approximating corrections on coarser grids. This direct approach is Brandt's Full Approximation Storage Algorithm (FAS). No nonlinear equations need be solved, except perhaps on the coarsest grid.

To develop the nonlinear algorithm, suppose we have a relaxation procedure that can smooth the residual vector as we did in the linear case. Then we can seek a smooth correction  $v_h$  to solve (19.6.23):

$$\mathcal{L}_h(\tilde{u}_h + v_h) = f_h \quad (19.6.24)$$

To find  $v_h$ , note that

$$\begin{aligned} \mathcal{L}_h(\tilde{u}_h + v_h) - \mathcal{L}_h(\tilde{u}_h) &= f_h - \mathcal{L}_h(\tilde{u}_h) \\ &= -d_h \end{aligned} \quad (19.6.25)$$

The right-hand side is smooth after a few nonlinear relaxation sweeps. Thus we can transfer the left-hand side to a coarse grid:

$$\mathcal{L}_H(u_H) - \mathcal{L}_H(\mathcal{R}\tilde{u}_h) = -\mathcal{R}d_h \quad (19.6.26)$$

that is, we solve

$$\mathcal{L}_H(u_H) = \mathcal{L}_H(\mathcal{R}\tilde{u}_h) - \mathcal{R}d_h \quad (19.6.27)$$

on the coarse grid. (This is how nonzero right-hand sides appear.) Suppose the approximate solution is  $\tilde{u}_H$ . Then the coarse-grid correction is

$$\tilde{v}_H = \tilde{u}_H - \mathcal{R}\tilde{u}_h \quad (19.6.28)$$

and

$$\tilde{u}_h^{\text{new}} = \tilde{u}_h + \mathcal{P}(\tilde{v}_H - \mathcal{R}\tilde{u}_h) \quad (19.6.29)$$

Note that  $\mathcal{P}\mathcal{R} \neq 1$  in general, so  $\tilde{u}_h^{\text{new}} \neq \mathcal{P}\tilde{u}_H$ . This is a key point: In equation (19.6.29) the interpolation error comes only from the correction, not from the full solution  $\tilde{u}_H$ .

Equation (19.6.27) shows that one is solving for the full approximation  $u_H$ , not just the error as in the linear algorithm. This is the origin of the name FAS.

The FAS multigrid algorithm thus looks very similar to the linear multigrid algorithm. The only differences are that both the defect  $d_h$  and the relaxed approximation  $u_h$  have to be restricted to the coarse grid, where now it is equation (19.6.27) that is solved by recursive invocation of the algorithm. However, instead of implementing the algorithm this way, we will first describe the so-called *dual viewpoint*, which leads to a powerful alternative way of looking at the multigrid idea.

The dual viewpoint considers the *local truncation error*, defined as

$$\tau \equiv \mathcal{L}_h(u) - f_h \quad (19.6.30)$$

where  $u$  is the exact solution of the original continuum equation. If we rewrite this as

$$\mathcal{L}_h(u) = f_h + \tau \quad (19.6.31)$$

we see that  $\tau$  can be regarded as the correction to  $f_h$  so that the solution of the fine-grid equation will be the exact solution  $u$ .

Now consider the *relative truncation error*  $\tau_h$ , which is defined on the  $H$ -grid relative to the  $h$ -grid:

$$\tau_h \equiv \mathcal{L}_H(\mathcal{R}u_h) - \mathcal{R}\mathcal{L}_h(u_h) \quad (19.6.32)$$

Since  $\mathcal{L}_h(u_h) = f_h$ , this can be rewritten as

$$\mathcal{L}_H(u_H) = f_H + \tau_h \quad (19.6.33)$$

In other words, we can think of  $\tau_h$  as the correction to  $f_H$  that makes the solution of the coarse-grid equation equal to the fine-grid solution. Of course we cannot compute  $\tau_h$ , but we do have an approximation to it from using  $\tilde{u}_h$  in equation (19.6.32):

$$\tau_h \simeq \tilde{\tau}_h \equiv \mathcal{L}_H(\mathcal{R}\tilde{u}_h) - \mathcal{R}\mathcal{L}_h(\tilde{u}_h) \quad (19.6.34)$$

Replacing  $\tau_h$  by  $\tilde{\tau}_h$  in equation (19.6.33) gives

$$\mathcal{L}_H(u_H) = \mathcal{L}_H(\mathcal{R}\tilde{u}_h) - \mathcal{R}d_h \quad (19.6.35)$$

which is just the coarse-grid equation (19.6.27)!

Thus we see that there are two complementary viewpoints for the relation between coarse and fine grids:

- Coarse grids are used to accelerate the convergence of the smooth components of the fine-grid residuals.

- Fine grids are used to compute correction terms to the coarse-grid equations, yielding fine-grid accuracy on the coarse grids.

One benefit of this new viewpoint is that it allows us to derive a natural stopping criterion for a multigrid iteration. Normally the criterion would be

$$\|d_h\| \leq \epsilon \quad (19.6.36)$$

and the question is how to choose  $\epsilon$ . There is clearly no benefit in iterating beyond the point when the remaining error is dominated by the local truncation error  $\tau$ . The computable quantity is  $\tilde{\tau}_h$ . What is the relation between  $\tau$  and  $\tilde{\tau}_h$ ? For the typical case of a second-order accurate differencing scheme,

$$\tau = \mathcal{L}_h(u) - \mathcal{L}_h(u_h) = h^2\tau_2(x, y) + \dots \quad (19.6.37)$$

Assume the solution satisfies  $u_h = u + h^2u_2(x, y) + \dots$ . Then, assuming  $\mathcal{R}$  is of high enough order that we can neglect its effect, equation (19.6.32) gives

$$\begin{aligned} \tau_h &\simeq \mathcal{L}_H(u + h^2u_2) - \mathcal{L}_h(u + h^2u_2) \\ &= \mathcal{L}_H(u) - \mathcal{L}_h(u) + h^2[\mathcal{L}'_H(u_2) - \mathcal{L}'_h(u_2)] + \dots \\ &= (H^2 - h^2)\tau_2 + O(h^4) \end{aligned} \quad (19.6.38)$$

For the usual case of  $H = 2h$  we therefore have

$$\tau \simeq \frac{1}{3}\tau_h \simeq \frac{1}{3}\tilde{\tau}_h \quad (19.6.39)$$

The stopping criterion is thus equation (19.6.36) with

$$\epsilon = \alpha\|\tilde{\tau}_h\|, \quad \alpha \sim \frac{1}{3} \quad (19.6.40)$$

We have one remaining task before implementing our nonlinear multigrid algorithm: choosing a nonlinear relaxation scheme. Once again, your first choice should probably be the nonlinear Gauss-Seidel scheme. If the discretized equation (19.6.23) is written with some choice of ordering as

$$L_i(u_1, \dots, u_N) = f_i, \quad i = 1, \dots, N \quad (19.6.41)$$

then the nonlinear Gauss-Seidel schemes solves

$$L_i(u_1, \dots, u_{i-1}, u_i^{\text{new}}, u_{i+1}, \dots, u_N) = f_i \quad (19.6.42)$$

for  $u_i^{\text{new}}$ . As usual new  $u$ 's replace old  $u$ 's as soon as they have been computed. Often equation (19.6.42) is linear in  $u_i^{\text{new}}$ , since the nonlinear terms are discretized by means of its neighbors. If this is not the case, we replace equation (19.6.42) by one step of a Newton iteration:

$$u_i^{\text{new}} = u_i^{\text{old}} - \frac{L_i(u_i^{\text{old}}) - f_i}{\partial L_i(u_i^{\text{old}})/\partial u_i} \quad (19.6.43)$$

For example, consider the simple nonlinear equation

$$\nabla^2 u + u^2 = \rho \quad (19.6.44)$$

In two-dimensional notation, we have

$$\mathcal{L}(u_{i,j}) = (u_{i+1,j} + u_{i-1,j} + u_{i,j+1} + u_{i,j-1} - 4u_{i,j})/h^2 + u_{i,j}^2 - \rho_{i,j} = 0 \quad (19.6.45)$$

Since

$$\frac{\partial \mathcal{L}}{\partial u_{i,j}} = -4/h^2 + 2u_{i,j} \quad (19.6.46)$$

the Newton Gauss-Seidel iteration is

$$u_{i,j}^{\text{new}} = u_{i,j} - \frac{\mathcal{L}(u_{i,j})}{-4/h^2 + 2u_{i,j}} \quad (19.6.47)$$

Here is a routine `mgfas` that solves equation (19.6.44) using the Full Multigrid Algorithm and the FAS scheme. Restriction and prolongation are done as in `mglin`. We have included the convergence test based on equation (19.6.40). A successful multigrid solution of a problem should aim to satisfy this condition with the maximum number of V-cycles, `maxcyc`, equal to 1 or 2. The routine `mgfas` uses the same functions `copy`, `interp`, and `rstrct` as `mglin`.

```

#include "nrutil.h"
#define NPRE 1           Number of relaxation sweeps before ...
#define NPOST 1        ... and after the coarse-grid correction is computed.
#define ALPHA 0.33     Relates the estimated truncation error to the norm
#define NGMAX 15       of the residual.

void mgfas(double **u, int n, int maxcyc)
Full Multigrid Algorithm for FAS solution of nonlinear elliptic equation, here equation (19.6.44).
On input u[1..n][1..n] contains the right-hand side  $\rho$ , while on output it returns the solution.
The dimension n must be of the form  $2^j + 1$  for some integer j. (j is actually the number of
grid levels used in the solution, called ng below.) maxcyc is the maximum number of V-cycles
to be used at each level.
{
    double anorm2(double **a, int n);
    void copy(double **aout, double **ain, int n);
    void interp(double **uf, double **uc, int nf);
    void lop(double **out, double **u, int n);
    void matadd(double **a, double **b, double **c, int n);
    void matsub(double **a, double **b, double **c, int n);
    void relax2(double **u, double **rhs, int n);
    void rstrct(double **uc, double **uf, int nc);
    void slvsm2(double **u, double **rhs);
    unsigned int j, jcycle, jj, jm1, jpost, jpre, nf, ng=0, ngrid, nn;
    double **irho[NGMAX+1], **irhs[NGMAX+1], **itau[NGMAX+1],
        **itemp[NGMAX+1], **iu[NGMAX+1];
    double res, trerr;

    nn=n;
    while (nn >= 1) ng++;
    if (n != 1+(1L << ng)) nrerror("n-1 must be a power of 2 in mgfas.");
    if (ng > NGMAX) nrerror("increase NGMAX in mglin.");
    nn=n/2+1;
    ngrid=ng-1;
    irho[ngrid]=dmatrix(1,nn,1,nn);           Allocate storage for r.h.s. on grid ng - 1,
    rstrct(irho[ngrid],u,nn);                and fill it by restricting from the fine grid.
    while (nn > 3) {                          Similarly allocate storage and fill r.h.s. on all
        nn=nn/2+1;                            coarse grids.
        irho[--ngrid]=dmatrix(1,nn,1,nn);
        rstrct(irho[ngrid],irho[ngrid+1],nn);
    }
    nn=3;
    iu[1]=dmatrix(1,nn,1,nn);
    irhs[1]=dmatrix(1,nn,1,nn);
    itau[1]=dmatrix(1,nn,1,nn);
    itemp[1]=dmatrix(1,nn,1,nn);
    slvsm2(iu[1],irho[1]);                    Initial solution on coarsest grid.
    free_dmatrix(irho[1],1,nn,1,nn);
    ngrid=ng;
    for (j=2;j<=ngrid;j++) {                  Nested iteration loop.
        nn=2*nn-1;
        iu[j]=dmatrix(1,nn,1,nn);
        irhs[j]=dmatrix(1,nn,1,nn);
        itau[j]=dmatrix(1,nn,1,nn);
        itemp[j]=dmatrix(1,nn,1,nn);
        interp(iu[j],iu[j-1],nn);
        Interpolate from coarse grid to next finer grid.
        copy(irhs[j],(j != ngrid ? irho[j] : u),nn); Set up r.h.s.
        for (jcycle=1;jcycle<=maxcyc;jcycle++) { V-cycle loop.
            nf=nn;
            for (jj=j;jj>=2;jj--) {           Downward stoke of the V.
                for (jpre=1;jpre<=NPRE;jpre++) Pre-smoothing.
                    relax2(iu[jj],irhs[jj],nf);
                    lop(itemp[jj],iu[jj],nf);    $\mathcal{L}_h(\tilde{u}_h)$ .
                    nf=nf/2+1;
            }
        }
    }
}

```

Sample page from NUMERICAL RECIPES IN C: THE ART OF SCIENTIFIC COMPUTING (ISBN 0-521-43108-5)  
 Copyright (C) 1988-1992 by Cambridge University Press. Programs Copyright (C) 1988-1992 by Numerical Recipes Software.  
 Permission is granted for internet users to make one paper copy for their own personal use. Further reproduction, or any copying of machine-readable files (including this one), to any server computer, is strictly prohibited. To order Numerical Recipes books or CDROMs, visit website <http://www.nr.com> or call 1-800-872-7423 (North America only), or send email to [directcustserv@cambridge.org](mailto:directcustserv@cambridge.org) (outside North America).

```

    jm1=jj-1;
    rstrct(itemp[jm1],itemp[jj],nf);            $\mathcal{R}\mathcal{L}_h(\tilde{u}_h)$ .
    rstrct(iu[jm1],iu[jj],nf);                 $\mathcal{R}\tilde{u}_h$ .
    lop(itau[jm1],iu[jm1],nf);
     $\mathcal{L}_H(\mathcal{R}\tilde{u}_h)$  stored temporarily in  $\tilde{\tau}_h$ .
    matsub(itau[jm1],itemp[jm1],itau[jm1],nf);   Form  $\tilde{\tau}_h$ .
    if (jj == j)
        trerr=ALPHA*anorm2(itau[jm1],nf);       Estimate truncation error  $\tau$ .
    rstrct(irhs[jm1],irhs[jj],nf);               $f_H$ .
    matadd(irhs[jm1],itau[jm1],irhs[jm1],nf);    $f_H + \tilde{\tau}_h$ .
}
slvsm2(iu[1],irhs[1]);                          Bottom of V: Solve on coarsest grid.
nf=3;
for (jj=2;jj<=j;jj++) {                          Upward stroke of V.
    jm1=jj-1;
    rstrct(itemp[jm1],iu[jj],nf);                 $\mathcal{R}\tilde{u}_h$ .
    matsub(iu[jm1],itemp[jm1],itemp[jm1],nf);    $\tilde{u}_H - \mathcal{R}\tilde{u}_h$ .
    nf=2*nf-1;
    interp(itau[jj],itemp[jm1],nf);               $\mathcal{P}(\tilde{u}_H - \mathcal{R}\tilde{u}_h)$  stored in  $\tilde{\tau}_h$ .
    matadd(iu[jj],itau[jj],iu[jj],nf);          Form  $\tilde{u}_h^{\text{new}}$ .
    for (jpost=1;jpost<=NPOST;jpost++)         Post-smoothing.
        relax2(iu[jj],irhs[jj],nf);
}
lop(itemp[j],iu[j],nf);                          Form residual  $\|d_h\|$ .
matsub(itemp[j],irhs[j],itemp[j],nf);
res=anorm2(itemp[j],nf);
if (res < trerr) break;                          No more V-cycles needed if residual small enough.
}
}
copy(u,iu[ngrid],n);                              Return solution in u.
for (nn=n,j=ng;j>=1;j--,nn=nn/2+1) {
    free_dmatrix(itemp[j],1,nn,1,nn);
    free_dmatrix(itau[j],1,nn,1,nn);
    free_dmatrix(irhs[j],1,nn,1,nn);
    free_dmatrix(iu[j],1,nn,1,nn);
    if (j != ng && j != 1) free_dmatrix(irho[j],1,nn,1,nn);
}
}

void relax2(double **u, double **rhs, int n)
Red-black Gauss-Seidel relaxation for equation (19.6.44). The current value of the solution
u[1..n][1..n] is updated, using the right-hand side function rhs[1..n][1..n].
{
    int i,ipass,isw,j,jsw=1;
    double foh2,h,h2i,res;

    h=1.0/(n-1);
    h2i=1.0/(h*h);
    foh2 = -4.0*h2i;
    for (ipass=1;ipass<=2;ipass++,jsw=3-jsw) {      Red and black sweeps.
        isw=jsw;
        for (j=2;j<n;j++,isw=3-isw) {
            for (i=isw+1;i<n;i+=2) {
                res=h2i*(u[i+1][j]+u[i-1][j]+u[i][j+1]+u[i][j-1]-
                    4.0*u[i][j])+u[i][j]*u[i][j]-rhs[i][j];
                u[i][j] -= res/(foh2+2.0*u[i][j]);   Newton Gauss-Seidel formula.
            }
        }
    }
}
}

```

Sample page from NUMERICAL RECIPES IN C: THE ART OF SCIENTIFIC COMPUTING (ISBN 0-521-43108-5)  
 Copyright (C) 1988-1992 by Cambridge University Press. Programs Copyright (C) 1988-1992 by Numerical Recipes Software.  
 Permission is granted for internet users to make one paper copy for their own personal use. Further reproduction, or any copying of machine-readable files (including this one), to any server computer, is strictly prohibited. To order Numerical Recipes books or CDROMs, visit website <http://www.nr.com> or call 1-800-872-7423 (North America only), or send email to [directcustserv@cambridge.org](mailto:directcustserv@cambridge.org) (outside North America).



```

#include <math.h>

void slvsm2(double **u, double **rhs)
Solution of equation (19.6.44) on the coarsest grid, where  $h = \frac{1}{2}$ . The right-hand side is input
in rhs[1..3][1..3] and the solution is returned in u[1..3][1..3].
{
    void fill0(double **u, int n);
    double disc,fact,h=0.5;

    fill0(u,3);
    fact=2.0/(h*h);
    disc=sqrt(fact*fact+rhs[2][2]);
    u[2][2] = -rhs[2][2]/(fact+disc);
}

void lop(double **out, double **u, int n)
Given u[1..n][1..n], returns  $\mathcal{L}_h(\tilde{u}_h)$  for equation (19.6.44) in out[1..n][1..n].
{
    int i,j;
    double h,h2i;

    h=1.0/(n-1);
    h2i=1.0/(h*h);
    for (j=2;j<n;j++)           Interior points.
        for (i=2;i<n;i++)
            out[i][j]=h2i*(u[i+1][j]+u[i-1][j]+u[i][j+1]+u[i][j-1]-
                4.0*u[i][j])+u[i][j]*u[i][j];
    for (i=1;i<n;i++)           Boundary points.
        out[i][1]=out[i][n]=out[1][i]=out[n][i]=0.0;
}

void matadd(double **a, double **b, double **c, int n)
Adds a[1..n][1..n] to b[1..n][1..n] and returns result in c[1..n][1..n].
{
    int i,j;

    for (j=1;j<n;j++)
        for (i=1;i<n;i++)
            c[i][j]=a[i][j]+b[i][j];
}

void matsub(double **a, double **b, double **c, int n)
Subtracts b[1..n][1..n] from a[1..n][1..n] and returns result in c[1..n][1..n].
{
    int i,j;

    for (j=1;j<n;j++)
        for (i=1;i<n;i++)
            c[i][j]=a[i][j]-b[i][j];
}

#include <math.h>

double anorm2(double **a, int n)
Returns the Euclidean norm of the matrix a[1..n][1..n].
{
    int i,j;
    double sum=0.0;

    for (j=1;j<n;j++)
        for (i=1;i<n;i++)
            sum += a[i][j]*a[i][j];
    return sqrt(sum)/n;
}

```

Sample page from NUMERICAL RECIPES IN C: THE ART OF SCIENTIFIC COMPUTING (ISBN 0-521-43108-5)  
 Copyright (C) 1988-1992 by Cambridge University Press. Programs Copyright (C) 1988-1992 by Numerical Recipes Software.  
 Permission is granted for internet users to make one paper copy for their own personal use. Further reproduction, or any copying of machine-  
 readable files (including this one), to any server computer, is strictly prohibited. To order Numerical Recipes books or CDROMs, visit website  
<http://www.nr.com> or call 1-800-872-7423 (North America only), or send email to [directcustserv@cambridge.org](mailto:directcustserv@cambridge.org) (outside North America).

## CITED REFERENCES AND FURTHER READING:

- Brandt, A. 1977, *Mathematics of Computation*, vol. 31, pp. 333–390. [1]
- Hackbusch, W. 1985, *Multi-Grid Methods and Applications* (New York: Springer-Verlag). [2]
- Stuben, K., and Trottenberg, U. 1982, in *Multigrid Methods*, W. Hackbusch and U. Trottenberg, eds. (Springer Lecture Notes in Mathematics No. 960) (New York: Springer-Verlag), pp. 1–176. [3]
- Brandt, A. 1982, in *Multigrid Methods*, W. Hackbusch and U. Trottenberg, eds. (Springer Lecture Notes in Mathematics No. 960) (New York: Springer-Verlag). [4]
- Baker, L. 1991, *More C Tools for Scientists and Engineers* (New York: McGraw-Hill).
- Briggs, W.L. 1987, *A Multigrid Tutorial* (Philadelphia: S.I.A.M.).
- Jespersen, D. 1984, *Multigrid Methods for Partial Differential Equations* (Washington: Mathematical Association of America).
- McCormick, S.F. (ed.) 1988, *Multigrid Methods: Theory, Applications, and Supercomputing* (New York: Marcel Dekker).
- Hackbusch, W., and Trottenberg, U. (eds.) 1991, *Multigrid Methods III* (Boston: Birkhauser).
- Wesseling, P. 1992, *An Introduction to Multigrid Methods* (New York: Wiley).

# Chapter 20. Less-Numerical Algorithms

## 20.0 Introduction

You can stop reading now. You are done with *Numerical Recipes*, as such. This final chapter is an idiosyncratic collection of “*less*-numerical recipes” which, for one reason or another, we have decided to include between the covers of an otherwise *more*-numerically oriented book. Authors of computer science texts, we’ve noticed, like to throw in a token numerical subject (usually quite a dull one — quadrature, for example). We find that we are not free of the reverse tendency.

Our selection of material is not completely arbitrary. One topic, Gray codes, was already used in the construction of quasi-random sequences (§7.7), and here needs only some additional explication. Two other topics, on diagnosing a computer’s floating-point parameters, and on arbitrary precision arithmetic, give additional insight into the machinery behind the casual assumption that computers are useful for doing things with numbers (as opposed to bits or characters). The latter of these topics also shows a very different use for Chapter 12’s fast Fourier transform.

The three other topics (checksums, Huffman and arithmetic coding) involve different aspects of data coding, compression, and validation. If you handle a large amount of data — numerical data, even — then a passing familiarity with these subjects might at some point come in handy. In §13.6, for example, we already encountered a good use for Huffman coding.

But again, you don’t have to read this chapter. (And you should learn about quadrature from Chapters 4 and 16, not from a computer science text!)

## 20.1 Diagnosing Machine Parameters

A convenient fiction is that a computer’s floating-point arithmetic is “accurate enough.” If you believe this fiction, then numerical analysis becomes a very clean subject. Roundoff error disappears from view; many finite algorithms become “exact”; only docile truncation error (§1.3) stands between you and a perfect calculation. Sounds rather naive, doesn’t it?

Yes, it is naive. Notwithstanding, it is a fiction necessarily adopted throughout most of this book. To do a good job of answering the question of how roundoff error

Sample page from NUMERICAL RECIPES IN C: THE ART OF SCIENTIFIC COMPUTING (ISBN 0-521-43108-5)  
Copyright (C) 1988-1992 by Cambridge University Press. Programs Copyright (C) 1988-1992 by Numerical Recipes Software.  
Permission is granted for internet users to make one paper copy for their own personal use. Further reproduction, or any copying of machine-readable files (including this one), to any server computer, is strictly prohibited. To order Numerical Recipes books or CDROMs, visit website <http://www.nr.com> or call 1-800-872-7423 (North America only), or send email to [directcustserv@cambridge.org](mailto:directcustserv@cambridge.org) (outside North America).

# Chapter 20. Less-Numerical Algorithms

## 20.0 Introduction

You can stop reading now. You are done with *Numerical Recipes*, as such. This final chapter is an idiosyncratic collection of “*less*-numerical recipes” which, for one reason or another, we have decided to include between the covers of an otherwise *more*-numerically oriented book. Authors of computer science texts, we’ve noticed, like to throw in a token numerical subject (usually quite a dull one — quadrature, for example). We find that we are not free of the reverse tendency.

Our selection of material is not completely arbitrary. One topic, Gray codes, was already used in the construction of quasi-random sequences (§7.7), and here needs only some additional explication. Two other topics, on diagnosing a computer’s floating-point parameters, and on arbitrary precision arithmetic, give additional insight into the machinery behind the casual assumption that computers are useful for doing things with numbers (as opposed to bits or characters). The latter of these topics also shows a very different use for Chapter 12’s fast Fourier transform.

The three other topics (checksums, Huffman and arithmetic coding) involve different aspects of data coding, compression, and validation. If you handle a large amount of data — numerical data, even — then a passing familiarity with these subjects might at some point come in handy. In §13.6, for example, we already encountered a good use for Huffman coding.

But again, you don’t have to read this chapter. (And you should learn about quadrature from Chapters 4 and 16, not from a computer science text!)

## 20.1 Diagnosing Machine Parameters

A convenient fiction is that a computer’s floating-point arithmetic is “accurate enough.” If you believe this fiction, then numerical analysis becomes a very clean subject. Roundoff error disappears from view; many finite algorithms become “exact”; only docile truncation error (§1.3) stands between you and a perfect calculation. Sounds rather naive, doesn’t it?

Yes, it is naive. Notwithstanding, it is a fiction necessarily adopted throughout most of this book. To do a good job of answering the question of how roundoff error

Sample page from NUMERICAL RECIPES IN C: THE ART OF SCIENTIFIC COMPUTING (ISBN 0-521-43108-5)  
Copyright (C) 1988-1992 by Cambridge University Press. Programs Copyright (C) 1988-1992 by Numerical Recipes Software.  
Permission is granted for internet users to make one paper copy for their own personal use. Further reproduction, or any copying of machine-readable files (including this one), to any server computer, is strictly prohibited. To order Numerical Recipes books or CDROMs, visit website <http://www.nr.com> or call 1-800-872-7423 (North America only), or send email to [directcustserv@cambridge.org](mailto:directcustserv@cambridge.org) (outside North America).

propagates, or can be bounded, for every algorithm that we have discussed would be impractical. In fact, it would not be possible: Rigorous analysis of many practical algorithms has never been made, by us or anyone.

Proper numerical analysts cringe when they hear a user say, “I was getting roundoff errors with single precision, so I switched to double.” The actual meaning is, “for this particular algorithm, and my particular data, double precision *seemed* able to restore my erroneous belief in the ‘convenient fiction.’” We admit that most of the mentions of precision or roundoff in *Numerical Recipes* are only slightly more quantitative in character. That comes along with our trying to be “practical.”

It is important to know what the limitations of your machine’s floating-point arithmetic actually are — the more so when your treatment of floating-point roundoff error is going to be intuitive, experimental, or casual. Methods for determining useful floating-point parameters experimentally have been developed by Cody [1], Malcolm [2], and others, and are embodied in the routine `machar`, below, which follows Cody’s implementation.

All of `machar`’s arguments are returned values. Here is what they mean:

- `ibeta` (called  $B$  in §1.3) is the radix in which numbers are represented, almost always 2, but occasionally 16, or even 10.
- `it` is the number of base-`ibeta` digits in the floating-point mantissa  $M$  (see Figure 1.3.1).
- `machep` is the exponent of the smallest (most negative) power of `ibeta` that, added to 1.0, gives something different from 1.0.
- `eps` is the floating-point number  $\text{ibeta}^{\text{machep}}$ , loosely referred to as the “floating-point precision.”
- `negep` is the exponent of the smallest power of `ibeta` that, subtracted from 1.0, gives something different from 1.0.
- `epsneg` is  $\text{ibeta}^{\text{negep}}$ , another way of defining floating-point precision. Not infrequently `epsneg` is 0.5 times `eps`; occasionally `eps` and `epsneg` are equal.
- `iexp` is the number of bits in the exponent (including its sign or bias).
- `minexp` is the smallest (most negative) power of `ibeta` consistent with there being no leading zeros in the mantissa.
- `xmin` is the floating-point number  $\text{ibeta}^{\text{minexp}}$ , generally the smallest (in magnitude) useable floating value.
- `maxexp` is the smallest (positive) power of `ibeta` that causes overflow.
- `xmax` is  $(1 - \text{epsneg}) \times \text{ibeta}^{\text{maxexp}}$ , generally the largest (in magnitude) useable floating value.
- `irnd` returns a code in the range 0 . . . 5, giving information on what kind of rounding is done in addition, and on how underflow is handled. See below.
- `ngrd` is the number of “guard digits” used when truncating the product of two mantissas to fit the representation.

There is a lot of subtlety in a program like `machar`, whose purpose is to ferret out machine properties that are supposed to be transparent to the user. Further, it must do so avoiding error conditions, like overflow and underflow, that might interrupt its execution. In some cases the program is able to do this only by recognizing certain characteristics of “standard” representations. For example, it recognizes the IEEE standard representation [3] by its rounding behavior, and assumes certain features of its exponent representation as a consequence. We refer you to [1] and

Sample Results Returned by machar			
precision	typical IEEE-compliant machine		DEC VAX
	single	double	single
ibeta	2	2	2
it	24	53	24
machep	-23	-52	-24
eps	$1.19 \times 10^{-7}$	$2.22 \times 10^{-16}$	$5.96 \times 10^{-8}$
negep	-24	-53	-24
epsneg	$5.96 \times 10^{-8}$	$1.11 \times 10^{-16}$	$5.96 \times 10^{-8}$
iexp	8	11	8
minexp	-126	-1022	-128
xmin	$1.18 \times 10^{-38}$	$2.23 \times 10^{-308}$	$2.94 \times 10^{-39}$
maxexp	128	1024	127
xmax	$3.40 \times 10^{38}$	$1.79 \times 10^{308}$	$1.70 \times 10^{38}$
irnd	5	5	1
ngrd	0	0	0

references therein for details. Be aware that machar can give incorrect results on some nonstandard machines.

The parameter `irnd` needs some additional explanation. In the IEEE standard, bit patterns correspond to exact, “representable” numbers. The specified method for rounding an addition is to add two representable numbers “exactly,” and then round the sum to the closest representable number. If the sum is precisely halfway between two representable numbers, it should be rounded to the even one (low-order bit zero). The same behavior should hold for all the other arithmetic operations, that is, they should be done in a manner equivalent to infinite precision, and then rounded to the closest representable number.

If `irnd` returns 2 or 5, then your computer is compliant with this standard. If it returns 1 or 4, then it is doing some kind of rounding, but not the IEEE standard. If `irnd` returns 0 or 3, then it is truncating the result, not rounding it — not desirable.

The other issue addressed by `irnd` concerns underflow. If a floating value is less than `xmin`, many computers underflow its value to zero. Values `irnd = 0, 1, or 2` indicate this behavior. The IEEE standard specifies a more graceful kind of underflow: As a value becomes smaller than `xmin`, its exponent is frozen at the smallest allowed value, while its mantissa is decreased, acquiring leading zeros and “gracefully” losing precision. This is indicated by `irnd = 3, 4, or 5`.

```

#include <math.h>
#define CONV(i) ((float)(i))
Change float to double here and in declarations below to find double precision parameters.

void machar(int *ibeta, int *it, int *irnd, int *ngrd, int *machep, int *negep,
            int *iexp, int *minexp, int *maxexp, float *eps, float *epsneg,
            float *xmin, float *xmax)
Determines and returns machine-specific parameters affecting floating-point arithmetic. Re-
turned values include ibeta, the floating-point radix; it, the number of base-ibeta digits in
the floating-point mantissa; eps, the smallest positive number that, added to 1.0, is not equal
to 1.0; epsneg, the smallest positive number that, subtracted from 1.0, is not equal to 1.0;
xmin, the smallest representable positive number; and xmax, the largest representable positive
number. See text for description of other returned parameters.
{
    int i, itemp, iz, j, k, mx, nxres;
    float a, b, beta, betah, betain, one, t, temp, temp1, tempa, two, y, z, zero;

    one=CONV(1);
    two=one+one;
    zero=one-one;
    a=one;
    do {
        a += a;
        temp=a+one;
        temp1=temp-a;
    } while (temp1-one == zero);
    b=one;
    do {
        b += b;
        temp=a+b;
        itemp=(int)(temp-a);
    } while (itemp == 0);
    *ibeta=itemp;
    beta=CONV(*ibeta);
    *it=0;
    b=one;
    do {
        ++(*it);
        b *= beta;
        temp=b+one;
        temp1=temp-b;
    } while (temp1-one == zero);
    *irnd=0;
    betah=beta/two;
    temp=a+betah;
    if (temp-a != zero) *irnd=1;
    tempa=a+beta;
    temp=tempa+betah;
    if (*irnd == 0 && temp-tempa != zero) *irnd=2;
    *negep=(*it)+3;
    betain=one/beta;
    a=one;
    for (i=1;i<=(*negep);i++) a *= betain;
    b=a;
    for (;;) {
        temp=one-a;
        if (temp-one != zero) break;
        a *= beta;
        --(*negep);
    }
    *negep = -(*negep);
    *epsneg=a;
    *machep = -(*it)-3;
    a=b;

```

Determine *ibeta* and *beta* by the method of M. Malcolm.

Determine *it* and *irnd*.

Determine *negep* and *epsneg*.

Determine *machep* and *eps*.

Sample page from NUMERICAL RECIPES IN C: THE ART OF SCIENTIFIC COMPUTING (ISBN 0-521-43108-5)  
 Copyright (C) 1988-1992 by Cambridge University Press. Programs Copyright (C) 1988-1992 by Numerical Recipes Software.  
 Permission is granted for internet users to make one paper copy for their own personal use. Further reproduction, or any copying of machine-  
 readable files (including this one), to any server computer, is strictly prohibited. To order Numerical Recipes books or CDROMs, visit website  
<http://www.nr.com> or call 1-800-872-7423 (North America only), or send email to [directcustserv@cambridge.org](mailto:directcustserv@cambridge.org) (outside North America).

```

for (;;) {
    temp=one+a;
    if (temp-one != zero) break;
    a *= beta;
    ++(*machep);
}
*eps=a;
*ngrd=0;                Determine ngrd.
temp=one+(*eps);
if (*irnd == 0 && temp*one-one != zero) *ngrd=1;
i=0;                    Determine iexp.
k=1;
z=betain;
t=one+(*eps);
nxres=0;
for (;;) {             Loop until an underflow occurs, then exit.
    y=z;
    z=y*y;
    a=z*one;           Check here for the underflow.
    temp=z*t;
    if (a+a == zero || fabs(z) >= y) break;
    temp1=temp*betain;
    if (temp1*beta == z) break;
    ++i;
    k += k;
}
if (*ibeta != 10) {
    *iexp=i+1;
    mx=k+k;
} else {                For decimal machines only.
    *iexp=2;
    iz=*ibeta;
    while (k >= iz) {
        iz *= *ibeta;
        ++(*iexp);
    }
    mx=iz+iz-1;
}
for (;;) {             To determine minexp and xmin, loop until an
    *xmin=y;           underflow occurs, then exit.
    y *= betain;
    a=y*one;           Check here for the underflow.
    temp=y*t;
    if (a+a != zero && fabs(y) < *xmin) {
        ++k;
        temp1=temp*betain;
        if (temp1*beta == y && temp != y) {
            nxres=3;
            *xmin=y;
            break;
        }
    }
    else break;
}
*minexp = -k;          Determine maxexp, xmax.
if (mx <= k+k-3 && *ibeta != 10) {
    mx += mx;
    ++(*iexp);
}
*maxexp=mx+(*minexp);
*irnd += nxres;       Adjust irnd to reflect partial underflow.
if (*irnd >= 2) *maxexp -= 2;   Adjust for IEEE-style machines.
i=(*maxexp)+(*minexp);
Adjust for machines with implicit leading bit in binary mantissa, and machines with radix

```

Sample page from NUMERICAL RECIPES IN C: THE ART OF SCIENTIFIC COMPUTING (ISBN 0-521-43108-5)  
 Copyright (C) 1988-1992 by Cambridge University Press. Programs Copyright (C) 1988-1992 by Numerical Recipes Software.  
 Permission is granted for internet users to make one paper copy for their own personal use. Further reproduction, or any copying of machine-readable files (including this one), to any server computer, is strictly prohibited. To order Numerical Recipes books or CDROMs, visit website <http://www.nr.com> or call 1-800-872-7423 (North America only), or send email to [directcustserv@cambridge.org](mailto:directcustserv@cambridge.org) (outside North America).



```

point at extreme right of mantissa.
if (*ibeta == 2 && !i) --(*maxexp);
if (i > 20) --(*maxexp);
if (a != y) *maxexp -= 2;
*xmax=one-(*epsneg);
if ((*xmax)*one != *xmax) *xmax=one-beta*(*epsneg);
*xmax /= (*xmin*beta*beta*beta);
i=(*maxexp)+(*minexp)+3;
for (j=1;j<=i;j++) {
    if (*ibeta == 2) *xmax += *xmax;
    else *xmax *= beta;
}
}

```

Some typical values returned by `machar` are given in the table, above. IEEE-compliant machines referred to in the table include most UNIX workstations (SUN, DEC, MIPS), and Apple Macintosh IIs. IBM PCs with floating co-processors are generally IEEE-compliant, except that some compilers underflow intermediate results ungracefully, yielding `irnd = 2` rather than 5. Notice, as in the case of a VAX (fourth column), that representations with a “phantom” leading 1 bit in the mantissa achieve a smaller `eps` for the same wordlength, but cannot underflow gracefully.

#### CITED REFERENCES AND FURTHER READING:

- Goldberg, D. 1991, *ACM Computing Surveys*, vol. 23, pp. 5–48.  
 Cody, W.J. 1988, *ACM Transactions on Mathematical Software*, vol. 14, pp. 303–311. [1]  
 Malcolm, M.A. 1972, *Communications of the ACM*, vol. 15, pp. 949–951. [2]  
 IEEE Standard for Binary Floating-Point Numbers, ANSI/IEEE Std 754–1985 (New York: IEEE, 1985). [3]

## 20.2 Gray Codes

A Gray code is a function  $G(i)$  of the integers  $i$ , that for each integer  $N \geq 0$  is one-to-one for  $0 \leq i \leq 2^N - 1$ , and that has the following remarkable property: The binary representation of  $G(i)$  and  $G(i + 1)$  differ in *exactly one bit*. An example of a Gray code (in fact, the most commonly used one) is the sequence 0000, 0001, 0011, 0010, 0110, 0111, 0101, 0100, 1100, 1101, 1111, 1110, 1010, 1011, 1001, and 1000, for  $i = 0, \dots, 15$ . The algorithm for generating this code is simply to form the bitwise exclusive-or (XOR) of  $i$  with  $i/2$  (integer part). Think about how the carries work when you add one to a number in binary, and you will be able to see why this works. You will also see that  $G(i)$  and  $G(i + 1)$  differ in the bit position of the rightmost zero bit of  $i$  (prefixing a leading zero if necessary).

The spelling is “Gray,” not “grey”: The codes are named after one Frank Gray, who first patented the idea for use in shaft encoders. A shaft encoder is a wheel with concentric coded stripes each of which is “read” by a fixed conducting brush. The idea is to generate a binary code describing the angle of the wheel. The obvious, but wrong, way to build a shaft encoder is to have one stripe (the innermost, say) conducting on half the wheel, but insulating on the other half; the next stripe is conducting in quadrants 1 and 3; the next stripe is conducting in octants 1, 3, 5,

```

point at extreme right of mantissa.
if (*ibeta == 2 && !i) --(*maxexp);
if (i > 20) --(*maxexp);
if (a != y) *maxexp -= 2;
*xmax=one-(*epsneg);
if ((*xmax)*one != *xmax) *xmax=one-beta*(*epsneg);
*xmax /= (*xmin*beta*beta*beta);
i=(*maxexp)+(*minexp)+3;
for (j=1;j<=i;j++) {
    if (*ibeta == 2) *xmax += *xmax;
    else *xmax *= beta;
}
}

```

Some typical values returned by machar are given in the table, above. IEEE-compliant machines referred to in the table include most UNIX workstations (SUN, DEC, MIPS), and Apple Macintosh IIs. IBM PCs with floating co-processors are generally IEEE-compliant, except that some compilers underflow intermediate results ungracefully, yielding `irnd = 2` rather than 5. Notice, as in the case of a VAX (fourth column), that representations with a “phantom” leading 1 bit in the mantissa achieve a smaller eps for the same wordlength, but cannot underflow gracefully.

#### CITED REFERENCES AND FURTHER READING:

- Goldberg, D. 1991, *ACM Computing Surveys*, vol. 23, pp. 5–48.  
 Cody, W.J. 1988, *ACM Transactions on Mathematical Software*, vol. 14, pp. 303–311. [1]  
 Malcolm, M.A. 1972, *Communications of the ACM*, vol. 15, pp. 949–951. [2]  
 IEEE Standard for Binary Floating-Point Numbers, ANSI/IEEE Std 754–1985 (New York: IEEE, 1985). [3]

## 20.2 Gray Codes

A Gray code is a function  $G(i)$  of the integers  $i$ , that for each integer  $N \geq 0$  is one-to-one for  $0 \leq i \leq 2^N - 1$ , and that has the following remarkable property: The binary representation of  $G(i)$  and  $G(i + 1)$  differ in *exactly one bit*. An example of a Gray code (in fact, the most commonly used one) is the sequence 0000, 0001, 0011, 0010, 0110, 0111, 0101, 0100, 1100, 1101, 1111, 1110, 1010, 1011, 1001, and 1000, for  $i = 0, \dots, 15$ . The algorithm for generating this code is simply to form the bitwise exclusive-or (XOR) of  $i$  with  $i/2$  (integer part). Think about how the carries work when you add one to a number in binary, and you will be able to see why this works. You will also see that  $G(i)$  and  $G(i + 1)$  differ in the bit position of the rightmost zero bit of  $i$  (prefixing a leading zero if necessary).

The spelling is “Gray,” not “grey”: The codes are named after one Frank Gray, who first patented the idea for use in shaft encoders. A shaft encoder is a wheel with concentric coded stripes each of which is “read” by a fixed conducting brush. The idea is to generate a binary code describing the angle of the wheel. The obvious, but wrong, way to build a shaft encoder is to have one stripe (the innermost, say) conducting on half the wheel, but insulating on the other half; the next stripe is conducting in quadrants 1 and 3; the next stripe is conducting in octants 1, 3, 5,

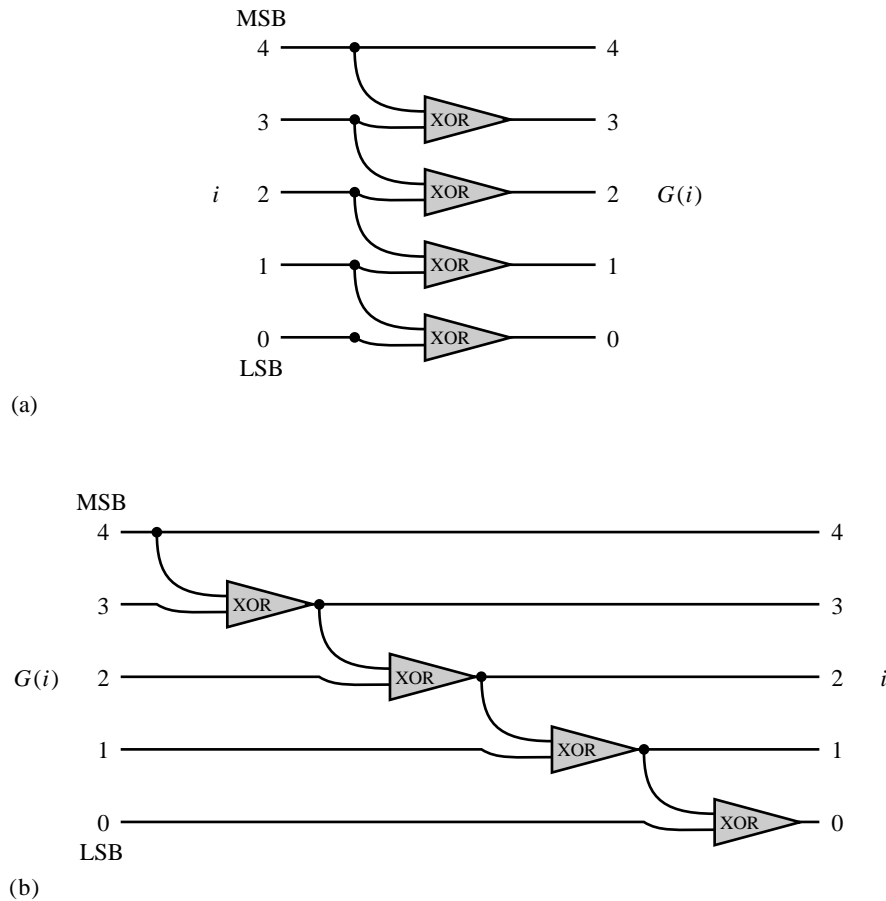


Figure 20.2.1. Single-bit operations for calculating the Gray code  $G(i)$  from  $i$  (a), or the inverse (b). LSB and MSB indicate the least and most significant bits, respectively. XOR denotes exclusive-or.

and 7; and so on. The brushes together then read a direct binary code for the position of the wheel.

The reason this method is bad, is that there is no way to guarantee that all the brushes will make or break contact *exactly* simultaneously as the wheel turns. Going from position 7 (0111) to 8 (1000), one might pass spuriously and transiently through 6 (0110), 14 (1110), and 10 (1010), as the different brushes make or break contact. Use of a Gray code on the encoding stripes guarantees that there is no transient state between 7 (0100 in the sequence above) and 8 (1100).

Of course we then need circuitry, or algorithmics, to translate from  $G(i)$  to  $i$ . Figure 20.2.1 (b) shows how this is done by a cascade of XOR gates. The idea is that each output bit should be the XOR of all more significant input bits. To do  $N$  bits of Gray code inversion requires  $N - 1$  steps (or gate delays) in the circuit. (Nevertheless, this is typically very fast in circuitry.) In a register with word-wide binary operations, we don't have to do  $N$  consecutive operations, but only  $\ln_2 N$ . The trick is to use the associativity of XOR and group the operations hierarchically. This involves sequential right-shifts by 1, 2, 4, 8, ... bits until the wordlength is

exhausted. Here is a piece of code for doing both  $G(i)$  and its inverse.

```

unsigned long igray(unsigned long n, int is)
For zero or positive values of is, return the Gray code of n; if is is negative, return the inverse
Gray code of n.
{
    int ish;
    unsigned long ans, idiv;

    if (is >= 0)                This is the easy direction!
        return n ^ (n >> 1);
    ish=1;                      This is the more complicated direction: In hierarchical
    ans=n;                      stages, starting with a one-bit right shift, cause each
    for (;;) {                  bit to be XORed with all more significant bits.
        ans ^= (idiv=ans >> ish);
        if (idiv <= 1 || ish == 16) return ans;
        ish <<= 1;             Double the amount of shift on the next cycle.
    }
}

```

In numerical work, Gray codes can be useful when you need to do some task that depends intimately on the bits of  $i$ , looping over many values of  $i$ . Then, if there are economies in repeating the task for values differing by only one bit, it makes sense to do things in Gray code order rather than consecutive order. We saw an example of this in §7.7, for the generation of quasi-random sequences.

#### CITED REFERENCES AND FURTHER READING:

- Horowitz, P., and Hill, W. 1989, *The Art of Electronics*, 2nd ed. (New York: Cambridge University Press), §8.02.
- Knuth, D.E. *Combinatorial Algorithms*, vol. 4 of *The Art of Computer Programming* (Reading, MA: Addison-Wesley), §7.2.1. [Unpublished. Will it be always so?]

## 20.3 Cyclic Redundancy and Other Checksums

When you send a sequence of bits from point A to point B, you want to know that it will arrive without error. A common form of insurance is the “parity bit,” attached to 7-bit ASCII characters to put them into 8-bit format. The parity bit is chosen so as to make the total number of one-bits (versus zero-bits) either always even (“even parity”) or always odd (“odd parity”). Any *single bit* error in a character will thereby be detected. When errors are sufficiently rare, and do not occur closely bunched in time, use of parity provides sufficient error detection.

Unfortunately, in real situations, a single noise “event” is likely to disrupt more than one bit. Since the parity bit has two possible values (0 and 1), it gives, on average, only a 50% chance of detecting an erroneous character with more than one wrong bit. That probability, 50%, is not nearly good enough for most applications. Most communications protocols [1] use a multibit generalization of the parity bit called a “cyclic redundancy check” or CRC. In typical applications the CRC is 16 bits long (two bytes or two characters), so that the chance of a random error going undetected is 1 in  $2^{16} = 65536$ . Moreover,  $M$ -bit CRCs have the mathematical

exhausted. Here is a piece of code for doing both  $G(i)$  and its inverse.

```

unsigned long igray(unsigned long n, int is)
For zero or positive values of is, return the Gray code of n; if is is negative, return the inverse
Gray code of n.
{
    int ish;
    unsigned long ans, idiv;

    if (is >= 0)                This is the easy direction!
        return n ^ (n >> 1);
    ish=1;                      This is the more complicated direction: In hierarchical
    ans=n;                      stages, starting with a one-bit right shift, cause each
    for (;;) {                  bit to be XORed with all more significant bits.
        ans ^= (idiv=ans >> ish);
        if (idiv <= 1 || ish == 16) return ans;
        ish <<= 1;             Double the amount of shift on the next cycle.
    }
}

```

In numerical work, Gray codes can be useful when you need to do some task that depends intimately on the bits of  $i$ , looping over many values of  $i$ . Then, if there are economies in repeating the task for values differing by only one bit, it makes sense to do things in Gray code order rather than consecutive order. We saw an example of this in §7.7, for the generation of quasi-random sequences.

#### CITED REFERENCES AND FURTHER READING:

- Horowitz, P., and Hill, W. 1989, *The Art of Electronics*, 2nd ed. (New York: Cambridge University Press), §8.02.
- Knuth, D.E. *Combinatorial Algorithms*, vol. 4 of *The Art of Computer Programming* (Reading, MA: Addison-Wesley), §7.2.1. [Unpublished. Will it be always so?]

## 20.3 Cyclic Redundancy and Other Checksums

When you send a sequence of bits from point A to point B, you want to know that it will arrive without error. A common form of insurance is the “parity bit,” attached to 7-bit ASCII characters to put them into 8-bit format. The parity bit is chosen so as to make the total number of one-bits (versus zero-bits) either always even (“even parity”) or always odd (“odd parity”). Any *single bit* error in a character will thereby be detected. When errors are sufficiently rare, and do not occur closely bunched in time, use of parity provides sufficient error detection.

Unfortunately, in real situations, a single noise “event” is likely to disrupt more than one bit. Since the parity bit has two possible values (0 and 1), it gives, on average, only a 50% chance of detecting an erroneous character with more than one wrong bit. That probability, 50%, is not nearly good enough for most applications. Most communications protocols [1] use a multibit generalization of the parity bit called a “cyclic redundancy check” or CRC. In typical applications the CRC is 16 bits long (two bytes or two characters), so that the chance of a random error going undetected is 1 in  $2^{16} = 65536$ . Moreover,  $M$ -bit CRCs have the mathematical

property of detecting *all* errors that occur in  $M$  or fewer *consecutive* bits, for any length of message. (We prove this below.) Since noise in communication channels tends to be “bursty,” with short sequences of adjacent bits getting corrupted, this consecutive-bit property is highly desirable.

Normally CRCs lie in the province of communications software experts and chip-level hardware designers — people with bits under their fingernails. However, there are at least two kinds of situations where some understanding of CRCs can be useful to the rest of us. First, we sometimes need to be able to communicate with a lower-level piece of hardware or software that expects a valid CRC as part of its input. For example, it can be convenient to have a program generate XMODEM or Kermit [2] packets directly into the communications line rather than having to store the data in a local file.

Second, in the manipulation of large quantities of (e.g., experimental) data, it is useful to be able to tag aggregates of data (whether numbers, records, lines, or whole files) with a statistically unique “key,” its CRC. Aggregates of any size can then be compared for identity by comparing only their short CRC keys. Differing keys imply nonidentical records. Identical keys imply, to high statistical certainty, identical records. If you can’t tolerate the very small probability of being wrong, you can do a full comparison of the records when the keys are identical. When there is a possibility of files or data records being inadvertently or irresponsibly modified (for example, by a computer virus), it is useful to have their prior CRCs stored externally on a physically secure medium, like a floppy disk.

Sometimes CRCs can be used to compress data as it is recorded. If identical data records occur frequently, one can keep sorted in memory the CRCs of previously encountered records. A new record is archived in full if its CRC is different, otherwise only a pointer to a previous record need be archived. In this application one might desire a 4- or 8-byte CRC, to make the odds of mistakenly discarding a different data record be tolerably small; or, if previous records can be randomly accessed, a full comparison can be made to decide whether records with identical CRCs are in fact identical.

Now let us briefly discuss the theory of CRCs. After that, we will give implementations of various (related) CRCs that are used by the official or de facto standard protocols [1-3] listed in the accompanying table.

The mathematics underlying CRCs is “polynomials over the integers modulo 2.” Any binary message can be thought of as a polynomial with coefficients 0 and 1. For example, the message “1100001101” is the polynomial  $x^9 + x^8 + x^3 + x^2 + 1$ . Since 0 and 1 are the only integers modulo 2, a power of  $x$  in the polynomial is either present (1) or absent (0). A polynomial over the integers modulo 2 may be irreducible, meaning that it can’t be factored. A subset of the irreducible polynomials are the “primitive” polynomials. These generate maximum length sequences when used in shift registers, as described in §7.4. The polynomial  $x^2 + 1$  is not irreducible:  $x^2 + 1 = (x+1)(x+1)$ , so it is also not primitive. The polynomial  $x^4 + x^3 + x^2 + x + 1$  is irreducible, but it turns out not to be primitive. The polynomial  $x^4 + x + 1$  is both irreducible and primitive.

An  $M$ -bit long CRC is based on a primitive polynomial of degree  $M$ , called the generator polynomial. Alternatively, the generator is chosen to be a primitive polynomial times  $(1 + x)$  (this finds all parity errors). For 16-bit CRC’s, the CCITT (Comité Consultatif International Télégraphique et Téléphonique) has anointed the

Conventions and Test Values for Various CRC Protocols						
	icrc args		Test Values ( $C_2C_1$ in hex)		Packet	
Protocol	jinit	jrev	T	CatMouse987654321	Format	CRC
XMODEM	0	1	1A71	E556	$S_1S_2 \dots S_N C_2 C_1$	0
X.25	255	-1	1B26	F56E	$S_1S_2 \dots S_N \overline{C_1} \overline{C_2}$	F0B8
(no name)	255	-1	1B26	F56E	$S_1S_2 \dots S_N C_1 C_2$	0
SDLC (IBM)	same as X.25					
HDLC (ISO)	same as X.25					
CRC-CCITT	0	-1	14A1	C28D	$S_1S_2 \dots S_N C_1 C_2$	0
(no name)	0	-1	14A1	C28D	$S_1S_2 \dots S_N \overline{C_1} \overline{C_2}$	F0B8
Kermit	same as CRC-CCITT			see Notes		
Notes: Overbar denotes bit complement. $S_1 \dots S_N$ are character data. $C_1$ is CRC's least significant 8 bits, $C_2$ is its most significant 8 bits, so $CRC = 256 C_2 + C_1$ (shown in hex). Kermit (block check level 3) sends the CRC as 3 printable ASCII characters (sends value +32). These contain, respectively, 4 most significant bits, 6 middle bits, 6 least significant bits.						

“CCITT polynomial,” which is  $x^{16} + x^{12} + x^5 + 1$ . This polynomial is used by all of the protocols listed in the table. Another common choice is the “CRC-16” polynomial  $x^{16} + x^{15} + x^2 + 1$ , which is used for EBCDIC messages in IBM's BISYNCH [1]. A common 12-bit choice, “CRC-12,” is  $x^{12} + x^{11} + x^3 + x + 1$ . A common 32-bit choice, “AUTODIN-II,” is  $x^{32} + x^{26} + x^{23} + x^{22} + x^{16} + x^{12} + x^{11} + x^{10} + x^8 + x^7 + x^5 + x^4 + x^2 + x + 1$ . For a table of some other primitive polynomials, see §7.4.

Given the generator polynomial  $G$  of degree  $M$  (which can be written either in polynomial form or as a bit-string, e.g., 10001000000100001 for CCITT), here is how you compute the CRC for a sequence of bits  $S$ : First, multiply  $S$  by  $x^M$ , that is, append  $M$  zero bits to it. Second divide — by long division —  $G$  into  $Sx^M$ . Keep in mind that the subtractions in the long division are done modulo 2, so that there are never any “borrows”: Modulo 2 subtraction is the same as logical exclusive-or (XOR). Third, ignore the quotient you get. Fourth, when you eventually get to a remainder, it is the CRC, call it  $C$ .  $C$  will be a polynomial of degree  $M - 1$  or less, otherwise you would not have finished the long division. Therefore, in bit string form, it has  $M$  bits, which may include leading zeros. ( $C$  might even be all zeros, see below.) See [3] for a worked example.

If you work through the above steps in an example, you will see that most of what you write down in the long-division tableau is superfluous. You are actually just left-shifting sequential bits of  $S$ , from the right, into an  $M$ -bit register. Every time a 1 bit gets shifted off the left end of this register, you zap the register by an XOR with the  $M$  low order bits of  $G$  (that is, all the bits of  $G$  except its leading 1). When a 0 bit is shifted off the left end you don't zap the register. When the last bit that was originally part of  $S$  gets shifted off the left end of the register, what remains is the CRC.

You can immediately recognize how efficiently this procedure can be implemented in hardware. It requires only a shift register with a few hard-wired XOR taps into it. That is how CRCs are computed in communications devices, by a single

chip (or small part of one). In software, the implementation is not so elegant, since bit-shifting is not generally very efficient. One therefore typically finds (as in our implementation below) table-driven routines that pre-calculate the result of a bunch of shifts and XORs, say for each of 256 possible 8-bit inputs [4].

We can now see how the CRC gets its ability to detect all errors in  $M$  consecutive bits. Suppose two messages,  $S$  and  $T$ , differ only within a frame of  $M$  bits. Then their CRCs differ by an amount that is the remainder when  $G$  is divided into  $(S - T)x^M \equiv D$ . Now  $D$  has the form of leading zeros (which can be ignored), followed by some 1's in an  $M$ -bit frame, followed by trailing zeros (which are just multiplicative factors of  $x$ ):  $D = x^n F$  where  $F$  is a polynomial of degree at most  $M - 1$  and  $n > 0$ . Since  $G$  is always primitive or primitive times  $(1 + x)$ , it is not divisible by  $x$ . So  $G$  cannot divide  $D$ . Therefore  $S$  and  $T$  must have different CRCs.

In most protocols, a transmitted block of data consists of some  $N$  data bits, directly followed by the  $M$  bits of their CRC (or the CRC XORed with a constant, see below). There are two equivalent ways of validating a block at the receiving end. Most obviously, the receiver can compute the CRC of the data bits, and compare it to the transmitted CRC bits. Less obviously, but more elegantly, the receiver can simply compute the CRC of the total block, with  $N + M$  bits, and verify that a result of zero is obtained. Proof: The total block is the polynomial  $Sx^M + C$  (data left-shifted to make room for the CRC bits). The definition of  $C$  is that  $Sx^M = QG + C$ , where  $Q$  is the discarded quotient. But then  $Sx^M + C = QG + C + C = QG$  (remember modulo 2), which is a perfect multiple of  $G$ . It remains a multiple of  $G$  when it gets multiplied by an additional  $x^M$  on the receiving end, so it has a zero CRC, q.e.d.

A couple of small variations on the basic procedure need to be mentioned [1,3]: First, when the CRC is computed, the  $M$ -bit register need not be initialized to zero. Initializing it to some other  $M$ -bit value (e.g., all 1's) in effect prefaces all blocks by a phantom message that would have given the initialization value as its remainder. It is advantageous to do this, since the CRC described thus far otherwise cannot detect the addition or removal of any number of initial zero bits. (Loss of an initial bit, or insertion of zero bits, are common "clocking errors.") Second, one can add (XOR) any  $M$ -bit constant  $K$  to the CRC before it is transmitted. This constant can either be XORed away at the receiving end, or else it just changes the expected CRC of the whole block by a known amount, namely the remainder of dividing  $G$  into  $Kx^M$ . The constant  $K$  is frequently "all bits," changing the CRC into its ones complement. This has the advantage of detecting another kind of error that the CRC would otherwise not find: deletion of an initial 1 bit in the message with spurious insertion of a 1 bit at the end of the block.

The accompanying function `icrc` implements the above CRC calculation, including the possibility of the mentioned variations. Input to the function is a pointer to an array of characters, and the length of that array. `icrc` has two "switch" arguments that specify variations in the CRC calculation. A zero or positive value of `jinit` causes the 16-bit register to have each byte initialized with the value `jinit`. A negative value of `jrev` causes each input character to be interpreted as its bit-reverse image, and a similar bit reversal to be done on the output CRC. You do not have to understand this; just use the values of `jinit` and `jrev` specified in the table. (If you *insist* on knowing, the explanation is that serial data ports send characters *least-significant bit first* (!), and many protocols shift bits into the CRC register in exactly the order received.) The table shows how to construct a block



of characters from the input array and output CRC of `icrc`. You should not need to do any additional bit-reversal outside of `icrc`.

The switch `jinit` has one additional use: When negative it causes the input value of the array `crc` to be used as initialization of the register. If you set `crc` to the result of the last call to `icrc`, this in effect appends the current input array to that of the previous call or calls. Use this feature, for example, to build up the CRC of a whole file a line at a time, without keeping the whole file in memory.

The routine `icrc` is loosely based on the function in [4]. Here is how to understand its operation: First look at the function `icrc1`. This incorporates one input character into a 16-bit CRC register. The only trick used is that character bits are XORed into the most significant bits, eight at a time, instead of being fed into the least significant bit, one bit at a time, at the time of the register shift. This works because XOR is associative and commutative — we can feed in character bits *any* time before they will determine whether to zap with the generator polynomial. (The decimal constant 4129 has the generator's bits in it.)

```
unsigned short icrc1(unsigned short crc, unsigned char onech)
Given a remainder up to now, return the new CRC after one character is added. This routine
is functionally equivalent to icrc(,1,-1,1), but slower. It is used by icrc to initialize its
table.
{
    int i;
    unsigned short ans=(crc ^ onech << 8);

    for (i=0;i<8;i++) {           Here is where 8 one-bit shifts, and some XORs with the
        if (ans & 0x8000)         generator polynomial, are done.
            ans = (ans <<= 1) ^ 4129;
        else
            ans <<= 1;
    }
    return ans;
}
```

Now look at `icrc`. There are two parts to understand, how it builds a table when it initializes, and how it uses that table later on. Go back to thinking about a character's bits being shifted into the CRC register from the least significant end. The key observation is that while 8 bits are being shifted into the register's low end, all the generator zapping is being determined by the bits already in the high end. Since XOR is commutative and associative, all we need is a table of the result of all this zapping, for each of 256 possible high-bit configurations. Then we can play catch-up and XOR an input character into the result of a lookup into this table. The only other content to `icrc` is the construction at initialization time of an 8-bit bit-reverse table from the 4-bit table stored in `it`, and the logic associated with doing the bit reversals. References [4-6] give further details on table-driven CRC computations.

```
typedef unsigned char uchar;
#define LOBYTE(x) ((uchar)((x) & 0xFF))
#define HIBYTE(x) ((uchar)((x) >> 8))

unsigned short icrc(unsigned short crc, unsigned char *bufptr,
    unsigned long len, short jinit, int jrev)
Computes a 16-bit Cyclic Redundancy Check for a byte array bufptr[1..len], using any
of several conventions as determined by the settings of jinit and jrev (see accompanying
```

table). If `jinit` is negative, then `crc` is used on input to initialize the remainder register, in effect (for `crc` set to the last returned value) concatenating `bufptr` to the previous call.

```
{
    unsigned short icrc1(unsigned short crc, unsigned char onech);
    static unsigned short icrctb[256],init=0;
    static uchar rchr[256];
    unsigned short j,cword=crc;
    static uchar it[16]={0,8,4,12,2,10,6,14,1,9,5,13,3,11,7,15};
    Table of 4-bit bit-reverses.

    if (!init) {
        Do we need to initialize tables?
        init=1;
        for (j=0;j<=255;j++) {
            The two tables are: CRCs of all characters, and bit-reverses of all characters.
            icrctb[j]=icrc1(j << 8,(uchar)0);
            rchr[j]=(uchar)(it[j & 0xF] << 4 | it[j >> 4]);
        }
    }
    if (jinit >= 0) cword=((uchar) jinit) | (((uchar) jinit) << 8);
    Initialize the remainder register.
    else if (jrev < 0) cword=rchr[HIBYTE(cword)] | rchr[LOBYTE(cword)] << 8;
    If not initializing, do we reverse the register?
    for (j=1;j<=len;j++)
        Main loop over the characters in the array.
        cword=icrctb[(jrev < 0 ? rchr[bufptr[j]] :
            bufptr[j] ^ HIBYTE(cword)] ^ LOBYTE(cword) << 8;
    return (jrev >= 0 ? cword : rchr[HIBYTE(cword)] | rchr[LOBYTE(cword)] << 8);
    Do we need to reverse the output?
}
```

What if you need a 32-bit checksum? For a true 32-bit CRC, you will need to rewrite the routines given to work with a longer generating polynomial. For example,  $x^{32} + x^7 + x^5 + x^3 + x^2 + x + 1$  is primitive modulo 2, and has nonleading, nonzero bits only in its least significant byte (which makes for some simplification). The idea of table lookup on only the most significant byte of the CRC register goes through unchanged.

If you do not care about the  $M$ -consecutive bit property of the checksum, but rather only need a statistically random 32 bits, then you can use `icrc` as given here: Call it once with `jrev = 1` to get 16 bits, and *again* with `jrev = -1` to get another 16 bits. The internal bit reversals make these two 16-bit CRCs in effect totally independent of each other.

### Other Kinds of Checksums

Quite different from CRCs are the various techniques used to append a decimal “check digit” to numbers that are handled by human beings (e.g., typed into a computer). Check digits need to be proof against the kinds of highly structured errors that humans tend to make, such as transposing consecutive digits. Wagner and Putter [7] give an interesting introduction to this subject, including specific algorithms.

Checksums now in widespread use vary from fair to poor. The 10-digit ISBN (International Standard Book Number) that you find on most books, including this one, uses the check equation

$$10d_1 + 9d_2 + 8d_3 + \cdots + 2d_9 + d_{10} = 0 \pmod{11} \quad (20.3.1)$$

where  $d_{10}$  is the right-hand check digit. The character “X” is used to represent a check digit value of 10. Another popular scheme is the so-called “IBM check,” often

Sample page from NUMERICAL RECIPES IN C: THE ART OF SCIENTIFIC COMPUTING (ISBN 0-521-43108-5)  
 Copyright (C) 1988-1992 by Cambridge University Press. Programs Copyright (C) 1988-1992 by Numerical Recipes Software.  
 Permission is granted for internet users to make one paper copy for their own personal use. Further reproduction, or any copying of machine-readable files (including this one), to any server computer, is strictly prohibited. To order Numerical Recipes books or CDROMs, visit website <http://www.nr.com> or call 1-800-872-7423 (North America only), or send email to [directcustserv@cambridge.org](mailto:directcustserv@cambridge.org) (outside North America).

used for account numbers (including, e.g., MasterCard). Here, the check equation is

$$2\#d_1 + d_2 + 2\#d_3 + d_4 + \dots = 0 \pmod{10} \quad (20.3.2)$$

where  $2\#d$  means, “multiply  $d$  by two and add the resulting decimal digits.” United States banks code checks with a 9-digit processing number whose check equation is

$$3a_1 + 7a_2 + a_3 + 3a_4 + 7a_5 + a_6 + 3a_7 + 7a_8 + a_9 = 0 \pmod{10} \quad (20.3.3)$$

The bar code put on many envelopes by the U.S. Postal Service is decoded by removing the single tall marker bars at each end, and breaking the remaining bars into 6 or 10 groups of five. In each group the five bars signify (from left to right) the values 7,4,2,1,0. Exactly two of them will be tall. Their sum is the represented digit, except that zero is represented as  $7 + 4$ . The 5- or 9-digit Zip Code is followed by a check digit, with the check equation

$$\sum d_i = 0 \pmod{10} \quad (20.3.4)$$

None of these schemes is close to optimal. An elegant scheme due to Verhoeff is described in [7]. The underlying idea is to use the ten-element *dihedral group*  $D_5$ , which corresponds to the symmetries of a pentagon, instead of the cyclic group of the integers modulo 10. The check equation is

$$a_1 * f(a_2) * f^2(a_3) * \dots * f^{n-1}(a_n) = 0 \quad (20.3.5)$$

where  $*$  is (noncommutative) multiplication in  $D_5$ , and  $f^i$  denotes the  $i$ th iteration of a certain fixed permutation. Verhoeff’s method finds *all* single errors in a string, and *all* adjacent transpositions. It also finds about 95% of twin errors ( $aa \rightarrow bb$ ), jump transpositions ( $acb \rightarrow bca$ ), and jump twin errors ( $aca \rightarrow bcb$ ). Here is an implementation:

```
int decchk(char string[], int n, char *ch)
Decimal check digit computation or verification. Returns as ch a check digit for appending
to string[1..n], that is, for storing into string[n+1]. In this mode, ignore the returned
boolean (integer) value. If string[1..n] already ends with a check digit (string[n]), re-
turns the function value true (1) if the check digit is valid, otherwise false (0). In this mode,
ignore the returned value of ch. Note that string and ch contain ASCII characters corre-
sponding to the digits 0-9, not byte values in that range. Other ASCII characters are allowed in
string, and are ignored in calculating the check digit.
{
    char c;
    int j,k=0,m=0;
    static int ip[10][8]={0,1,5,8,9,4,2,7,1,5, 8,9,4,2,7,0,2,7,0,1,
        5,8,9,4,3,6,3,6,3,6, 3,6,4,2,7,0,1,5,8,9, 5,8,9,4,2,7,0,1,6,3,
        6,3,6,3,6,3,7,0,1,5, 8,9,4,2,8,9,4,2,7,0, 1,5,9,4,2,7,0,1,5,8};
    static int ij[10][10]={0,1,2,3,4,5,6,7,8,9, 1,2,3,4,0,6,7,8,9,5,
        2,3,4,0,1,7,8,9,5,6, 3,4,0,1,2,8,9,5,6,7, 4,0,1,2,3,9,5,6,7,8,
        5,9,8,7,6,0,4,3,2,1, 6,5,9,8,7,1,0,4,3,2, 7,6,5,9,8,2,1,0,4,3,
        8,7,6,5,9,3,2,1,0,4, 9,8,7,6,5,4,3,2,1,0};
        Group multiplication and permutation tables.

    for (j=0;j<n;j++) {                Look at successive characters.
        c=string[j];
        if (c >= 48 && c <= 57)        Ignore everything except digits.
```

```

        k=ij[k][ip[(c+2) % 10][7 & m++]];
    }
    for (j=0;j<=9;j++)          Find which appended digit will check properly.
        if (!ij[k][ip[j][m & 7]]) break;
    *ch=j+48;                   Convert to ASCII.
    return k==0;
}

```

## CITED REFERENCES AND FURTHER READING:

- McNamara, J.E. 1982, *Technical Aspects of Data Communication*, 2nd ed. (Bedford, MA: Digital Press). [1]
- da Cruz, F. 1987, *Kermit, A File Transfer Protocol* (Bedford, MA: Digital Press). [2]
- Morse, G. 1986, *Byte*, vol. 11, pp. 115–124 (September). [3]
- LeVan, J. 1987, *Byte*, vol. 12, pp. 339–341 (November). [4]
- Sarwate, D.V. 1988, *Communications of the ACM*, vol. 31, pp. 1008–1013. [5]
- Griffiths, G., and Stones, G.C. 1987, *Communications of the ACM*, vol. 30, pp. 617–620. [6]
- Wagner, N.R., and Putter, P.S. 1989, *Communications of the ACM*, vol. 32, pp. 106–110. [7]

## 20.4 Huffman Coding and Compression of Data

A lossless data compression algorithm takes a string of symbols (typically ASCII characters or bytes) and translates it *reversibly* into another string, one that is *on the average* of shorter length. The words “on the average” are crucial; it is obvious that no reversible algorithm can make all strings shorter — there just aren’t enough short strings to be in one-to-one correspondence with longer strings. Compression algorithms are possible only when, on the input side, some strings, or some input symbols, are more common than others. These can then be encoded in fewer bits than rarer input strings or symbols, giving a net average gain.

There exist many, quite different, compression techniques, corresponding to different ways of detecting and using departures from equiprobability in input strings. In this section and the next we shall consider only *variable length codes with defined word* inputs. In these, the input is sliced into fixed units, for example ASCII characters, while the corresponding output comes in chunks of variable size. The simplest such method is Huffman coding [1], discussed in this section. Another example, *arithmetic compression*, is discussed in §20.5.

At the opposite extreme from defined-word, variable length codes are schemes that divide up the *input* into units of variable length (words or phrases of English text, for example) and then transmit these, often with a fixed-length output code. The most widely used code of this type is the Ziv-Lempel code [2]. References [3–6] give the flavor of some other compression techniques, with references to the large literature.

The idea behind Huffman coding is simply to use shorter bit patterns for more common characters. We can make this idea quantitative by considering the concept of *entropy*. Suppose the input alphabet has  $N_{ch}$  characters, and that these occur in the input string with respective probabilities  $p_i$ ,  $i = 1, \dots, N_{ch}$ , so that  $\sum p_i = 1$ . Then the fundamental theorem of information theory says that strings consisting of

```

        k=ij[k][ip[(c+2) % 10][7 & m++]];
    }
    for (j=0;j<=9;j++)          Find which appended digit will check properly.
        if (!ij[k][ip[j][m & 7]]) break;
    *ch=j+48;                   Convert to ASCII.
    return k==0;
}

```

## CITED REFERENCES AND FURTHER READING:

- McNamara, J.E. 1982, *Technical Aspects of Data Communication*, 2nd ed. (Bedford, MA: Digital Press). [1]
- da Cruz, F. 1987, *Kermit, A File Transfer Protocol* (Bedford, MA: Digital Press). [2]
- Morse, G. 1986, *Byte*, vol. 11, pp. 115–124 (September). [3]
- LeVan, J. 1987, *Byte*, vol. 12, pp. 339–341 (November). [4]
- Sarwate, D.V. 1988, *Communications of the ACM*, vol. 31, pp. 1008–1013. [5]
- Griffiths, G., and Stones, G.C. 1987, *Communications of the ACM*, vol. 30, pp. 617–620. [6]
- Wagner, N.R., and Putter, P.S. 1989, *Communications of the ACM*, vol. 32, pp. 106–110. [7]

## 20.4 Huffman Coding and Compression of Data

A lossless data compression algorithm takes a string of symbols (typically ASCII characters or bytes) and translates it *reversibly* into another string, one that is *on the average* of shorter length. The words “on the average” are crucial; it is obvious that no reversible algorithm can make all strings shorter — there just aren’t enough short strings to be in one-to-one correspondence with longer strings. Compression algorithms are possible only when, on the input side, some strings, or some input symbols, are more common than others. These can then be encoded in fewer bits than rarer input strings or symbols, giving a net average gain.

There exist many, quite different, compression techniques, corresponding to different ways of detecting and using departures from equiprobability in input strings. In this section and the next we shall consider only *variable length codes with defined word* inputs. In these, the input is sliced into fixed units, for example ASCII characters, while the corresponding output comes in chunks of variable size. The simplest such method is Huffman coding [1], discussed in this section. Another example, *arithmetic compression*, is discussed in §20.5.

At the opposite extreme from defined-word, variable length codes are schemes that divide up the *input* into units of variable length (words or phrases of English text, for example) and then transmit these, often with a fixed-length output code. The most widely used code of this type is the Ziv-Lempel code [2]. References [3–6] give the flavor of some other compression techniques, with references to the large literature.

The idea behind Huffman coding is simply to use shorter bit patterns for more common characters. We can make this idea quantitative by considering the concept of *entropy*. Suppose the input alphabet has  $N_{ch}$  characters, and that these occur in the input string with respective probabilities  $p_i$ ,  $i = 1, \dots, N_{ch}$ , so that  $\sum p_i = 1$ . Then the fundamental theorem of information theory says that strings consisting of

independently random sequences of these characters (a conservative, but not always realistic assumption) require, on the average, at least

$$H = - \sum p_i \log_2 p_i \quad (20.4.1)$$

bits per character. Here  $H$  is the entropy of the probability distribution. Moreover, coding schemes exist which approach the bound arbitrarily closely. For the case of equiprobable characters, with all  $p_i = 1/N_{ch}$ , one easily sees that  $H = \log_2 N_{ch}$ , which is the case of no compression at all. Any other set of  $p_i$ 's gives a smaller entropy, allowing some useful compression.

Notice that the bound of (20.4.1) would be achieved if we could encode character  $i$  with a code of length  $L_i = -\log_2 p_i$  bits: Equation (20.4.1) would then be the average  $\sum p_i L_i$ . The trouble with such a scheme is that  $-\log_2 p_i$  is not generally an integer. How can we encode the letter "Q" in 5.32 bits? Huffman coding makes a stab at this by, in effect, approximating all the probabilities  $p_i$  by integer powers of  $1/2$ , so that all the  $L_i$ 's are integral. If all the  $p_i$ 's are in fact of this form, then a Huffman code does achieve the entropy bound  $H$ .

The construction of a Huffman code is best illustrated by example. Imagine a language, Vowellish, with the  $N_{ch} = 5$  character alphabet A, E, I, O, and U, occurring with the respective probabilities 0.12, 0.42, 0.09, 0.30, and 0.07. Then the construction of a Huffman code for Vowellish is accomplished in the following table:

Node	Stage:	1	2	3	4	5
1	A:	0.12	0.12 ■			
2	E:	0.42	0.42	0.42	0.42 ■	
3	I:	0.09 ■				
4	O:	0.30	0.30	0.30 ■		
5	U:	0.07 ■				
6	UI:		0.16 ■			
7	AUI:			0.28 ■		
8	AUIO:				0.58 ■	
9	EAUIO:					1.00

Here is how it works, proceeding in sequence through  $N_{ch}$  stages, represented by the columns of the table. The first stage starts with  $N_{ch}$  nodes, one for each letter of the alphabet, containing their respective relative frequencies. At each stage, the two smallest probabilities are found, summed to make a new node, and then dropped from the list of active nodes. (A "block" denotes the stage where a node is dropped.) All active nodes (including the new composite) are then carried over to the next stage (column). In the table, the names assigned to new nodes (e.g., AUI) are inconsequential. In the example shown, it happens that (after stage 1) the two

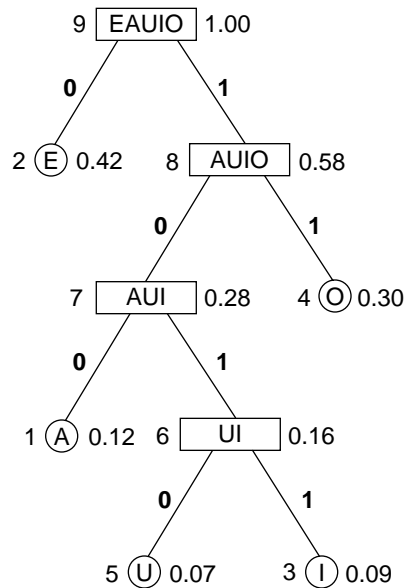


Figure 20.4.1. Huffman code for the fictitious language Vowellish, in tree form. A letter (A, E, I, O, or U) is encoded or decoded by traversing the tree from the top down; the code is the sequence of 0's and 1's on the branches. The value to the right of each node is its probability; to the left, its node number in the accompanying table.

smallest nodes are always an original node and a composite one; this need not be true in general: The two smallest probabilities might be both original nodes, or both composites, or one of each. At the last stage, all nodes will have been collected into one grand composite of total probability 1.

Now, to see the code, you redraw the data in the above table as a tree (Figure 20.4.1). As shown, each node of the tree corresponds to a node (row) in the table, indicated by the integer to its left and probability value to its right. Terminal nodes, so called, are shown as circles; these are single alphabetic characters. The branches of the tree are labeled 0 and 1. The code for a character is the sequence of zeros and ones that lead to it, from the top down. For example, E is simply 0, while U is 1010.

Any string of zeros and ones can now be decoded into an alphabetic sequence. Consider, for example, the string 101111010. Starting at the top of the tree we descend through 1011 to I, the first character. Since we have reached a terminal node, we reset to the top of the tree, next descending through 11 to O. Finally 1010 gives U. The string thus decodes to IOU.

These ideas are embodied in the following routines. Input to the first routine `hufmak` is an integer vector of the frequency of occurrence of the  $n_{ch} \equiv N_{ch}$  alphabetic characters, i.e., a set of integers proportional to the  $p_i$ 's. `hufmak`, along with `hufapp`, which it calls, performs the construction of the above table, and also the tree of Figure 20.4.1. The routine utilizes a heap structure (see §8.3) for efficiency; for a detailed description, see Sedgewick [7].

```

#include "nrutil.h"

typedef struct {
    unsigned long *icod,*ncod,*left,*right,nch,nodemax;
} huffcode;

void hufmak(unsigned long nfreq[], unsigned long nchin, unsigned long *ilong,
            unsigned long *nlong, huffcode *hcode)
Given the frequency of occurrence table nfreq[1..nchin] of nchin characters, construct the
Huffman code in the structure hcode. Returned values ilong and nlong are the character
number that produced the longest code symbol, and the length of that symbol. You should
check that nlong is not larger than your machine's word length.
{
    void hufapp(unsigned long index[], unsigned long nprob[], unsigned long n,
                unsigned long i);
    int ibit;
    long node,*up;
    unsigned long j,k,*index,n,nused,*nprob;
    static unsigned long setbit[32]={0x1L,0x2L,0x4L,0x8L,0x10L,0x20L,
        0x40L,0x80L,0x100L,0x200L,0x400L,0x800L,0x1000L,0x2000L,
        0x4000L,0x8000L,0x10000L,0x20000L,0x40000L,0x80000L,0x100000L,
        0x200000L,0x400000L,0x800000L,0x1000000L,0x2000000L,0x4000000L,
        0x8000000L,0x10000000L,0x20000000L,0x40000000L,0x80000000L};

    hcode->nch=nchin;                                Initialization.
    index=lvector(1,(long)(2*hcode->nch-1));
    up=(long *)lvector(1,(long)(2*hcode->nch-1));     Vector that will keep track of
    nprob=lvector(1,(long)(2*hcode->nch-1));         heap.
    for (nused=0,j=1;j<=hcode->nch;j++) {
        nprob[j]=nfreq[j];
        hcode->icod[j]=hcode->ncod[j]=0;
        if (nfreq[j]) index[++nused]=j;
    }
    for (j=nused;j>=1;j--) hufapp(index,nprob,nused,j);
    Sort nprob into a heap structure in index.
    k=hcode->nch;
    while (nused > 1) {                               Combine heap nodes, remaking
        node=index[1];                                the heap at each stage.
        index[1]=index[nused--];
        hufapp(index,nprob,nused,1);
        nprob[++k]=nprob[index[1]]+nprob[node];
        hcode->left[k]=node;                           Store left and right children of a
        hcode->right[k]=index[1];                       node.
        up[index[1]] = -(long)k;                       Indicate whether a node is a left
        up[node]=index[1]=k;                           or right child of its parent.
        hufapp(index,nprob,nused,1);
    }
    up[hcode->nodemax=k]=0;
    for (j=1;j<=hcode->nch;j++) {                     Make the Huffman code from
        if (nprob[j]) {                                the tree.
            for (n=0,ibit=0,node=up[j];node;node=up[node],ibit++) {
                if (node < 0) {
                    n |= setbit[ibit];
                    node = -node;
                }
            }
            hcode->icod[j]=n;
            hcode->ncod[j]=ibit;
        }
    }
}
*nlong=0;
for (j=1;j<=hcode->nch;j++) {
    if (hcode->ncod[j] > *nlong) {
        *nlong=hcode->ncod[j];
    }
}

```

Sample page from NUMERICAL RECIPES IN C: THE ART OF SCIENTIFIC COMPUTING (ISBN 0-521-43108-5)  
 Copyright (C) 1988-1992 by Cambridge University Press. Programs Copyright (C) 1988-1992 by Numerical Recipes Software.  
 Permission is granted for internet users to make one paper copy for their own personal use. Further reproduction, or any copying of machine-  
 readable files (including this one), to any server computer, is strictly prohibited. To order Numerical Recipes books or CDROMs, visit website  
<http://www.nr.com> or call 1-800-872-7423 (North America only), or send email to [directcustserv@cambridge.org](mailto:directcustserv@cambridge.org) (outside North America).



```

        *ilong=j-1;
    }
}
free_lvector(nprob,1,(long)(2*hcode->nch-1));
free_lvector((unsigned long *)up,1,(long)(2*hcode->nch-1));
free_lvector(index,1,(long)(2*hcode->nch-1));
}

void hufapp(unsigned long index[], unsigned long nprob[], unsigned long n,
            unsigned long i)
Used by hufmak to maintain a heap structure in the array index[1..1].
{
    unsigned long j,k;

    k=index[i];
    while (i <= (n>>1)) {
        if ((j = i << 1) < n && nprob[index[j]] > nprob[index[j+1]]) j++;
        if (nprob[k] <= nprob[index[j]]) break;
        index[i]=index[j];
        i=j;
    }
    index[i]=k;
}

```

Note that the structure `hcode` must be defined and allocated in your main program with statements like this:

```

#include "nrutil.h"
#define MC 512                Maximum anticipated value of nchin in hufmak.
#define MQ (2*MC-1)
typedef struct {
    unsigned long *icod,*ncod,*left,*right,nch,nodemax;
} huffcode;
...
huffcode hcode;
...
hcode.icod=(unsigned long *)lvector(1,MQ);    Allocate space within hcode.
hcode.ncod=(unsigned long *)lvector(1,MQ);
hcode.left=(unsigned long *)lvector(1,MQ);
hcode.right=(unsigned long *)lvector(1,MQ);
for (j=1;j<=MQ;j++) hcode.icod[j]=hcode.ncod[j]=0;

```

Once the code is constructed, one encodes a string of characters by repeated calls to `hufenc`, which simply does a table lookup of the code and appends it to the output message.

```

#include <stdio.h>
#include <stdlib.h>

typedef struct {
    unsigned long *icod,*ncod,*left,*right,nch,nodemax;
} huffcode;

void hufenc(unsigned long ich, unsigned char **codep, unsigned long *lcode,
            unsigned long *nb, huffcode *hcode)
Huffman encode the single character ich (in the range 0..nch-1) using the code in the structure hcode, write the result to the character array *codep[1..lcode] starting at bit nb (whose smallest valid value is zero), and increment nb appropriately. This routine is called

```

repeatedly to encode consecutive characters in a message, but must be preceded by a single initializing call to `hufmak`, which constructs `hcode`.

```
{
void nrerror(char error_text[]);
int l,n;
unsigned long k,nc;
static unsigned long setbit[32]={0x1L,0x2L,0x4L,0x8L,0x10L,0x20L,
    0x40L,0x80L,0x100L,0x200L,0x400L,0x800L,0x1000L,0x2000L,
    0x4000L,0x8000L,0x10000L,0x20000L,0x40000L,0x80000L,0x100000L,
    0x200000L,0x400000L,0x800000L,0x1000000L,0x2000000L,0x4000000L,
    0x8000000L,0x10000000L,0x20000000L,0x40000000L,0x80000000L};

k=ich+1;
Convert character range 0..nch-1 to array index range 1..nch.
if (k > hcode->nch || k < 1) nrerror("ich out of range in hufenc.");
for (n=hcode->ncod[k]-1;n>=0;n--,++(*nb)) {      Loop over the bits in the stored
nc=(*nb >> 3);                                Huffman code for ich.
if (++nc >= *lcode) {
fprintf(stderr,"Reached the end of the 'code' array.\n");
fprintf(stderr,"Attempting to expand its size.\n");
*lcode *= 1.5;
if ((*codep=(unsigned char *)realloc(*codep,
(unsigned)*lcode*sizeof(unsigned char)))) == NULL) {
nrerror("Size expansion failed.");
}
}
l=(*nb) & 7;
if (!l) (*codep)[nc]=0;                        Set appropriate bits in code.
if (hcode->icod[k] & setbit[l]) (*codep)[nc] |= setbit[l];
}
}
```

Decoding a Huffman-encoded message is slightly more complicated. The coding tree must be traversed from the top down, using up a variable number of bits:

```
typedef struct {
unsigned long *icod,*ncod,*left,*right,nch,nodemax;
} huffcode;

void hufdec(unsigned long *ich, unsigned char *code, unsigned long lcode,
unsigned long *nb, huffcode *hcode)
Starting at bit number nb in the character array code[1..lcode], use the Huffman code stored
in the structure hcode to decode a single character (returned as ich in the range 0..nch-1)
and increment nb appropriately. Repeated calls, starting with nb = 0 will return successive
characters in a compressed message. The returned value ich=nch indicates end-of-message.
The structure hcode must already have been defined and allocated in your main program, and
also filled by a call to hufmak.
{
long nc,node;
static unsigned char setbit[8]={0x1,0x2,0x4,0x8,0x10,0x20,0x40,0x80};

node=hcode->nodemax;
for (;;) {
nc=(*nb >> 3);                                Set node to the top of the decoding tree, and loop
if (++nc > lcode) {                            until a valid character is obtained.
*ich=hcode->nch;                                Ran out of input; with ich=nch indicating end of
return;                                        message.
}
node=(code[nc] & setbit[7 & (*nb)++]) ?
hcode->right[node] : hcode->left[node];
Branch left or right in tree, depending on its value.
if (node <= hcode->nch) {                      If we reach a terminal node, we have a complete
character and can return.
}
```

```

        *ich=node-1;
        return;
    }
}
}

```

For simplicity, `hufdec` quits when it runs out of code bytes; if your coded message is not an integral number of bytes, and if  $N_{ch}$  is less than 256, `hufdec` can return a spurious final character or two, decoded from the spurious trailing bits in your last code byte. If you have independent knowledge of the number of characters sent, you can readily discard these. Otherwise, you can fix this behavior by providing a bit, not byte, count, and modifying the routine accordingly. (When  $N_{ch}$  is 256 or larger, `hufdec` will normally run out of code in the middle of a spurious character, and it will be discarded.)

## Run-Length Encoding

For the compression of highly correlated bit-streams (for example the black or white values along a facsimile scan line), Huffman compression is often combined with *run-length encoding*: Instead of sending each bit, the input stream is converted to a series of integers indicating how many consecutive bits have the same value. These integers are then Huffman-compressed. The Group 3 CCITT facsimile standard functions in this manner, with a fixed, immutable, Huffman code, optimized for a set of eight standard documents [8,9].

### CITED REFERENCES AND FURTHER READING:

- Gallager, R.G. 1968, *Information Theory and Reliable Communication* (New York: Wiley).
- Hamming, R.W. 1980, *Coding and Information Theory* (Englewood Cliffs, NJ: Prentice-Hall).
- Storer, J.A. 1988, *Data Compression: Methods and Theory* (Rockville, MD: Computer Science Press).
- Nelson, M. 1991, *The Data Compression Book* (Redwood City, CA: M&T Books).
- Huffman, D.A. 1952, *Proceedings of the Institute of Radio Engineers*, vol. 40, pp. 1098–1101. [1]
- Ziv, J., and Lempel, A. 1978, *IEEE Transactions on Information Theory*, vol. IT-24, pp. 530–536. [2]
- Cleary, J.G., and Witten, I.H. 1984, *IEEE Transactions on Communications*, vol. COM-32, pp. 396–402. [3]
- Welch, T.A. 1984, *Computer*, vol. 17, no. 6, pp. 8–19. [4]
- Bentley, J.L., Sleator, D.D., Tarjan, R.E., and Wei, V.K. 1986, *Communications of the ACM*, vol. 29, pp. 320–330. [5]
- Jones, D.W. 1988, *Communications of the ACM*, vol. 31, pp. 996–1007. [6]
- Sedgewick, R. 1988, *Algorithms*, 2nd ed. (Reading, MA: Addison-Wesley), Chapter 22. [7]
- Hunter, R., and Robinson, A.H. 1980, *Proceedings of the IEEE*, vol. 68, pp. 854–867. [8]
- Marking, M.P. 1990, *The C Users' Journal*, vol. 8, no. 6, pp. 45–54. [9]

## 20.5 Arithmetic Coding

We saw in the previous section that a perfect (entropy-bounded) coding scheme would use  $L_i = -\log_2 p_i$  bits to encode character  $i$  (in the range  $1 \leq i \leq N_{ch}$ ), if  $p_i$  is its probability of occurrence. Huffman coding gives a way of rounding the  $L_i$ 's to close integer values and constructing a code with those lengths. *Arithmetic coding* [1], which we now discuss, actually does manage to encode characters using noninteger numbers of bits! It also provides a convenient way to output the result not as a stream of bits, but as a stream of symbols in any desired radix. This latter property is particularly useful if you want, e.g., to convert data from bytes (radix 256) to printable ASCII characters (radix 94), or to case-independent alphanumeric sequences containing only A-Z and 0-9 (radix 36).

In arithmetic coding, an input message of any length is represented as a real number  $R$  in the range  $0 \leq R < 1$ . The longer the message, the more precision required of  $R$ . This is best illustrated by an example, so let us return to the fictitious language, Vowellish, of the previous section. Recall that Vowellish has a 5 character alphabet (A, E, I, O, U), with occurrence probabilities 0.12, 0.42, 0.09, 0.30, and 0.07, respectively. Figure 20.5.1 shows how a message beginning “IOU” is encoded: The interval  $[0, 1)$  is divided into segments corresponding to the 5 alphabetical characters; the length of a segment is the corresponding  $p_i$ . We see that the first message character, “I”, narrows the range of  $R$  to  $0.37 \leq R < 0.46$ . This interval is now subdivided into five subintervals, again with lengths proportional to the  $p_i$ 's. The second message character, “O”, narrows the range of  $R$  to  $0.3763 \leq R < 0.4033$ . The “U” character further narrows the range to  $0.37630 \leq R < 0.37819$ . Any value of  $R$  in this range can be sent as encoding “IOU”. In particular, the binary fraction .011000001 is in this range, so “IOU” can be sent in 9 bits. (Huffman coding took 10 bits for this example, see §20.4.)

Of course there is the problem of knowing when to stop decoding. The fraction .011000001 represents not simply “IOU,” but “IOU...,” where the ellipses represent an infinite string of successor characters. To resolve this ambiguity, arithmetic coding generally assumes the existence of a special  $N_{ch} + 1$ th character, EOM (end of message), which occurs only once at the end of the input. Since EOM has a low probability of occurrence, it gets allocated only a very tiny piece of the number line.

In the above example, we gave  $R$  as a binary fraction. We could just as well have output it in any other radix, e.g., base 94 or base 36, whatever is convenient for the anticipated storage or communication channel.

You might wonder how one deals with the seemingly incredible precision required of  $R$  for a long message. The answer is that  $R$  is never actually represented all at once. At any give stage we have upper and lower bounds for  $R$  represented as a finite number of digits in the output radix. As digits of the upper and lower bounds become identical, we can left-shift them away and bring in new digits at the low-significance end. The routines below have a parameter NWK for the number of working digits to keep around. This must be large enough to make the chance of an accidental degeneracy vanishingly small. (The routines signal if a degeneracy ever occurs.) Since the process of discarding old digits and bringing in new ones is performed identically on encoding and decoding, everything stays synchronized.

## 20.5 Arithmetic Coding

We saw in the previous section that a perfect (entropy-bounded) coding scheme would use  $L_i = -\log_2 p_i$  bits to encode character  $i$  (in the range  $1 \leq i \leq N_{ch}$ ), if  $p_i$  is its probability of occurrence. Huffman coding gives a way of rounding the  $L_i$ 's to close integer values and constructing a code with those lengths. *Arithmetic coding* [1], which we now discuss, actually does manage to encode characters using noninteger numbers of bits! It also provides a convenient way to output the result not as a stream of bits, but as a stream of symbols in any desired radix. This latter property is particularly useful if you want, e.g., to convert data from bytes (radix 256) to printable ASCII characters (radix 94), or to case-independent alphanumeric sequences containing only A-Z and 0-9 (radix 36).

In arithmetic coding, an input message of any length is represented as a real number  $R$  in the range  $0 \leq R < 1$ . The longer the message, the more precision required of  $R$ . This is best illustrated by an example, so let us return to the fictitious language, Vowellish, of the previous section. Recall that Vowellish has a 5 character alphabet (A, E, I, O, U), with occurrence probabilities 0.12, 0.42, 0.09, 0.30, and 0.07, respectively. Figure 20.5.1 shows how a message beginning “IOU” is encoded: The interval  $[0, 1)$  is divided into segments corresponding to the 5 alphabetical characters; the length of a segment is the corresponding  $p_i$ . We see that the first message character, “I”, narrows the range of  $R$  to  $0.37 \leq R < 0.46$ . This interval is now subdivided into five subintervals, again with lengths proportional to the  $p_i$ 's. The second message character, “O”, narrows the range of  $R$  to  $0.3763 \leq R < 0.4033$ . The “U” character further narrows the range to  $0.37630 \leq R < 0.37819$ . Any value of  $R$  in this range can be sent as encoding “IOU”. In particular, the binary fraction .011000001 is in this range, so “IOU” can be sent in 9 bits. (Huffman coding took 10 bits for this example, see §20.4.)

Of course there is the problem of knowing when to stop decoding. The fraction .011000001 represents not simply “IOU,” but “IOU...,” where the ellipses represent an infinite string of successor characters. To resolve this ambiguity, arithmetic coding generally assumes the existence of a special  $N_{ch} + 1$ th character, EOM (end of message), which occurs only once at the end of the input. Since EOM has a low probability of occurrence, it gets allocated only a very tiny piece of the number line.

In the above example, we gave  $R$  as a binary fraction. We could just as well have output it in any other radix, e.g., base 94 or base 36, whatever is convenient for the anticipated storage or communication channel.

You might wonder how one deals with the seemingly incredible precision required of  $R$  for a long message. The answer is that  $R$  is never actually represented all at once. At any give stage we have upper and lower bounds for  $R$  represented as a finite number of digits in the output radix. As digits of the upper and lower bounds become identical, we can left-shift them away and bring in new digits at the low-significance end. The routines below have a parameter NWK for the number of working digits to keep around. This must be large enough to make the chance of an accidental degeneracy vanishingly small. (The routines signal if a degeneracy ever occurs.) Since the process of discarding old digits and bringing in new ones is performed identically on encoding and decoding, everything stays synchronized.

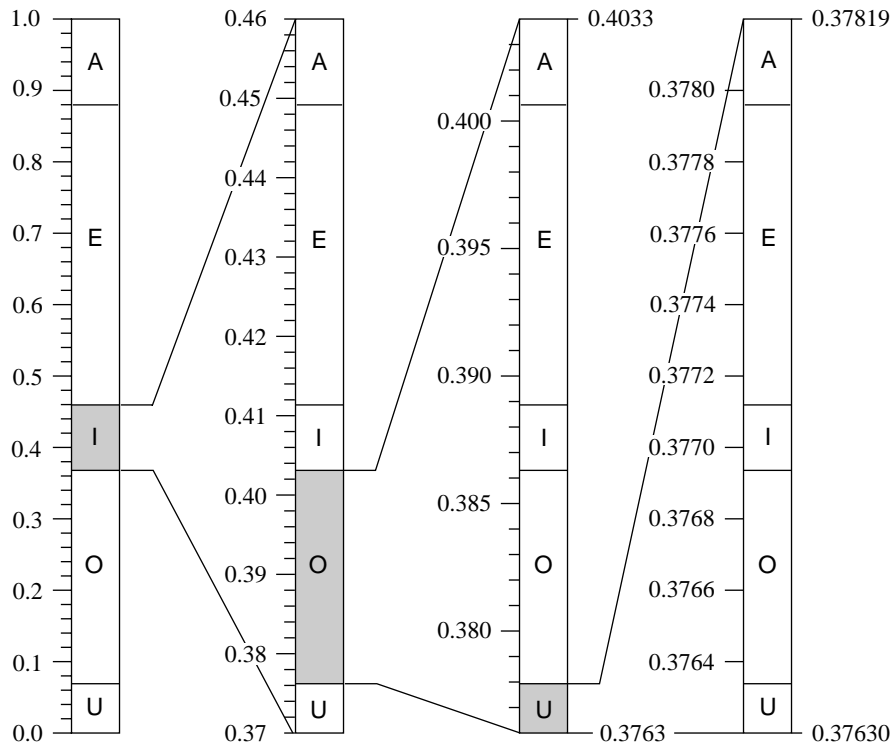


Figure 20.5.1. Arithmetic coding of the message “IOU...” in the fictitious language Vowellish. Successive characters give successively finer subdivisions of the initial interval between 0 and 1. The final value can be output as the digits of a fraction in any desired radix. Note how the subinterval allocated to a character is proportional to its probability of occurrence.

The routine `arcmak` constructs the cumulative frequency distribution table used to partition the interval at each stage. In the principal routine `arcdec`, when an interval of size `jdif` is to be partitioned in the proportions of some `n` to some `ntot`, say, then we must compute  $(n * jdif) / ntot$ . With integer arithmetic, the numerator is likely to overflow; and, unfortunately, an expression like  $jdif / (ntot / n)$  is not equivalent. In the implementation below, we resort to double precision floating arithmetic for this calculation. Not only is this inefficient, but different roundoff errors can (albeit very rarely) make different machines encode differently, though any one type of machine will decode exactly what it encoded, since identical roundoff errors occur in the two processes. For serious use, one needs to replace this floating calculation with an integer computation in a double register (not available to the C programmer).

The internally set variable `minint`, which is the minimum allowed number of discrete steps between the upper and lower bounds, determines when new low-significance digits are added. `minint` must be large enough to provide resolution of all the input characters. That is, we must have  $p_i \times \text{minint} > 1$  for all  $i$ . A value of  $100N_{ch}$ , or  $1.1 / \min p_i$ , whichever is larger, is generally adequate. However, for safety, the routine below takes `minint` to be as large as possible, with the product `minint*nradd` just smaller than overflow. This results in some time inefficiency, and in a few unnecessary characters being output at the end of a message. You can

decrease `minint` if you want to live closer to the edge.

A final safety feature in `arcmak` is its refusal to believe zero values in the table `nfreq`; a 0 is treated as if it were a 1. If this were not done, the occurrence in a message of a single character whose `nfreq` entry is zero would result in scrambling the entire rest of the message. If you want to live dangerously, with a very slightly more efficient coding, you can delete the `IMAX( ,1)` operation.

```
#include "nrutil.h"
#include <limits.h>           ANSI header file containing integer ranges.
#define MC 512
#ifdef ULONG_MAX             Maximum value of unsigned long.
#define MAXINT (ULONG_MAX >> 1)
#else
#define MAXINT 2147483647
#endif
Here MC is the largest anticipated value of nchh; MAXINT is a large positive integer that does
not overflow.

typedef struct {
    unsigned long *ilob,*iupb,*ncumfq,jdif,nc,minint,nch,ncum,nrad;
} arithcode;

void arcmak(unsigned long nfreq[], unsigned long nchh, unsigned long nradd,
    arithcode *acode)
Given a table nfreq[1..nchh] of the frequency of occurrence of nchh symbols, and given
a desired output radix nradd, initialize the cumulative frequency table and other variables for
arithmetic compression in the structure acode.
{
    unsigned long j;

    if (nchh > MC) nrerror("input radix may not exceed MC in arcmak.");
    if (nradd > 256) nrerror("output radix may not exceed 256 in arcmak.");

    acode->minint=MAXINT/nradd;
    acode->nch=nchh;
    acode->nrad=nradd;
    acode->ncumfq[1]=0;
    for (j=2;j<=acode->nch+1;j++)
        acode->ncumfq[j]=acode->ncumfq[j-1]+IMAX(nfreq[j-1],1);
    acode->ncum=acode->ncumfq[acode->nch+2]=acode->ncumfq[acode->nch+1]+1;
}
```

The structure `acode` must be defined and allocated in your main program with statements like this:

```
#include "nrutil.h"
#define MC 512             Maximum anticipated value of nchh in arcmak.
#define NWK 20            Keep this value the same as in arcmak, below.
typedef struct {
    unsigned long *ilob,*iupb,*ncumfq,jdif,nc,minint,nch,ncum,nrad;
} arithcode;
...
arithcode acode;
...
acode.ilob=(unsigned long *)lvector(1,NWK);    Allocate space within acode.
acode.iupb=(unsigned long *)lvector(1,NWK);
acode.ncumfq=(unsigned long *)lvector(1,MC+2);
```

Individual characters in a message are coded or decoded by the routine `arcode`, which in turn uses the utility `arcsum`.

```
#include <stdio.h>
#include <stdlib.h>
#define NWK 20
#define JTRY(j,k,m) (((long)((((double)(k))*((double)(j)))/((double)(m))))
This macro is used to calculate (k*j)/m without overflow. Program efficiency can be improved
by substituting an assembly language routine that does integer multiply to a double register.

typedef struct {
    unsigned long *ilob,*iupb,*ncumfq,jdif,nc,minint,nch,ncum,nrad;
} arithcode;

void arcode(unsigned long *ich, unsigned char **codep, unsigned long *lcode,
    unsigned long *lcd, int isign, arithcode *acode)
Compress (isign = 1) or decompress (isign = -1) the single character ich into or out of
the character array *codep[1..lcode], starting with byte *codep[lcd] and (if necessary)
incrementing lcd so that, on return, lcd points to the first unused byte in *codep. Note
that the structure acode contains both information on the code, and also state information on
the particular output being written into the array *codep. An initializing call with isign=0
is required before beginning any *codep array, whether for encoding or decoding. This is in
addition to the initializing call to arcmak that is required to initialize the code itself. A call
with ich=nch (as set in arcmak) has the reserved meaning "end of message."
{
    void arcsum(unsigned long iin[], unsigned long iout[], unsigned long ja,
        int nwk, unsigned long nrad, unsigned long nc);
    void nrerror(char error_text[]);
    int j,k;
    unsigned long ihi,ja,jh,jl,m;

    if (!isign) {                Initialize enough digits of the upper and lower bounds.
        acode->jdif=acode->nrad-1;
        for (j=NWK;j>=1;j--) {
            acode->iupb[j]=acode->nrad-1;
            acode->ilob[j]=0;
            acode->nc=j;
            if (acode->jdif > acode->minint) return;    Initialization complete.
            acode->jdif=(acode->jdif+1)*acode->nrad-1;
        }
        nrerror("NWK too small in arcode.");
    } else {
        if (isign > 0) {          If encoding, check for valid input character.
            if (*ich > acode->nch) nrerror("bad ich in arcode.");
        }
        else {                   If decoding, locate the character ich by bisection.
            ja=(*codep)[*lcd]-acode->ilob[acode->nc];
            for (j=acode->nc+1;j<=NWK;j++) {
                ja *= acode->nrad;
                ja += ((*codep)[*lcd+j-acode->nc]-acode->ilob[j]);
            }
            ihi=acode->nch+1;
            *ich=0;
            while (ihi-(*ich) > 1) {
                m>(*ich+ihi)>>1;
                if (ja >= JTRY(acode->jdif,acode->ncumfq[m+1],acode->ncum))
                    *ich=m;
                else ihi=m;
            }
            if (*ich == acode->nch) return;    Detected end of message.
        }
    }
}
Following code is common for encoding and decoding. Convert character ich to a new
subrange [ilob,iupb).
```

Sample page from NUMERICAL RECIPES IN C: THE ART OF SCIENTIFIC COMPUTING (ISBN 0-521-43108-5)  
 Copyright (C) 1988-1992 by Cambridge University Press. Programs Copyright (C) 1988-1992 by Numerical Recipes Software.  
 Permission is granted for internet users to make one paper copy for their own personal use. Further reproduction, or any copying of machine-  
 readable files (including this one), to any server computer, is strictly prohibited. To order Numerical Recipes books or CDROMs, visit website  
<http://www.nr.com> or call 1-800-872-7423 (North America only), or send email to [directcustserv@cambridge.org](mailto:directcustserv@cambridge.org) (outside North America).



```

jh=JTRY(acode->jdif,acode->ncumfq[*ich+2],acode->ncum);
jl=JTRY(acode->jdif,acode->ncumfq[*ich+1],acode->ncum);
acode->jdif=jh-jl;
arcsun(acode->ilob,acode->iupb,jh,NWK,acode->nrad,acode->nc);
arcsun(acode->ilob,acode->ilob,jl,NWK,acode->nrad,acode->nc);
How many leading digits to output (if encoding) or skip over?
for (j=acode->nc;j<=NWK;j++) {
    if (*ich != acode->nch && acode->iupb[j] != acode->ilob[j]) break;
    if (*lcd > *lcode) {
        fprintf(stderr,"Reached the end of the 'code' array.\n");
        fprintf(stderr,"Attempting to expand its size.\n");
        *lcode += *lcode/2;
        if ((*codep=(unsigned char *)realloc(*codep,
            (unsigned)(*lcode*sizeof(unsigned char)))) == NULL) {
            nrerror("Size expansion failed");
        }
    }
    if (isign > 0) (*codep)[*lcd]=(unsigned char)acode->ilob[j];
    ++(*lcd);
}
if (j > NWK) return;      Ran out of message. Did someone forget to encode a
acode->nc=j;                terminating ncd?
for(j=0;acode->jdif<acode->minint;j++)      How many digits to shift?
    acode->jdif *= acode->nrad;
if (acode->nc-j < 1) nrerror("NWK too small in arcode.");
if (j) {                  Shift them.
    for (k=acode->nc;k<=NWK;k++) {
        acode->iupb[k-j]=acode->iupb[k];
        acode->ilob[k-j]=acode->ilob[k];
    }
}
acode->nc -= j;
for (k=NWK-j+1;k<=NWK;k++) acode->iupb[k]=acode->ilob[k]=0;
}
return;                  Normal return.
}

```

```

void arcsun(unsigned long iin[], unsigned long iout[], unsigned long ja,
    int nw, unsigned long nrad, unsigned long nc)
Used by arcode. Add the integer ja to the radix nrad multiple-precision integer iin[nc..nw].
Return the result in iout[nc..nw].
{
    int j,karry=0;
    unsigned long jtmp;

    for (j=nw;j>nc;j--) {
        jtmp=ja;
        ja /= nrad;
        iout[j]=iin[j]+(jtmp-ja*nrad)+karry;
        if (iout[j] >= nrad) {
            iout[j] -= nrad;
            karry=1;
        } else karry=0;
    }
    iout[nc]=iin[nc]+ja+karry;
}

```

If radix-changing, rather than compression, is your primary aim (for example to convert an arbitrary file into printable characters) then you are of course free to set all the components of `nfreq` equal, say, to 1.

## CITED REFERENCES AND FURTHER READING:

- Bell, T.C., Cleary, J.G., and Witten, I.H. 1990, *Text Compression* (Englewood Cliffs, NJ: Prentice-Hall).
- Nelson, M. 1991, *The Data Compression Book* (Redwood City, CA: M&T Books).
- Witten, I.H., Neal, R.M., and Cleary, J.G. 1987, *Communications of the ACM*, vol. 30, pp. 520–540. [1]

## 20.6 Arithmetic at Arbitrary Precision

Let's compute the number  $\pi$  to a couple of thousand decimal places. In doing so, we'll learn some things about multiple precision arithmetic on computers and meet quite an unusual application of the fast Fourier transform (FFT). We'll also develop a set of routines that you can use for other calculations at any desired level of arithmetic precision.

To start with, we need an analytic algorithm for  $\pi$ . Useful algorithms are quadratically convergent, i.e., they double the number of significant digits at each iteration. Quadratically convergent algorithms for  $\pi$  are based on the *AGM* (*arithmetic geometric mean*) method, which also finds application to the calculation of elliptic integrals (cf. §6.11) and in advanced implementations of the ADI method for elliptic partial differential equations (§19.5). Borwein and Borwein [1] treat this subject, which is beyond our scope here. One of their algorithms for  $\pi$  starts with the initializations

$$\begin{aligned} X_0 &= \sqrt{2} \\ \pi_0 &= 2 + \sqrt{2} \\ Y_0 &= \sqrt[4]{2} \end{aligned} \tag{20.6.1}$$

and then, for  $i = 0, 1, \dots$ , repeats the iteration

$$\begin{aligned} X_{i+1} &= \frac{1}{2} \left( \sqrt{X_i} + \frac{1}{\sqrt{X_i}} \right) \\ \pi_{i+1} &= \pi_i \left( \frac{X_{i+1} + 1}{Y_i + 1} \right) \\ Y_{i+1} &= \frac{Y_i \sqrt{X_{i+1}} + \frac{1}{\sqrt{X_{i+1}}}}{Y_i + 1} \end{aligned} \tag{20.6.2}$$

The value  $\pi$  emerges as the limit  $\pi_\infty$ .

Now, to the question of how to do arithmetic to arbitrary precision: In a high-level language like C, a natural choice is to work in radix (base) 256, so that character arrays can be directly interpreted as strings of digits. At the very end of our calculation, we will want to convert our answer to radix 10, but that is essentially a frill for the benefit of human ears, accustomed to the familiar chant, “three point

## CITED REFERENCES AND FURTHER READING:

- Bell, T.C., Cleary, J.G., and Witten, I.H. 1990, *Text Compression* (Englewood Cliffs, NJ: Prentice-Hall).
- Nelson, M. 1991, *The Data Compression Book* (Redwood City, CA: M&T Books).
- Witten, I.H., Neal, R.M., and Cleary, J.G. 1987, *Communications of the ACM*, vol. 30, pp. 520–540. [1]

## 20.6 Arithmetic at Arbitrary Precision

Let's compute the number  $\pi$  to a couple of thousand decimal places. In doing so, we'll learn some things about multiple precision arithmetic on computers and meet quite an unusual application of the fast Fourier transform (FFT). We'll also develop a set of routines that you can use for other calculations at any desired level of arithmetic precision.

To start with, we need an analytic algorithm for  $\pi$ . Useful algorithms are quadratically convergent, i.e., they double the number of significant digits at each iteration. Quadratically convergent algorithms for  $\pi$  are based on the *AGM* (*arithmetic geometric mean*) method, which also finds application to the calculation of elliptic integrals (cf. §6.11) and in advanced implementations of the ADI method for elliptic partial differential equations (§19.5). Borwein and Borwein [1] treat this subject, which is beyond our scope here. One of their algorithms for  $\pi$  starts with the initializations

$$\begin{aligned} X_0 &= \sqrt{2} \\ \pi_0 &= 2 + \sqrt{2} \\ Y_0 &= \sqrt[4]{2} \end{aligned} \tag{20.6.1}$$

and then, for  $i = 0, 1, \dots$ , repeats the iteration

$$\begin{aligned} X_{i+1} &= \frac{1}{2} \left( \sqrt{X_i} + \frac{1}{\sqrt{X_i}} \right) \\ \pi_{i+1} &= \pi_i \left( \frac{X_{i+1} + 1}{Y_i + 1} \right) \\ Y_{i+1} &= \frac{Y_i \sqrt{X_{i+1}} + \frac{1}{\sqrt{X_{i+1}}}}{Y_i + 1} \end{aligned} \tag{20.6.2}$$

The value  $\pi$  emerges as the limit  $\pi_\infty$ .

Now, to the question of how to do arithmetic to arbitrary precision: In a high-level language like C, a natural choice is to work in radix (base) 256, so that character arrays can be directly interpreted as strings of digits. At the very end of our calculation, we will want to convert our answer to radix 10, but that is essentially a frill for the benefit of human ears, accustomed to the familiar chant, “three point

one four one five nine. . .” For any less frivolous calculation, we would likely never leave base 256 (or the thence trivially reachable hexadecimal, octal, or binary bases).

We will adopt the convention of storing digit strings in the “human” ordering, that is, with the first stored digit in an array being most significant, the last stored digit being least significant. The opposite convention would, of course, also be possible. “Carries,” where we need to partition a number larger than 255 into a low-order byte and a high-order carry, present a minor programming annoyance, solved, in the routines below, by the use of the macros LOBYTE and HIBYTE.

It is easy at this point, following Knuth [2], to write a routine for the “fast” arithmetic operations: short addition (adding a single byte to a string), addition, subtraction, short multiplication (multiplying a string by a single byte), short division, ones-complement negation; and a couple of utility operations, copying and left-shifting strings. (On the diskette, these functions are all in the single file mpops.c.)

```
#define LOBYTE(x) ((unsigned char) ((x) & 0xff))
#define HIBYTE(x) ((unsigned char) ((x) >> 8 & 0xff))
```

Multiple precision arithmetic operations done on character strings, interpreted as radix 256 numbers. This set of routines collects the simpler operations.

```
void mpadd(unsigned char w[], unsigned char u[], unsigned char v[], int n)
Adds the unsigned radix 256 integers u[1..n] and v[1..n] yielding the unsigned integer w[1..n+1].
```

```
{
    int j;
    unsigned short ireg=0;

    for (j=n;j>=1;j--) {
        ireg=u[j]+v[j]+HIBYTE(ireg);
        w[j+1]=LOBYTE(ireg);
    }
    w[1]=HIBYTE(ireg);
}
```

```
void mpsub(int *is, unsigned char w[], unsigned char u[], unsigned char v[],
int n)
```

Subtracts the unsigned radix 256 integer v[1..n] from u[1..n] yielding the unsigned integer w[1..n]. If the result is negative (wraps around), is is returned as -1; otherwise it is returned as 0.

```
{
    int j;
    unsigned short ireg=256;

    for (j=n;j>=1;j--) {
        ireg=255+u[j]-v[j]+HIBYTE(ireg);
        w[j]=LOBYTE(ireg);
    }
    *is=HIBYTE(ireg)-1;
}
```

```
void mpsad(unsigned char w[], unsigned char u[], int n, int iv)
```

Short addition: the integer iv (in the range  $0 \leq iv \leq 255$ ) is added to the unsigned radix 256 integer u[1..n], yielding w[1..n+1].

```
{
    int j;
    unsigned short ireg;

    ireg=256*iv;
```

```

    for (j=n;j>=1;j--) {
        ireg=u[j]+HIBYTE(ireg);
        w[j+1]=LOBYTE(ireg);
    }
    w[1]=HIBYTE(ireg);
}

```

void mpsmu(unsigned char w[], unsigned char u[], int n, int iv)  
Short multiplication: the unsigned radix 256 integer u[1..n] is multiplied by the integer iv (in the range  $0 \leq iv \leq 255$ ), yielding w[1..n+1].

```

{
    int j;
    unsigned short ireg=0;

    for (j=n;j>=1;j--) {
        ireg=u[j]*iv+HIBYTE(ireg);
        w[j+1]=LOBYTE(ireg);
    }
    w[1]=HIBYTE(ireg);
}

```

void mpsdv(unsigned char w[], unsigned char u[], int n, int iv, int \*ir)  
Short division: the unsigned radix 256 integer u[1..n] is divided by the integer iv (in the range  $0 \leq iv \leq 255$ ), yielding a quotient w[1..n] and a remainder ir (with  $0 \leq ir \leq 255$ ).

```

{
    int i,j;

    *ir=0;
    for (j=1;j<=n;j++) {
        i=256*(ir)+u[j];
        w[j]=(unsigned char) (i/iv);
        *ir=i % iv;
    }
}

```

void mpneg(unsigned char u[], int n)  
Ones-complement negate the unsigned radix 256 integer u[1..n].

```

{
    int j;
    unsigned short ireg=256;

    for (j=n;j>=1;j--) {
        ireg=255-u[j]+HIBYTE(ireg);
        u[j]=LOBYTE(ireg);
    }
}

```

void mpmov(unsigned char u[], unsigned char v[], int n)  
Move v[1..n] onto u[1..n].

```

{
    int j;

    for (j=1;j<=n;j++) u[j]=v[j];
}

```

void mplsh(unsigned char u[], int n)  
Left shift u(2..n+1) onto u[1..n].

```

{
    int j;

    for (j=1;j<=n;j++) u[j]=u[j+1];
}

```

Full multiplication of two digit strings, if done by the traditional hand method, is not a fast operation: In multiplying two strings of length  $N$ , the multiplicand would be short-multiplied in turn by each byte of the multiplier, requiring  $O(N^2)$  operations in all. We will see, however, that *all* the arithmetic operations on numbers of length  $N$  can in fact be done in  $O(N \times \log N \times \log \log N)$  operations.

The trick is to recognize that multiplication is essentially a *convolution* (§13.1) of the digits of the multiplicand and multiplier, followed by some kind of carry operation. Consider, for example, two ways of writing the calculation  $456 \times 789$ :

$$\begin{array}{r}
 456 \\
 \times 789 \\
 \hline
 4104 \\
 3648 \\
 3192 \\
 \hline
 359784
 \end{array}
 \qquad
 \begin{array}{r}
 \phantom{4} 5 6 \\
 \times 7 8 9 \\
 \hline
 36 45 54 \\
 32 40 48 \\
 28 35 42 \\
 \hline
 28 67 118 93 54 \\
 \hline
 3 5 9 7 8 4
 \end{array}$$

The tableau on the left shows the conventional method of multiplication, in which three separate short multiplications of the full multiplicand (by 9, 8, and 7) are added to obtain the final result. The tableau on the right shows a different method (sometimes taught for mental arithmetic), where the single-digit cross products are all computed (e.g.  $8 \times 6 = 48$ ), then added in columns to obtain an incompletely carried result (here, the list 28, 67, 118, 93, 54). The final step is a single pass from right to left, recording the single least-significant digit and carrying the higher digit or digits into the total to the left (e.g.  $93 + 5 = 98$ , record the 8, carry 9).

You can see immediately that the column sums in the right-hand method are components of the convolution of the digit strings, for example  $118 = 4 \times 9 + 5 \times 8 + 6 \times 7$ . In §13.1 we learned how to compute the convolution of two vectors by the fast Fourier transform (FFT): Each vector is FFT'd, the two complex transforms are multiplied, and the result is inverse-FFT'd. Since the transforms are done with floating arithmetic, we need sufficient precision so that the exact integer value of each component of the result is discernible in the presence of roundoff error. We should therefore allow a (conservative) few times  $\log_2(\log_2 N)$  bits for roundoff in the FFT. A number of length  $N$  bytes in radix 256 can generate convolution components as large as the order of  $(256)^2 N$ , thus requiring  $16 + \log_2 N$  bits of precision for exact storage. If  $it$  is the number of bits in the floating mantissa (cf. §20.1), we obtain the condition

$$16 + \log_2 N + \text{few} \times \log_2 \log_2 N < it \quad (20.6.3)$$

We see that single precision, say with  $it = 24$ , is inadequate for any interesting value of  $N$ , while double precision, say with  $it = 53$ , allows  $N$  to be greater than  $10^6$ , corresponding to some millions of decimal digits. The following routine therefore presumes double precision versions of `realft` (§12.3) and `four1` (§12.2), here called `drealft` and `dfour1`. (These routines are included on the *Numerical Recipes* diskettes.)

```

#include "nrutil.h"
#define RX 256.0

void mpmul(unsigned char w[], unsigned char u[], unsigned char v[], int n,
           int m)
Uses Fast Fourier Transform to multiply the unsigned radix 256 integers u[1..n] and v[1..m],
yielding a product w[1..n+m].
{
    void drealft(double data[], unsigned long n, int isign);    double version of realft.
    int j,mn,nn=1;
    double cy,t,*a,*b;

    mn=IMAX(m,n);
    while (nn < mn) nn <<= 1;    Find the smallest usable power of two for the trans-
    nn <<= 1;                    form.
    a=dvector(1,nn);
    b=dvector(1,nn);
    for (j=1;j<=n;j++)    Move U to a double precision floating array.
        a[j]=(double)u[j];
    for (j=n+1;j<=nn;j++) a[j]=0.0;
    for (j=1;j<=m;j++)    Move V to a double precision floating array.
        b[j]=(double)v[j];
    for (j=m+1;j<=nn;j++) b[j]=0.0;
    drealft(a,nn,1);    Perform the convolution: First, the two Fourier trans-
    drealft(b,nn,1);    forms.
    b[1] *= a[1];    Then multiply the complex results (real and imagi-
    b[2] *= a[2];    nary parts).
    for (j=3;j<=nn;j+=2) {
        b[j]=(t=b[j])*a[j]-b[j+1]*a[j+1];
        b[j+1]=t*a[j+1]+b[j+1]*a[j];
    }
    drealft(b,nn,-1);    Then do the inverse Fourier transform.
    cy=0.0;    Make a final pass to do all the carries.
    for (j=nn;j>=1;j--) {
        t=b[j]/(nn>>1)+cy+0.5;    The 0.5 allows for roundoff error.
        cy=(unsigned long) (t/RX);
        b[j]=t-cy*RX;
    }
    if (cy >= RX) nrerror("cannot happen in fftmul");
    w[1]=(unsigned char) cy;    Copy answer to output.
    for (j=2;j<=n+m;j++)
        w[j]=(unsigned char) b[j-1];
    free_dvector(b,1,nn);
    free_dvector(a,1,nn);
}

```

With multiplication thus a “fast” operation, division is best performed by multiplying the dividend by the reciprocal of the divisor. The reciprocal of a value  $V$  is calculated by iteration of Newton’s rule,

$$U_{i+1} = U_i(2 - VU_i) \quad (20.6.4)$$

which results in the quadratic convergence of  $U_\infty$  to  $1/V$ , as you can easily prove. (Many supercomputers and RISC machines actually use this iteration to perform divisions.) We can now see where the operations count  $N \log N \log \log N$ , mentioned above, originates:  $N \log N$  is in the Fourier transform, with the iteration to converge Newton’s rule giving an additional factor of  $\log \log N$ .

Sample page from NUMERICAL RECIPES IN C: THE ART OF SCIENTIFIC COMPUTING (ISBN 0-521-43108-5)  
 Copyright (C) 1988-1992 by Cambridge University Press. Programs Copyright (C) 1988-1992 by Numerical Recipes Software.  
 Permission is granted for internet users to make one paper copy for their own personal use. Further reproduction, or any copying of machine-  
 readable files (including this one), to any server computer, is strictly prohibited. To order Numerical Recipes books or CDROMs, visit website  
<http://www.nr.com> or call 1-800-872-7423 (North America only), or send email to [directcustserv@cambridge.org](mailto:directcustserv@cambridge.org) (outside North America).

```

#include "nrutil.h"
#define MF 4
#define BI (1.0/256)

void mpinv(unsigned char u[], unsigned char v[], int n, int m)
Character string v[1..m] is interpreted as a radix 256 number with the radix point after
(nonzero) v[1]; u[1..n] is set to the most significant digits of its reciprocal, with the radix
point after u[1].
{
    void mpmov(unsigned char u[], unsigned char v[], int n);
    void mpmul(unsigned char w[], unsigned char u[], unsigned char v[], int n,
               int m);
    void mpneg(unsigned char u[], int n);
    unsigned char *rr,*s;
    int i,j,maxmn,mm;
    float fu,fv;

    maxmn=IMAX(n,m);
    rr=cvector(1,1+(maxmn<<1));
    s=cvector(1,maxmn);
    mm=IMIN(MF,m);
    fv=(float) v[mm];
    for (j=mm-1;j>=1;j--) {           Use ordinary floating arithmetic to get an initial ap-
        fv *= BI;                       proximation.
        fv += v[j];
    }
    fu=1.0/fv;
    for (j=1;j<=n;j++) {
        i=(int) fu;
        u[j]=(unsigned char) i;
        fu=256.0*(fu-i);
    }
    for (;;) {                         Iterate Newton's rule to convergence.
        mpmul(rr,u,v,n,m);              Construct 2 - UV in S.
        mpmov(s,&rr[1],n);
        mpneg(s,n);
        s[1] -= 254;                    Multiply SU into U.
        mpmul(rr,s,u,n,n);
        mpmov(u,&rr[1],n);
        for (j=2;j<n;j++)               If fractional part of S is not zero, it has not converged
            if (s[j]) break;           to 1.
        if (j==n) {
            free_cvector(s,1,maxmn);
            free_cvector(rr,1,1+(maxmn<<1));
            return;
        }
    }
}

```

Division now follows as a simple corollary, with only the necessity of calculating the reciprocal to sufficient accuracy to get an exact quotient and remainder.

```

#include "nrutil.h"
#define MACC 6

void mpdiv(unsigned char q[], unsigned char r[], unsigned char u[],
           unsigned char v[], int n, int m)
Divides unsigned radix 256 integers u[1..n] by v[1..m] (with m ≤ n required), yielding a
quotient q[1..n-m+1] and a remainder r[1..m].
{
    void mpinv(unsigned char u[], unsigned char v[], int n, int m);
    void mpmov(unsigned char u[], unsigned char v[], int n);

```

Sample page from NUMERICAL RECIPES IN C: THE ART OF SCIENTIFIC COMPUTING (ISBN 0-521-43108-5)  
 Copyright (C) 1988-1992 by Cambridge University Press. Programs Copyright (C) 1988-1992 by Numerical Recipes Software.  
 Permission is granted for internet users to make one paper copy for their own personal use. Further reproduction, or any copying of machine-  
 readable files (including this one), to any server computer, is strictly prohibited. To order Numerical Recipes books or CDROMs, visit website  
<http://www.nr.com> or call 1-800-872-7423 (North America only), or send email to [directcustserv@cambridge.org](mailto:directcustserv@cambridge.org) (outside North America).



```

void mpmul(unsigned char w[], unsigned char u[], unsigned char v[], int n,
           int m);
void mpsad(unsigned char w[], unsigned char u[], int n, int iv);
void mpsub(int *is, unsigned char w[], unsigned char u[], unsigned char v[],
           int n);
int is;
unsigned char *rr,*s;

rr=cvector(1,(n+MACC)<<1);
s=cvector(1,(n+MACC)<<1);
mpinv(s,v,n+MACC,m);           Set S = 1/V.
mpmul(rr,s,u,n+MACC,n);       Set Q = SU.
mpsad(s,rr,n+MACC-1,1);
mpmov(q,&s[2],n-m+1);
mpmul(rr,q,v,n-m+1,m);       Multiply and subtract to get the remainder.
mpsub(&is,&rr[1],u,&rr[1],n);
if (is) nrerror("MACC too small in mpdiv");
mpmov(r,&rr[n-m+1],m);
free_cvector(s,1,(n+MACC)<<1);
free_cvector(rr,1,(n+MACC)<<1);
}

```

Square roots are calculated by a Newton's rule much like division. If

$$U_{i+1} = \frac{1}{2}U_i(3 - VU_i^2) \quad (20.6.5)$$

then  $U_\infty$  converges quadratically to  $1/\sqrt{V}$ . A final multiplication by  $V$  gives  $\sqrt{V}$ .

```

#include <math.h>
#include "nrutil.h"
#define MF 3
#define BI (1.0/256)

void mpsqrt(unsigned char w[], unsigned char u[], unsigned char v[], int n,
            int m)
Character string v[1..m] is interpreted as a radix 256 number with the radix point after v[1];
w[1..n] is set to its square root (radix point after w[1]), and u[1..n] is set to the reciprocal
thereof (radix point before u[1]). w and u need not be distinct, in which case they are set
to the square root.
{
    void mplsh(unsigned char u[], int n);
    void mpmov(unsigned char u[], unsigned char v[], int n);
    void mpmul(unsigned char w[], unsigned char u[], unsigned char v[], int n,
               int m);
    void mpneg(unsigned char u[], int n);
    void mpsdv(unsigned char w[], unsigned char u[], int n, int iv, int *ir);
    int i,ir,j,mm;
    float fu,fv;
    unsigned char *r,*s;

    r=cvector(1,n<<1);
    s=cvector(1,n<<1);
    mm=IMIN(m,MF);
    fv=(float) v[mm];
    for (j=mm-1;j>=1;j--) {           Use ordinary floating arithmetic to get an initial ap-
        fv *= BI;                       proximation.
        fv += v[j];
    }
    fu=1.0/sqrt(fv);
    for (j=1;j<=n;j++) {
        i=(int) fu;
        u[j]=(unsigned char) i;
    }
}

```

```

    fu=256.0*(fu-i);
}
for (;;) {
    mpmul(r,u,u,n,n);           Iterate Newton's rule to convergence.
                                Construct  $S = (3 - VU^2)/2$ .
    mplsh(r,n);
    mpmul(s,r,v,n,IMIN(m,n));
    mplsh(s,n);
    mpneg(s,n);
    s[1] -= 253;
    mpsdv(s,s,n,2,&ir);
    for (j=2;j<n;j++) {        If fractional part of  $S$  is not zero, it has not converged
        if (s[j]) {           to 1.
            mpmul(r,s,u,n,n);   Replace  $U$  by  $SU$ .
            mpmov(u,&r[1],n);
            break;
        }
    }
    if (j<n) continue;
    mpmul(r,u,v,n,IMIN(m,n));   Get square root from reciprocal and return.
    mpmov(w,&r[1],n);
    free_cvector(s,1,n<<1);
    free_cvector(r,1,n<<1);
    return;
}
}

```

We already mentioned that radix conversion to decimal is a merely cosmetic operation that should normally be omitted. The simplest way to convert a fraction to decimal is to multiply it repeatedly by 10, picking off (and subtracting) the resulting integer part. This, has an operations count of  $O(N^2)$ , however, since each liberated decimal digit takes an  $O(N)$  operation. It is possible to do the radix conversion as a fast operation by a “divide and conquer” strategy, in which the fraction is (fast) multiplied by a large power of 10, enough to move about half the desired digits to the left of the radix point. The integer and fractional pieces are now processed independently, each further subdivided. If our goal were a few billion digits of  $\pi$ , instead of a few thousand, we would need to implement this scheme. For present purposes, the following lazy routine is adequate:

```
#define IAZ 48
```

```

void mp2dfr(unsigned char a[], unsigned char s[], int n, int *m)
Converts a radix 256 fraction a[1..n] (radix point before a[1]) to a decimal fraction represented as an ascii string s[1..m], where m is a returned value. The input array a[1..n] is destroyed. NOTE: For simplicity, this routine implements a slow ( $\propto N^2$ ) algorithm. Fast ( $\propto N \ln N$ ), more complicated, radix conversion algorithms do exist.
{
    void mplsh(unsigned char u[], int n);
    void mpsmu(unsigned char w[], unsigned char u[], int n, int iv);
    int j;

    *m=(int) (2.408*n);
    for (j=1;j<=*m;j++) {
        mpsmu(a,a,n,10);
        s[j]=a[1]+IAZ;
        mplsh(a,n);
    }
}

```

Finally, then, we arrive at a routine implementing equations (20.6.1) and (20.6.2):

```

3.1415926535897932384626433832795028841971693993751058209749445923078164062
862089986280348253421170679821480865132823066470938446095505822317253594081
284811174502841027019385211055596446229489549303819644288109756659334461284
756482337867831652712019091456485669234603486104543266482133936072602491412
737245870066063155881748815209209628292540917153643678925903600113305305488
204665213841469519415116094330572703657595919530921861173819326117931051185
480744623799627495673518857527248912279381830119491298336733624406566430860
213949463952247371907021798609437027705392171762931767523846748184676694051
320005681271452635608277857713427577896091736371787214684409012249534301465
495853710507922796892589235420199561121290219608640344181598136297747713099
605187072113499999983729780499510597317328160963185950244594553469083026425
223082533446850352619311881710100031378387528865875332083814206171776691473
035982534904287554687311595628638823537875937519577818577805321712268066130
019278766111959092164201989380952572010654858632788659361533818279682303019
520353018529689957736225994138912497217752834791315155748572424541506959508
295331168617278558890750983817546374649393192550604009277016711390098488240
128583616035637076601047101819429555961989467678374494482553797747268471040
475346462080466842590694912933136770289891521047521620569660240580381501935
112533824300355876402474964732639141992726042699227967823547816360093417216
412199245863150302861829745557067498385054945885869269956909272107975093029
553211653449872027559602364806654991198818347977535663698074265425278625518
18417574672890977727938000816470600161452491921732172147723501414419735685
481613611573525521334757418494684385233239073941433345477624168625189835694
855620992192221842725502542568876717904946016534668049886272327917860857843
838279679766814541009538837863609506800642251252051173929848960841284886269
45604241965285022106611863067442786220391949450471237137869609563643719172
874677646575739624138908658326459958133904780275900994657640789512694683983
525957098258226205224894077267194782684826014769909026401363944374553050682
034962524517493996514314298091906592509372216964615157098583874105978859597
729754989301617539284681382686838689427741559918559252459539594310499725246
808459872736446958486538367362226260991246080512438843904512441365497627807
977156914359977001296160894416948685558484063534220722258284886481584560285

```

Figure 20.6.1. The first 2398 decimal digits of  $\pi$ , computed by the routines in this section.

```

#include <stdio.h>
#include "nrutil.h"
#define IAOFF 48

void mppi(int n)
Demonstrate multiple precision routines by calculating and printing the first n bytes of  $\pi$ .
{
    void mp2dfr(unsigned char a[], unsigned char s[], int n, int *m);
    void mpadd(unsigned char w[], unsigned char u[], unsigned char v[], int n);
    void mpinv(unsigned char u[], unsigned char v[], int n, int m);
    void mplsh(unsigned char u[], int n);
    void mpmov(unsigned char u[], unsigned char v[], int n);
    void mpmul(unsigned char w[], unsigned char u[], unsigned char v[], int n,
               int m);
    void mpsdv(unsigned char w[], unsigned char u[], int n, int iv, int *ir);
    void mpsqrt(unsigned char w[], unsigned char u[], unsigned char v[], int n,
               int m);
    int ir,j,m;
    unsigned char mm,*x,*y,*sx,*sxi,*t,*s,*pi;

    x=cvector(1,n+1);
    y=cvector(1,n<<1);
    sx=cvector(1,n);
    sxi=cvector(1,n);
    t=cvector(1,n<<1);
    s=cvector(1,3*n);
    pi=cvector(1,n+1);
    t[1]=2;
    for (j=2;j<=n;j++) t[j]=0;

```

Set  $T = 2$ .

```

mpsqrt(x,x,t,n,n);          Set  $X_0 = \sqrt{2}$ .
mpadd(pi,t,x,n);          Set  $\pi_0 = 2 + \sqrt{2}$ .
mplsh(pi,n);
mpsqrt(sx,sxi,x,n,n);     Set  $Y_0 = 2^{1/4}$ .
mpmov(y,sx,n);
for (;;) {
  mpadd(x,sx,sxi,n);      Set  $X_{i+1} = (X_i^{1/2} + X_i^{-1/2})/2$ .
  mpsdv(x,&x[1],n,2,&ir);
  mpsqrt(sx,sxi,x,n,n);   Form the temporary  $T = Y_i X_{i+1}^{1/2} + X_{i+1}^{-1/2}$ .
  mpmul(t,y,sx,n,n);
  mpadd(&t[1],&t[1],sxi,n);
  x[1]++;                Increment  $X_{i+1}$  and  $Y_i$  by 1.
  y[1]++;
  mpinv(s,y,n,n);         Set  $Y_{i+1} = T/(Y_i + 1)$ .
  mpmul(y,&t[2],s,n,n);
  mplsh(y,n);
  mpmul(t,x,s,n,n);       Form temporary  $T = (X_{i+1} + 1)/(Y_i + 1)$ .
  mm=t[2]-1;             If  $T = 1$  then we have converged.
  for (j=3;j<=n;j++) {
    if (t[j] != mm) break;
  }
  m=t[n+1]-mm;
  if (j <= n || m > 1 || m < -1) {
    mpmul(s,pi,&t[1],n,n);   Set  $\pi_{i+1} = T\pi_i$ .
    mpmov(pi,&s[1],n);
    continue;
  }
  printf("pi=\n");
  s[1]=pi[1]+IAOFF;
  s[2]='.';
  m=mm;
  mp2dfr(&pi[1],&s[2],n-1,&m);
  Convert to decimal for printing. NOTE: The conversion routine, for this demonstration
  only, is a slow ( $\propto N^2$ ) algorithm. Fast ( $\propto N \ln N$ ), more complicated, radix conversion
  algorithms do exist.
  s[m+3]=0;
  printf(" %64s\n",&s[1]);
  free_cvector(pi,1,n+1);
  free_cvector(s,1,3*n);
  free_cvector(t,1,n<<1);
  free_cvector(sxi,1,n);
  free_cvector(sx,1,n);
  free_cvector(y,1,n<<1);
  free_cvector(x,1,n+1);
  return;
}
}

```

Figure 20.6.1 gives the result, computed with  $n = 1000$ . As an exercise, you might enjoy checking the first hundred digits of the figure against the first 12 terms of Ramanujan's celebrated identity [3]

$$\frac{1}{\pi} = \frac{\sqrt{8}}{9801} \sum_{n=0}^{\infty} \frac{(4n)!(1103 + 26390n)}{(n! 396^n)^4} \quad (20.6.6)$$

using the above routines. You might also use the routines to verify that the number  $2^{512} + 1$  is not a prime, but has factors 2,424,833 and 7,455,602,825,647,884,208,337,395,736,200,454,918,783,366,342,657 (which are in fact prime; the remaining prime factor being about  $7.416 \times 10^{98}$ ) [4].

## CITED REFERENCES AND FURTHER READING:

- Borwein, J.M., and Borwein, P.B. 1987, *Pi and the AGM: A Study in Analytic Number Theory and Computational Complexity* (New York: Wiley). [1]
- Knuth, D.E. 1981, *Seminumerical Algorithms*, 2nd ed., vol. 2 of *The Art of Computer Programming* (Reading, MA: Addison-Wesley), §4.3. [2]
- Ramanujan, S. 1927, *Collected Papers of Srinivasa Ramanujan*, G.H. Hardy, P.V. Seshu Aiyar, and B.M. Wilson, eds. (Cambridge, U.K.: Cambridge University Press), pp. 23–39. [3]
- Kolata, G. 1990, June 20, *The New York Times*. [4]
- Kronsjö, L. 1987, *Algorithms: Their Complexity and Efficiency*, 2nd ed. (New York: Wiley).

## References

The references collected here are those of general usefulness, usually cited in more than one section of this book. More specialized sources, usually cited in a single section, are not repeated here.

We first list a small number of books that form the nucleus of a recommended personal reference collection on numerical methods, numerical analysis, and closely related subjects. These are the books that we like to have within easy reach.

- Abramowitz, M., and Stegun, I.A. 1964, *Handbook of Mathematical Functions*, Applied Mathematics Series, Volume 55 (Washington: National Bureau of Standards; reprinted 1968 by Dover Publications, New York)
- Acton, F.S. 1970, *Numerical Methods That Work*; 1990, corrected edition (Washington: Mathematical Association of America)
- Ames, W.F. 1977, *Numerical Methods for Partial Differential Equations*, 2nd ed. (New York: Academic Press)
- Bratley, P., Fox, B.L., and Schrage, E.L. 1983, *A Guide to Simulation* (New York: Springer-Verlag)
- Dahlquist, G., and Bjorck, A. 1974, *Numerical Methods* (Englewood Cliffs, NJ: Prentice-Hall)
- Delves, L.M., and Mohamed, J.L. 1985, *Computational Methods for Integral Equations* (Cambridge, U.K.: Cambridge University Press)
- Dennis, J.E., and Schnabel, R.B. 1983, *Numerical Methods for Unconstrained Optimization and Nonlinear Equations* (Englewood Cliffs, NJ: Prentice-Hall)
- Gill, P.E., Murray, W., and Wright, M.H. 1991, *Numerical Linear Algebra and Optimization*, vol. 1 (Redwood City, CA: Addison-Wesley)
- Golub, G.H., and Van Loan, C.F. 1989, *Matrix Computations*, 2nd ed. (Baltimore: Johns Hopkins University Press)
- Oppenheim, A.V., and Schaffer, R.W. 1989, *Discrete-Time Signal Processing* (Englewood Cliffs, NJ: Prentice-Hall)
- Ralston, A., and Rabinowitz, P. 1978, *A First Course in Numerical Analysis*, 2nd ed. (New York: McGraw-Hill)
- Sedgewick, R. 1988, *Algorithms*, 2nd ed. (Reading, MA: Addison-Wesley)
- Stoer, J., and Bulirsch, R. 1980, *Introduction to Numerical Analysis* (New York: Springer-Verlag)
- Wilkinson, J.H., and Reinsch, C. 1971, *Linear Algebra*, vol. II of *Handbook for Automatic Computation* (New York: Springer-Verlag)

We next list the larger collection of books, which, in our view, should be included in any serious research library on computing, numerical methods, or analysis.

- Bevington, P.R. 1969, *Data Reduction and Error Analysis for the Physical Sciences* (New York: McGraw-Hill)
- Bloomfield, P. 1976, *Fourier Analysis of Time Series – An Introduction* (New York: Wiley)
- Bowers, R.L., and Wilson, J.R. 1991, *Numerical Modeling in Applied Physics and Astrophysics* (Boston: Jones & Bartlett)
- Brent, R.P. 1973, *Algorithms for Minimization without Derivatives* (Englewood Cliffs, NJ: Prentice-Hall)
- Brigham, E.O. 1974, *The Fast Fourier Transform* (Englewood Cliffs, NJ: Prentice-Hall)
- Brownlee, K.A. 1965, *Statistical Theory and Methodology*, 2nd ed. (New York: Wiley)
- Bunch, J.R., and Rose, D.J. (eds.) 1976, *Sparse Matrix Computations* (New York: Academic Press)
- Canuto, C., Hussaini, M.Y., Quarteroni, A., and Zang, T.A. 1988, *Spectral Methods in Fluid Dynamics* (New York: Springer-Verlag)
- Carnahan, B., Luther, H.A., and Wilkes, J.O. 1969, *Applied Numerical Methods* (New York: Wiley)
- Champeney, D.C. 1973, *Fourier Transforms and Their Physical Applications* (New York: Academic Press)
- Childers, D.G. (ed.) 1978, *Modern Spectrum Analysis* (New York: IEEE Press)
- Cooper, L., and Steinberg, D. 1970, *Introduction to Methods of Optimization* (Philadelphia: Saunders)
- Dantzig, G.B. 1963, *Linear Programming and Extensions* (Princeton, NJ: Princeton University Press)
- Devroye, L. 1986, *Non-Uniform Random Variate Generation* (New York: Springer-Verlag)
- Dongarra, J.J., et al. 1979, *LINPACK User's Guide* (Philadelphia: S.I.A.M.)
- Downie, N.M., and Heath, R.W. 1965, *Basic Statistical Methods*, 2nd ed. (New York: Harper & Row)
- Duff, I.S., and Stewart, G.W. (eds.) 1979, *Sparse Matrix Proceedings 1978* (Philadelphia: S.I.A.M.)
- Elliott, D.F., and Rao, K.R. 1982, *Fast Transforms: Algorithms, Analyses, Applications* (New York: Academic Press)
- Fike, C.T. 1968, *Computer Evaluation of Mathematical Functions* (Englewood Cliffs, NJ: Prentice-Hall)
- Forsythe, G.E., Malcolm, M.A., and Moler, C.B. 1977, *Computer Methods for Mathematical Computations* (Englewood Cliffs, NJ: Prentice-Hall)
- Forsythe, G.E., and Moler, C.B. 1967, *Computer Solution of Linear Algebraic Systems* (Englewood Cliffs, NJ: Prentice-Hall)
- Gass, S.T. 1969, *Linear Programming*, 3rd ed. (New York: McGraw-Hill)
- Gear, C.W. 1971, *Numerical Initial Value Problems in Ordinary Differential Equations* (Englewood Cliffs, NJ: Prentice-Hall)
- Goodwin, E.T. (ed.) 1961, *Modern Computing Methods*, 2nd ed. (New York: Philosophical Library)
- Gottlieb, D. and Orszag, S.A. 1977, *Numerical Analysis of Spectral Methods: Theory and Applications* (Philadelphia: S.I.A.M.)
- Hackbusch, W. 1985, *Multi-Grid Methods and Applications* (New York: Springer-Verlag)

- Hamming, R.W. 1962, *Numerical Methods for Engineers and Scientists*; reprinted 1986 (New York: Dover)
- Hart, J.F., et al. 1968, *Computer Approximations* (New York: Wiley)
- Hastings, C. 1955, *Approximations for Digital Computers* (Princeton: Princeton University Press)
- Hildebrand, F.B. 1974, *Introduction to Numerical Analysis*, 2nd ed.; reprinted 1987 (New York: Dover)
- Hoel, P.G. 1971, *Introduction to Mathematical Statistics*, 4th ed. (New York: Wiley)
- Horn, R.A., and Johnson, C.R. 1985, *Matrix Analysis* (Cambridge: Cambridge University Press)
- Householder, A.S. 1970, *The Numerical Treatment of a Single Nonlinear Equation* (New York: McGraw-Hill)
- Huber, P.J. 1981, *Robust Statistics* (New York: Wiley)
- Isaacson, E., and Keller, H.B. 1966, *Analysis of Numerical Methods* (New York: Wiley)
- Jacobs, D.A.H. (ed.) 1977, *The State of the Art in Numerical Analysis* (London: Academic Press)
- Johnson, L.W., and Riess, R.D. 1982, *Numerical Analysis*, 2nd ed. (Reading, MA: Addison-Wesley)
- Kahaner, D., Moler, C., and Nash, S. 1989, *Numerical Methods and Software* (Englewood Cliffs, NJ: Prentice Hall)
- Keller, H.B. 1968, *Numerical Methods for Two-Point Boundary-Value Problems* (Waltham, MA: Blaisdell)
- Knuth, D.E. 1968, *Fundamental Algorithms*, vol. 1 of *The Art of Computer Programming* (Reading, MA: Addison-Wesley)
- Knuth, D.E. 1981, *Seminumerical Algorithms*, 2nd ed., vol. 2 of *The Art of Computer Programming* (Reading, MA: Addison-Wesley)
- Knuth, D.E. 1973, *Sorting and Searching*, vol. 3 of *The Art of Computer Programming* (Reading, MA: Addison-Wesley)
- Koonin, S.E., and Meredith, D.C. 1990, *Computational Physics, Fortran Version* (Redwood City, CA: Addison-Wesley)
- Kuenzi, H.P., Tzschach, H.G., and Zehnder, C.A. 1971, *Numerical Methods of Mathematical Optimization* (New York: Academic Press)
- Lanczos, C. 1956, *Applied Analysis*; reprinted 1988 (New York: Dover)
- Land, A.H., and Powell, S. 1973, *Fortran Codes for Mathematical Programming* (London: Wiley-Interscience)
- Lawson, C.L., and Hanson, R. 1974, *Solving Least Squares Problems* (Englewood Cliffs, NJ: Prentice-Hall)
- Lehmann, E.L. 1975, *Nonparametrics: Statistical Methods Based on Ranks* (San Francisco: Holden-Day)
- Luke, Y.L. 1975, *Mathematical Functions and Their Approximations* (New York: Academic Press)
- Magnus, W., and Oberhettinger, F. 1949, *Formulas and Theorems for the Functions of Mathematical Physics* (New York: Chelsea)
- Martin, B.R. 1971, *Statistics for Physicists* (New York: Academic Press)
- Mathews, J., and Walker, R.L. 1970, *Mathematical Methods of Physics*, 2nd ed. (Reading, MA: W.A. Benjamin/Addison-Wesley)
- von Mises, R. 1964, *Mathematical Theory of Probability and Statistics* (New York: Academic Press)
- Murty, K.G. 1976, *Linear and Combinatorial Programming* (New York: Wiley)
- Norusis, M.J. 1982, *SPSS Introductory Guide: Basic Statistics and Operations*; and 1985, *SPSS-X Advanced Statistics Guide* (New York: McGraw-Hill)

Sample page from NUMERICAL RECIPES IN C: THE ART OF SCIENTIFIC COMPUTING (ISBN 0-521-43108-5)  
 Copyright (C) 1988-1992 by Cambridge University Press. Programs Copyright (C) 1988-1992 by Numerical Recipes Software.  
 Permission is granted for internet users to make one paper copy for their own personal use. Further reproduction, or any copying of machine-readable files (including this one), to any server computer, is strictly prohibited. To order Numerical Recipes books or CDROMs, visit website <http://www.nr.com> or call 1-800-872-7423 (North America only), or send email to [directcustserv@cambridge.org](mailto:directcustserv@cambridge.org) (outside North America).



- Nussbaumer, H.J. 1982, *Fast Fourier Transform and Convolution Algorithms* (New York: Springer-Verlag)
- Ortega, J., and Rheinboldt, W. 1970, *Iterative Solution of Nonlinear Equations in Several Variables* (New York: Academic Press)
- Ostrowski, A.M. 1966, *Solutions of Equations and Systems of Equations*, 2nd ed. (New York: Academic Press)
- Polak, E. 1971, *Computational Methods in Optimization* (New York: Academic Press)
- Rice, J.R. 1983, *Numerical Methods, Software, and Analysis* (New York: McGraw-Hill)
- Richtmyer, R.D., and Morton, K.W. 1967, *Difference Methods for Initial Value Problems*, 2nd ed. (New York: Wiley-Interscience)
- Roache, P.J. 1976, *Computational Fluid Dynamics* (Albuquerque: Hermosa)
- Robinson, E.A., and Treitel, S. 1980, *Geophysical Signal Analysis* (Englewood Cliffs, NJ: Prentice-Hall)
- Smith, B.T., et al. 1976, *Matrix Eigensystem Routines — EISPACK Guide*, 2nd ed., vol. 6 of Lecture Notes in Computer Science (New York: Springer-Verlag)
- Stuart, A., and Ord, J.K. 1987, *Kendall's Advanced Theory of Statistics*, 5th ed. (London: Griffin and Co.) [previous eds. published as Kendall, M., and Stuart, A., *The Advanced Theory of Statistics*]
- Tewarson, R.P. 1973, *Sparse Matrices* (New York: Academic Press)
- Westlake, J.R. 1968, *A Handbook of Numerical Matrix Inversion and Solution of Linear Equations* (New York: Wiley)
- Wilkinson, J.H. 1965, *The Algebraic Eigenvalue Problem* (New York: Oxford University Press)
- Young, D.M., and Gregory, R.T. 1973, *A Survey of Numerical Mathematics*, 2 vols.; reprinted 1988 (New York: Dover)

## Appendix A: Table of Prototype Declarations

We here list ANSI prototype declarations for all the routines in *Numerical Recipes in C*. If, as is preferred, you are using a compiler that implements the ANSI standard, then you should `#include` this listing (or the relevant lines thereof) in each separately compiled source file that contains or references any routine from this book. That will alert your compiler to the fact that our routines do not generally expect argument conversions, and also allow your compiler to point out possible errors in your invocation of our routines.

On the diskette, this Appendix is in the file `nr.h`. An important point about the file on the diskette is that it contains *both* ANSI C and “traditional” or “K&R” style declarations. The ANSI forms are invoked if any of the following macros are defined: `__STDC__`, `ANSI`, or `NRANSI`. (The purpose of the last one is to give you an invocation that does not conflict with other possible uses of the first two names.) If you do have an ANSI compiler it is *essential* that you invoke it with one or more of these macros defined. The typical means for doing so is to include a switch like “`-DANSI`” on the compiler command line.

If you have a “traditional” or “K&R” C compiler, then the above discussion does not apply to you: you do not need the ANSI header file listed here. If you have the diskette `nr.h` file, you will probably find it helpful to `#include nr.h` anyway, *without* setting any of the macros `__STDC__`, `ANSI`, or `NRANSI`. That will at least alert your compiler to the returned value types of our routines. You should of course be sure to use the K&R versions of our programs, as included (along with the primary ANSI versions) on the *Numerical Recipes C Diskette*. Your compiler will do the “usual argument conversions” whether you like it or not, but it will also *undo* them upon entering routines whose arguments have been declared differently from the usual conversions.

Here is a listing of the file `nr.h`:

```
#ifndef _NR_H_
#define _NR_H_

#ifndef _FCOMPLEX_DECLARE_T_
typedef struct FCOMPLEX {float r,i;} fcomplex;
#define _FCOMPLEX_DECLARE_T_
#endif /* _FCOMPLEX_DECLARE_T_ */

#ifndef _ARITHCODE_DECLARE_T_
typedef struct {
```

```

    unsigned long *ilob,*iupb,*ncumfq,jdif,nc,minint,nch,ncum,nrad;
} arithcode;
#define _ARITHCODE_DECLARE_T_
#endif /* _ARITHCODE_DECLARE_T_ */

#ifndef _HUFFCODE_DECLARE_T_
typedef struct {
    unsigned long *icod,*ncod,*left,*right,nch,nodemax;
} huffcode;
#define _HUFFCODE_DECLARE_T_
#endif /* _HUFFCODE_DECLARE_T_ */

#include <stdio.h>

#if defined(__STDC__) || defined(ANSI) || defined(NRANSI) /* ANSI */

void addint(double **uf, double **uc, double **res, int nf);
void airy(float x, float *ai, float *bi, float *aip, float *bip);
void amebsa(float **p, float y[], int ndim, float pb[], float *yb,
    float ftol, float (*funk)(float []), int *iter, float tempr);
void amoeba(float **p, float y[], int ndim, float ftol,
    float (*funk)(float []), int *iter);
float amotry(float **p, float y[], float psum[], int ndim,
    float (*funk)(float []), int ihi, float fac);
float amotsa(float **p, float y[], float psum[], int ndim, float pb[],
    float *yb, float (*funk)(float []), int ihi, float *yhi, float fac);
void anneal(float x[], float y[], int iorder[], int ncity);
double anorm2(double **a, int n);
void arcmak(unsigned long nfreq[], unsigned long nchh, unsigned long nradd,
    arithcode *acode);
void arcade(unsigned long *ich, unsigned char **codep, unsigned long *lcode,
    unsigned long *lcd, int isign, arithcode *acode);
void arcsum(unsigned long iin[], unsigned long iout[], unsigned long ja,
    int nwk, unsigned long nrad, unsigned long nc);
void asolve(unsigned long n, double b[], double x[], int itrns);
void atimes(unsigned long n, double x[], double r[], int itrns);
void avevar(float data[], unsigned long n, float *ave, float *var);
void balanc(float **a, int n);
void banbks(float **a, unsigned long n, int m1, int m2, float **al,
    unsigned long indx[], float b[]);
void bandec(float **a, unsigned long n, int m1, int m2, float **al,
    unsigned long indx[], float *d);
void banmul(float **a, unsigned long n, int m1, int m2, float x[], float b[]);
void bcucof(float y[], float y1[], float y2[], float y12[], float d1,
    float d2, float **c);
void bcuint(float y[], float y1[], float y2[], float y12[],
    float x1l, float x1u, float x2l, float x2u, float x1,
    float x2, float *ansy, float *ansy1, float *ansy2);
void beschb(double x, double *gam1, double *gam2, double *gampl,
    double *gammi);
float bessi(int n, float x);
float bessi0(float x);
float bessi1(float x);
void bessik(float x, float xnu, float *ri, float *rk, float *rip,
    float *rpk);
float bessj(int n, float x);
float bessj0(float x);
float bessj1(float x);
void bessjy(float x, float xnu, float *rj, float *ry, float *rjp,
    float *ryp);
float bessk(int n, float x);
float bessk0(float x);
float bessk1(float x);
float bessy(int n, float x);

```

Sample page from NUMERICAL RECIPES IN C: THE ART OF SCIENTIFIC COMPUTING (ISBN 0-521-43108-5)  
 Copyright (C) 1988-1992 by Cambridge University Press. Programs Copyright (C) 1988-1992 by Numerical Recipes Software.  
 Permission is granted for internet users to make one paper copy for their own personal use. Further reproduction, or any copying of machine-  
 readable files (including this one), to any server computer, is strictly prohibited. To order Numerical Recipes books or CDROMs, visit website  
<http://www.nr.com> or call 1-800-872-7423 (North America only), or send email to [directcustserv@cambridge.org](mailto:directcustserv@cambridge.org) (outside North America).

```

float bessy0(float x);
float bessy1(float x);
float beta(float z, float w);
float betacf(float a, float b, float x);
float betai(float a, float b, float x);
float bico(int n, int k);
void bksub(int ne, int nb, int jf, int k1, int k2, float ***c);
float bnldev(float pp, int n, long *idum);
float brent(float ax, float bx, float cx,
    float (*f)(float), float tol, float *xmin);
void broydn(float x[], int n, int *check,
    void (*vecfunc)(int, float [], float []));
void bsstep(float y[], float dydx[], int nv, float *xx, float htry,
    float eps, float yscal[], float *hdid, float *hnext,
    void (*derivs)(float, float [], float []));
void caldat(long julian, int *mm, int *id, int *iyyy);
void chder(float a, float b, float c[], float cder[], int n);
float chebev(float a, float b, float c[], int m, float x);
void chebft(float a, float b, float c[], int n, float (*func)(float));
void chebpc(float c[], float d[], int n);
void chint(float a, float b, float c[], float cint[], int n);
float chixy(float bang);
void choldc(float **a, int n, float p[]);
void cholsl(float **a, int n, float p[], float b[], float x[]);
void chsone(float bins[], float ebins[], int nbins, int knstrn,
    float *df, float *chsq, float *prob);
void chstwo(float bins1[], float bins2[], int nbins, int knstrn,
    float *df, float *chsq, float *prob);
void cisi(float x, float *ci, float *si);
void cntab1(int **nn, int ni, int nj, float *chisq,
    float *df, float *prob, float *cramrv, float *ccc);
void cntab2(int **nn, int ni, int nj, float *h, float *hx, float *hy,
    float *hygx, float *hxgy, float *uygx, float *uxgy, float *uxy);
void convlv(float data[], unsigned long n, float respns[], unsigned long m,
    int isign, float ans[]);
void copy(double **aout, double **ain, int n);
void correl(float data1[], float data2[], unsigned long n, float ans[]);
void cosft(float y[], int n, int isign);
void cosft1(float y[], int n);
void cosft2(float y[], int n, int isign);
void covsrt(float **covar, int ma, int ia[], int mfit);
void crank(unsigned long n, float w[], float *s);
void cyclic(float a[], float b[], float c[], float alpha, float beta,
    float r[], float x[], unsigned long n);
void daub4(float a[], unsigned long n, int isign);
float dawson(float x);
float dbrent(float ax, float bx, float cx,
    float (*f)(float), float (*df)(float), float tol, float *xmin);
void ddpoly(float c[], int nc, float x, float pd[], int nd);
int decchk(char string[], int n, char *ch);
void derivs(float x, float y[], float dydx[]);
float dfidim(float x);
void dfour1(double data[], unsigned long nn, int isign);
void dfpmin(float p[], int n, float gtol, int *iter, float *fret,
    float (*func)(float []), void (*dfunc)(float [], float []));
float dfridr(float (*func)(float), float x, float h, float *err);
void dftcor(float w, float delta, float a, float b, float endpts[],
    float *corre, float *corim, float *corfac);
void dftint(float (*func)(float), float a, float b, float w,
    float *cosint, float *sinint);
void difeq(int k, int k1, int k2, int jsf, int is1, int isf,
    int indexv[], int ne, float **s, float **y);
void dlinmin(float p[], float xi[], int n, float *fret,
    float (*func)(float []), void (*dfunc)(float [], float []));

```

Sample page from NUMERICAL RECIPES IN C: THE ART OF SCIENTIFIC COMPUTING (ISBN 0-521-43108-5)  
 Copyright (C) 1988-1992 by Cambridge University Press. Programs Copyright (C) 1988-1992 by Numerical Recipes Software.  
 Permission is granted for internet users to make one paper copy for their own personal use. Further reproduction, or any copying of machine-  
 readable files (including this one), to any server computer, is strictly prohibited. To order Numerical Recipes books or CDROMs, visit website  
<http://www.nr.com> or call 1-800-872-7423 (North America only), or send email to [directcustserv@cambridge.org](mailto:directcustserv@cambridge.org) (outside North America).

```

double dpythag(double a, double b);
void drealft(double data[], unsigned long n, int isign);
void dsprsx(double sa[], unsigned long ija[], double x[], double b[],
  unsigned long n);
void dsprstx(double sa[], unsigned long ija[], double x[], double b[],
  unsigned long n);
void dsvbksb(double **u, double w[], double **v, int m, int n, double b[],
  double x[]);
void dsvdcmp(double **a, int m, int n, double w[], double **v);
void eclass(int nf[], int n, int lista[], int listb[], int m);
void eclazz(int nf[], int n, int (*equiv)(int, int));
float ei(float x);
void eigrst(float d[], float **v, int n);
float elle(float phi, float ak);
float ellf(float phi, float ak);
float ellpi(float phi, float en, float ak);
void elmhes(float **a, int n);
float erfcc(float x);
float erff(float x);
float erffc(float x);
void eulsum(float *sum, float term, int jterm, float wksp[]);
float evlmem(float fdt, float d[], int m, float xms);
float expdev(long *idum);
float expint(int n, float x);
float f1(float x);
float f1dim(float x);
float f2(float y);
float f3(float z);
float factln(int n);
float factrl(int n);
void fasper(float x[], float y[], unsigned long n, float ofac, float hifac,
  float wk1[], float wk2[], unsigned long nwk, unsigned long *nout,
  unsigned long *jmax, float *prob);
void fdjac(int n, float x[], float fvec[], float **df,
  void (*vecfunc)(int, float [], float []));
void fgauss(float x, float a[], float *y, float dyda[], int na);
void fill0(double **u, int n);
void fit(float x[], float y[], int ndata, float sig[], int mwt,
  float *a, float *b, float *siga, float *sigb, float *chi2, float *q);
void fitexy(float x[], float y[], int ndat, float sigx[], float sigy[],
  float *a, float *b, float *siga, float *sigb, float *chi2, float *q);
void fixrts(float d[], int m);
void fleg(float x, float pl[], int nl);
void flmoon(int n, int nph, long *jd, float *frac);
float fmin(float x[]);
void four1(float data[], unsigned long nn, int isign);
void fourew(FILE *file[5], int *na, int *nb, int *nc, int *nd);
void fourfs(FILE *file[5], unsigned long nn[], int ndim, int isign);
void fourn(float data[], unsigned long nn[], int ndim, int isign);
void fpoly(float x, float p[], int np);
void fred2(int n, float a, float b, float t[], float f[], float w[],
  float (*g)(float), float (*ak)(float, float));
float fredin(float x, int n, float a, float b, float t[], float f[], float w[],
  float (*g)(float), float (*ak)(float, float));
void frenel(float x, float *s, float *c);
void frprmn(float p[], int n, float ftol, int *iter, float *fret,
  float (*func)(float []), void (*dfunc)(float [], float []));
void ftest(float data1[], unsigned long n1, float data2[], unsigned long n2,
  float *f, float *prob);
float gamdev(int ia, long *idum);
float gammln(float xx);
float gammf(float a, float x);
float gammq(float a, float x);
float gasdev(long *idum);

```

Sample page from NUMERICAL RECIPES IN C: THE ART OF SCIENTIFIC COMPUTING (ISBN 0-521-43108-5)  
 Copyright (C) 1988-1992 by Cambridge University Press. Programs Copyright (C) 1988-1992 by Numerical Recipes Software.  
 Permission is granted for internet users to make one paper copy for their own personal use. Further reproduction, or any copying of machine-  
 readable files (including this one), to any server computer, is strictly prohibited. To order Numerical Recipes books or CDROMs, visit website  
<http://www.nr.com> or call 1-800-872-7423 (North America only), or send email to [directcustserv@cambridge.org](mailto:directcustserv@cambridge.org) (outside North America).

```

void gaucof(int n, float a[], float b[], float amu0, float x[], float w[]);
void gauher(float x[], float w[], int n);
void gaujac(float x[], float w[], int n, float alf, float bet);
void gaulag(float x[], float w[], int n, float alf);
void gauleg(float x1, float x2, float x[], float w[], int n);
void gaussj(float **a, int n, float **b, int m);
void gcf(float *gammcf, float a, float x, float *gln);
float golden(float ax, float bx, float cx, float (*f)(float), float tol,
float *xmin);
void gser(float *gamser, float a, float x, float *gln);
void hpsel(unsigned long m, unsigned long n, float arr[], float heap[]);
void hpsort(unsigned long n, float ra[]);
void hqr(float **a, int n, float wr[], float wi[]);
void hufapp(unsigned long index[], unsigned long nprob[], unsigned long n,
unsigned long i);
void hufdec(unsigned long *ich, unsigned char *code, unsigned long lcode,
unsigned long *nb, huffcode *hcode);
void hufenc(unsigned long ich, unsigned char **codep, unsigned long *lcode,
unsigned long *nb, huffcode *hcode);
void hufmak(unsigned long nfreq[], unsigned long nchin, unsigned long *ilong,
unsigned long *nlong, huffcode *hcode);
void hunt(float xx[], unsigned long n, float x, unsigned long *jlo);
void hypdrv(float s, float yy[], float dyyds[]);
fcomplex hypgeo(fcomplex a, fcomplex b, fcomplex c, fcomplex z);
void hypser(fcomplex a, fcomplex b, fcomplex c, fcomplex z,
fcomplex *series, fcomplex *deriv);
unsigned short icrc(unsigned short crc, unsigned char *bufptr,
unsigned long len, short jinit, int jrev);
unsigned short icrc1(unsigned short crc, unsigned char onech);
unsigned long igray(unsigned long n, int is);
void iindex(unsigned long n, long arr[], unsigned long indx[]);
void indexx(unsigned long n, float arr[], unsigned long indx[]);
void interp(double **uf, double **uc, int nf);
int irbit1(unsigned long *iseed);
int irbit2(unsigned long *iseed);
void jacobi(float **a, int n, float d[], float **v, int *nrot);
void jacobn(float x, float y[], float dfdx[], float **dfdy, int n);
long julday(int mm, int id, int iyyy);
void kendl1(float data1[], float data2[], unsigned long n, float *tau, float *z,
float *prob);
void kendl2(float **tab, int i, int j, float *tau, float *z, float *prob);
void kermom(double w[], double y, int m);
void ks2d1s(float x1[], float y1[], unsigned long n1,
void (*quadvl)(float, float, float *, float *, float *, float *),
float *d1, float *prob);
void ks2d2s(float x1[], float y1[], unsigned long n1, float x2[], float y2[],
unsigned long n2, float *d, float *prob);
void ksone(float data[], unsigned long n, float (*func)(float), float *d,
float *prob);
void kstwo(float data1[], unsigned long n1, float data2[], unsigned long n2,
float *d, float *prob);
void laguer(fcomplex a[], int m, fcomplex *x, int *its);
void lfit(float x[], float y[], float sig[], int ndat, float a[], int ia[],
int ma, float **covar, float *chisq, void (*funcs)(float, float [], int));
void linbcg(unsigned long n, double b[], double x[], int itol, double tol,
int itmax, int *iter, double *err);
void linmin(float p[], float xi[], int n, float *fret,
float (*func)(float []));
void lnsrc(int n, float xold[], float fold, float g[], float p[], float x[],
float *f, float stpmax, int *check, float (*func)(float []));
void load(float x1, float v[], float y[]);
void load1(float x1, float v1[], float y[]);
void load2(float x2, float v2[], float y[]);
void locate(float xx[], unsigned long n, float x, unsigned long *j);

```

Sample page from NUMERICAL RECIPES IN C: THE ART OF SCIENTIFIC COMPUTING (ISBN 0-521-43108-5)  
Copyright (C) 1988-1992 by Cambridge University Press. Programs Copyright (C) 1988-1992 by Numerical Recipes Software.  
Permission is granted for internet users to make one paper copy for their own personal use. Further reproduction, or any copying of machine-  
readable files (including this one), to any server computer, is strictly prohibited. To order Numerical Recipes books or CDROMs, visit website  
<http://www.nr.com> or call 1-800-872-7423 (North America only), or send email to [directcustserv@cambridge.org](mailto:directcustserv@cambridge.org) (outside North America).

```

void lop(double **out, double **u, int n);
void lubksb(float **a, int n, int *indx, float b[]);
void ludcmp(float **a, int n, int *indx, float *d);
void machar(int *ibeta, int *it, int *irnd, int *ngrd,
            int *machep, int *negep, int *iexp, int *minexp, int *maxexp,
            float *eps, float *epsneg, float *xmin, float *xmax);
void matadd(double **a, double **b, double **c, int n);
void matsub(double **a, double **b, double **c, int n);
void medfit(float x[], float y[], int ndata, float *a, float *b, float *abdev);
void memcof(float data[], int n, int m, float *xms, float d[]);
int metrop(float de, float t);
void mgfas(double **u, int n, int maxcyc);
void mglin(double **u, int n, int ncycle);
float midexp(float (*funkt)(float), float aa, float bb, int n);
float midinf(float (*funkt)(float), float aa, float bb, int n);
float midpnt(float (*func)(float), float a, float b, int n);
float midsql(float (*funkt)(float), float aa, float bb, int n);
float midsqu(float (*funkt)(float), float aa, float bb, int n);
void miser(float (*func)(float []), float regn[], int ndim, unsigned long npts,
           float dith, float *ave, float *var);
void mmid(float y[], float dydx[], int nvar, float xs, float htot,
          int nstep, float yout[], void (*derivs)(float, float[], float[]));
void mnbrak(float *ax, float *bx, float *cx, float *fa, float *fb,
           float *fc, float (*func)(float));
void mnewt(int ntrial, float x[], int n, float tolx, float tolf);
void moment(float data[], int n, float *ave, float *adev, float *sdev,
           float *var, float *skew, float *curt);
void mp2dfr(unsigned char a[], unsigned char s[], int n, int *m);
void mpadd(unsigned char w[], unsigned char u[], unsigned char v[], int n);
void mpdiv(unsigned char q[], unsigned char r[], unsigned char u[],
           unsigned char v[], int n, int m);
void mpinv(unsigned char u[], unsigned char v[], int n, int m);
void mplsh(unsigned char u[], int n);
void mpmov(unsigned char u[], unsigned char v[], int n);
void mpmul(unsigned char w[], unsigned char u[], unsigned char v[], int n,
           int m);
void mpneg(unsigned char u[], int n);
void mppi(int n);
void mprove(float **a, float **alud, int n, int indx[], float b[],
           float x[]);
void mpsad(unsigned char w[], unsigned char u[], int n, int iv);
void mpsdv(unsigned char w[], unsigned char u[], int n, int iv, int *ir);
void mpsmu(unsigned char w[], unsigned char u[], int n, int iv);
void mpsqrt(unsigned char w[], unsigned char u[], unsigned char v[], int n,
           int m);
void mpsub(int *is, unsigned char w[], unsigned char u[], unsigned char v[],
           int n);
void mrqcof(float x[], float y[], float sig[], int ndata, float a[],
           int ia[], int ma, float **alpha, float beta[], float *chisq,
           void (*funcs)(float, float [], float *, float [], int));
void mrqmin(float x[], float y[], float sig[], int ndata, float a[],
           int ia[], int ma, float **covar, float **alpha, float *chisq,
           void (*funcs)(float, float [], float *, float [], int), float *alamda);
void newt(float x[], int n, int *check,
          void (*vecfunc)(int, float [], float []));
void odeint(float ystart[], int nvar, float x1, float x2,
           float eps, float h1, float hmin, int *nok, int *nbad,
           void (*derivs)(float, float [], float []),
           void (*rkqs)(float [], float [], int, float *, float, float,
           float [], float *, float *, void (*)(float, float [], float [])));
void orthog(int n, float anu[], float alpha[], float beta[], float a[],
           float b[]);
void pade(double cof[], int n, float *resid);
void pcheb(float d[], float c[], int n);

```

Sample page from NUMERICAL RECIPES IN C: THE ART OF SCIENTIFIC COMPUTING (ISBN 0-521-43108-5)  
 Copyright (C) 1988-1992 by Cambridge University Press. Programs Copyright (C) 1988-1992 by Numerical Recipes Software.  
 Permission is granted for internet users to make one paper copy for their own personal use. Further reproduction, or any copying of machine-  
 readable files (including this one) to any server computer, is strictly prohibited. To order Numerical Recipes books or CDROMs, visit website  
<http://www.nr.com> or call 1-800-872-7423 (North America only), or send email to [directcustserv@cambridge.org](mailto:directcustserv@cambridge.org) (outside North America).

```

void pcsfft(float a, float b, float d[], int n);
void pearsn(float x[], float y[], unsigned long n, float *r, float *prob,
float *z);
void period(float x[], float y[], int n, float ofac, float hifac,
float px[], float py[], int np, int *nout, int *jmax, float *prob);
void piksr2(int n, float arr[], float brr[]);
void piksrt(int n, float arr[]);
void pinvs(int ie1, int ie2, int je1, int jsf, int jc1, int k,
float ***c, float **s);
float plgndr(int l, int m, float x);
float poidev(float xm, long *idum);
void polcoe(float x[], float y[], int n, float cof[]);
void polcof(float xa[], float ya[], int n, float cof[]);
void poldiv(float u[], int n, float v[], int nv, float q[], float r[]);
void polin2(float x1a[], float x2a[], float **ya, int m, int n,
float x1, float x2, float *y, float *dy);
void polint(float xa[], float ya[], int n, float x, float *y, float *dy);
void powell(float p[], float **xi, int n, float ftol, int *iter, float *fret,
float (*func)(float []));
void predic(float data[], int ndata, float d[], int m, float future[], int nft);
float probks(float alam);
void psdes(unsigned long *lword, unsigned long *irword);
void pwt(float a[], unsigned long n, int isign);
void pwtset(int n);
float pythag(float a, float b);
void pzextr(int iest, float xest, float yest[], float yz[], float dy[],
int nv);
float qgaus(float (*func)(float), float a, float b);
void qrdcmp(float **a, int n, float *c, float *d, int *sing);
float qromb(float (*func)(float), float a, float b);
float qromo(float (*func)(float), float a, float b,
float (*choose)(float (*)(float), float, float, int));
void qroot(float p[], int n, float *b, float *c, float eps);
void qrsolv(float **a, int n, float c[], float d[], float b[]);
void qrupdt(float **r, float **qt, int n, float u[], float v[]);
float qsimp(float (*func)(float), float a, float b);
float qtrap(float (*func)(float), float a, float b);
float quad3d(float (*func)(float, float, float), float x1, float x2);
void quadct(float x, float y, float xx[], float yy[], unsigned long mn,
float *fa, float *fb, float *fc, float *fd);
void quadmx(float **a, int n);
void quadvl(float x, float y, float *fa, float *fb, float *fc, float *fd);
float ran0(long *idum);
float ran1(long *idum);
float ran2(long *idum);
float ran3(long *idum);
float ran4(long *idum);
void rank(unsigned long n, unsigned long indx[], unsigned long irank[]);
void ranpt(float pt[], float regn[], int n);
void ratint(float xa[], float ya[], int n, float x, float *y, float *dy);
void ratlsq(double (*fn)(double), double a, double b, int mm, int kk,
double cof[], double *dev);
double ratval(double x, double cof[], int mm, int kk);
float rc(float x, float y);
float rd(float x, float y, float z);
void realft(float data[], unsigned long n, int isign);
void rebin(float rc, int nd, float r[], float xin[], float xi[]);
void red(int iz1, int iz2, int jz1, int jz2, int jm1, int jm2, int jmf,
int ic1, int jc1, int jcf, int kc, float ***c, float **s);
void relax(double **u, double **rhs, int n);
void relax2(double **u, double **rhs, int n);
void resid(double **res, double **u, double **rhs, int n);
float revcst(float x[], float y[], int iorder[], int ncity, int n[]);
void reverse(int iorder[], int ncity, int n[]);

```

Sample page from NUMERICAL RECIPES IN C: THE ART OF SCIENTIFIC COMPUTING (ISBN 0-521-43108-5)  
Copyright (C) 1988-1992 by Cambridge University Press. Programs Copyright (C) 1988-1992 by Numerical Recipes Software.  
Permission is granted for internet users to make one paper copy for their own personal use. Further reproduction, or any copying of machine-  
readable files (including this one), to any server computer, is strictly prohibited. To order Numerical Recipes books or CDROMs, visit website  
<http://www.nr.com> or call 1-800-872-7423 (North America only), or send email to [directcustserv@cambridge.org](mailto:directcustserv@cambridge.org) (outside North America).



```

float rf(float x, float y, float z);
float rj(float x, float y, float z, float p);
void rk4(float y[], float dydx[], int n, float x, float h, float yout[],
void (*derivs)(float, float [], float []));
void rkck(float y[], float dydx[], int n, float x, float h,
float yout[], float yerr[], void (*derivs)(float, float [], float []));
void rk dumb(float vstart[], int nvar, float x1, float x2, int nstep,
void (*derivs)(float, float [], float []));
void rkqs(float y[], float dydx[], int n, float *x,
float htry, float eps, float yscal[], float *hdid, float *hnext,
void (*derivs)(float, float [], float []));
void rlft3(float **data, float **speq, unsigned long nn1,
unsigned long nn2, unsigned long nn3, int isign);
float rofunc(float b);
void rotate(float **r, float **qt, int n, int i, float a, float b);
void rsolv(float **a, int n, float d[], float b[]);
void rstrct(double **uc, double **uf, int nc);
float rtbis(float (*func)(float), float x1, float x2, float xacc);
float rtflsp(float (*func)(float), float x1, float x2, float xacc);
float rtnewt(void (*functd)(float, float *, float *), float x1, float x2,
float xacc);
float rtsafe(void (*functd)(float, float *, float *), float x1, float x2,
float xacc);
float rtsec(float (*func)(float), float x1, float x2, float xacc);
void rzextr(int iest, float xest, float yest[], float yz[], float dy[], int nv);
void savgol(float c[], int np, int nl, int nr, int ld, int m);
void score(float xf, float y[], float f[]);
void scrsho(float (*fx)(float));
float select(unsigned long k, unsigned long n, float arr[]);
float selip(unsigned long k, unsigned long n, float arr[]);
void shell(unsigned long n, float a[]);
void shoot(int n, float v[], float f[]);
void shootf(int n, float v[], float f[]);
void simp1(float **a, int mm, int ll[], int nll, int iabf, int *kp,
float *bmax);
void simp2(float **a, int m, int n, int *ip, int kp);
void simp3(float **a, int i1, int k1, int ip, int kp);
void simplx(float **a, int m, int n, int m1, int m2, int m3, int *icase,
int izrov[], int iposv[]);
void simpr(float y[], float dydx[], float dfdx[], float **dfdy,
int n, float xs, float htot, int nstep, float yout[],
void (*derivs)(float, float [], float []));
void sinft(float y[], int n);
void slvsm2(double **u, double **rhs);
void slvsm1(double **u, double **rhs);
void snrndn(float uu, float emmc, float *sn, float *cn, float *dn);
double snrm(unsigned long n, double sx[], int itol);
void sobseq(int *n, float x[]);
void solvde(int itmax, float conv, float slowc, float scalv[],
int indexv[], int ne, int nb, int m, float **y, float ***c, float **s);
void sor(double **a, double **b, double **c, double **d, double **e,
double **f, double **u, int jmax, double rjac);
void sort(unsigned long n, float arr[]);
void sort2(unsigned long n, float arr[], float brr[]);
void sort3(unsigned long n, float ra[], float rb[], float rc[]);
void spctrm(FILE *fp, float p[], int m, int k, int overlap);
void spear(float data1[], float data2[], unsigned long n, float *d, float *zd,
float *probd, float *rs, float *probrs);
void sphbes(int n, float x, float *sj, float *sy, float *sjp, float *syp);
void splie2(float x1a[], float x2a[], float **ya, int m, int n, float **y2a);
void splin2(float x1a[], float x2a[], float **ya, float **y2a, int m, int n,
float x1, float x2, float *y);
void spline(float x[], float y[], int n, float yp1, float ypn, float y2[]);
void splint(float xa[], float ya[], float y2a[], int n, float x, float *y);

```

Sample page from NUMERICAL RECIPES IN C: THE ART OF SCIENTIFIC COMPUTING (ISBN 0-521-43108-5)  
Copyright (C) 1988-1992 by Cambridge University Press. Programs Copyright (C) 1988-1992 by Numerical Recipes Software.  
Permission is granted for internet users to make one paper copy for their own personal use. Further reproduction, or any copying of machine-  
readable files (including this one), to any server computer, is strictly prohibited. To order Numerical Recipes books or CDROMs, visit website  
<http://www.nr.com> or call 1-800-872-7423 (North America only), or send email to [directcustserv@cambridge.org](mailto:directcustserv@cambridge.org) (outside North America).

```

void spread(float y, float yy[], unsigned long n, float x, int m);
void sprsax(float sa[], unsigned long ija[], float x[], float b[],
  unsigned long n);
void sprsin(float **a, int n, float thresh, unsigned long nmax, float sa[],
  unsigned long ija[]);
void sprspm(float sa[], unsigned long ija[], float sb[], unsigned long ijb[],
  float sc[], unsigned long ijc[]);
void sprstm(float sa[], unsigned long ija[], float sb[], unsigned long ijb[],
  float thresh, unsigned long nmax, float sc[], unsigned long ijc[]);
void sprstp(float sa[], unsigned long ija[], float sb[], unsigned long ijb[]);
void sprstx(float sa[], unsigned long ija[], float x[], float b[],
  unsigned long n);
void stifbs(float y[], float dydx[], int nv, float **x,
  float htry, float eps, float yscal[], float *hdid, float *hnext,
  void (*derivs)(float, float [], float []));
void stiff(float y[], float dydx[], int n, float *x,
  float htry, float eps, float yscal[], float *hdid, float *hnext,
  void (*derivs)(float, float [], float []));
void stoerm(float y[], float d2y[], int nv, float xs,
  float htot, int nstep, float yout[],
  void (*derivs)(float, float [], float []));
void svbksb(float **u, float w[], float **v, int m, int n, float b[],
  float x[]);
void svdcmp(float **a, int m, int n, float w[], float **v);
void svdfit(float x[], float y[], float sig[], int ndata, float a[],
  int ma, float **u, float **v, float w[], float *chisq,
  void (*funcs)(float, float [], int));
void svdvar(float **v, int ma, float w[], float **cvm);
void toeplz(float r[], float x[], float y[], int n);
void tptest(float data1[], float data2[], unsigned long n, float *t, float *prob);
void tqli(float d[], float e[], int n, float **z);
float trapzd(float (*func)(float), float a, float b, int n);
void tred2(float **a, int n, float d[], float e[]);
void tridag(float a[], float b[], float c[], float r[], float u[],
  unsigned long n);
float trncst(float x[], float y[], int iorder[], int ncity, int n[]);
void trnspt(int iorder[], int ncity, int n[]);
void tttest(float data1[], unsigned long n1, float data2[], unsigned long n2,
  float *t, float *prob);
void tutest(float data1[], unsigned long n1, float data2[], unsigned long n2,
  float *t, float *prob);
void twofit(float data1[], float data2[], float fft1[], float fft2[],
  unsigned long n);
void vander(double x[], double w[], double q[], int n);
void vegas(float regn[], int ndim, float (*fxn)(float [], float), int init,
  unsigned long ncall, int itmx, int nprn, float *tgral, float *sd,
  float *chi2a);
void voltra(int n, int m, float t0, float h, float *t, float **f,
  float (*g)(int, float), float (*ak)(int, int, float, float));
void wt1(float a[], unsigned long n, int isign,
  void (*wtstep)(float [], unsigned long, int));
void wtn(float a[], unsigned long nn[], int ndim, int isign,
  void (*wtstep)(float [], unsigned long, int));
void wghts(float wghts[], int n, float h,
  void (*kermom)(double [], double, int));
int zbrac(float (*func)(float), float *x1, float *x2);
void zbrak(float (*fx)(float), float x1, float x2, int n, float xb1[],
  float xb2[], int *nb);
float zbrent(float (*func)(float), float x1, float x2, float tol);
void zrhqr(float a[], int m, float rtr[], float rti[]);
float zriddr(float (*func)(float), float x1, float x2, float xacc);
void zroots(fcomplex a[], int m, fcomplex roots[], int polish);

#else /* ANSI */

```

Sample page from NUMERICAL RECIPES IN C: THE ART OF SCIENTIFIC COMPUTING (ISBN 0-521-43108-5)  
 Copyright (C) 1988-1992 by Cambridge University Press. Programs Copyright (C) 1988-1992 by Numerical Recipes Software.  
 Permission is granted for internet users to make one paper copy for their own personal use. Further reproduction, or any copying of machine-  
 readable files (including this one), to any server computer, is strictly prohibited. To order Numerical Recipes books or CDROMs, visit website  
<http://www.nr.com> or call 1-800-872-7423 (North America only), or send email to [directcustserv@cambridge.org](mailto:directcustserv@cambridge.org) (outside North America).

```
/* traditional - K&R */  
  
void addint();  
void airy();  
Rest of traditional declarations are here on the diskette.  
  
#endif /* ANSI */  
  
#endif /* _NR_H_ */
```

Sample page from NUMERICAL RECIPES IN C: THE ART OF SCIENTIFIC COMPUTING (ISBN 0-521-43108-5)  
Copyright (C) 1988-1992 by Cambridge University Press. Programs Copyright (C) 1988-1992 by Numerical Recipes Software.  
Permission is granted for internet users to make one paper copy for their own personal use. Further reproduction, or any copying of machine-readable files (including this one), to any server computer, is strictly prohibited. To order Numerical Recipes books or CDROMs, visit website <http://www.nr.com> or call 1-800-872-7423 (North America only), or send email to [directcustserv@cambridge.org](mailto:directcustserv@cambridge.org) (outside North America).

## Appendix B: Utility Routines

**Non-Copyright Notice:** This Appendix and its utility routines are herewith placed into the public domain. Anyone may copy them freely for any purpose. We of course accept no liability whatsoever for any such use.

The routines listed below are used by many of the Recipes in this book. The first routine, `nrerror`, is invoked to terminate program execution — with an appropriate message — when a fatal error is encountered. The other routines are used to allocate and deallocate memory for vectors and matrices, as explained in detail in §1.2. All memory allocation and deallocation in *Numerical Recipes in C* is done using these routines as intermediaries. Therefore, if you want to allocate memory in some different way, you need change only these routines, not the programs themselves.

On the diskette, these routines are in the file `nrutil.c`. Also listed here is the header file `nrutil.h`. Besides the declarations for the routines in `nrutil.h`, it contains several macros that are used throughout the book. The ideas behind some of these macros were described in §1.2.

### Memory Allocation: Advanced Topics

Two issues regarding vector and matrix memory allocation are worth discussing here: first, a “back-door” compatibility between our matrices and those used by other C software; second, the question of whether our pointer arithmetic for unit-offset vectors and matrices violates the ANSI C standard.

1. *Back-door compatibility.* As explained in §1.2, we *always* allocate matrices via the scheme “pointer to an array of pointers to rows” (shown in Figure 1.2.1). With this scheme, once storage for a matrix is allocated, the top level pointer (the “name” of the matrix) can be used to store a matrix of any size whose dimensions are less than or equal to the size of the dimensions allocated. The only time that the allocated size ever again becomes relevant is when the matrix storage is finally deallocated.

In this scheme, the rows of a matrix need not be stored in physically contiguous storage; each row has its own pointer addressing it (see Figure 1.2.1). However, the allocation routines printed below *in fact* (and by design) allocate an entire matrix as one contiguous block, via a single call to `malloc()`. This “back-door” fact allows you to use matrices created with our routines directly with other software: The address of the first element in a matrix `**a` (usually `&a[1][1]` if `a` has been allocated with a statement like `a=matrix(1,m,1,n)`; but possibly `&a[0][0]` if `a` was created with zero-offsets) is guaranteed to point to the beginning of a contiguous block containing the full physical matrix, stored by rows. This address can be used as an argument to other software. (Note that this other software will generally also need to know the physical size of the matrix, or at least the number of columns.)

2. *Unit-offset vectors.* In §1.2, we described how a unit-offset vector `bb[1..4]` could be obtained from a zero-offset array `b[0..3]` by the pointer arithmetic operation `bb=b-1`. Since `bb` points to one location before `b`, `bb[1]` addresses the same element as `b[0]`, and so on.

Sample page from NUMERICAL RECIPES IN C: THE ART OF SCIENTIFIC COMPUTING (ISBN 0-521-43108-5)  
Copyright (C) 1988-1992 by Cambridge University Press. Programs Copyright (C) 1988-1992 by Numerical Recipes Software.  
Permission is granted for internet users to make one paper copy for their own personal use. Further reproduction, or any copying of machine-readable files (including this one), to any server computer, is strictly prohibited. To order Numerical Recipes books or CDROMs, visit website <http://www.nr.com> or call 1-800-872-7423 (North America only), or send email to [directcustserv@cambridge.org](mailto:directcustserv@cambridge.org) (outside North America).

Strictly speaking, this scheme is not blessed by the ANSI C standard. The problem is *not* the fact that  $b-1$  points to unallocated storage: location  $b-1$  will never be referenced without an increment back into the allocated region. Rather, the problem is that it might happen in rare cases (and probably only on a segmented machine) that the expression  $b-1$  has *no representation at all*. If this occurs, then there is no guarantee that the relation  $b=(b-1)+1$  is satisfied.

In practice, this is much less of a problem than one might think. We are not aware of any compiler or machine on which  $b=(b-n)+n$  fails to be true for small integer  $n$ . Even on a segmented machine, what typically happens is that the compiler stores *some* (perhaps illegal) representation of  $b-n$ , and that  $b$  is recovered when  $n$  is added back to this representation. The memory allocation routines in the First Edition of *Numerical Recipes in C*, in wide use since 1988, all have this “problem”, and we have had not even a single report of their failure in this respect (notwithstanding the many readers who have told us that *theoretically* it could fail). We have also communicated to standards bodies the desirability of blessing “ $b=(b-n)+n$ ” (at least for some range of  $n$ , say  $n$  representable as type `short`) in a future standard, since there would seem to be no conflict with existing compilers in doing so.

Despite the absence of any experimental (as opposed to theoretical) problem, we have taken some steps in this edition to make our vector and matrix allocation routines more ANSI compliant. In the listing that follows, the parameter `NR_END` is used as a number of extra storage locations allocated *at the beginning* of every vector or matrix block, simply for the purpose of making offset pointer references guaranteed-representable. We set `NR_END` to a default value of 1. This has the effect of making all *unit-offset* allocations (e.g., `b=vector(1,7)`; or `a=matrix(1,128,1,128)`;) be strictly ANSI compliant. With `NR_END = 1`, the number of storage locations wasted is fairly negligible. Allocations with offsets other than 1 (e.g., `b=vector(2,10)`) are still theoretically non-compliant, but are virtually unknown in our routines. If you need to make such allocations, you may wish to consider increasing the value of `NR_END` (noting that larger values increase the amount of wasted storage).

Here is a listing of `nrutil.h`:

```
#ifndef _NR_UTILS_H_
#define _NR_UTILS_H_

static float sqrarg;
#define SQR(a) ((sqrarg=(a)) == 0.0 ? 0.0 : sqrarg*sqrarg)

static double dsqarg;
#define DSQR(a) ((dsqarg=(a)) == 0.0 ? 0.0 : dsqarg*dsqarg)

static double dmaxarg1,dmaxarg2;
#define DMAX(a,b) (dmaxarg1=(a),dmaxarg2=(b),(dmaxarg1) > (dmaxarg2) ?\
(dmaxarg1) : (dmaxarg2))

static double dminarg1,dminarg2;
#define DMIN(a,b) (dminarg1=(a),dminarg2=(b),(dminarg1) < (dminarg2) ?\
(dminarg1) : (dminarg2))

static float maxarg1,maxarg2;
#define FMAX(a,b) (maxarg1=(a),maxarg2=(b),(maxarg1) > (maxarg2) ?\
(maxarg1) : (maxarg2))

static float minarg1,minarg2;
#define FMIN(a,b) (minarg1=(a),minarg2=(b),(minarg1) < (minarg2) ?\
(minarg1) : (minarg2))

static long lmaxarg1,lmaxarg2;
#define LMAX(a,b) (lmaxarg1=(a),lmaxarg2=(b),(lmaxarg1) > (lmaxarg2) ?\
(lmaxarg1) : (lmaxarg2))

static long lminarg1,lminarg2;
```

Sample page from NUMERICAL RECIPES IN C: THE ART OF SCIENTIFIC COMPUTING (ISBN 0-521-43108-5)  
 Copyright (C) 1988-1992 by Cambridge University Press. Programs Copyright (C) 1988-1992 by Numerical Recipes Software.  
 Permission is granted for internet users to make one paper copy for their own personal use. Further reproduction, or any copying of machine-  
 readable files (including this one), to any server computer, is strictly prohibited. To order Numerical Recipes books or CDROMs, visit website  
<http://www.nr.com> or call 1-800-872-7423 (North America only), or send email to [directcustserv@cambridge.org](mailto:directcustserv@cambridge.org) (outside North America).

```

#define LMIN(a,b) (lminarg1=(a),lminarg2=(b),(lminarg1) < (lminarg2) ?\
(lminarg1) : (lminarg2))

static int imaxarg1,imaxarg2;
#define IMAX(a,b) (imaxarg1=(a),imaxarg2=(b),(imaxarg1) > (imaxarg2) ?\
(imaxarg1) : (imaxarg2))

static int iminarg1,iminarg2;
#define IMIN(a,b) (iminarg1=(a),iminarg2=(b),(iminarg1) < (iminarg2) ?\
(iminarg1) : (iminarg2))

#define SIGN(a,b) ((b) >= 0.0 ? fabs(a) : -fabs(a))

#if defined(__STDC__) || defined(ANSI) || defined(NRANSI) /* ANSI */

void nrerror(char error_text[]);
float *vector(long nl, long nh);
int *ivector(long nl, long nh);
unsigned char *cvector(long nl, long nh);
unsigned long *lvector(long nl, long nh);
double *dvector(long nl, long nh);
float **matrix(long nrl, long nrh, long ncl, long nch);
double **dmatrix(long nrl, long nrh, long ncl, long nch);
int **imatrix(long nrl, long nrh, long ncl, long nch);
float **submatrix(float **a, long oldrl, long oldrh, long oldcl, long oldch,
long newrl, long newcl);
float **convert_matrix(float *a, long nrl, long nrh, long ncl, long nch);
float ***f3tensor(long nrl, long nrh, long ncl, long nch, long ndl, long ndh);
void free_vector(float *v, long nl, long nh);
void free_ivector(int *v, long nl, long nh);
void free_cvector(unsigned char *v, long nl, long nh);
void free_lvector(unsigned long *v, long nl, long nh);
void free_dvector(double *v, long nl, long nh);
void free_matrix(float **m, long nrl, long nrh, long ncl, long nch);
void free_dmatrix(double **m, long nrl, long nrh, long ncl, long nch);
void free_imatrix(int **m, long nrl, long nrh, long ncl, long nch);
void free_submatrix(float **b, long nrl, long nrh, long ncl, long nch);
void free_convert_matrix(float **b, long nrl, long nrh, long ncl, long nch);
void free_f3tensor(float ***t, long nrl, long nrh, long ncl, long nch,
long ndl, long ndh);

#else /* ANSI */
/* traditional - K&R */

void nrerror();
float *vector();
Rest of traditional declarations are here on the diskette.

#endif /* ANSI */

#endif /* _NR_UTILS_H_ */

```

And here is nrutil.c:

```

#include <stdio.h>
#include <stddef.h>
#include <stdlib.h>
#define NR_END 1
#define FREE_ARG char*

void nrerror(char error_text[])
/* Numerical Recipes standard error handler */
{

```

Sample page from NUMERICAL RECIPES IN C: THE ART OF SCIENTIFIC COMPUTING (ISBN 0-521-43108-5)  
Copyright (C) 1988-1992 by Cambridge University Press. Programs Copyright (C) 1988-1992 by Numerical Recipes Software.  
Permission is granted for internet users to make one paper copy for their own personal use. Further reproduction, or any copying of machine-  
readable files (including this one), to any server computer, is strictly prohibited. To order Numerical Recipes books or CDROMs, visit website  
<http://www.nr.com> or call 1-800-872-7423 (North America only), or send email to [directcustserv@cambridge.org](mailto:directcustserv@cambridge.org) (outside North America).

```

    fprintf(stderr, "Numerical Recipes run-time error...\n");
    fprintf(stderr, "%s\n", error_text);
    fprintf(stderr, "...now exiting to system...\n");
    exit(1);
}

float *vector(long nl, long nh)
/* allocate a float vector with subscript range v[nl..nh] */
{
    float *v;

    v=(float *)malloc((size_t) ((nh-nl+1+NR_END)*sizeof(float)));
    if (!v) nrerror("allocation failure in vector()");
    return v-nl+NR_END;
}

int *ivector(long nl, long nh)
/* allocate an int vector with subscript range v[nl..nh] */
{
    int *v;

    v=(int *)malloc((size_t) ((nh-nl+1+NR_END)*sizeof(int)));
    if (!v) nrerror("allocation failure in ivector()");
    return v-nl+NR_END;
}

unsigned char *cvector(long nl, long nh)
/* allocate an unsigned char vector with subscript range v[nl..nh] */
{
    unsigned char *v;

    v=(unsigned char *)malloc((size_t) ((nh-nl+1+NR_END)*sizeof(unsigned char)));
    if (!v) nrerror("allocation failure in cvector()");
    return v-nl+NR_END;
}

unsigned long *lvector(long nl, long nh)
/* allocate an unsigned long vector with subscript range v[nl..nh] */
{
    unsigned long *v;

    v=(unsigned long *)malloc((size_t) ((nh-nl+1+NR_END)*sizeof(long)));
    if (!v) nrerror("allocation failure in lvector()");
    return v-nl+NR_END;
}

double *dvector(long nl, long nh)
/* allocate a double vector with subscript range v[nl..nh] */
{
    double *v;

    v=(double *)malloc((size_t) ((nh-nl+1+NR_END)*sizeof(double)));
    if (!v) nrerror("allocation failure in dvector()");
    return v-nl+NR_END;
}

float **matrix(long nrl, long nrh, long ncl, long nch)
/* allocate a float matrix with subscript range m[nrl..nrh][ncl..nch] */
{
    long i, nrow=nrh-nrl+1, ncol=nch-ncl+1;
    float **m;

    /* allocate pointers to rows */
    m=(float **) malloc((size_t)((nrow+NR_END)*sizeof(float*)));

```

Sample page from NUMERICAL RECIPES IN C: THE ART OF SCIENTIFIC COMPUTING (ISBN 0-521-43108-5)  
 Copyright (C) 1988-1992 by Cambridge University Press. Programs Copyright (C) 1988-1992 by Numerical Recipes Software.  
 Permission is granted for internet users to make one paper copy for their own personal use. Further reproduction, or any copying of machine-readable files (including this one), to any server computer, is strictly prohibited. To order Numerical Recipes books or CDROMs, visit website <http://www.nr.com> or call 1-800-872-7423 (North America only), or send email to [directcustserv@cambridge.org](mailto:directcustserv@cambridge.org) (outside North America).

```

    if (!m) nrerror("allocation failure 1 in matrix()");
    m += NR_END;
    m -= nrl;

    /* allocate rows and set pointers to them */
    m[nrl]=(float *) malloc((size_t)((nrow*ncol+NR_END)*sizeof(float)));
    if (!m[nrl]) nrerror("allocation failure 2 in matrix()");
    m[nrl] += NR_END;
    m[nrl] -= ncl;

    for(i=nrl+1;i<=nrh;i++) m[i]=m[i-1]+ncol;

    /* return pointer to array of pointers to rows */
    return m;
}

double **dmatrix(long nrl, long nrh, long ncl, long nch)
/* allocate a double matrix with subscript range m[nrl..nrh][ncl..nch] */
{
    long i, nrow=nrh-nrl+1,ncol=nch-ncl+1;
    double **m;

    /* allocate pointers to rows */
    m=(double **) malloc((size_t)((nrow+NR_END)*sizeof(double*)));
    if (!m) nrerror("allocation failure 1 in matrix()");
    m += NR_END;
    m -= nrl;

    /* allocate rows and set pointers to them */
    m[nrl]=(double *) malloc((size_t)((nrow*ncol+NR_END)*sizeof(double)));
    if (!m[nrl]) nrerror("allocation failure 2 in matrix()");
    m[nrl] += NR_END;
    m[nrl] -= ncl;

    for(i=nrl+1;i<=nrh;i++) m[i]=m[i-1]+ncol;

    /* return pointer to array of pointers to rows */
    return m;
}

int **imatrix(long nrl, long nrh, long ncl, long nch)
/* allocate a int matrix with subscript range m[nrl..nrh][ncl..nch] */
{
    long i, nrow=nrh-nrl+1,ncol=nch-ncl+1;
    int **m;

    /* allocate pointers to rows */
    m=(int **) malloc((size_t)((nrow+NR_END)*sizeof(int*)));
    if (!m) nrerror("allocation failure 1 in matrix()");
    m += NR_END;
    m -= nrl;

    /* allocate rows and set pointers to them */
    m[nrl]=(int *) malloc((size_t)((nrow*ncol+NR_END)*sizeof(int)));
    if (!m[nrl]) nrerror("allocation failure 2 in matrix()");
    m[nrl] += NR_END;
    m[nrl] -= ncl;

    for(i=nrl+1;i<=nrh;i++) m[i]=m[i-1]+ncol;

    /* return pointer to array of pointers to rows */
    return m;
}

```

Sample page from NUMERICAL RECIPES IN C: THE ART OF SCIENTIFIC COMPUTING (ISBN 0-521-43108-5)  
 Copyright (C) 1988-1992 by Cambridge University Press. Programs Copyright (C) 1988-1992 by Numerical Recipes Software.  
 Permission is granted for internet users to make one paper copy for their own personal use. Further reproduction, or any copying of machine-readable files (including this one), to any server computer, is strictly prohibited. To order Numerical Recipes books or CDROMs, visit website <http://www.nr.com> or call 1-800-872-7423 (North America only), or send email to [directcustserv@cambridge.org](mailto:directcustserv@cambridge.org) (outside North America).



```

float **submatrix(float **a, long oldr1, long oldrh, long oldc1, long oldch,
                 long newr1, long newc1)
/* point a submatrix [newr1..][newc1..] to a[oldr1..oldrh][oldc1..oldch] */
{
    long i,j,nrow=oldrh-oldr1+1,ncol=oldc1-newc1;
    float **m;

    /* allocate array of pointers to rows */
    m=(float **) malloc((size_t) ((nrow+NR_END)*sizeof(float*)));
    if (!m) nrerror("allocation failure in submatrix()");
    m += NR_END;
    m -= newr1;

    /* set pointers to rows */
    for(i=oldr1,j=newr1;i<=oldrh;i++,j++) m[j]=a[i]+ncol;

    /* return pointer to array of pointers to rows */
    return m;
}

float **convert_matrix(float *a, long nrl, long nrh, long ncl, long nch)
/* allocate a float matrix m[nrl..nrh][ncl..nch] that points to the matrix
declared in the standard C manner as a[nrow][ncol], where nrow=nrh-nrl+1
and ncol=nch-ncl+1. The routine should be called with the address
&a[0][0] as the first argument. */
{
    long i,j,nrow=nrh-nrl+1,ncol=nch-ncl+1;
    float **m;

    /* allocate pointers to rows */
    m=(float **) malloc((size_t) ((nrow+NR_END)*sizeof(float*)));
    if (!m) nrerror("allocation failure in convert_matrix()");
    m += NR_END;
    m -= nrl;

    /* set pointers to rows */
    m[nrl]=a-ncl;
    for(i=1,j=nrl+1;i<nrow;i++,j++) m[j]=m[j-1]+ncol;
    /* return pointer to array of pointers to rows */
    return m;
}

float ***f3tensor(long nrl, long nrh, long ncl, long nch, long nd1, long ndh)
/* allocate a float 3tensor with range t[nrl..nrh][ncl..nch][nd1..ndh] */
{
    long i,j,nrow=nrh-nrl+1,ncol=nch-ncl+1,ndep=ndh-nd1+1;
    float ***t;

    /* allocate pointers to pointers to rows */
    t=(float ***) malloc((size_t)((nrow+NR_END)*sizeof(float**)));
    if (!t) nrerror("allocation failure 1 in f3tensor()");
    t += NR_END;
    t -= nrl;

    /* allocate pointers to rows and set pointers to them */
    t[nrl]=(float **) malloc((size_t)((nrow*ncol+NR_END)*sizeof(float*)));
    if (!t[nrl]) nrerror("allocation failure 2 in f3tensor()");
    t[nrl] += NR_END;
    t[nrl] -= ncl;

    /* allocate rows and set pointers to them */
    t[nrl][ncl]=(float *) malloc((size_t)((nrow*ncol*ndep+NR_END)*sizeof(float)));
    if (!t[nrl][ncl]) nrerror("allocation failure 3 in f3tensor()");

```

Sample page from NUMERICAL RECIPES IN C: THE ART OF SCIENTIFIC COMPUTING (ISBN 0-521-43108-5)  
 Copyright (C) 1988-1992 by Cambridge University Press. Programs Copyright (C) 1988-1992 by Numerical Recipes Software.  
 Permission is granted for internet users to make one paper copy for their own personal use. Further reproduction, or any copying of machine-  
 readable files (including this one), to any server computer, is strictly prohibited. To order Numerical Recipes books or CDROMs, visit website  
<http://www.nr.com> or call 1-800-872-7423 (North America only), or send email to [directcustserv@cambridge.org](mailto:directcustserv@cambridge.org) (outside North America).

```

t[nrl][ncl] += NR_END;
t[nrl][ncl] -= ndl;

for(j=ncl+1;j<=nch;j++) t[nrl][j]=t[nrl][j-1]+ndep;
for(i=nrl+1;i<=nrh;i++) {
    t[i]=t[i-1]+ncol;
    t[i][ncl]=t[i-1][ncl]+ncol*ndep;
    for(j=ncl+1;j<=nch;j++) t[i][j]=t[i][j-1]+ndep;
}

/* return pointer to array of pointers to rows */
return t;
}

void free_vector(float *v, long nl, long nh)
/* free a float vector allocated with vector() */
{
    free((FREE_ARG) (v+nl-NR_END));
}

void free_ivector(int *v, long nl, long nh)
/* free an int vector allocated with ivector() */
{
    free((FREE_ARG) (v+nl-NR_END));
}

void free_cvector(unsigned char *v, long nl, long nh)
/* free an unsigned char vector allocated with cvector() */
{
    free((FREE_ARG) (v+nl-NR_END));
}

void free_lvector(unsigned long *v, long nl, long nh)
/* free an unsigned long vector allocated with lvector() */
{
    free((FREE_ARG) (v+nl-NR_END));
}

void free_dvector(double *v, long nl, long nh)
/* free a double vector allocated with dvector() */
{
    free((FREE_ARG) (v+nl-NR_END));
}

void free_matrix(float **m, long nrl, long nrh, long ncl, long nch)
/* free a float matrix allocated by matrix() */
{
    free((FREE_ARG) (m[nrl]+ncl-NR_END));
    free((FREE_ARG) (m+nrl-NR_END));
}

void free_dmatrix(double **m, long nrl, long nrh, long ncl, long nch)
/* free a double matrix allocated by dmatrix() */
{
    free((FREE_ARG) (m[nrl]+ncl-NR_END));
    free((FREE_ARG) (m+nrl-NR_END));
}

void free_imatrix(int **m, long nrl, long nrh, long ncl, long nch)
/* free an int matrix allocated by imatrix() */
{
    free((FREE_ARG) (m[nrl]+ncl-NR_END));
    free((FREE_ARG) (m+nrl-NR_END));
}

```

Sample page from NUMERICAL RECIPES IN C: THE ART OF SCIENTIFIC COMPUTING (ISBN 0-521-43108-5)  
 Copyright (C) 1988-1992 by Cambridge University Press. Programs Copyright (C) 1988-1992 by Numerical Recipes Software.  
 Permission is granted for internet users to make one paper copy for their own personal use. Further reproduction, or any copying of machine-  
 readable files (including this one), to any server computer, is strictly prohibited. To order Numerical Recipes books or CDROMs, visit website  
<http://www.nr.com> or call 1-800-872-7423 (North America only), or send email to [directcustserv@cambridge.org](mailto:directcustserv@cambridge.org) (outside North America).

```
void free_submatrix(float **b, long nrl, long nrh, long ncl, long nch)
/* free a submatrix allocated by submatrix() */
{
    free((FREE_ARG) (b+nrl-NR_END));
}

void free_convert_matrix(float **b, long nrl, long nrh, long ncl, long nch)
/* free a matrix allocated by convert_matrix() */
{
    free((FREE_ARG) (b+nrl-NR_END));
}

void free_f3tensor(float ***t, long nrl, long nrh, long ncl, long nch,
                  long ndl, long ndh)
/* free a float f3tensor allocated by f3tensor() */
{
    free((FREE_ARG) (t[nrl][ncl]+ndl-NR_END));
    free((FREE_ARG) (t[nrl]+ncl-NR_END));
    free((FREE_ARG) (t+nrl-NR_END));
}
```

Sample page from NUMERICAL RECIPES IN C: THE ART OF SCIENTIFIC COMPUTING (ISBN 0-521-43108-5)  
Copyright (C) 1988-1992 by Cambridge University Press. Programs Copyright (C) 1988-1992 by Numerical Recipes Software.  
Permission is granted for internet users to make one paper copy for their own personal use. Further reproduction, or any copying of machine-readable files (including this one), to any server computer, is strictly prohibited. To order Numerical Recipes books or CDROMs, visit website <http://www.nr.com> or call 1-800-872-7423 (North America only), or send email to [directcustserv@cambridge.org](mailto:directcustserv@cambridge.org) (outside North America).

## Appendix C: Complex Arithmetic

The functions listed below are used by the Recipes `cisi`, `frenel`, `hypdrv`, `hypgeo`, `hypser`, `laguer`, `zroots`, and `fixrts` for complex arithmetic. A complex number is defined to be a structure containing two float values, the real (`.r`) and imaginary (`.i`) parts. Complex arguments are passed and returned *by value*. See additional discussion in §1.2.

On the diskette, this Appendix is in the file `complex.c`.

```
#include <math.h>

typedef struct FCOMPLEX {float r,i;} fcomplex;

fcomplex Cadd(fcomplex a, fcomplex b)
{
    fcomplex c;
    c.r=a.r+b.r;
    c.i=a.i+b.i;
    return c;
}

fcomplex Csub(fcomplex a, fcomplex b)
{
    fcomplex c;
    c.r=a.r-b.r;
    c.i=a.i-b.i;
    return c;
}

fcomplex Cmul(fcomplex a, fcomplex b)
{
    fcomplex c;
    c.r=a.r*b.r-a.i*b.i;
    c.i=a.i*b.r+a.r*b.i;
    return c;
}

fcomplex Complex(float re, float im)
{
    fcomplex c;
    c.r=re;
    c.i=im;
    return c;
}

fcomplex Conjg(fcomplex z)
{
    fcomplex c;
    c.r=z.r;
```

```

    c.i = -z.i;
    return c;
}

fcomplex Cdiv(fcomplex a, fcomplex b)
{
    fcomplex c;
    float r,den;
    if (fabs(b.r) >= fabs(b.i)) {
        r=b.i/b.r;
        den=b.r+r*b.i;
        c.r=(a.r+r*a.i)/den;
        c.i=(a.i-r*a.r)/den;
    } else {
        r=b.r/b.i;
        den=b.i+r*b.r;
        c.r=(a.r*r+a.i)/den;
        c.i=(a.i*r-a.r)/den;
    }
    return c;
}

float Cabs(fcomplex z)
{
    float x,y,ans,temp;
    x=fabs(z.r);
    y=fabs(z.i);
    if (x == 0.0)
        ans=y;
    else if (y == 0.0)
        ans=x;
    else if (x > y) {
        temp=y/x;
        ans=x*sqrt(1.0+temp*temp);
    } else {
        temp=x/y;
        ans=y*sqrt(1.0+temp*temp);
    }
    return ans;
}

fcomplex Csqrt(fcomplex z)
{
    fcomplex c;
    float x,y,w,r;
    if ((z.r == 0.0) && (z.i == 0.0)) {
        c.r=0.0;
        c.i=0.0;
        return c;
    } else {
        x=fabs(z.r);
        y=fabs(z.i);
        if (x >= y) {
            r=y/x;
            w=sqrt(x)*sqrt(0.5*(1.0+sqrt(1.0+r*r)));
        } else {
            r=x/y;
            w=sqrt(y)*sqrt(0.5*(r+sqrt(1.0+r*r)));
        }
        if (z.r >= 0.0) {
            c.r=w;
            c.i=z.i/(2.0*w);
        } else {
            c.i=(z.i >= 0) ? w : -w;
        }
    }
}

```

Sample page from NUMERICAL RECIPES IN C: THE ART OF SCIENTIFIC COMPUTING (ISBN 0-521-43108-5)  
 Copyright (C) 1988-1992 by Cambridge University Press. Programs Copyright (C) 1988-1992 by Numerical Recipes Software.  
 Permission is granted for internet users to make one paper copy for their own personal use. Further reproduction, or any copying of machine-readable files (including this one), to any server computer, is strictly prohibited. To order Numerical Recipes books or CDROMs, visit website <http://www.nr.com> or call 1-800-872-7423 (North America only), or send email to [directcustserv@cambridge.org](mailto:directcustserv@cambridge.org) (outside North America).

```
        c.r=z.i/(2.0*c.i);
    }
    return c;
}

fcomplex RCmul(float x, fcomplex a)
{
    fcomplex c;
    c.r=x*a.r;
    c.i=x*a.i;
    return c;
}
```

Sample page from NUMERICAL RECIPES IN C: THE ART OF SCIENTIFIC COMPUTING (ISBN 0-521-43108-5)  
Copyright (C) 1988-1992 by Cambridge University Press. Programs Copyright (C) 1988-1992 by Numerical Recipes Software.  
Permission is granted for Internet users to make one paper copy for their own personal use. Further reproduction, or any copying of machine-readable files (including this one) to any server computer, is strictly prohibited. To order Numerical Recipes books or CDROMs, visit website <http://www.nr.com> or call 1-800-872-7423 (North America only), or send email to [directcustserv@cambridge.org](mailto:directcustserv@cambridge.org) (outside North America).

# Index of Programs and Dependencies

The following table lists, in alphabetical order, all the routines in *Numerical Recipes*. When a routine requires subsidiary routines, either from this book or else user-supplied, the full dependency tree is shown: A routine calls directly all routines to which it is connected by a solid line in the column immediately to its right; it calls indirectly the connected routines in all columns to its right. Typographical conventions: Routines from this book are in typewriter font (e.g., `eu1sum`, `gammln`). The smaller, slanted font is used for the second and subsequent occurrences of a routine in a single dependency tree. (When you are getting routines from the *Numerical Recipes* diskettes, or their archive files, you need only specify names in the larger, upright font.) User-supplied routines are indicated by the use of text font and square brackets, e.g., `[funk]`. Consult the text for individual specifications of these routines. The right-hand side of the table lists section and page numbers for each program.

<code>addint</code>	— <code>interp</code>	. . . . .	§19.6 (p. 880)
<code>airy</code>	└ <code>bessik</code>	. . . . .	§6.7 (p. 250)
	└ <code>bessjy</code>	└ <code>beschb</code> — <code>chebev</code>	
<code>amebsa</code>	└ <code>ran1</code>	. . . . .	§10.9 (p. 452)
	└ <code>amotsa</code>	└ <code>[funk]</code>	
		└ <code>ran1</code>	
	└ <code>[funk]</code>		
<code>amoeba</code>	└ <code>amotry</code> — <code>[funk]</code>	. . . . .	§10.4 (p. 411)
	└ <code>[funk]</code>		
<code>amotry</code>	— <code>[funk]</code>	. . . . .	§10.4 (p. 412)
<code>amotsa</code>	└ <code>[funk]</code>	. . . . .	§10.9 (p. 454)
	└ <code>ran1</code>		
<code>anneal</code>	└ <code>ran3</code>	. . . . .	§10.9 (p. 448)
	└ <code>irbit1</code>		
	└ <code>trncst</code>		
	└ <code>metrop</code> — <code>ran3</code>		
	└ <code>trnspt</code>		
	└ <code>revcst</code>		
	└ <code>reverse</code>		
<code>anorm2</code>		. . . . .	§19.6 (p. 887)
<code>arcmak</code>		. . . . .	§20.5 (p. 912)
<code>arcode</code>	— <code>arcsum</code>	. . . . .	§20.5 (p. 913)
<code>arcsum</code>		. . . . .	§20.5 (p. 914)
<code>avevar</code>		. . . . .	§14.2 (p. 617)
<code>badluk</code>	└ <code>julday</code>	. . . . .	§1.1 (p. 13)
	└ <code>flmoon</code>		
<code>balanc</code>		. . . . .	§11.5 (p. 483)

Sample page from NUMERICAL RECIPES IN C: THE ART OF SCIENTIFIC COMPUTING (ISBN 0-521-43108-5)  
 Copyright (C) 1988-1992 by Cambridge University Press. Programs Copyright (C) 1988-1992 by Numerical Recipes Software.  
 Permission is granted for internet users to make one paper copy for their own personal use. Further reproduction, or any copying of machine-readable files (including this one), to any server computer, is strictly prohibited. To order Numerical Recipes books or CDROMs, visit website <http://www.nr.com> or call 1-800-872-7423 (North America only), or send email to [directcustserv@cambridge.org](mailto:directcustserv@cambridge.org) (outside North America).

banbks . . . . .	§2.4 (p. 54)
bandec . . . . .	§2.4 (p. 53)
banmul . . . . .	§2.4 (p. 52)
bcucof . . . . .	§3.6 (p. 126)
bcount — bcucof . . . . .	§3.6 (p. 127)
beschb — chebev . . . . .	§6.7 (p. 245)
bessi — bessi0 . . . . .	§6.6 (p. 239)
bessi0 . . . . .	§6.6 (p. 237)
bessi1 . . . . .	§6.6 (p. 238)
bessik — beschb — chebev . . . . .	§6.7 (p. 248)
bessj — <ul style="list-style-type: none"> <li>└─ bessj0 . . . . .</li> <li>└─ bessj1 . . . . .</li> </ul>	§6.5 (p. 235)
bessj0 . . . . .	§6.5 (p. 232)
bessj1 . . . . .	§6.5 (p. 233)
bessjy — beschb — chebev . . . . .	§6.7 (p. 243)
bessk — <ul style="list-style-type: none"> <li>└─ bessk0 — bessi0 . . . . .</li> <li>└─ bessk1 — bessi1 . . . . .</li> </ul>	§6.6 (p. 239)
bessk0 — bessi0 . . . . .	§6.6 (p. 237)
bessk1 — bessi1 . . . . .	§6.6 (p. 238)
bessy — <ul style="list-style-type: none"> <li>└─ bessy1 — bessj1 . . . . .</li> <li>└─ bessy0 — bessj0 . . . . .</li> </ul>	§6.5 (p. 234)
bessy0 — bessj0 . . . . .	§6.5 (p. 232)
bessy1 — bessj1 . . . . .	§6.5 (p. 233)
beta — gammln . . . . .	§6.1 (p. 216)
betacf . . . . .	§6.4 (p. 227)
betai — <ul style="list-style-type: none"> <li>└─ gammln . . . . .</li> <li>└─ betacf . . . . .</li> </ul>	§6.4 (p. 227)
bico — factln — gammln . . . . .	§6.1 (p. 215)
bksub . . . . .	§17.3 (p. 770)
bnldev — <ul style="list-style-type: none"> <li>└─ ran1 . . . . .</li> <li>└─ gammln . . . . .</li> </ul>	§7.3 (p. 295)
brent — [func] . . . . .	§10.2 (p. 404)
broydn — <ul style="list-style-type: none"> <li>└─ fmin — <ul style="list-style-type: none"> <li>└─ fdjac — [funcv]</li> <li>└─ qrdcmp</li> <li>└─ qrupdt — rotate</li> <li>└─ rsolv</li> <li>└─ lnsrch — fmin — [funcv]</li> </ul> </li> </ul>	§9.7 (p. 390)
bsstep — <ul style="list-style-type: none"> <li>└─ mmid — [derivs] . . . . .</li> <li>└─ pzextr . . . . .</li> </ul>	§16.4 (p. 728)
caldat . . . . .	§1.1 (p. 14)

Sample page from NUMERICAL RECIPES IN C: THE ART OF SCIENTIFIC COMPUTING (ISBN 0-521-43108-5)  
 Copyright (C) 1988-1992 by Cambridge University Press. Programs Copyright (C) 1988-1992 by Numerical Recipes Software.  
 Permission is granted for internet users to make one paper copy for their own personal use. Further reproduction, or any copying of machine-readable files (including this one), to any server computer, is strictly prohibited. To order Numerical Recipes books or CDROMs, visit website <http://www.nr.com> or call 1-800-872-7423 (North America only), or send email to [directcustserv@cambridge.org](mailto:directcustserv@cambridge.org) (outside North America).



chder . . . . .		§5.9 (p. 195)
chebev . . . . .		§5.8 (p. 193)
chebft — [func] . . . . .		§5.8 (p. 192)
chebpc . . . . .		§5.10 (p. 197)
chint . . . . .		§5.9 (p. 195)
chixy . . . . .		§15.3 (p. 670)
choldc . . . . .		§2.9 (p. 97)
chols1 . . . . .		§2.9 (p. 97)
chsone — gammq — gser — gcf — gammln . . . . .		§14.3 (p. 621)
chstwo — gammq — gser — gcf — gammln . . . . .		§14.3 (p. 622)
cisi . . . . .		§6.9 (p. 258)
cntab1 — gammq — gser — gcf — gammln . . . . .		§14.4 (p. 631)
cntab2 . . . . .		§14.4 (p. 635)
convlv — twofft — realft — four1 . . . . .		§13.1 (p. 543)
copy . . . . .		§19.6 (p. 881)
correl — twofft — realft — four1 . . . . .		§13.2 (p. 546)
cosft1 — realft — four1 . . . . .		§12.3 (p. 518)
cosft2 — realft — four1 . . . . .		§12.3 (p. 520)
covsrt . . . . .		§15.4 (p. 675)
crank . . . . .		§14.6 (p. 642)
cyclic — tridag . . . . .		§2.7 (p. 75)
daub4 . . . . .		§13.10 (p. 595)
dawson . . . . .		§6.10 (p. 260)
dbrent — [func] — [dfunc] . . . . .		§10.3 (p. 406)
ddpoly . . . . .		§5.3 (p. 174)
decchk . . . . .		§20.3 (p. 902)
df1dim — [dfunc] . . . . .		§10.6 (p. 425)
dfour1 . . . . .	double version of four1, <i>q.v.</i>	
dfpmin — [func] — [dfunc] — lnsrch — [func] . . . . .		§10.7 (p. 428)
dfridr — [func] . . . . .		§5.7 (p. 188)
dftcor . . . . .		§13.9 (p. 587)

dftint	[func]	. . . . .	§13.9 (p. 588)
	├─ realft	├─ four1	
	├─ polint		
	└─ dftcor		
difeq	. . . . .		§17.4 (p. 778)
dlinmin	mnbrak	f1dim	§10.6 (p. 424)
	└─ dbrent	└─ df1dim	└─ [func]
dpythag	. . . . .	double version of pythag, <i>q.v.</i>	
drealft	. . . . .	double version of realft, <i>q.v.</i>	
dspr sax	. . . . .	double version of spr sax, <i>q.v.</i>	
dspr stx	. . . . .	double version of spr stx, <i>q.v.</i>	
dsvbksb	. . . . .	double version of svbksb, <i>q.v.</i>	
dsvdcmp	. . . . .	double version of svdcmp, <i>q.v.</i>	
eclass	. . . . .		§8.6 (p. 346)
eclazz	─ [equiv]	. . . . .	§8.6 (p. 346)
ei	. . . . .		§6.3 (p. 225)
eigsrt	. . . . .		§11.1 (p. 468)
elle	├─ rf	. . . . .	§6.11 (p. 268)
	└─ rd		
ellf	─ rf	. . . . .	§6.11 (p. 268)
ellpi	├─ rf	. . . . .	§6.11 (p. 269)
	└─ rj	└─ rc	
		└─ rf	
elmhes	. . . . .		§11.5 (p. 485)
erff	─ gammp	├─ gser	§6.2 (p. 220)
		└─ gcf	└─ gammln
erffc	├─ gammp	├─ gser	§6.2 (p. 220)
	└─ gammq	└─ gcf	└─ gammln
		└─ gser	└─ gammln
erfcc	. . . . .		§6.2 (p. 221)
eulsum	. . . . .		§5.1 (p. 167)
evlmem	. . . . .		§13.7 (p. 575)
expdev	─ ran1	. . . . .	§7.2 (p. 287)
expint	. . . . .		§6.3 (p. 223)
f1dim	─ [func]	. . . . .	§10.5 (p. 419)
factln	─ gammln	. . . . .	§6.1 (p. 215)
factrl	─ gammln	. . . . .	§6.1 (p. 214)
fasper	├─ avevar	. . . . .	§13.8 (p. 582)
	├─ spread		
	└─ realft	└─ four1	
fdjac	─ [funcv]	. . . . .	§9.7 (p. 388)

Sample page from NUMERICAL RECIPES IN C: THE ART OF SCIENTIFIC COMPUTING (ISBN 0-521-43108-5)  
 Copyright (C) 1988-1992 by Cambridge University Press. Programs Copyright (C) 1988-1992 by Numerical Recipes Software.  
 Permission is granted for internet users to make one paper copy for their own personal use. Further reproduction, or any copying of machine-readable files (including this one), to any server computer, is strictly prohibited. To order Numerical Recipes books or CDROMs, visit website <http://www.nr.com> or call 1-800-872-7423 (North America only), or send email to [directcustserv@cambridge.org](mailto:directcustserv@cambridge.org) (outside North America).

fgauss	. . . . .	§15.5 (p. 688)
fill0	. . . . .	§19.6 (p. 881)
fit	— gammq — [ gser ] [ gcf ] — gammln	§15.2 (p. 665)
fitexy	— avevar . . . . . §15.3 (p. 668) — fit — gammq — [ gser ] [ gcf ] — gammln — chixy — mnbrak — brent — gammq — [ gser ] [ gcf ] — gammln — zbrent — chixy	
fixrts	— zroots — laguer . . . . .	§13.6 (p. 569)
fleg	. . . . .	§15.4 (p. 680)
flmoon	. . . . .	§1.0 (p. 1)
fmin	— [funcv] . . . . .	§9.7 (p. 388)
four1	. . . . .	§12.2 (p. 507)
fouraw	. . . . .	§12.6 (p. 535)
fourfs	— fouraw . . . . .	§12.6 (p. 532)
fourn	. . . . .	§12.4 (p. 523)
fpoly	. . . . .	§15.4 (p. 680)
fred2	— gauleg . . . . . §18.1 (p. 793) — [ak] — [g] — ludcmp — lubksb	
fredex	— quadmx — wrights — kermom . . . . . §18.3 (p. 802) — ludcmp — lubksb	
fredin	— [ak] . . . . . §18.1 (p. 793) — [g]	
frenel	. . . . .	§6.9 (p. 256)
frprmn	— [func] . . . . . §10.6 (p. 423) — [dfunc] — linmin — [mnbrak] [ brent ] — fidim — [func]	
ftest	— avevar . . . . . §14.2 (p. 619) — betai — gammln betacf	
gamdev	— ran1 . . . . .	§7.3 (p. 292)
gammln	. . . . .	§6.1 (p. 214)

Sample page from NUMERICAL RECIPES IN C: THE ART OF SCIENTIFIC COMPUTING (ISBN 0-521-43108-5)  
 Copyright (C) 1988-1992 by Cambridge University Press. Programs Copyright (C) 1988-1992 by Numerical Recipes Software.  
 Permission is granted for internet users to make one paper copy for their own personal use. Further reproduction, or any copying of machine-readable files (including this one), to any server computer, is strictly prohibited. To order Numerical Recipes books or CDROMs, visit website <http://www.nr.com> or call 1-800-872-7423 (North America only), or send email to [directcustserv@cambridge.org](mailto:directcustserv@cambridge.org) (outside North America).

gammp	└─ gser ─┘	gammln	§6.2 (p. 218)
	└─ gcf ─┘		
gammq	└─ gser ─┘	gammln	§6.2 (p. 218)
	└─ gcf ─┘		
gasdev	— ran1		§7.2 (p. 289)
gaucof	└─ tqli ─┘	pythag	§4.5 (p. 157)
	└─ eigsrt		
gauher			§4.5 (p. 154)
gaujac	— gammln		§4.5 (p. 155)
gaulag	— gammln		§4.5 (p. 152)
gauleg			§4.5 (p. 152)
gaussj			§2.1 (p. 39)
gcf	— gammln		§6.2 (p. 219)
golden	— [func]		§10.1 (p. 401)
gser	— gammln		§6.2 (p. 218)
hpsel	— sort		§8.5 (p. 344)
hpsort			§8.3 (p. 337)
hqr			§11.6 (p. 491)
hufapp			§20.4 (p. 907)
hufdec			§20.4 (p. 908)
hufenc			§20.4 (p. 907)
hufmak	— hufapp		§20.4 (p. 906)
hunt			§3.4 (p. 118)
hypdrv			§6.12 (p. 273)
hypgeo	└─ hypser		§6.12 (p. 272)
	└─ odeint	└─ bsstep	└─ mmid
		└─ pzextr	
		└─ hypdrv	
hypser			§6.12 (p. 273)
icrc	— icrc1		§20.3 (p. 900)
icrc1			§20.3 (p. 900)
igray			§20.2 (p. 896)
iindexx		long int version of indexx, <i>q.v.</i>	
indexx			§8.4 (p. 338)
interp			§19.6 (p. 880)
irbit1			§7.4 (p. 297)
irbit2			§7.4 (p. 298)
jacobi			§11.1 (p. 467)
jacobn			§16.6 (p. 742)
julday			§1.1 (p. 11)

kendl1	— erfcc	. . . . .	§14.6 (p. 643)
kendl2	— erfcc	. . . . .	§14.6 (p. 644)
kermom		. . . . .	§18.3 (p. 801)
ks2d1s	— quadct	. . . . .	§14.7 (p. 647)
	— quadvl		
	— pearsn — betai	— gammln	
		— betacf	
	— probks		
ks2d2s	— quadct	. . . . .	§14.7 (p. 649)
	— pearsn — betai	— gammln	
		— betacf	
	— probks		
ksone	— sort	. . . . .	§14.3 (p. 625)
	— [func]		
	— probks		
kstwo	— sort	. . . . .	§14.3 (p. 625)
	— probks		
laguer		. . . . .	§9.5 (p. 373)
lfit	— [funcs]	. . . . .	§15.4 (p. 674)
	— gaussj		
	— covsrt		
linbcg	— atimes	. . . . .	§2.7 (p. 86)
	— snrm		
	— asolve		
linmin	— mnbrak	— fidim — [func]	§10.5 (p. 419)
	— brent		
lnsrch	— [func]	. . . . .	§9.7 (p. 385)
locate		. . . . .	§3.4 (p. 117)
lop		. . . . .	§19.6 (p. 887)
lubksb		. . . . .	§2.3 (p. 47)
ludcmp		. . . . .	§2.3 (p. 46)
machar		. . . . .	§20.1 (p. 892)
matadd		. . . . .	§19.6 (p. 887)
matsub		. . . . .	§19.6 (p. 887)
medfit	— rofunc — select	. . . . .	§15.7 (p. 704)
memcof		. . . . .	§13.6 (p. 568)
metrop	— ran3	. . . . .	§10.9 (p. 451)

mgfas	— rstrct . . . . .	§19.6 (p. 885)
	— slvsm2 — fill0	
	— interp	
	— copy	
	— relax2	
	— lop	
	— matsub	
	— anorm2	
	— matadd	
mglin	— rstrct . . . . .	§19.6 (p. 878)
	— slvsml — fill0	
	— interp	
	— copy	
	— relax	
	— resid	
	— <i>fill0</i>	
	— addint — <i>interp</i>	
midinf	— [func] . . . . .	§4.4 (p. 144)
midpnt	— [func] . . . . .	§4.4 (p. 142)
miser	— ranpt — ran1 . . . . .	§7.8 (p. 325)
	— [func]	
mmid	— [derivs] . . . . .	§16.3 (p. 723)
mnbrak	— [func] . . . . .	§10.1 (p. 400)
mnewt	— [usrfun] . . . . .	§9.6 (p. 381)
	— ludcmp	
	— lubksb	
moment	. . . . .	§14.1 (p. 613)
mp2dfr	— mpops . . . . .	§20.6 (p. 922)
mpdiv	— mpinv — mpmul — drealft — dfour1 . . . . .	§20.6 (p. 920)
	— mpops	
	— <i>mpmul</i> — <i>drealft</i> — <i>dfour1</i>	
	— <i>mpops</i>	
mpinv	— mpmul — drealft — dfour1 . . . . .	§20.6 (p. 920)
	— mpops	
mpmul	— drealft — dfour1 . . . . .	§20.6 (p. 918)
mpops	. . . . .	§20.6 (p. 916)
mppi	— mpsqrt — mpmul — drealft — dfour1 . . . . .	§20.6 (p. 923)
	— mpops	
	— <i>mpops</i>	
	— <i>mpmul</i> — <i>drealft</i> — <i>dfour1</i>	
	— <i>mpinv</i> — <i>mpmul</i> — <i>drealft</i> — <i>dfour1</i>	
	— <i>mp2dfr</i> — <i>mpops</i>	
mprove	— lubksb . . . . .	§2.5 (p. 56)

Sample page from NUMERICAL RECIPES IN C: THE ART OF SCIENTIFIC COMPUTING (ISBN 0-521-43108-5)  
 Copyright (C) 1988-1992 by Cambridge University Press. Programs Copyright (C) 1988-1992 by Numerical Recipes Software.  
 Permission is granted for internet users to make one paper copy for their own personal use. Further reproduction, or any copying of machine-readable files (including this one), to any server computer, is strictly prohibited. To order Numerical Recipes books or CDROMs, visit website <http://www.nr.com> or call 1-800-872-7423 (North America only), or send email to [directcustserv@cambridge.org](mailto:directcustserv@cambridge.org) (outside North America).

mpsqr	└─ mpmul ── drealft ── dfour1 . . . . .	§20.6 (p. 921)
	└─ mpops	
mrqcof	─ [funcs] . . . . .	§15.5 (p. 687)
mrqmin	└─ mrqcof ── [funcs] . . . . .	§15.5 (p. 685)
	└─ gaussj	
	└─ covsrt	
newt	└─ fmin ── . . . . .	§9.7 (p. 386)
	└─ fdjac ── [funcv]	
	└─ ludcmp	
	└─ lubksb	
	└─ lnsrch ── fmin ── [funcv]	
odeint	└─ [derivs] . . . . .	§16.2 (p. 721)
	└─ rkqs ── [derivs]	
	└─ rkck ── [derivs]	
orthog	. . . . .	§4.5 (p. 159)
pade	└─ ludcmp . . . . .	§5.12 (p. 202)
	└─ lubksb	
	└─ mprove ── lubksb	
pccheb	. . . . .	§5.11 (p. 199)
pcshft	. . . . .	§5.10 (p. 198)
pearsn	─ betai ── gammln . . . . .	§14.5 (p. 638)
	└─ betacf	
period	─ avevar . . . . .	§13.8 (p. 579)
piksr2	. . . . .	§8.1 (p. 331)
piksr	. . . . .	§8.1 (p. 330)
pinvs	. . . . .	§17.3 (p. 770)
plgndr	. . . . .	§6.8 (p. 254)
poidev	└─ ran1 . . . . .	§7.3 (p. 294)
	└─ gammln	
polcoe	. . . . .	§3.5 (p. 121)
polcof	─ polint . . . . .	§3.5 (p. 121)
poldiv	. . . . .	§5.3 (p. 175)
polin2	─ polint . . . . .	§3.6 (p. 124)
polint	. . . . .	§3.1 (p. 109)
powell	└─ [func] . . . . .	§10.5 (p. 417)
	└─ linmin ── mnbrak ── brent ── f1dim ── [func]	
predic	. . . . .	§13.6 (p. 570)
probks	. . . . .	§14.3 (p. 626)
psdes	. . . . .	§7.5 (p. 302)
pwt	. . . . .	§13.10 (p. 597)
pwtset	. . . . .	§13.10 (p. 596)

Sample page from NUMERICAL RECIPES IN C: THE ART OF SCIENTIFIC COMPUTING (ISBN 0-521-43108-5)  
 Copyright (C) 1988-1992 by Cambridge University Press. Programs Copyright (C) 1988-1992 by Numerical Recipes Software.  
 Permission is granted for internet users to make one paper copy for their own personal use. Further reproduction, or any copying of machine-readable files (including this one), to any server computer, is strictly prohibited. To order Numerical Recipes books or CDROMs, visit website <http://www.nr.com> or call 1-800-872-7423 (North America only), or send email to [directcustserv@cambridge.org](mailto:directcustserv@cambridge.org) (outside North America).

pythag	§2.6 (p. 70)
pzextr	§16.4 (p. 731)
qgaus — [func]	§4.5 (p. 148)
qrdcmp	§2.10 (p. 99)
qromb — trapzd — [func]	§4.3 (p. 140)
└─ polint	
qromo — midpnt — [func]	§4.4 (p. 143)
└─ polint	
qroot — poldiv	§9.5 (p. 378)
qrsolv — rsolv	§2.10 (p. 100)
qrupdt — rotate	§2.10 (p. 101)
qsimp — trapzd — [func]	§4.2 (p. 139)
qtrap — trapzd — [func]	§4.2 (p. 137)
quad3d — qgaus — [func]	§4.6 (p. 164)
├─ [y1]	
├─ [y2]	
├─ [z1]	
└─ [z2]	
quadct	§14.7 (p. 648)
quadmx — wghts — kermom	§18.3 (p. 802)
quadvl	§14.7 (p. 648)
ran0	§7.1 (p. 279)
ran1	§7.1 (p. 280)
ran2	§7.1 (p. 282)
ran3	§7.1 (p. 283)
ran4 — psdes	§7.5 (p. 303)
rank	§8.4 (p. 341)
ranpt — ran1	§7.8 (p. 327)
ratint	§3.2 (p. 112)
ratlsq — [fn]	§5.13 (p. 206)
├─ dsvdcmp — dpythag	
├─ dsvbksb	
└─ ratval	
ratval	§5.3 (p. 176)
rc	§6.11 (p. 267)
rd	§6.11 (p. 264)
realft — four1	§12.3 (p. 513)
rebin	§7.8 (p. 323)
red	§17.3 (p. 771)
relax	§19.6 (p. 881)
relax2	§19.6 (p. 886)

Sample page from NUMERICAL RECIPES IN C: THE ART OF SCIENTIFIC COMPUTING (ISBN 0-521-43108-5)  
 Copyright (C) 1988-1992 by Cambridge University Press. Programs Copyright (C) 1988-1992 by Numerical Recipes Software.  
 Permission is granted for internet users to make one paper copy for their own personal use. Further reproduction, or any copying of machine-readable files (including this one), to any server computer, is strictly prohibited. To order Numerical Recipes books or CDROMs, visit website <http://www.nr.com> or call 1-800-872-7423 (North America only), or send email to [directcustserv@cambridge.org](mailto:directcustserv@cambridge.org) (outside North America).



resid . . . . .	§19.6 (p. 881)
revcst . . . . .	§10.9 (p. 449)
reverse . . . . .	§10.9 (p. 449)
rf . . . . .	§6.11 (p. 264)
rj $\left\{ \begin{array}{l} \text{rc} \\ \text{rf} \end{array} \right.$ . . . . .	§6.11 (p. 265)
rk4 — [derivs] . . . . .	§16.1 (p. 712)
rkck — [derivs] . . . . .	§16.2 (p. 719)
rkdumb $\left\{ \begin{array}{l} \text{[derivs]} \\ \text{rk4 — [derivs]} \end{array} \right.$ . . . . .	§16.1 (p. 713)
rkqs — rkck — [derivs] . . . . .	§16.2 (p. 719)
rlft3 — fourn . . . . .	§12.5 (p. 528)
rofunc — select . . . . .	§15.7 (p. 704)
rotate . . . . .	§2.10 (p. 101)
rsolv . . . . .	§2.10 (p. 100)
rstrct . . . . .	§19.6 (p. 880)
rtbis — [func] . . . . .	§9.1 (p. 354)
rtflsp — [func] . . . . .	§9.2 (p. 356)
rtnewt — [funcd] . . . . .	§9.4 (p. 365)
rtsafe — [funcd] . . . . .	§9.4 (p. 366)
rtsec — [func] . . . . .	§9.2 (p. 357)
rzextr . . . . .	§16.4 (p. 731)
savgol $\left\{ \begin{array}{l} \text{ludcmp} \\ \text{lubksb} \end{array} \right.$ . . . . .	§14.8 (p. 652)
scrsho — [func] . . . . .	§9.0 (p. 349)
select . . . . .	§8.5 (p. 342)
selip — shell . . . . .	§8.5 (p. 343)
sfroid $\left\{ \begin{array}{l} \text{plgndr} \\ \text{solvde} \left\{ \begin{array}{l} \text{difeq} \\ \text{pinvs} \\ \text{red} \\ \text{bksub} \end{array} \right. \end{array} \right.$ . . . . .	§17.4 (p. 777)
shell . . . . .	§8.1 (p. 332)
shoot $\left\{ \begin{array}{l} \text{[load]} \\ \text{odeint} \left\{ \begin{array}{l} \text{[derivs]} \\ \text{rkqs — rkck — [derivs]} \end{array} \right. \\ \text{[score]} \end{array} \right.$ . . . . .	§17.1 (p. 758)
shootf $\left\{ \begin{array}{l} \text{[load1]} \\ \text{odeint} \left\{ \begin{array}{l} \text{[derivs]} \\ \text{rkqs — rkck — [derivs]} \end{array} \right. \\ \text{[score]} \\ \text{[load2]} \end{array} \right.$ . . . . .	§17.2 (p. 761)

Sample page from NUMERICAL RECIPES IN C: THE ART OF SCIENTIFIC COMPUTING (ISBN 0-521-43108-5)  
 Copyright (C) 1988-1992 by Cambridge University Press. Programs Copyright (C) 1988-1992 by Numerical Recipes Software.  
 Permission is granted for internet users to make one paper copy for their own personal use. Further reproduction, or any copying of machine-readable files (including this one), to any server computer, is strictly prohibited. To order Numerical Recipes books or CDROMs, visit website <http://www.nr.com> or call 1-800-872-7423 (North America only), or send email to [directcustserv@cambridge.org](mailto:directcustserv@cambridge.org) (outside North America).

simp1	. . . . .	§10.8 (p. 441)
simp2	. . . . .	§10.8 (p. 442)
simp3	. . . . .	§10.8 (p. 442)
simplx	├── simp1 . . . . . §10.8 (p. 439)	
	├── simp2	
	└── simp3	
simpr	├── ludcmp . . . . . §16.6 (p. 743)	
	├── lubksb	
	└── [derivs]	
sift	── realft ── four1 . . . . . §12.3 (p. 517)	
slvsm2	── fill0 . . . . . §19.6 (p. 887)	
slvsml	── fill0 . . . . . §19.6 (p. 880)	
sncndn	. . . . . §6.11 (p. 270)	
snrm	. . . . . §2.7 (p. 88)	
sobseq	. . . . . §7.7 (p. 312)	
solvde	├── difeq . . . . . §17.3 (p. 768)	
	├── pinvs	
	├── red	
	└── bksub	
sor	. . . . . §19.5 (p. 869)	
sort	. . . . . §8.2 (p. 333)	
sort2	. . . . . §8.2 (p. 334)	
sort3	── indexx . . . . . §8.4 (p. 340)	
spctrm	── four1 . . . . . §13.4 (p. 557)	
spearm	├── sort2 . . . . . §14.6 (p. 641)	
	├── crank	
	├── erfcc	
	└── betai ── gammln	
	└── betacf	
sphbes	── bessjy ── beschb ── chebev . . . . . §6.7 (p. 251)	
sphfpt	── newt ── fdjac ── shootf (q.v.) . . . . . §17.4 (p. 781)	
	├── lnsrch ── shootf (q.v.)	
	├── fmin ── shootf (q.v.)	
	├── ludcmp	
	└── lubksb	
sphoot	── newt ── fdjac ── shoot (q.v.) . . . . . §17.4 (p. 780)	
	├── lnsrch ── shoot (q.v.)	
	├── fmin ── shoot (q.v.)	
	├── ludcmp	
	└── lubksb	
splie2	── spline . . . . . §3.6 (p. 128)	
splin2	├── splint . . . . . §3.6 (p. 128)	
	└── spline	

Sample page from NUMERICAL RECIPES IN C: THE ART OF SCIENTIFIC COMPUTING (ISBN 0-521-43108-5)  
 Copyright (C) 1988-1992 by Cambridge University Press. Programs Copyright (C) 1988-1992 by Numerical Recipes Software.  
 Permission is granted for internet users to make one paper copy for their own personal use. Further reproduction, or any copying of machine-readable files (including this one), to any server computer, is strictly prohibited. To order Numerical Recipes books or CDROMs, visit website <http://www.nr.com> or call 1-800-872-7423 (North America only), or send email to [directcustserv@cambridge.org](mailto:directcustserv@cambridge.org) (outside North America).

spline	. . . . .	§3.3 (p. 115)
splint	. . . . .	§3.3 (p. 116)
spread	. . . . .	§13.8 (p. 583)
sprsax	. . . . .	§2.7 (p. 79)
sprsin	. . . . .	§2.7 (p. 79)
sprspm	. . . . .	§2.7 (p. 82)
sprstm	. . . . .	§2.7 (p. 82)
sprstp	— iindexx . . . . .	§2.7 (p. 80)
sprstx	. . . . .	§2.7 (p. 80)
stifbs	└─ jacobn . . . . .	§16.6 (p. 744)
	└─ simpr ─┬─ ludcmp	
	└─ lubksb	
	└─ [derivs]	
	└─ pzextr	
stiff	└─ jacobn . . . . .	§16.6 (p. 739)
	└─ ludcmp	
	└─ lubksb	
	└─ [derivs]	
stoerm	— [derivs] . . . . .	§16.5 (p. 733)
svbksb	. . . . .	§2.6 (p. 64)
svdcmp	— pythag . . . . .	§2.6 (p. 67)
svdfit	└─ [funcs] . . . . .	§15.4 (p. 678)
	└─ svdcmp — pythag	
	└─ svbksb	
svdvar	. . . . .	§15.4 (p. 679)
toeplz	. . . . .	§2.8 (p. 95)
tptest	└─ avevar . . . . .	§14.2 (p. 618)
	└─ betai ─┬─ gammln	
	└─ betacf	
tqli	— pythag . . . . .	§11.3 (p. 480)
trapzd	— [func] . . . . .	§4.2 (p. 137)
tred2	. . . . .	§11.2 (p. 474)
tridag	. . . . .	§2.4 (p. 51)
trncst	. . . . .	§10.9 (p. 450)
trnspt	. . . . .	§10.9 (p. 450)
ttest	└─ avevar . . . . .	§14.2 (p. 616)
	└─ betai ─┬─ gammln	
	└─ betacf	
tutest	└─ avevar . . . . .	§14.2 (p. 617)
	└─ betai ─┬─ gammln	
	└─ betacf	
twofft	— four1 . . . . .	§12.3 (p. 511)

Sample page from NUMERICAL RECIPES IN C: THE ART OF SCIENTIFIC COMPUTING (ISBN 0-521-43108-5)  
 Copyright (C) 1988-1992 by Cambridge University Press. Programs Copyright (C) 1988-1992 by Numerical Recipes Software.  
 Permission is granted for internet users to make one paper copy for their own personal use. Further reproduction, or any copying of machine-readable files (including this one), to any server computer, is strictly prohibited. To order Numerical Recipes books or CDROMs, visit website <http://www.nr.com> or call 1-800-872-7423 (North America only), or send email to [directcustserv@cambridge.org](mailto:directcustserv@cambridge.org) (outside North America).

vander . . . . .	§2.8 (p. 92)
vegas — rebin . . . . .	§7.8 (p. 320)
— ran2	
— [fxn]	
voltra — [g] . . . . .	§18.2 (p. 795)
— [ak]	
— ludcmp	
— lubksb	
wt1 — daub4 . . . . .	§13.10 (p. 595)
wtn — daub4 . . . . .	§13.10 (p. 602)
wgghts — kermom . . . . .	§18.3 (p. 800)
zbrac — [func] . . . . .	§9.1 (p. 352)
zbrak — [func] . . . . .	§9.1 (p. 352)
zbrent — [func] . . . . .	§9.3 (p. 361)
zrhqr — balanc . . . . .	§9.5 (p. 375)
— hqr	
zriddr — [func] . . . . .	§9.2 (p. 358)
zroots — laguer . . . . .	§9.5 (p. 374)

# General Index

- A**ccelerated convergence of series 166ff.  
Accuracy 28f.  
    achievable in minimization 398, 404, 410  
    achievable in root finding 353  
    contrasted with fidelity 841, 849  
    CPU different from memory 186  
    vs. stability 710, 736, 839, 853  
Acknowledgments xii  
Adams-Bashford-Moulton method 749  
Adams' stopping criterion 373  
Adaptive integration 129, 141, 709, 714ff.,  
    725ff., 733f., 737, 744, 749f., 797  
Adaptive Monte Carlo integration 316ff.,  
    319ff.  
Addition, multiple precision 916  
Addition theorem, elliptic integrals 262  
ADI (alternating direction implicit) method  
    856, 870f., 915  
Adjoint operator 876  
Adobe Illustrator xiii, xvii  
Advective equation 835  
AGM (arithmetic geometric mean) 915  
Airy function 210, 240, 250  
    routine for 250f.  
Aitken's delta squared process 166  
Aitken's interpolation algorithm 108  
Algorithms, non-numerical 889ff.  
Aliasing 501, 576  
    *see also* Fourier transform  
All-poles model 573  
    *see also* Maximum entropy method (MEM)  
All-zeros model 573  
    *see also* Periodogram  
Allocation of storage 19, 21f., 940ff.  
Alternating-direction implicit method (ADI)  
    856, 870f., 915  
Alternating series 166f.  
Alternative extended Simpson's rule 134  
Amoeba 410  
    *see also* Simplex, method of Nelder and  
    Mead  
Amplification factor 837, 839, 841, 849, 854f.  
Amplitude error 840  
Analog-to-digital converter 821, 894  
Analyticity 201  
Analyze/factorize/operate package 71f., 833  
Anderson-Darling statistic 626f.  
Andrew's sine 702  
Annealing, method of simulated 394f., 444ff.  
    assessment 454f.  
    for continuous variables 444, 451f.  
    schedule 445  
    thermodynamic analogy 444f.  
    traveling salesman problem 445ff.  
ANSI C standard 2f., 14, 25, 930, 941  
ANSI macro 17, 930  
Antonov-Saleev variant of Sobol' sequence  
    310ff.  
Apple xvii  
    Macintosh 894  
Approximate inverse of matrix 57  
Approximation of functions 105f.  
    by Chebyshev polynomials 191f., 519  
    Padé approximant 200ff.  
    by rational functions 204ff.  
    by wavelets 601f., 791  
    *see also* Fitting  
Arguments, conversion of data types 24f., 930  
Arithmetic  
    arbitrary precision 889, 915ff.  
    complex 23f., 948ff.  
    floating point 889  
    IEEE standard 285, 890f.  
    rounding 890  
Arithmetic coding 889, 910ff.  
Arithmetic-geometric mean (AGM) method  
    915  
Array  
    centered subarray of 119  
    how to allocate 19  
    index range 18  
    one-dimensional 18  
    relation to C pointer 18  
    three-dimensional 23  
    two-dimensional 20f.  
    unit-offset 18, 940f.  
    variable dimension 20  
    zero-offset 18  
Artificial viscosity 840, 846  
Ascending transformation, elliptic integrals  
    262  
ASCII character set 5, 896, 903, 910  
Assembly language 278  
Associated Legendre polynomials 252f., 773  
    recurrence relation for 253  
    relation to Legendre polynomials 252  
Association, measures of 610, 628ff.  
Asymptotic series 167  
    exponential integral 224  
Attenuation factors 590  
Autocorrelation  
    in linear prediction 565

- use of FFT 545
- Wiener-Khinchin theorem 498, 574
- AUTODIN-II polynomial 898
- Autonomous differential equations 735f.
- Autoregressive model (AR) *see* Maximum entropy method (MEM)
- Average deviation of distribution 611
- Averaging kernel, in Backus-Gilbert method 816
  
- B**acksubstitution 42, 47, 50, 98
  - in band diagonal matrix 54
  - in Cholesky decomposition 97
  - complex equations 49
  - direct for computing  $\mathbf{A}^{-1} \cdot \mathbf{B}$  48
  - relaxation solution of boundary value problems 764
  - in singular value decomposition 64
- Backtracking 427
  - in quasi-Newton methods 384
- Backus-Gilbert method 815ff.
- Backward deflation 370
- Bader-Deuffhard method 737, 742f.
- Bairstow's method 371, 376f.
- Balancing 483
- Band diagonal matrix 50, 51ff.
  - backsubstitution 54
  - LU decomposition 53f.
  - multiply by vector 52f.
  - storage 52
- Band-pass filter 558, 562
  - wavelets 592, 599f.
- Bandwidth limited function 501
- Bank accounts, checksum for 902
- Bar codes, checksum for 902
- Bartlett window 554
- Base of representation 28, 890
- BASIC, Numerical Recipes in xv, 1
- Basis functions in general linear least squares 671
- Bayes' Theorem 819
- Bayesian
  - approach to inverse problems 808, 820, 825f.
  - contrasted with frequentist 819
  - vs. historic maximum entropy method 825f.
  - views on straight line fitting 670
- Bays' shuffle 280
- Bernoulli number 138
- Bessel functions 230ff., 240ff.
  - asymptotic form 230, 236
  - complex 210
  - continued fraction 240f., 246f.
  - double precision 230
  - fractional order 230, 240ff.
  - Miller's algorithm 181, 234
  - modified 236ff.
  - modified, fractional order 246ff.
  - modified, normalization formula 239, 246
  - modified, routines for 237ff.
  - normalization formula 181
  - recurrence relation 178, 231, 239, 241f.
  - reflection formulas 242
  - reflection formulas, modified functions 247
  - routines for 232ff., 243ff.
  - routines for modified functions 248f.
  - series for 166, 230
  - series for  $K_\nu$  247
  - series for  $Y_\nu$  242
  - spherical 240, 251
  - turning point 241
  - Wronskian 240, 246
- Best-fit parameters 656, 662, 666, 703
  - see also* Fitting
- Beta function 213
  - incomplete *see* Incomplete beta function
- BFGS algorithm *see* Broyden-Fletcher-Goldfarb-Shanno algorithm
- Bias, of exponent 28
- Bias, removal in linear prediction 570
- Biconjugacy 84
- Biconjugate gradient method
  - elliptic partial differential equations 833
  - preconditioning 85f., 833
  - for sparse system 84f., 606
- Bicubic interpolation 125f.
- Bicubic spline 127f.
- Big-endian 302
- Bilinear interpolation 123f.
- Binomial coefficients 213
  - recurrences for 215
- Binomial probability function 215
  - cumulative 229
  - deviates from 290, 295f.
- Binormal distribution 637, 695
- Biorthogonality 84
- Bisection 117, 366
  - compared to minimum bracketing 397f., 399f.
  - minimum finding with derivatives 406
  - root finding 350, 353f., 359ff., 397, 476
- BISYNCH 898
- Bit 28
  - reversal in fast Fourier transform (FFT) 505f., 532
- Bitwise logical functions 296ff., 898f.
- Block-by-block method 797
- Block of statements 6
- Bode's rule 132
- Boltzmann probability distribution 445
- Boltzmann's constant 445
- Bootstrap method 691f.
- Bordering method for Toeplitz matrix 92f.
- Borwein and Borwein method for  $\pi$  915
- Boundary 161f., 432f., 753
- Boundary conditions
  - for differential equations 707f.
  - initial value problems 708
  - in multigrid method 877f.
  - partial differential equations 514, 828ff., 857ff.
  - for spheroidal harmonics 774
  - two-point boundary value problems 708, 753ff.
- Boundary value problems *see* Differential equations; Elliptic partial differential

- equations; Two-point boundary value problems
  - Box-Muller algorithm for normal deviate 289
  - Bracketing
    - of function minimum 350, 397ff., 409
    - of roots 348, 350ff., 360, 369, 371, 376, 397
  - Branch cut, for hypergeometric function 209f.
  - Branching 8
  - Break iteration 12f.
  - Brenner, N.M. 506, 522
  - Brent's method
    - minimization 395f., 402ff., 666
    - minimization, using derivative 396, 406
    - root finding 348, 356, 666
  - Broyden-Fletcher-Goldfarb-Shanno algorithm 397, 426ff.
  - Broyden's method 380, 389ff., 393
    - singular Jacobian 393
  - Bubble sort 330
  - Bugs
    - in compilers xiii
    - how to report iv, xviii
  - Bulirsch-Stoer
    - algorithm for rational function interpolation 111f.
    - method (differential equations) 209, 272, 708f., 712, 722, 724ff., 733, 747
    - method (differential equations), stepsize control 725, 733f.
    - for second order equations 733
  - Burg's LP algorithm 568
  - Byte 28
- C**
- C++ 7, 24
  - C (programming language) 11
    - ANSI 2f., 14, 25, 930, 941
    - C++ 7, 24
    - compilers 3
    - control structures 5
    - deficiencies 16, 24f., 26f.
    - external functions 25
    - features 15f.
    - function declaration 17
    - function definition 17
    - header (.h) file 17
    - implicit conversions 24f., 930
    - Kernighan and Ritchie 2, 16, 24, 930
    - nature of 15f.
    - Numerical Recipes in xv, 1
    - operator associativity 25f.
    - operator precedence 25f.
    - prototypes 2, 25, 930
    - vectors in 18
  - Calendar algorithms 1f., 11ff.
  - Calibration 659
  - Cards, sorting a hand of 330
  - Carlson's elliptic integrals 261f.
  - Cash-Karp parameters 716f.
  - Cauchy probability distribution *see* Lorentzian probability distribution
  - Cauchy problem for partial differential equations 827f.
  - Cayley's representation of  $\exp(-iHt)$  853
  - CCITT (Comité Consultatif International Télégraphique et Téléphonique) 897f., 909
  - CCITT polynomial 897f.
  - Center of mass 305ff.
  - Central limit theorem 658f.
  - Central tendency, measures of 610ff.
  - Change of variable
    - in integration 144ff., 797
    - in Monte Carlo integration 307f.
    - in probability distribution 287ff.
  - Characteristic polynomial
    - digital filter 561
    - eigensystems 456, 475f.
    - linear prediction 567
    - matrix with a specified 375
    - of recurrence relation 180
  - Characteristics of partial differential equations 827
  - Chebyshev acceleration in successive over-relaxation (SOR) 868f.
  - Chebyshev approximation 91, 130, 189, 190ff.
    - Clenshaw-Curtis quadrature 196
    - Clenshaw's recurrence formula 193
    - coefficients for 191
    - contrasted with Padé approximation 201
    - derivative of approximated function 189, 195
    - economization of series 198ff., 201
    - for error function 220f.
    - even function 194
    - and fast cosine transform 519
    - gamma functions 242
    - integral of approximated function 195
    - odd function 194
    - polynomial fits derived from 197
    - rational function 204ff.
    - Remes exchange algorithm for filter 560
  - Chebyshev polynomials 190ff.
    - continuous orthonormality 190f.
    - discrete orthonormality 191
    - explicit formulas for 190
    - formula for  $x^k$  in terms of 199
  - Check digit 901
  - Checksum 889, 896
    - cyclic redundancy (CRC) 896ff.
  - Cherry, sundae without a 818
  - Chi-by-eye 657
  - Chi-square fitting *see* Fitting; Least squares fitting
  - Chi-square probability function 216, 221, 621, 660, 806
    - as boundary of confidence region 693f.
    - related to incomplete gamma function 221
  - Chi-square test 620f.
    - for binned data 620f.
    - chi-by-eye 657
    - and confidence limit estimation 693f.
    - for contingency table 630ff.
    - degrees of freedom 621f.
    - for inverse problems 806
    - least squares fitting 659ff.
    - nonlinear models 681ff.
    - rule of thumb 661
    - for straight line fitting 661ff.

- for straight line fitting, errors in both coordinates 666
- for two binned data sets 622
- unequal size samples 623
- Chip rate 300
- Chirp signal 563
- Cholesky decomposition 96ff., 430, 462
  - backsubstitution 97
  - operation count 97
  - pivoting 97
  - solution of normal equations 674
- Circulant 592
- Class, data type 7
- Clenshaw-Curtis quadrature 130, 196, 518, 519
- Clenshaw's recurrence formula 181ff., 196
  - for Chebyshev polynomials 193
  - stability 181ff.
- Clocking errors 899
- cn function 269
- Coarse-to-fine operator 873
- Coarse-grid correction 873f.
- Coding
  - arithmetic 910ff.
  - checksums 896
  - decoding a Huffman-encoded message 905
  - Huffman 903ff.
  - run-length 909
  - variable length code 903
  - Ziv-Lempel 903
  - see also* Arithmetic coding; Huffman coding
- Coefficients
  - binomial 215
  - for Gaussian quadrature 147ff.
  - for Gaussian quadrature, nonclassical weight function 157ff., 797
  - for quadrature formulas 131ff., 797
- Column degeneracy 32
- Column operations on matrix 37, 40f.
- Column totals 630
- Combinatorial minimization *see* Annealing
- Comité Consultatif International Télégraphique et Téléphonique (CCITT) 897f., 909
- Communication theory, use in adaptive integration 727
- Communications protocol 896
- Comparison function for rejection method 290f.
- Complementary error function
  - see* Error function
- Complete elliptic integral *see* Elliptic integrals
- Complex arithmetic 23f., 176ff., 948ff.
  - avoidance of in path integration 209
  - cubic equations 185
  - for linear equations 49f.
  - quadratic equations 184
- Complex error function 259
- Complex plane
  - fractal structure for Newton's rule 367f.
  - path integration for function evaluation 208ff., 271
  - poles in 111, 166, 208f., 213, 561, 573, 724f.
- Complex systems of linear equations 49f.
- complex.c utility functions 23f., 948ff.
- Compression of data 603, 889, 903ff., 910ff.
- Concordant pair for Kendall's tau 642f.
- Condition number 61, 85
- Confidence level 692f., 696ff.
- Confidence limits
  - bootstrap method 692f.
  - and chi-square 693f.
  - confidence region, confidence interval 692
  - on estimated model parameters 689ff.
  - by Monte Carlo simulation 689ff.
  - from singular value decomposition (SVD) 698
- Confluent hypergeometric function 210, 246
- Conjugate directions 414f., 421ff.
- Conjugate gradient method
  - biconjugate 84
  - compared to variable metric method 425f.
  - elliptic partial differential equations 833
  - for minimization 396f., 420ff., 812f., 824
  - minimum residual method 85
  - preconditioner 85f.
  - for sparse system 83ff., 606
  - and wavelets 606
- Conservative differential equations 732f.
- Constrained linear inversion method 808ff.
- Constrained linear optimization *see* Linear programming
- Constrained optimization 394
- Constraints, deterministic 813ff.
- Constraints, linear 431
- Contingency coefficient C 631
- Contingency table 628ff., 644
  - statistics based on chi-square 630ff.
  - statistics based on entropy 632ff.
- continue construction 14
- Continued fraction 169ff.
  - Bessel functions 240f.
  - convergence criterion 171
  - equivalence transformation 172
  - evaluation 169ff.
  - evaluation along with normalization condition 247
  - even and odd parts 172, 217, 222
  - even part 255, 257
  - exponential integral 222
  - Fresnel integral 255
  - incomplete beta function 227
  - incomplete gamma function 217
  - Lentz's method 171, 219
  - modified Lentz's method 171
  - Pincherle's theorem 181
  - ratio of Bessel functions 246
  - rational function approximation 170, 217, 227
  - recurrence for evaluating 170f.
  - and recurrence relation 181
  - sine and cosine integrals 257
  - Steed's method 170f.
  - tangent function 169
  - typography for 169
- Continuous variable (statistics) 628
- Control structures 6, 8ff.
  - bad 14



- Conventions in C programs 25ff.
- Convergence
- accelerated, for series 166ff.
  - of algorithm for  $\pi$  915
  - criteria for 353, 398f., 410, 489f., 495, 684f., 767
  - eigenvalues accelerated by shifting 477f.
  - golden ratio 354, 406
  - of golden section search 398f.
  - of Levenberg-Marquardt method 684f.
  - linear 353, 400
  - of QL method 477f.
  - quadratic 57, 358, 364f., 415f., 427, 915
  - rate 353, 359f., 364f.
  - recurrence relation 181
    - of Ridders' method 358
    - series vs. continued fraction 169f.
    - and spectral radius 865ff., 871
- `convert_matrix()` utility 945
- Convex sets, use in inverse problems 813f.
- Convolution
- denoted by asterisk 498
  - finite impulse response (FIR) 538
  - of functions 498, 509
  - of large data sets 543f.
  - for multiple precision arithmetic 918
  - multiplication as 918
  - necessity for optimal filtering 542
  - overlap-add method 544
  - overlap-save method 543f.
  - and polynomial interpolation 120
  - relation to wavelet transform 592
  - theorem 498, 538ff., 553
  - theorem, discrete 538ff.
  - treatment of end effects 540
  - use of FFT 530, 538ff.
  - wraparound problem 540
- Cooley-Tukey FFT algorithm 509
- Co-processor, floating point 894
- Copyright rules xvi
- Cornwell-Evans algorithm 825
- Corporate promotion ladder 336f.
- Corrected two-pass algorithm 613
- Correction, in multigrid method 872
- Correlation coefficient (linear) 636ff.
- Correlation function 498
- autocorrelation 498, 546, 565
  - and Fourier transforms 498
  - theorem 498, 545
  - treatment of end effects 546
  - using FFT 545f.
  - Wiener-Khinchin theorem 498, 574
- Correlation, statistical 609f., 628
- Kendall's tau 640, 642ff.
  - linear correlation coefficient 636ff., 664
  - linear related to least square fitting 636, 664
  - nonparametric or rank statistical 639ff.
  - among parameters in a fit 663, 673, 676
  - in random number generators 277
  - Spearman rank-order coefficient 640f.
  - sum squared difference of ranks 640
- Cosine function, recurrence 178
- Cosine integral 255, 257ff.
- continued fraction 257
  - routine for 258f.
  - series 257
- Cosine transform *see* Fast Fourier transform (FFT); Fourier transform
- Coulomb wave function 210, 240
- Courant condition 838, 841, 843, 845
- multidimensional 855
- Courant-Friedrichs-Lewy stability criterion *see* Courant condition
- Covariance
- a priori 705
  - in general linear least squares 673, 677
  - matrix, by Cholesky decomposition 98, 673
  - matrix, of errors 805, 817
  - matrix, is inverse of Hessian matrix 685
  - matrix, when it is meaningful 695ff.
  - in nonlinear models 685, 687
  - relation to chi-square 695ff.
  - from singular value decomposition (SVD) 698
    - in straight line fitting 663
- CR method *see* Cyclic reduction (CR)
- Cramer's V 631
- Crank-Nicolson method 848, 853, 855
- CRC (cyclic redundancy check) 896ff.
- CRC-12 898
  - CRC-16 polynomial 898
  - CRC-CCITT 898
- Creativity, essay on 8
- Critical (Nyquist) sampling 500, 550
- Cross (denotes matrix outer product) 73
- Crosstabulation analysis 629
- see also* Contingency table
- Crout's algorithm 44ff., 53
- Cubic equations 183ff., 367
- Cubic spline interpolation 113ff.
- see also* Spline
- Cumulative binomial distribution 226, 229
- Cumulative Poisson function 221
- related to incomplete gamma function 221
- Curvature matrix *see* Hessian matrix
- `cvector()` utility 943
- Cycle, in multigrid method 874
- Cyclic Jacobi method 466
- Cyclic reduction (CR) 857f., 861f.
- Cyclic redundancy check (CRC) 896ff.
- Cyclic tridiagonal systems 74f.
- D**anielson-Lanczos lemma 504f., 532
- Data
- assigning keys to 897
  - continuous vs. binned 620
  - entropy 632ff., 903f.
  - essay on 609
  - fitting 656ff.
  - fraudulent 661
  - glitches in 659
  - iid (independent and identically distributed) 691
  - modeling 656ff.
  - serial port 899
  - smoothing 610, 650ff.
  - statistical tests 609ff.

- unevenly or irregularly sampled 576, 581f., 654
  - use of CRCs in manipulating 897
  - windowing 553ff.
  - see also* Statistical tests
- Data compression 603, 889
  - arithmetic coding 910ff.
  - cosine transform 519
  - Huffman coding 903ff., 910
  - linear predictive coding (LPC) 571f.
  - lossless 903
- Data Encryption Standard (DES) 300ff.
- Data type 28
- DAUB4 592ff., 595, 598f., 601
- DAUB6 593
- DAUB12 605
- DAUB20 598f.
- Daubechies wavelet coefficients 592ff., 596, 598f., 601, 605
- Davidon-Fletcher-Powell algorithm 397, 426f.
- Dawson's integral 259f., 606
  - approximation for 259
  - routine for 260
- D.C. (direct current) 498
- Debugging 7
- DEC (Digital Equipment Corp.) xvii, 3, 894
- Declarations 930ff.
- Decomposition *see* Cholesky decomposition; LU decomposition; QR decomposition; Singular value decomposition (SVD)
- Deconvolution 542, 549
  - see also* Convolution; Fast Fourier transform (FFT); Fourier transform
- Defect, in multigrid method 872
- Deferred approach to the limit *see* Richardson's deferred approach to the limit
- Deflation
  - of matrix 478
  - of polynomials 369ff., 377, 378
- Degeneracy of linear algebraic equations 32, 61, 65, 676
- Degenerate kernel 794
- Degenerate minimization principle 804
- Degrees of freedom 621f., 660, 695f.
- Demonstration programs 3
- Derivatives
  - computation via Chebyshev approximation 189, 195
  - computation via Savitzky-Golay filters 189, 651
  - matrix of first partial *see* Jacobian determinant
  - matrix of second partial *see* Hessian matrix
  - numerical computation 186ff., 386, 651, 738, 758, 779
  - of polynomial 173f.
  - use in optimization 395f., 406
- DES *see* Data Encryption Standard
- Descending transformation, elliptic integrals 262
- Descent direction 383, 390, 427
- Descriptive statistics 609ff.
  - see also* Statistical tests
- Design matrix 651, 671, 804, 809
- Determinant 34, 49
- Deviates, random *see* Random deviates
- DFP algorithm *see* Davidon-Fletcher-Powell algorithm
- Diagonal dominance 51, 684, 789, 865
- Difference equations, finite *see* Finite difference equations (FDEs)
- Difference operator 167
- Differential equations 707ff.
  - accuracy vs. stability 710, 736
  - Adams-Bashforth-Moulton schemes 749
  - adaptive stepsize control 709, 714ff., 725, 733f., 738, 744, 749f., 751
  - algebraically difficult sets 772
  - backward Euler's method 735
  - Bader-Deuffhard method for stiff 737, 742f.
  - boundary conditions 707f., 753ff., 757, 760, 779f.
  - Bulirsch-Stoer method 209, 272, 708f., 712, 722, 724ff., 747
  - Bulirsch-Stoer method for conservative equations 733
  - comparison of methods 708f., 747, 751
  - conservative 732f.
  - danger of too small stepsize 720
  - eigenvalue problem 756, 772ff., 779f., 781
  - embedded Runge-Kutta method 715f., 738
  - equivalence of multistep and multivalued methods 751
  - Euler's method 708, 710, 735
  - forward Euler's method 735
  - free boundary problem 756, 785
  - high-order implicit methods 737ff.
  - implicit differencing 735f., 749
  - initial value problems 708
  - internal boundary conditions 784ff.
  - internal singular points 784ff.
  - interpolation on right-hand sides 117
  - Kaps-Rentrop method for stiff 737
  - local extrapolation 715
  - modified midpoint method 722f., 726
  - multistep methods 747ff.
  - multivalued methods 747
  - order of method 710f., 725
  - path integration for function evaluation 208ff., 271
  - predictor-corrector methods 708, 737, 747ff.
  - reduction to first-order sets 707, 753
  - relaxation method 754f., 762ff.
  - relaxation method, example of 772ff.
  - r.h.s. independent of  $x$  735
  - Rosenbrock methods for stiff 737
  - Runge-Kutta method 708f., 710ff., 714ff., 738, 747
  - Runge-Kutta method, high-order 711
  - Runge-Kutta-Fehlberg method 715f.
  - scaling stepsize to required accuracy 716f.
  - second order 732f.
  - semi-implicit differencing 737
  - semi-implicit Euler method 737, 743
  - semi-implicit extrapolation method 737, 743

- semi-implicit midpoint rule 743
  - shooting method 754, 757ff.
  - shooting method, example 779f., 781
  - similarity to Volterra integral equations 794f.
  - singular points 724f., 760, 784ff.
  - step doubling 715
  - stepsize control 709, 714ff., 724, 733f., 738, 744, 749f., 751
  - stiff 709, 734ff.
  - stiff methods compared 747
  - Stoermer's rule 732f.
  - see also* Partial differential equations; Two-point boundary value problems
  - Diffusion equation 827, 847ff., 864
  - Crank-Nicolson method 848, 853, 855
  - Forward Time Centered Space (FTCS) 847ff., 850f., 864
  - implicit differencing 848
  - multidimensional 855f.
  - Digamma function 222
  - Digital filtering *see* Filter
  - Dihedral group  $D_5$  902
  - Dimensions (units) 683f.
  - Diminishing increment sort 331
  - Dirac delta function 293, 789
  - Direct method *see* Periodogram
  - Direct methods for linear algebraic equations 35
  - Direct product *see* Outer product of matrices
  - Direction of largest decrease 416f.
  - Direction numbers, Sobol's sequence 311
  - Direction-set methods for minimization 396, 412ff.
  - Dirichlet boundary conditions 829, 849, 859, 865, 867
  - Disclaimer of warranty xvi
  - Discordant pair for Kendall's tau 643
  - Discrete convolution theorem 538ff.
  - Discrete Fourier transform (DFT) 500ff.
  - as approximate continuous transform 503
  - see also* Fast Fourier transform (FFT)
  - Discrete optimization 444ff.
  - Discriminant 184, 464
  - Diskettes, how to order xvi, 996f.
  - Dispersion 840
  - DISPO *see* Savitzky-Golay filters
  - Dissipation, numerical 839
  - Divergent series 167
  - Division
    - complex 177
    - multiple precision 919f.
    - of polynomials 175, 369, 377
  - `dmatrix()` utility 944
  - `dn` function 269
  - Do-while iteration 12
  - Dogleg step methods 393
  - Domain of integration 161f.
  - Dominant solution of recurrence relation 179
  - Dot (denotes matrix multiplication) 33
  - Double exponential error distribution 701
  - Double precision
    - as refuge of scoundrels 890
    - use in iterative improvement 56
  - Double root 348
  - Downhill simplex method *see* Simplex, method of Nelder and Mead
  - Driver programs 3
  - Dual viewpoint, in multigrid method 883
  - Duplication theorem, elliptic integrals 262f.
  - `dvector()` utility 943
  - DWT (discrete wavelet transform) *see* Wavelet transform
- E**
- Eardley, D.M. 346
  - EBCDIC 898
  - Economization of power series 198ff., 201
  - Eigensystems 456ff.
    - balancing matrix 483
    - bounds on eigenvalues 58
    - calculation of few eigenvectors or eigenvalues 461, 494
    - canned routines 461
    - characteristic polynomial 456, 475f.
    - completeness 457
    - defective 457, 482, 494
    - deflation 478
    - degenerate eigenvalues 456, 458
    - elimination method 460, 485
    - factorization method 460
    - fast Givens reduction 470
    - generalized eigenproblem 462
    - Givens reduction 469f.
    - Hermitian matrix 481f.
    - Hessenberg matrix 460, 477, 482ff., 494
    - Householder transformation 460, 469ff., 476, 480, 481, 484f.
    - ill-conditioned eigenvalues 483
    - implicit shifts 478ff.
    - and integral equations 788ff., 794
    - invariance under similarity transform 459
    - inverse iteration 462, 476, 483, 493ff.
    - Jacobi transformation 460, 463ff., 469, 481, 495
    - left eigenvalues 458
    - list of tasks 461
    - multiple eigenvalues 495
    - nonlinear 462
    - nonsymmetric matrix 482ff.
    - operation count of balancing 483
    - operation count of Givens reduction 470
    - operation count of Householder reduction 474
    - operation count of inverse iteration 494
    - operation count of Jacobi method 467
    - operation count of QL method 477, 480
    - operation count of QR method for Hessenberg matrices 490
    - operation count of reduction to Hessenberg form 485
    - orthogonality 457
    - polynomial roots and 375
    - QL method 476ff., 481, 494f.
    - QL method with implicit shifts 478ff.
    - QR method 60, 460, 463, 476ff.
    - QR method for Hessenberg matrices 486ff.
    - real, symmetric matrix 156, 474, 794
    - reduction to Hessenberg form 484f.
    - right eigenvalues 458
    - shifting eigenvalues 456, 477f., 486f.

- special matrices 461
- termination criterion 489f., 495
- tridiagonal matrix 460, 475ff., 494
- Eigenvalue and eigenvector, defined 456
- Eigenvalue problem for differential equations 756, 772ff., 779, 781
- Eigenvalues and polynomial root finding 375
- EISPACK 461, 482
- Electromagnetic potential 525
- Elimination *see* Gaussian elimination
- Ellipse in confidence limit estimation 693
- Elliptic integrals 261ff., 915
  - addition theorem 262
  - Carlson's forms and algorithms 261ff.
  - Cauchy principal value 263
  - duplication theorem 262f.
  - Legendre 261ff., 267ff.
  - routines for 264ff.
  - symmetric form 261f.
  - Weierstrass 262
- Elliptic partial differential equations 827
  - alternating-direction implicit method (ADI) 870f., 915
  - analyze/factorize/operate package 833
  - biconjugate gradient method 833
  - boundary conditions 828f.
  - comparison of rapid methods 863
  - conjugate gradient method 833
  - cyclic reduction 857f., 861f.
  - Fourier analysis and cyclic reduction (FACR) 857ff., 863
  - Gauss-Seidel method 864, 873, 874f., 884
  - incomplete Cholesky conjugate gradient method (ICCG) 833
  - Jacobi's method 864f., 873
  - matrix methods 833
  - multigrid method 833, 871ff.
  - rapid (Fourier) method 833, 857ff.
  - relaxation method 832, 863ff.
  - strongly implicit procedure 833
  - successive over-relaxation (SOR) 866ff., 871, 875
- Emacs, GNU xiii
- Embedded Runge-Kutta method 715f., 738
- Encapsulation, in programs 6f.
- Encryption 300
- Entropy 903f.
  - of data 632ff., 820
- EOM (end of message) 910
- Equality constraints 431
- Equations
  - cubic 183ff., 367
  - normal (fitting) 651, 672ff., 809f.
  - quadratic 29, 183ff.
  - see also* Differential equations; Partial differential equations; Root finding
- Equivalence classes 345f.
- Equivalence transformation 172
- Error
  - checksums for preventing 899
  - clocking 899
  - double exponential distribution 701
  - local truncation 883
  - Lorentzian distribution 701f.
  - in multigrid method 872
  - nonnormal 659, 695, 699ff.
  - relative truncation 883
  - roundoff 185, 889f.
  - series, advantage of an even 138f., 723
  - systematic vs. statistical 659
  - truncation 30, 186, 406, 715, 889f.
  - varieties found by check digits 902
  - varieties of, in PDEs 840ff.
  - see also* Roundoff error
- Error function 220f., 607
  - approximation via sampling theorem 607f.
  - Chebyshev approximation 220f.
  - complex 259
  - for Fisher's z-transformation 638
  - relation to Dawson's integral 259
  - relation to Fresnel integrals 255
  - relation to incomplete gamma function 220
  - routine for 220f.
  - for significance of correlation 636
  - for sum squared difference of ranks 641
- Error handling in programs 2, 940
- Estimation of parameters *see* Fitting; Maximum likelihood estimate
- Estimation of power spectrum 549ff., 572ff.
- Euler equation (fluid flow) 840
- Euler-Maclaurin summation formula 138, 142
- Euler's constant 223f., 257
- Euler's method for differential equations 708, 710, 735
- Euler's transformation 166ff.
  - generalized form 168f.
- Evaluation of functions *see* Function
- Even and odd parts, of continued fraction 172, 217, 222
- Even parity 896
- Exception handling in programs 2, 940
- exit() function 2
- Explicit differencing 836
- Exponent in floating point format 28, 890
- Exponential deviate 287f.
- Exponential integral 222ff.
  - asymptotic expansion 224
  - continued fraction 222
  - recurrence relation 178
  - related to incomplete gamma function 222
  - relation to cosine integral 257
  - routine for  $E_n(x)$  223f.
  - routine for  $Ei(x)$  225
  - series 222
- Exponential probability distribution 577
- Extended midpoint rule 130f., 135, 141f.
- Extended Simpson's rule 134, 796, 799
- Extended Simpson's three-eighths rule 797
- Extended trapezoidal rule 131f., 133, 136ff., 141, 795
  - roundoff error 138
- extern storage class 25
- Extrapolation (so-called) 581f.
- Extrapolation 105ff.
  - in Bulirsch-Stoer method 724ff., 731
  - differential equations 708
  - by linear prediction 564ff.
  - local 715
  - maximum entropy method as type of 574

- polynomial 728, 730f., 748  
 rational function 724ff., 731  
 relation to interpolation 105  
 for Romberg integration 140  
*see also* Interpolation
- Extremization *see* Minimization
- F**-distribution probability function 226, 229
- F-test for differences of variances 617, 619
- FACR *see* Fourier analysis and cyclic reduction (FACR)
- Facsimile standard 909
- Factorial
  - double (denoted “!!”) 253
  - evaluation of 165
  - relation to gamma function 213
  - routine for 214f.
- False position 354ff.
- Family tree 345
- FAS (full approximation storage algorithm) 882ff.
- Fast Fourier transform (FFT) 504ff., 889
  - alternative algorithms 509f.
  - applications 537ff.
  - as approximation to continuous transform 503
  - Bartlett window 554
  - bit reversal 505f., 532
  - and Clenshaw-Curtis quadrature 196
  - convolution 509, 530, 538ff., 918
  - convolution of large data sets 543f.
  - Cooley-Tukey algorithm 509
  - correlation 545f.
  - cosine transform 196, 517ff., 860f.
  - cosine transform, second form 519, 861
  - Danielson-Lanczos lemma 504f., 532
  - data sets not a power of 2 509
  - data smoothing 650
  - data windowing 553ff.
  - decimation-in-frequency algorithm 509
  - decimation-in-time algorithm 509
  - discrete autocorrelation 546
  - discrete convolution theorem 538ff.
  - discrete correlation theorem 545
  - at double frequency 582
  - endpoint corrections 585f.
  - external storage 532
  - figures of merit for data windows 554
  - filtering 558ff.
  - FIR filter 559f.
  - Fourier integrals 584ff.
  - Fourier integrals, infinite range 590f.
  - Hamming window 554
  - Hann window 554
  - history 504
  - IIR filter 559
  - image processing 812, 814
  - integrals using 130
  - inverse of cosine transform 518f.
  - inverse of sine transform 517
  - large data sets 532
  - leakage 551
  - memory-local algorithm 535f.
  - multidimensional 521ff.
  - for multiple precision arithmetic 915
  - for multiple precision multiplication 918
  - number-theoretic transforms 509f.
  - operation count 504
  - optimal (Wiener) filtering 547ff., 565f.
  - order of storage in 507
  - partial differential equations 833, 857ff.
  - Parzen window 554
  - periodicity of 503
  - periodogram 550ff., 574
  - power spectrum estimation 549ff.
  - for quadrature 130
  - of real data in 2D and 3D 525ff.
  - of real functions 510ff., 525ff.
  - related algorithms 509f.
  - Sande-Tukey algorithm 509
  - sine transform 514ff., 859
  - Singleton’s algorithm 532
  - square window 553
  - treatment of end effects in convolution 540
  - treatment of end effects in correlation 546
  - Tukey’s trick for frequency doubling 582
  - use in smoothing data 650
  - used for Lomb periodogram 581f.
  - variance of power spectrum estimate 552, 556
  - virtual memory machine 535f.
  - Welch window 554
  - Winograd algorithms 509*see also* Discrete Fourier transform (DFT); Fourier transform; Spectral density
- Faure sequence 310
- Fax (facsimile) Group 3 standard 909
- `fcomplex` (data type) 24, 948
- Feasible vector 431
- FFT *see* Fast Fourier transform (FFT)
- Field, in data record 338
- Figure-of-merit function 656
- Filon’s method 590
- Filter 558ff.
  - acausal 559
  - bilinear transformation method 561
  - causal 559, 650
  - characteristic polynomial 561
  - data smoothing 650
  - digital 558ff.
  - DISPO 650
  - by fast Fourier transform (FFT) 530, 558ff.
  - finite impulse response (FIR) 538, 559f.
  - homogeneous modes of 561
  - infinite impulse response (IIR) 559, 573
  - Kalman 705
  - linear 559ff.
  - low-pass for smoothing 650
  - nonrecursive 559f.
  - optimal (Wiener) 542, 547ff., 565f., 650
  - quadrature mirror 592, 600
  - realizable 559, 561
  - recursive 559, 573
  - Remes exchange algorithm 560
  - Savitzky-Golay 189, 650ff.
  - stability of 561
  - in the time domain 558ff.
- Fine-to-coarse operator 873

- Finite difference equations (FDEs) 762, 772, 783  
 alternating-direction implicit method (ADI) 856, 870f.  
 art, not science 838  
 Cayley's form for unitary operator 853  
 Courant condition 838, 841, 845  
 Courant condition (multidimensional) 855  
 Crank-Nicolson method 848, 853, 855  
 eigenmodes of 836f.  
 explicit vs. implicit schemes 836  
 forward Euler 835f.  
 Forward Time Centered Space (FTCS) 836ff., 847ff., 852, 864  
 implicit scheme 848  
 Lax method 837ff., 845  
 Lax method (multidimensional) 854f.  
 mesh drifting instability 843f.  
 numerical derivatives 186  
 partial differential equations 830ff.  
 in relaxation methods 762ff.  
 staggered leapfrog method 842f.  
 two-step Lax-Wendroff method 844ff.  
 upwind differencing 841f., 846  
*see also* Partial differential equations
- Finite element methods, partial differential equations 833f.
- Finite impulse response (FIR) 538
- Finkelstein, S. xii
- FIR (finite impulse response) filter 559f.
- Fisher's z-transformation 637f.
- Fitting 656ff.  
 basis functions 671  
 by Chebyshev approximation 191f.  
 chi-square 659ff.  
 confidence levels related to chi-square values 696ff.  
 confidence levels from singular value decomposition (SVD) 698  
 confidence limits on fitted parameters 689ff.  
 covariance matrix not always meaningful 657, 695  
 degeneracy of parameters 679  
 an exponential 679  
 freezing parameters in 674, 705  
 Gaussians, a sum of 687f.  
 general linear least squares 671ff.  
 Kalman filter 705  
 K-S test, caution regarding 627  
 least squares 657ff.  
 Legendre polynomials 680  
 Levenberg-Marquardt method 683ff., 825  
 linear regression 661ff.  
 maximum likelihood estimation 658, 699ff.  
 Monte Carlo simulation 627, 660, 689ff.  
 multidimensional 680  
 nonlinear models 681ff.  
 nonlinear models, advanced methods 688  
 nonlinear problems that are linear 679  
 nonnormal errors 662, 695, 699ff.  
 polynomial 90, 120, 197, 650f., 671, 679f.  
 by rational Chebyshev approximation 204ff.  
 robust methods 699ff.  
 of sharp spectral features 573  
 standard (probable) errors on fitted parameters 663, 667f., 673, 677, 689ff.  
 straight line 661ff., 673f., 703  
 straight line, errors in both coordinates 666ff.  
*see also* Error; Least squares fitting; Maximum likelihood estimate; Robust estimation
- Five-point difference star 876
- Fixed point format 28
- Fletcher-Powell algorithm *see* Davidon-Fletcher-Powell algorithm
- Fletcher-Reeves algorithm 396f., 421ff.
- float to double conversion 24f.
- Floating point co-processor 894
- Floating point format 28, 890  
 care in numerical derivatives 186  
 IEEE 285, 890f.
- Flux-conservative initial value problems 834ff.
- FMG (full multigrid method) 872, 877f.
- for iteration 8, 11
- Formats of numbers 28, 890
- FORTRAN 16, 20  
 Numerical Recipes in xv, 1
- Forward deflation 370
- Forward difference operator 167
- Forward Euler differencing 835f.
- Forward Time Centered Space *see* FTCS
- Fourier analysis and cyclic reduction (FACR) 858, 863
- Fourier and spectral applications 537ff.
- Fourier integrals  
 attenuation factors 590  
 endpoint corrections 585f.  
 tail integration by parts 591  
 use of fast Fourier transform (FFT) 584ff.
- Fourier transform 105, 496ff.  
 aliasing 501, 576  
 approximation of Dawson's integral 259  
 autocorrelation 498  
 basis functions compared 514f.  
 contrasted with wavelet transform 591f., 601  
 convolution 498, 509, 538ff., 918  
 correlation 498, 545f.  
 cosine transform 196, 517ff., 860f.  
 cosine transform, second form 519, 861  
 critical sampling 500, 550, 552  
 definition 496  
 discrete Fourier transform (DFT) 190, 500ff.  
 Gaussian function 607  
 image processing 812, 814  
 infinite range 590f.  
 inverse of discrete Fourier transform 503  
 method for partial differential equations 857ff.  
 missing data 576  
 missing data, fast algorithm 581f.  
 Nyquist frequency 500ff., 526, 550, 552, 576, 579  
 optimal (Wiener) filtering 547ff., 565f.  
 Parseval's theorem 498, 504, 551  
 power spectral density (PSD) 498f.  
 power spectrum estimation by FFT 549ff.

- power spectrum estimation by maximum entropy method 572ff.
  - properties of 497f.
  - sampling theorem 501, 550, 552, 606f.
  - scalings of 497
  - significance of a peak in 577f.
  - sine transform 514ff., 859
  - symmetries of 497
  - uneven sampling, fast algorithm 581f.
  - unevenly sampled data 575ff., 581f. and wavelets 599f.
  - Wiener-Khinchin theorem 498, 566, 574  
*see also* Fast Fourier transform (FFT); Spectral density
  - Fractal region 367f.
  - Fractional step methods 856f.
  - Fredholm alternative 789
  - Fredholm equations 788f.
    - eigenvalue problems 789, 794
    - error estimate in solution 793
    - first kind 788
    - Fredholm alternative 789
    - homogeneous, second kind 793f.
    - homogeneous vs. inhomogeneous 789
    - ill-conditioned 789
    - infinite range 797f.
    - inverse problems 789, 804ff.
    - kernel 788f.
    - nonlinear 790
    - Nystrom method 791ff., 797f.
    - product Nystrom method 797
    - second kind 789, 791f.
    - with singularities 797
    - with singularities, worked example 801
    - subtraction of singularity 798
    - symmetric kernel 794
    - see also* Inverse problems
  - Freeing of storage 19, 21f., 940ff.
  - `free_matrix()` utility 946
  - `free_vector()` utility 946
  - Frequency domain 496
  - Frequency spectrum *see* Fast Fourier transform (FFT)
  - Frequentist, contrasted with Bayesian 819
  - Fresnel integrals 255ff.
    - asymptotic form 255
    - continued fraction 255
    - routine for 256f.
    - series 255
  - Friday the Thirteenth 13f.
  - FTCS (forward time centered space) 836ff., 847ff., 852
    - stability of 836ff., 847ff., 864
  - Full approximation storage (FAS) algorithm 882ff.
  - Full moon 13f.
  - Full multigrid method (FMG) 872, 877f.
  - Full Newton methods, nonlinear least squares 688
  - Full pivoting 38
  - Full weighting 876
  - Function
    - Airy 210, 240, 250
    - approximation 105f., 190ff.
    - associated Legendre polynomial 252f., 773
    - autocorrelation of 498
    - bandwidth limited 501
    - Bessel 178, 210, 230ff., 240ff.
    - beta 215f.
    - branch cuts of 209f.
    - chi-square probability 221, 806
    - complex 208
    - confluent hypergeometric 210, 246
    - convolution of 498
    - correlation of 498
    - Coulomb wave 210, 240
    - cumulative binomial probability 226, 229
    - cumulative Poisson 216
    - Dawson's integral 259f., 606
    - declaration 17
    - definition 17
    - digamma 222
    - elliptic integrals 261ff., 915
    - error 220f., 255, 259, 607, 636, 641
    - evaluation 165ff.
    - evaluation by path integration 208ff., 271
    - exponential integral 178, 222ff., 257
    - external 25
    - F-distribution probability 226, 229
    - Fresnel integral 255ff.
    - gamma 213f.
    - hypergeometric 208ff., 271ff.
    - incomplete beta 226ff., 616
    - incomplete gamma 216ff., 621, 660, 663f.
    - inverse hyperbolic 184, 262
    - inverse trigonometric 262
    - Jacobian elliptic 261, 269f.
    - Kolmogorov-Smirnov probability 624f., 646f.
    - Legendre polynomial 178, 252f., 680
    - logarithm 262
    - modified Bessel 236ff.
    - modified Bessel, fractional order 246ff.
    - path integration to evaluate 208ff.
    - pathological 105f., 350f.
    - Poisson cumulant 221
    - prototypes 16f., 25, 930
    - representations of 496
    - routine for plotting a 349f.
    - sine and cosine integrals 255, 257ff.
    - sn, dn, cn 269
    - spherical Bessel 240
    - spherical harmonics 252f.
    - spheroidal harmonic 772ff., 779f., 781
    - Student's probability 226, 228
    - Weber 210
  - Functional iteration, for implicit equations 748
  - FWHM (full width at half maximum) 555
- G**
- Gamma deviate 290ff.
  - Gamma function 213f.
    - incomplete *see* Incomplete gamma function
  - Gauss-Chebyshev integration 147, 151, 518f.
  - Gauss-Hermite integration 151, 798
    - abscissas and weights 153
    - normalization 153

- Gauss-Jacobi integration 151  
 abscissas and weights 154
- Gauss-Jordan elimination 36ff., 41, 71  
 operation count 42, 48  
 solution of normal equations 673  
 storage requirements 38f.
- Gauss-Kronrod quadrature 160
- Gauss-Laguerre integration 151, 798
- Gauss-Legendre integration 151  
*see also* Gaussian integration
- Gauss-Lobatto quadrature 160, 196, 518
- Gauss-Radau quadrature 160
- Gauss-Seidel method (relaxation) 864, 866, 873, 874f.  
 nonlinear 884
- Gauss transformation 262
- Gaussian (normal) distribution 275, 658, 807  
 central limit theorem 658f.  
 deviates from 288f., 578  
 kurtosis of 612  
 multivariate 695  
 semi-invariants of 614  
 tails compared to Poisson 659  
 two-dimensional (binormal) 637  
 variance of skewness of 612
- Gaussian elimination 41f., 59, 63  
 fill-in 53, 71  
 integral equations 795  
 operation count 42  
 in reduction to Hessenberg form 485  
 relaxation solution of boundary value problems 762ff., 785
- Gaussian function  
 Hardy's theorem on Fourier transforms 607  
*see also* Gaussian (normal) distribution
- Gaussian integration 133, 147ff., 798  
 calculation of abscissas and weights 150ff.  
 error estimate in solution 793  
 extensions of 160  
 Golub-Welsch algorithm for weights and abscissas 156f.  
 for integral equations 790, 792  
 from known recurrence relation 156f.  
 nonclassical weight function 157ff., 797  
 and orthogonal polynomials 148  
 preassigned nodes 160  
 weight function  $\log x$  159  
 weight functions 147ff., 797
- Gear's method (stiff ODEs) 737
- Geiger counter 274
- Generalized eigenvalue problems 462
- Generalized minimum residual method (GMRES) 85
- Geophysics, use of Backus-Gilbert method 818
- Gerchberg-Saxton algorithm 814f.
- Gilbert and Sullivan 720
- Givens reduction 469f., 480  
 fast 470  
 operation count 470
- Glassman, A.J. 185
- Global optimization 394f., 444ff., 656  
 continuous variables 451f.
- Globally convergent  
 minimization 425ff.  
 root finding 380, 383ff., 390, 757f., 761
- GMRES (generalized minimum residual method) 85
- GNU Emacs xiii
- Godunov's method 846
- Golden mean (golden ratio) 30, 354, 399, 406
- Golden section search 348, 396, 397ff., 403
- Golub-Welsch algorithm, for Gaussian quadrature 156f.
- Goodness-of-fit 656, 660, 663f., 668, 695
- goto statements, danger of 8
- Gram-Schmidt  
 biorthogonalization 421f.  
 orthogonalization 100, 457, 458  
 SVD as alternative to 66
- Graphics, function plotting 349f.
- Gravitational potential 525
- Gray code 311, 889, 894ff.
- Greenbaum, A. 86
- Gregorian calendar 12, 15
- Grid square 123f.
- Group, dihedral 902
- Guard digits 890
- H**
- Half weighting 876
- Halton's quasi-random sequence 309f.
- Hamming window 554
- Hamming's motto 348
- Hann window 554
- Harmonic analysis *see* Fourier transform
- Hashing 303
- HDLC checksum 898
- Header (.h) files 16f.
- Heap (data structure) 336f., 344, 905
- Heapsort 329, 336f., 344
- Helmholtz equation 861
- Hermite polynomials 151, 153
- Hermitian matrix 457ff., 481f.
- Hertz (unit of frequency) 496
- Hessenberg matrix 100, 460, 477, 482, 494  
*see also* Matrix
- Hessian matrix 389, 414, 422, 427, 681ff., 812, 824  
 is inverse of covariance matrix 673, 685  
 second derivatives in 683
- Hexadecimal constants 285, 303
- Hierarchically band diagonal matrix 606
- Hierarchy of program structure 5ff.
- High-order not same as high-accuracy 106f., 130, 396, 406, 711, 715, 748f.
- High-pass filter 558
- Hilbert matrix 90
- Historic maximum entropy method 825f.
- Homogeneous linear equations 61
- Hook step methods 393
- Hotelling's method for matrix inverse 57, 606
- Householder transformation 60, 460, 469ff., 476, 480, 481, 484f., 488ff.  
 operation count 474  
 in QR decomposition 99
- Huffman coding 571, 889, 903ff., 910
- Hyperbolic functions, explicit formulas for inverse 184



- Hyperbolic partial differential equations 827  
 advective equation 835  
 flux-conservative initial value problems 834ff.
- Hypergeometric function 208ff., 271ff.  
 routine for 272f.
- Hypothesis, null 609
- I**M xvii  
 bad random number generator 277  
 PC 3, 285, 303, 894  
 radix base for floating point arithmetic 483
- IBM checksum 901f.
- ICCG (incomplete Cholesky conjugate gradient method) 833
- ICF (intrinsic correlation function) model 826
- Identity (unit) matrix 34
- IEEE floating point format 285, 890f.
- if structure 11  
 warning about nesting 11
- IIR (infinite impulse response) filter 559, 573
- Ill-conditioned integral equations 789
- Image processing 525, 812  
 cosine transform 519  
 fast Fourier transform (FFT) 525, 530, 812  
 as an inverse problem 812  
 maximum entropy method (MEM) 818ff.  
 from modulus of Fourier transform 814  
 wavelet transform 603
- imatrix() utility 944
- Implicit  
 conversion of data types 24f., 930  
 function theorem 347  
 pivoting 38  
 shifts in QL method 478ff.
- Implicit differencing 836  
 for diffusion equation 848  
 for stiff equations 735f., 749
- Importance sampling, in Monte Carlo 316f.
- Improper integrals 141ff.
- Impulse response function 538, 549, 559
- IMSL xvii, 35, 72, 212, 371, 376, 461
- In-place selection 342
- Include files 17, 930
- Incomplete beta function 226ff.  
 for F-test 619  
 routine for 227f.  
 for Student's t 616, 618
- Incomplete Cholesky conjugate gradient method (ICCG) 833
- Incomplete gamma function 216  
 for chi-square 621, 660, 663f.  
 deviates from 290ff.  
 in mode estimation 616  
 routine for 218f.
- Increment of linear congruential generator 276
- Indentation of blocks 11
- Index 965ff.  
 this entry 977
- Index table 329, 338
- Inequality constraints 431
- Inheritance 7
- Initial value problems 708, 827f.  
*see also* Differential equations;  
 Partial differential equations
- Injection operator 873
- Instability *see* Stability
- Integer programming 443
- Integral equations 788ff.  
 adaptive stepsize control 797  
 block-by-block method 797  
 correspondence with linear algebraic equations 788ff.  
 degenerate kernel 794  
 eigenvalue problems 789, 794  
 error estimate in solution 793  
 Fredholm 788f., 791f.  
 Fredholm alternative 789  
 homogeneous, second kind 793f.  
 ill-conditioned 789  
 infinite range 797f.  
 inverse problems 789, 804ff.  
 kernel 788f.  
 nonlinear 790, 796  
 Nystrom method 791f., 797  
 product Nystrom method 797  
 with singularities 797ff.  
 with singularities, worked example 801  
 subtraction of singularity 798  
 symmetric kernel 794  
 unstable quadrature 796  
 Volterra 789f., 794f.  
 wavelets 791  
*see also* Inverse problems
- Integral operator, wavelet approximation of 603f., 791
- Integration of functions 129ff.  
 cosine integrals 257  
 Fourier integrals 584ff.  
 Fourier integrals, infinite range 590f.  
 Fresnel integrals 255  
 Gauss-Hermite 153  
 Gauss-Jacobi 154  
 Gauss-Laguerre 152  
 Gauss-Legendre 151  
 integrals that are elliptic integrals 261  
 path integration 208ff.  
 sine integrals 257  
*see also* Quadrature
- Integro-differential equations 791
- Interface, in programs 7
- Intermediate value theorem 350
- Internet xvii
- Interpolation 105ff.  
 Aitken's algorithm 108  
 avoid 2-stage method 106  
 avoid in Fourier analysis 576  
 bicubic 125f.  
 bilinear 123f.  
 caution on high-order 106f.  
 coefficients of polynomial 106, 120ff., 197, 582  
 for computing Fourier integrals 586  
 error estimates for 106  
 of functions with poles 111ff.  
 inverse quadratic 360, 402ff.

- multidimensional 107f., 123ff.
- in multigrid method 876
- Neville's algorithm 108f., 188
- Nystrom 792
- offset arrays 110, 119
- operation count for 106
- operator 873
- order of 106
- and ordinary differential equations 107
- oscillations of polynomial 106, 120, 396, 406
- parabolic, for minimum finding 402
- polynomial 105, 108ff., 188
- rational Chebyshev approximation 204ff.
- rational function 105, 111ff., 200ff., 231f., 724ff., 731
- reverse (extirpolation) 581f.
- spline 106, 113ff., 127f.
- trigonometric 105
- see also* Fitting
- Interval variable (statistics) 628
- Intrinsic correlation function (ICF) model 826
- Inverse hyperbolic function 184, 262
- Inverse iteration *see* Eigensystems
- Inverse problems 789, 804ff.
  - Backus-Gilbert method 815ff.
  - Bayesian approach 808, 820, 825f.
  - central idea 808
  - constrained linear inversion method 808ff.
  - data inversion 816
  - deterministic constraints 813ff.
  - in geophysics 818
  - Gerchberg-Saxton algorithm 814f.
  - incomplete Fourier coefficients 822
  - and integral equations 789
  - linear regularization 808ff.
  - maximum entropy method (MEM) 818ff., 824f.
  - MEM demystified 823
  - Phillips-Twomey method 808ff.
  - principal solution 806
  - regularization 805ff.
  - regularizing operator 807
  - stabilizing functional 807
  - Tikhonov-Miller regularization 808ff.
  - trade-off curve 804
  - trade-off curve, Backus-Gilbert method 818
  - two-dimensional regularization 812
  - use of conjugate gradient minimization 812f., 824
  - use of convex sets 813f.
  - use of Fourier transform 812, 814
  - Van Cittert's method 813
- Inverse quadratic interpolation 360, 402ff.
- Inverse response kernel, in Backus-Gilbert method 816f.
- Inverse trigonometric function 262
- ISBN (International Standard Book Number)
  - checksum 901
- Iterated integrals 161
- Iteration 8
  - functional 748
  - to improve solution of linear algebraic equations 55ff., 201
  - for linear algebraic equations 35
  - required for two-point boundary value problems 753
  - in root finding 347f.
- Iteration matrix 865
- ITPACK 78
- ivector() utility 943
- J**acobi matrix, for Gaussian quadrature 156
- Jacobi transformation (or rotation) 100, 460, 463ff., 469, 481, 495
- Jacobian determinant 288f., 783
- Jacobian elliptic functions 261, 269f.
- Jacobian matrix 381, 383, 386, 389, 738
  - singular in Newton's rule 393
- Jacobi's method (relaxation) 864f., 866, 873
- Jenkins-Traub method 376
- Julian Day 1, 12, 14
- Jump transposition errors 902
- K**-S test *see* Kolmogorov-Smirnov test
- Kalman filter 705
- Kaps-Rentrop method 737
- Kendall's tau 640, 642ff.
- Kermit checksum 897
- Kernel 788f.
  - averaging, in Backus-Gilbert method 816f.
  - degenerate 794
  - finite rank 794
  - inverse response 816f.
  - separable 794
  - singular 797f.
  - symmetric 793f.
- Kernighan & Ritchie C (K&R C) 2, 16, 24, 930
- Keys used in sorting 338, 897
- Kolmogorov-Smirnov test 620, 623ff., 699
  - two-dimensional 645ff.
  - variants 626ff., 645ff.
- Kuiper's statistic 627
- Kurtosis 612, 614
- L**-estimate 699
- Labels, statement 8
- Lag 498, 545f., 560
- Lagrange multiplier 804
- Lagrange's formula for polynomial interpolation 91, 108, 582, 585
- Laguerre's method 348, 371ff.
- Lanczos lemma 504f.
- Lanczos method for gamma function 213
- Landen transformation 262
- LAPACK 35
- Laplace's equation 252, 827
  - see also* Poisson equation
- Las Vegas 631
- Latin square or hypercube 315
- Laurent series 573
- Lax method 837ff., 845, 854f.
  - multidimensional 854f.
- Lax-Wendroff method 844ff.
- Leakage in power spectrum estimation 551, 554f.

- Leakage width 554f.
- Leapfrog method 842f.
- Least squares filters *see* Savitzky-Golay filters
- Least squares fitting 650f., 657ff., 661ff., 666ff., 671ff.
- contrasted to general minimization problems 689
  - degeneracies in 677, 679
  - Fourier components 577
  - freezing parameters in 674, 705
  - general linear case 671ff.
  - Levenberg-Marquardt method 683ff., 825
  - Lomb periodogram 577
    - as M-estimate for normal errors 701
    - as maximum likelihood estimator 658
    - as method for smoothing data 650f.
    - multidimensional 680
    - nonlinear 393, 681ff., 825
    - nonlinear, advanced methods 688
    - normal equations 651, 672ff., 809f.
    - normal equations often singular 676, 679
    - optimal (Wiener) filtering 547
    - QR method in 100, 674
    - for rational Chebyshev approximation 205
    - relation to linear correlation 636, 664
    - Savitzky-Golay filter as 650f.
    - singular value decomposition (SVD) 34f., 59ff., 205, 676ff.
    - skewed by outliers 659
    - for spectral analysis 577
    - standard (probable) errors on fitted parameters 673, 677
    - weighted 658
    - see also* Fitting
- L'Ecuyer's long period random generator 280ff.
- Left eigenvalues or eigenvectors 458
- Legal matters xvi
- Legendre elliptic integral *see* Elliptic integrals
- Legendre polynomials 252f.
- fitting data to 680
  - recurrence relation 178
  - shifted monic 159
  - see also* Associated Legendre polynomials; Spherical harmonics
- Lehmer-Schur algorithm 376
- Lemarie's wavelet 600
- Lentz's method for continued fraction 171, 219
- Lepage, P. 319
- Leptokurtic distribution 612
- Levenberg-Marquardt algorithm 393, 683ff., 825
- advanced implementation 688
  - Levinson's method 92f.
- Lewis, H.W. 284
- License information xvi
- Limbo 362
- Limit cycle, in Laguerre's method 372
- Line minimization *see* Minimization, along a ray
- Line search *see* Minimization, along a ray
- Linear algebraic equations 32ff.
- band diagonal 51ff.
  - biconjugate gradient method 84f.
  - Cholesky decomposition 96ff., 430, 462, 674
    - complex 49f.
    - computing  $\mathbf{A}^{-1} \cdot \mathbf{B}$  48
    - conjugate gradient method 83ff., 606
    - cyclic tridiagonal 74f.
    - direct methods 35, 71
    - Gauss-Jordan elimination 36ff.
    - Gaussian elimination 41f.
    - Hilbert matrix 90
    - Hotelling's method 57, 606
    - and integral equations 788ff., 792
    - iterative improvement 55ff., 201
    - iterative methods 35, 83ff.
    - large sets of 33
    - least squares solution 62, 65f., 205, 676
    - LU decomposition 43ff., 201, 393, 739, 792, 795, 810
    - nonsingular 33
    - overdetermined 34f., 205, 676, 806
    - partitioned 77f.
    - QR decomposition 98f., 389, 393, 674
    - row vs. column elimination 40f.
    - Schultz's method 57, 606
    - Sherman-Morrison formula 73ff., 90
    - singular 32, 61, 66, 205, 676
    - singular value decomposition (SVD) 59ff., 205, 676ff., 806
    - sparse 33, 51ff., 71ff., 739, 813
    - summary of tasks 34
    - Toeplitz 90, 92ff., 201
    - Vandermonde 90ff., 120
    - wavelet solution 603ff., 791
    - Woodbury formula 75ff., 90
    - see also* Eigensystems
  - Linear congruential random number generator 276f.
    - choice of constants for 284f.
  - Linear constraints 431
  - Linear convergence 353, 400
  - Linear correlation (statistics) 636ff.
  - Linear dependency
    - constructing orthonormal basis 66, 100
    - of directions in  $N$ -dimensional space 415
    - in linear algebraic equations 32f.
  - Linear equations *see* Differential equations; Integral equations; Linear algebraic equations
  - Linear inversion method, constrained 808ff.
  - Linear prediction 564ff.
    - characteristic polynomial 567
    - coefficients 564ff.
    - compared with regularization 810
    - contrasted to polynomial extrapolation 567
    - related to optimal filtering 565f.
    - removal of bias in 570
    - stability 567
  - Linear predictive coding (LPC) 571f.
  - Linear programming 394, 430ff.
    - artificial variables 437
    - auxiliary objective function 437
    - basic variables 434
    - composite simplex algorithm 443
    - constraints 431

- convergence criteria 439
  - degenerate feasible vector 436
  - dual problem 443
  - equality constraints 431
  - feasible basis vector 433f.
  - feasible vector 431
  - fundamental theorem 432f.
  - inequality constraints 431
  - left-hand variables 434
  - nonbasic variables 434
  - normal form 433
  - objective function 431
  - optimal feasible vector 431
  - pivot element 435f.
  - primal-dual algorithm 443
  - primal problem 443
  - reduction to normal form 436ff.
  - restricted normal form 433ff.
  - revised simplex method 443
  - right-hand variables 434
  - simplex method 408f., 430, 433ff., 439ff.
  - slack variables 436
  - tableau 434
  - vertex of simplex 433
  - Linear regression 661ff., 666ff.  
  *see also* Fitting
  - Linear regularization 808ff.
  - LINPACK 35
  - Little-endian 302
  - Local extrapolation 715
  - Local extremum 394, 445
  - Localization of roots *see* Bracketing
  - Logarithmic function 262
  - Lomb periodogram method of spectral analysis  
  576f.  
  fast algorithm 581f.
  - Loops 8
  - Lorentzian probability distribution 292, 701f.
  - Low-pass filter 558, 650
  - LP coefficients *see* Linear prediction
  - LPC (linear predictive coding) 571f.
  - LU decomposition 43ff., 56f., 59, 63, 71,  
  104, 381, 673, 739  
  for  $\mathbf{A}^{-1} \cdot \mathbf{B}$  48  
  band diagonal matrix 51ff., 53f.  
  complex equations 49f.  
  Crout's algorithm 44ff., 53  
  for integral equations 792, 795  
  for inverse iteration of eigenvectors 494  
  for inverse problems 810  
  for matrix determinant 49  
  for matrix inverse 48  
  for nonlinear sets of equations 381, 393  
  operation count 44, 48  
  for Padé approximant 201  
  pivoting 45f.  
  repeated backsubstitution 48, 54  
  solution of linear algebraic equations 48  
  solution of normal equations 673  
  for Toeplitz matrix 94
  - Lucifer (encryption algorithm) 300
  - `lvector()` utility 943
  - how to compute 702f.
    - local 700ff.  
  *see also* Maximum likelihood estimate
  - Machine accuracy 28f., 890
  - Macintosh, *see* Apple Macintosh
  - Maehly's procedure 370, 378
  - Magic
    - in MEM image restoration 823
    - in Padé approximation 201
  - Mantissa in floating point format 28, 890,  
  918
  - Marginals 630
  - Marquardt method (least squares fitting) 683ff.,  
  825
  - Mass, center of 305ff.
  - MasterCard checksum 901f.
  - Mathematical Center (Amsterdam) 360
  - Matrix 33ff.
    - allocating and freeing 21f., 940ff.
    - approximation of 66f., 605f.
    - band diagonal 50, 51ff., 71
    - band triangular 71
    - banded 35, 461
    - bidagonal 60
    - block diagonal 71, 762
    - block triangular 71
    - block tridiagonal 71
    - bordered 71
    - characteristic polynomial 456, 475f.
    - Cholesky decomposition 96ff., 430, 462,  
  674
    - column augmented 37
    - compatibility 940
    - complex 49f.
    - condition number 61, 85
    - curvature 682
    - cyclic banded 71
    - cyclic tridiagonal 74f.
    - defective 457, 482, 494
    - of derivatives *see* Hessian matrix; Jacobian  
  determinant
    - design (fitting) 651, 671, 809
    - determinant of 34, 49
    - diagonalization 459ff.
    - elementary row and column operations 37
    - finite differencing of partial differential  
  equations 830ff.
    - freeing a submatrix 23
    - Hermitian 457, 461, 481f.
    - Hermitian conjugate 457
    - Hessenberg 100, 460, 477, 482, 484f., 494
    - Hessian *see* Hessian matrix
    - hierarchically band diagonal 606
    - Hilbert 90
    - identity 34
    - ill-conditioned 61, 63, 120
    - indexed storage of 78f.  
  and integral equations 788, 792
    - inverse 34, 36, 42, 48f., 73ff., 77f., 102ff.
    - inverse, approximate 57
    - inverse by Hotelling's method 57, 606
    - inverse by Schultz's method 57, 606
    - inverse multiplied by a matrix 49
    - iteration for inverse 57, 606
    - Jacobi transformation 460, 463ff., 469
- M**-estimates 699ff.

- Jacobian 738  
 lower triangular 43f., 96, 790  
 multiplication denoted by dot 33  
 norm 58  
 normal 457, 458  
 nullity 61  
 nullspace 34, 61, 63, 456, 804  
 orthogonal 98, 457, 470, 594  
 orthogonal transformation 459, 470ff., 477  
 orthonormal basis 66, 100  
 outer product denoted by  $\otimes$  73, 427  
 partitioning for determinant 78  
 partitioning for inverse 77f.  
 pattern multiply of sparse 81f.  
 positive definite 35, 96, 674  
 QR decomposition 98f., 389, 393, 674  
 range 61  
 rank 61  
 residual 57  
 row and column indices 33  
 row vs. column operations 40f.  
 self-adjoint 457  
 similarity transform 459ff., 463, 483, 485, 488  
 singular 61, 63, 66, 456  
 singular value decomposition 34f., 59ff., 806  
 sparse 33, 71ff., 78, 606, 739, 762, 813  
 special forms 35  
 splitting in relaxation method 865f.  
 spread 817  
 square root of 430, 462  
 storage schemes in C 20f., 33f., 940ff.  
 submatrix of 22, 945  
 symmetric 35, 96, 457, 461, 469ff., 674, 793f.  
 threshold multiply of sparse 81ff.  
 Toeplitz 90, 92ff., 201  
 transpose of sparse 80f.  
 triangular 460  
 tridiagonal 35, 50f., 71, 115, 156, 460, 461, 469ff., 475ff., 494, 848f., 862, 870f.  
 tridiagonal with fringes 831  
 unitary 457  
 updating 100, 389f.  
 upper triangular 43f., 98  
 Vandermonde 90ff., 120  
*see also* Eigensystems
- Matrix equations *see* Linear algebraic equations
- `matrix()` utility 943f.
- Matterhorn 612
- Maximization *see* Minimization
- Maximum entropy method (MEM) 572ff.  
 algorithms for image restoration 824f.  
 Bayesian 825f.  
 Cornwell-Evans algorithm 825  
 demystified 823  
 historic vs. Bayesian 825f.  
 image restoration 818ff.  
 intrinsic correlation function (ICF) model 826  
 for inverse problems 818ff.  
 operation count 574  
*see also* Linear prediction
- Maximum likelihood estimate (M-estimates) 695, 699ff.  
 and Bayes' Theorem 820  
 chi-square test 695  
 defined 658  
 how to compute 702f.  
 mean absolute deviation 701, 703  
 relation to least squares 658
- Maxwell's equations 835
- Mean(s)  
 of distribution 610f., 614  
 statistical differences between two 615ff.
- Mean absolute deviation of distribution 611, 701  
 related to median 703
- Measurement errors 656
- Median 329  
 calculating 341  
 of distribution 611, 614f.  
 as L-estimate 699  
 role in robust straight line fitting 703  
 by selection 703
- Median-of-three, in Quicksort 333
- MEM *see* Maximum entropy method (MEM)
- Memory, allocating and freeing 19, 21f., 940ff.
- Merit function 656  
 in general linear least squares 671  
 for inverse problems 806  
 nonlinear models 681  
 for straight line fitting 662, 703  
 for straight line fitting, errors in both coordinates 666
- Mesh-drift instability 843f.
- Mesokurtic distribution 612
- Method of regularization 808ff.
- Metropolis algorithm 445f.
- Microsoft xvii
- Midpoint method *see* Modified midpoint method;  
 Semi-implicit midpoint rule
- Mikado, or Town of Tipu 720
- Miller's algorithm 181, 234
- Minimal solution of recurrence relation 179
- Minimax polynomial 192, 204
- Minimax rational function 204
- Minimization 394ff.  
 along a ray 84, 384f., 396, 412f., 418f., 424, 425  
 annealing, method of simulated 394f., 444ff.  
 bracketing of minimum 397ff., 409  
 Brent's method 396, 402ff., 406, 666  
 Broyden-Fletcher-Goldfarb-Shanno algorithm 397, 426ff.  
 chi-square 659ff., 681ff.  
 choice of methods 395ff.  
 combinatorial 444  
 conjugate gradient method 396f., 420ff., 812f., 824  
 convergence rate 400, 415f.  
 Davidon-Fletcher-Powell algorithm 397, 426f.  
 degenerate 804  
 direction-set methods 396, 412ff.

- downhill simplex method 396, 408ff., 451f., 702f.  
 finding best-fit parameters 656  
 Fletcher-Reeves algorithm 396f., 421ff.  
 functional 804  
 global 394f., 451f., 656  
 globally convergent multidimensional 425ff.  
 golden section search 397ff., 403  
 multidimensional 395f., 408ff.  
 in nonlinear model fitting 681f.  
 Polak-Ribiere algorithm 396f., 422f.  
 Powell's method 396, 408, 412ff.  
 quasi-Newton methods 383, 397, 425ff.  
 and root finding 382  
 scaling of variables 428  
 by searching smaller subspaces 824  
 steepest descent method 421, 813  
 termination criterion 398f., 410  
 use in finding double roots 348  
 use for sparse linear systems 84ff.  
 using derivatives 396f., 405ff.  
 variable metric methods 397, 425ff.  
*see also* Linear programming
- Minimum residual method, for sparse system 85
- MINPACK 688
- MIPS 894
- Missing data problem 576
- Mississippi River 446, 455
- Mode of distribution 611, 615
- Modeling of data *see* Fitting
- Model-trust region 393, 688
- Modes, homogeneous, of recursive filters 561
- Modified Bessel functions *see* Bessel functions
- Modified Lentz's method, for continued fractions 171
- Modified midpoint method 722f., 726
- Modified moments 158
- Modula-2 7
- Modular arithmetic, without overflow 278, 281, 284
- Modularization, in programs 6f.
- Modulus of linear congruential generator 276
- Moments
  - of distribution 610ff.
  - filter that preserves 650
  - modified problem of 158
  - problem of 90f.
  - and quadrature formulas 799
  - semi-invariants 614
- Monic polynomial 149
- Monotonicity constraint, in upwind differencing 846
- Monte Carlo 162, 275
  - adaptive 316ff., 319ff.
  - bootstrap method 691f.
  - comparison of sampling methods 318f.
  - exploration of binary tree 300
  - importance sampling 316f.
  - integration 130, 162, 304ff., 316ff.
  - integration, recursive 323ff.
  - integration, using Sobol' sequence 313ff.
  - integration, VEGAS algorithm 319ff.
  - and Kolmogorov-Smirnov statistic 627, 646f.
  - partial differential equations 833
  - quasi-random sequences in 309ff.
  - quick and dirty 691f.
  - recursive 316ff., 323ff.
  - significance of Lomb periodogram 578
  - simulation of data 660, 689ff., 695
  - stratified sampling 317f., 323
- Moon, calculate phases of 1f., 13f.
- Mother functions 591
- Mother Nature 689, 691
- Moving average (MA) model 573
- Moving window averaging 650
- Mozart 8
- MS xvii
- MS-DOS xii, 3
- Muller's method 371, 379
- Multidimensional
  - confidence levels of fitting 694
  - data, use of binning 629
  - Fourier transform 521ff.
  - Fourier transform, real data 525ff.
  - initial value problems 853ff.
  - integrals 130, 161ff., 304ff., 316ff.
  - interpolation 123ff.
  - Kolmogorov-Smirnov test 645ff.
  - least squares fitting 680
  - minimization 408ff., 412ff., 420ff.
  - Monte Carlo integration 304ff., 316ff.
  - normal (Gaussian) distribution 695
  - optimization 395f.
  - partial differential equations 853ff.
  - root finding 347ff., 365, 377, 379ff., 382, 754, 757f., 761, 762
  - search using quasi-random sequence 309
  - secant method 380, 389ff.
  - wavelet transform 602
- Multigrid method 833, 871ff.
  - avoid SOR 875
  - boundary conditions 877f.
  - choice of operators 877
  - coarse-to-fine operator 873
  - coarse-grid correction 873f.
  - cycle 874
  - dual viewpoint 883
  - fine-to-coarse operator 873
  - full approximation storage (FAS) algorithm 882ff.
  - full multigrid method (FMG) 872, 877f.
  - full weighting 876
  - Gauss-Seidel relaxation 874f.
  - half weighting 876
  - importance of adjoint operator 876
  - injection operator 873
  - interpolation operator 873
  - line relaxation 875
  - local truncation error 883
  - Newton's rule 882, 884
  - nonlinear equations 882ff.
  - nonlinear Gauss-Seidel relaxation 884
  - odd-even ordering 875, 878
  - operation count 871
  - prolongation operator 873
  - recursive nature 874

- relative truncation error 883
- relaxation as smoothing operator 874
- restriction operator 873
- speeding up FMG algorithm 881f.
- stopping criterion 884
- straight injection 876
- symbol of operator 875f.
- use of Richardson extrapolation 878
- V-cycle 874
- W-cycle 874
- zebra relaxation 875
- Multiple precision arithmetic 915ff.
- Multiple roots 348, 369
- Multiplication, complex 177
- Multiplication, multiple precision 916, 918
- Multiplier of linear congruential generator 276
- Multistep and multivalued methods (ODEs) 747ff.
  - see also* Differential Equations; Predictor-corrector methods
- Multivariate normal distribution 695
- Murphy's Law 413
- Musical scores 5
  
- NAG** xvii, 35, 72, 212, 461
- National Science Foundation (U.S.) xiii, xv
- Natural cubic spline 115
- Navier-Stokes equation 839, 840
- Needle, eye of (minimization) 410
- Negation, multiple precision 916
- Negentropy 820, 904
- Nelder-Mead minimization method 396, 408ff.
- Nested iteration 877
- Neumann boundary conditions 829, 849, 860, 867
- Neutrino 645
- Neville's algorithm 108f., 111, 140, 188
- Newton-Cotes formulas 131ff., 147
  - open 132
- Newton-Raphson method *see* Newton's rule
- Newton's rule 149f., 185, 348, 362ff., 369, 371, 476
  - with backtracking 384f.
  - caution on use of numerical derivatives 365
  - fractal domain of convergence 367f.
  - globally convergent multidimensional 380, 383ff., 389, 757f., 761
  - for matrix inverse 57, 606
  - in multidimensions 377, 379ff., 757f., 761, 762
  - in nonlinear multigrid 882, 884
  - nonlinear Volterra equations 796
  - for reciprocal of number 919
  - safe 366
  - scaling of variables 389
  - singular Jacobian 393
  - solving stiff ODEs 748
  - for square root of number 921
- Niederreiter sequence 310
- NL2SOL 688
- Noise
  - bursty 897
  - effect on maximum entropy method 574
  - equivalent bandwidth 554
  - fitting data which contains 653, 656
  - model, for optimal filtering 548
- Nominal variable (statistics) 628
- Nonexpansive projection operator 814
- Non-interfering directions *see* Conjugate directions
- Nonlinear eigenvalue problems 462
- Nonlinear equations
  - finding roots of 347ff.
  - integral equations 790, 796
  - in MEM inverse problems 822f.
  - multigrid method for elliptic PDEs 882ff.
- Nonlinear instability 840
- Nonlinear programming 443
- Nonnegativity constraints 430f.
- Nonparametric statistics 639ff.
- Nonpolynomial complete (NP-complete) 445
- Norm, of matrix 58
- Normal (Gaussian) distribution 275, 658, 687f., 807
  - central limit theorem 658f.
  - deviates from 288f., 578
  - kurtosis of 612
  - multivariate 695
  - semi-invariants of 614
  - tails compared to Poisson 659
  - two-dimensional (binormal) 637
  - variance of skewness of 612
- Normal equations (fitting) 34f., 651, 672ff., 804, 809f.
  - often are singular 676
- Normalization
  - of Bessel functions 181
  - of floating-point representation 28, 890
  - of functions 149, 774
  - of modified Bessel functions 239
- Notch filter 558, 562f.
- NP-complete problem 445
- nr.h prototypes for Numerical Recipes 17, 930
- NRANSI macro 17, 930
- NR\_END macro, for offset arrays 941
- nrerror() utility 2, 942f.
- nrutil.c utility functions 2, 19, 21f., 940, 942ff.
- nrutil.h prototypes for utilities 17, 27, 940ff.
- Null hypothesis 609
- Nullity 61
- Nullspace 34, 61, 63, 456, 804
- Number-theoretic transforms 509f.
- Numerical derivatives 186ff., 651
- Numerical integration *see* Quadrature
- Numerical Recipes
  - compatibility with First Edition 3f.
  - compilers tested 3
  - Example Book 3
  - how to get diskettes xvi, 996f.
  - how to report bugs iv
  - license information xvi
  - list of all 951ff.
  - machines tested 3
  - OEM information xvii
  - no warranty on xvi

- programming conventions 25ff.
  - programs by chapter and section xix
  - prototypes (`nr.h`) 17, 930
  - table of dependencies 951ff.
  - table of prototypes 930
  - as trademark xvii
  - utility functions 2, 940ff.
  - utility prototypes (`nrutil.h`) 17, 27, 940ff.
  - Numerical Recipes Software xi, xvii
    - address and fax number xvii
  - Nyquist frequency 500ff., 526, 550, 552, 576, 578f.
  - Nystrom method 791f., 797f.
    - product version 797
- O**
- Object extensibility 7
  - Objective function 431
  - Object-oriented programming 7
  - Oblateness parameter 773
  - Odd parity 896
  - Odd-even ordering
    - in Gauss-Seidel relaxation 875, 878
    - in successive over-relaxation (SOR) 868
  - OEM information xvii
  - One-sided power spectral density 498
  - Operation count
    - balancing 483
    - Bessel function evaluation 234f.
    - bisection method 353
    - Cholesky decomposition 97
    - coefficients of interpolating polynomial 120f.
    - complex multiplication 104
    - cubic spline interpolation 115
    - evaluating polynomial 174f.
    - fast Fourier transform (FFT) 504
    - Gauss-Jordan elimination 42, 48
    - Gaussian elimination 42
    - Givens reduction 470
    - Householder reduction 474
    - interpolation 106
    - inverse iteration 494
    - iterative improvement 56
    - Jacobi transformation 467
    - Kendall's tau 643f.
    - linear congruential generator 277
    - LU decomposition 44, 48
    - matrix inversion 104
    - matrix multiplication 103
    - maximum entropy method 574
    - multidimensional minimization 420
    - multigrid method 871
    - multiplication 918
    - polynomial evaluation 104, 174f.
    - QL method 477, 480
    - QR decomposition 98
    - QR method for Hessenberg matrices 490
    - reduction to Hessenberg form 485
    - selection by partitioning 341
    - sorting 329ff.
    - Toeplitz matrix 90
    - Vandermonde matrix 90
  - Operator
    - associativity, in C 25f.
    - overloading 7
    - precedence, in C 25f.
    - splitting 832, 856f., 870
  - Optimal feasible vector 431
  - Optimal (Wiener) filtering 542, 547ff., 565f., 650
    - compared with regularization 810
  - Optimization *see* Minimization
  - Ordinal variable (statistics) 628
  - Ordinary differential equations *see* Differential equations
  - Orthogonal *see* Orthonormal functions; Orthonormal polynomials
  - Orthogonal transformation 459, 470ff., 477, 591
  - Orthonormal basis, constructing 66, 100
  - Orthonormal functions 149, 252
  - Orthonormal polynomials
    - Chebyshev 151, 190ff.
    - construct for arbitrary weight 157ff.
    - in Gauss-Hermite integration 153
    - and Gaussian quadrature 149
    - Gaussian weights from recurrence 156
    - Hermite 151
    - Jacobi 151
    - Laguerre 151
    - Legendre 151
    - weight function  $\log x$  159
  - Orthonormality 59f., 149, 470
  - Outer product of matrices (denoted by  $\otimes$ ) 73, 427
  - Outgoing wave boundary conditions 829
  - Outlier 611, 659, 662, 699, 702
    - see also* Robust estimation
  - Overcorrection 866
  - Overflow 890
    - how to avoid in modulo multiplication 278
    - in complex arithmetic 177
  - Overlap-add and overlap-save methods 543f.
  - Overrelaxation parameter 866
    - choice of 866f.
- P**
- Padé approximant 111, 200ff.
  - Parabolic interpolation 403
  - Parabolic partial differential equations 827, 847ff.
  - Parallel axis theorem 318
  - Parameters in fitting function 657f., 689ff.
  - Parity bit 896
  - Park and Miller minimal standard random generator 278f.
  - Parseval's Theorem 498, 551
    - discrete form 504
  - Partial differential equations 827ff.
    - advective equation 835
    - alternating-direction implicit method (ADI) 856, 870f.
    - amplification factor 837, 843
    - analyze/factorize/operate package 833
    - artificial viscosity 840, 846
    - biconjugate gradient method 833
    - boundary conditions 828ff.



- boundary value problems 828ff., 857f.  
 Cauchy problem 827f.  
 caution on high-order methods 853f.  
 Cayley's form 853  
 characteristics 827  
 Chebyshev acceleration 868f.  
 classification of 827ff.  
 comparison of rapid methods 863  
 conjugate gradient method 833  
 Courant condition 838, 841, 843, 845  
 Courant condition (multidimensional) 855  
 Crank-Nicolson method 848, 851, 853, 855  
 cyclic reduction (CR) method 857f., 861f.  
 diffusion equation 827, 847ff., 855, 864  
 Dirichlet boundary conditions 829, 848, 859, 865, 867  
 elliptic, defined 827  
 error, varieties of 840ff.  
 explicit vs. implicit differencing 836  
 FACR method 863  
 finite difference method 830ff.  
 finite element methods 833f.  
 flux-conservative initial value problems 834ff.  
 forward Euler differencing 835f.  
 Forward Time Centered Space (FTCS) 836ff., 847ff., 852, 864  
 Fourier analysis and cyclic reduction (FACR) 857ff., 863  
 Gauss-Seidel method (relaxation) 864, 873ff., 884  
 Godunov's method 846  
 Helmholtz equation 861  
 hyperbolic 827, 834f.  
 implicit differencing 848  
 incomplete Cholesky conjugate gradient method (ICCG) 833  
 inhomogeneous boundary conditions 859f.  
 initial value problems 827f.  
 initial value problems, recommendations on 847ff.  
 Jacobi's method (relaxation) 864f., 873  
 Laplace's equation 827  
 Lax method 837ff., 845, 854f.  
 Lax method (multidimensional) 854f.  
 matrix methods 833  
 mesh-drift instability 843f.  
 Monte Carlo methods 833  
 multidimensional initial value problems 853ff.  
 multigrid method 833, 871ff.  
 Neumann boundary conditions 829, 849, 860, 867  
 nonlinear diffusion equation 851  
 nonlinear instability 840  
 numerical dissipation or viscosity 839  
 operator splitting 832, 856f., 870  
 outgoing wave boundary conditions 829  
 parabolic 827, 847ff.  
 periodic boundary conditions 859, 867  
 piecewise parabolic method (PPM) 846  
 Poisson equation 827, 861  
 rapid (Fourier) methods 514ff., 833, 857ff.  
 relaxation methods 832, 863ff.  
 Schrödinger equation 851ff.  
 second-order accuracy 842ff., 848f.  
 shock 840, 846  
 sparse matrices from 71  
 spectral methods 833f.  
 spectral radius 865ff., 871  
 stability vs. accuracy 839  
 stability vs. efficiency 830  
 staggered grids 519, 861  
 staggered leapfrog method 842f.  
 strongly implicit procedure 833  
 successive over-relaxation (SOR) 866ff., 871, 875  
 time splitting 856f., 870  
 two-step Lax-Wendroff method 844ff.  
 upwind differencing 841f., 846  
 variational methods 833  
 varieties of error 840ff.  
 von Neumann stability analysis 836f., 839, 842, 849  
 wave equation 827, 834f.  
*see also* Elliptic partial differential equations; Finite difference equations (FDEs)
- Partial pivoting 38  
 Partition-exchange 332, 341  
 Partitioned matrix, inverse of 77f.  
 Party tricks 102ff., 174f.  
 Parzen window 554  
 Pascal 16, 18, 20  
 Pascal, Numerical Recipes in xv, 1  
 Path integration, for function evaluation 208ff., 271  
 Pattern multiply of sparse matrices 81f.  
 PBCG (preconditioned biconjugate gradient method) 85f., 833  
 PC methods *see* Predictor-corrector methods  
 PCGPACK 78  
 PDEs *see* Partial differential equations  
 Pearson's  $r$  636ff.  
 PECE method 749  
 Pentagon, symmetries of 902  
 Percentile 329  
 Period of linear congruential generator 276  
 Periodic boundary conditions 859, 867  
 Periodogram 550ff., 574  
   Lomb's normalized 576f., 581f.  
   variance of 552  
 Perl (programming language) xiii  
 Perron's theorems, for convergence of recurrence relations 180f.  
 Perturbation methods for matrix inversion 73ff.  
 Peter Principle 337  
 Phase error 840  
 Phase-locked loop 705  
 Phi statistic 631  
 Phillips-Twomey method 808ff.  
 Pi, computation of 915ff.  
 Piecewise parabolic method (PPM) 846  
 Pincherle's theorem 181  
 Pivot element 38, 41, 764  
   in linear programming 435f.  
 Pivoting 36, 38ff., 54, 73, 97  
   full 38  
   implicit 38, 46

- in LU decomposition 45f.
  - partial 38, 41, 46
  - and QR decomposition 99
  - in reduction to Hessenberg form 485
  - in relaxation method 764
  - for tridiagonal systems 51
- Pixel 525, 603, 812, 820
- Planck's constant 851
- Plane rotation *see* Givens reduction; Jacobi transformation (or rotation)
- Platykurtic distribution 612
- Plotting of functions 349f.
- POCS (method of projection onto convex sets) 814
- Poetry 5
- Pointer
  - to array 18
  - use for matrices 20, 33f., 940ff.
- Poisson equation 525, 827, 861
- Poisson probability function
  - cumulative 221
  - deviates from 290, 293ff., 579
  - semi-invariants of 614
  - tails compared to Gaussian 659
- Poisson process 287, 291, 293
- Polak-Ribiere algorithm 396f., 422f.
- Poles *see* Complex plane, poles in
- Polishing of roots 365, 370f., 376f.
- Polymorphism 7
- Polynomial interpolation 105, 108ff.
  - Aitken's algorithm 108
  - in Bulirsch-Stoer method 728, 730f.
  - coefficients for 120ff.
  - Lagrange's formula 91, 108f.
  - multidimensional 123ff.
  - Neville's algorithm 108f., 111, 140, 188
  - pathology in determining coefficients for 120
  - in predictor-corrector method 748
  - smoothing filters 650f.
  - see also* Interpolation
- Polynomials 173ff.
  - algebraic manipulations 175
  - approximating modified Bessel functions 236
  - approximation from Chebyshev coefficients 197
  - AUTODIN-II 898
  - CCITT 897f.
  - characteristic 375
  - characteristic, for digital filters 561, 567
  - characteristic, for eigenvalues of matrix 456, 475f.
  - Chebyshev 190ff.
  - CRC-16 898
  - deflation 369ff., 377
  - derivatives of 173f.
  - division 91, 175, 369, 377
  - evaluation of 173
  - evaluation of derivatives 173f.
  - extrapolation in Bulirsch-Stoer method 728, 730f.
  - extrapolation in Romberg integration 140
  - fitting 90, 120, 197, 650f., 671, 679f.
  - generator for CRC 897f.
  - ill-conditioned 369
  - matrix method for roots 375
  - minimax 192, 204
  - monic 149
  - multiplication 175
  - operation count for 174f.
  - orthonormal 149, 190f.
  - primitive modulo 2 296ff., 311f., 897
  - roots of 183ff., 369ff., 375
  - shifting of 198f.
  - stopping criterion in root finding 373
- Port, serial data 899
- Portability 2f., 16
- Portable random number generator *see* Random number generator
- Positive definite matrix, testing for 97
- Positivity constraints 431
- Postal Service (U.S.), barcode 902
- PostScript xiii, xvii
- Powell's method 396, 408, 412ff.
- Power (in a signal) 498f.
- Power series 165ff., 173f., 201
  - economization of 198ff.
  - Padé approximant of 200ff.
- Power spectral density *see* Fourier transform; Spectral density
- Power spectrum estimation *see* Fourier transform; Spectral density
- PPM (piecewise parabolic method) 846
- Precedence of operators, in C 25f.
- Precision, floating point 890
- Precision, multiple 915ff.
- Preconditioned biconjugate gradient method (PBCG) 85f.
- Preconditioning, in conjugate gradient methods 833
- Predictor-corrector methods 708, 737, 747ff.
  - Adams-Bashforth-Moulton schemes 749
  - adaptive order methods 751
  - compared to other methods 747f.
  - fallacy of multiple correction 748f.
  - with fixed number of iterations 749
  - functional iteration vs. Newton's rule 749
  - multivalued compared with multistep 749f.
  - starting and stopping 750, 751
  - stepsize control 749f.
- Prime numbers 924f.
- Primitive polynomials modulo 2 296ff., 311f., 897
- Principal directions 414f.
- Principal solution, of inverse problem 806
- Prize, \$1000 offered 281
- Probability *see* Random number generator; Statistical tests
- Probability density, change of variables in 287ff.
- Process loss 554
- Product Nystrom method 797
- Program(s)
  - as black boxes xiv, 5, 35, 60, 212, 348, 413
  - dependencies 951ff.
  - encapsulation 6f.
  - interfaces 7
  - modularization 6f.

- organization 5ff.
  - recipes by chapter and section xix
  - typography of 11
  - validation 2f.
  - Projection onto convex sets (POCS) 814
  - Projection operator, nonexpansive 814
  - Prolongation operator 873
  - Protocol, for communications 896
  - Prototypes in C 16f., 25, 930
  - PSD (power spectral density) *see* Fourier transform; Spectral density
  - Pseudo-random numbers 274ff.
  - Puns, particularly bad 173, 752, 755
  - Pyramidal algorithm 594
  - Pythagoreans 399
- Q**
- QL** *see* Eigensystems
  - QR** *see* Eigensystems
  - QR decomposition 98f., 389, 393
    - backsubstitution 98
    - and least squares 674
    - operation count 98
    - pivoting 99
    - updating 100, 389
    - use for orthonormal basis 66, 100
  - Quadratic
    - convergence 57, 262, 358, 364f., 415f., 427, 915
    - equations 29, 183ff., 398, 464
    - interpolation 360, 371
    - programming 443
  - Quadrature 129ff.
    - adaptive 129, 196, 797
    - alternative extended Simpson's rule 134
    - arbitrary weight function 157ff., 797
    - automatic 160
    - Bode's rule 132
    - change of variable in 144ff., 797
    - by Chebyshev fitting 130, 195
    - classical formulas for 130ff.
    - Clenshaw-Curtis 130, 196, 518f.
    - closed formulas 131, 133f.
    - and computer science 889
    - by cubic splines 130
    - error estimate in solution 793
    - extended midpoint rule 135, 141f.
    - extended rules 133ff., 140, 795, 797, 799
    - extended Simpson's rule 134
    - Fourier integrals 584ff.
    - Fourier integrals, infinite range 590f.
    - Gauss-Chebyshev 151, 518f.
    - Gauss-Hermite 151, 798
    - Gauss-Jacobi 151
    - Gauss-Kronrod 160
    - Gauss-Laguerre 151, 798
    - Gauss-Legendre 151, 792, 797
    - Gauss-Lobatto 160, 196, 518
    - Gauss-Radau 160
    - Gaussian integration 133, 147ff., 790, 792, 797
    - Gaussian integration, nonclassical weight function 157ff., 797
    - for improper integrals 141ff., 797f.
    - for integral equations 790f., 795
    - Monte Carlo 130, 162, 304ff., 316ff.
    - multidimensional 130, 161ff.
    - Newton-Cotes formulas 131ff., 147
    - Newton-Cotes open formulas 132
    - open formulas 131, 132f., 135f., 141
    - related to differential equations 129
    - related to predictor-corrector methods 747f.
    - Romberg integration 130, 140f., 143, 188, 723, 797
    - semi-open formulas 135f.
    - Simpson's rule 132, 139, 143, 590, 791f., 797, 799
    - Simpson's three-eighths rule 132, 797, 799
    - singularity removal 144ff., 797f.
    - singularity removal, worked example 801
    - trapezoidal rule 131, 133, 136ff., 140, 586, 590, 791f., 795
    - using FFTs 130
    - weight function  $\log x$  159
    - see also* Integration of functions
  - Quadrature mirror filter 592, 600
  - Quantum mechanics, Uncertainty Principle 607
  - Quartile value 329
  - Quasi-Newton methods for minimization 397, 425ff.
  - Quasi-random sequence 309ff., 327, 889, 896
    - Halton's 309f.
    - for Monte Carlo integration 313ff., 319, 327
    - Sobol's 311
    - see also* Random number generator
  - Quicksort 329, 332ff., 338, 341
  - Quotient-difference algorithm 170
- R**
- R**-estimates 699f.
  - Radioactive decay 287
  - Radix base for floating point arithmetic 483, 890, 916, 922
  - Radix conversion 910, 914, 922
  - Ramanujan's identity for  $\pi$  924
  - RAND\_MAX macro 275f., 277
  - Random bits, generation of 296ff.
  - Random deviates 274ff.
    - binomial 295f.
    - exponential 287f.
    - gamma distribution 290ff.
    - Gaussian 275, 288f., 578, 807
    - normal 275, 288f., 578
    - Poisson 293ff., 579
    - quasi-random sequences 309ff., 889, 896
    - uniform 275ff.
    - uniform integer 280, 283ff.
  - Random number generator 274ff.
    - bitwise operations 296ff.
    - Box-Muller algorithm 289
    - Data Encryption Standard 300ff.
    - good choices for modulus, multiplier and increment 284f.
    - for integer-valued probability distribution 293
    - integer vs. real implementation 283
    - L'Ecuyer's long period 280f.

- linear congruential generator 276f.
- machine language 278
- Minimal Standard, Park and Miller's 278f.
- nonrandomness of low-order bits 277
- perfect 281
- planes, numbers lie on 277
- portable 278ff.
- primitive polynomials modulo 2 296ff.
- pseudo-DES 300
- quasi-random sequences 309ff., 889, 896
- quick and dirty 283ff.
- quicker and dirtier 284f.
- in Quicksort 333
- random access to  $n$ th number 303
- random bits 296ff.
- recommendations 285f.
- rejection method 290ff.
- shuffling procedure 280, 281
- in simulated annealing method 445
- spectral test 284
- subtractive method 282
- system-supplied 275ff.
- timings 285f.
- transformation method 287ff.
- trick for trigonometric functions 289
- Random numbers *see* Monte Carlo; Random deviates
- Random walk 29
- RANDU, infamous routine 277
- Range 61, 63
- Rank (matrix) 61
  - kernel of finite 794
- Rank (sorting) 329, 340f.
- Rank (statistics) 639ff., 699f.
  - Kendall's tau 642ff.
  - Spearman correlation coefficient 640f.
  - sum squared differences of 640
- Ratio variable (statistics) 628
- Rational Chebyshev approximation 204ff.
- Rational function 105, 173ff., 200ff., 204ff.
  - approximation for Bessel functions 231f.
  - approximation for continued fraction 170, 217, 227
  - Chebyshev approximation 204ff.
  - evaluation of 176
  - extrapolation in Bulirsch-Stoer method 724ff., 731
  - interpolation and extrapolation using 105, 111ff., 200ff., 204ff., 724ff., 731
  - minimax 204
  - as power spectrum estimate 573
- Realizable (causal) 559, 561
- Rearranging *see* Sorting
- Reciprocal, multiple precision 919
- Record, in data file 338
- Recurrence relation 178ff.
  - associated Legendre polynomials 253
  - Bessel function 178, 231, 241f.
  - binomial coefficients 215
  - Bulirsch-Stoer 111f.
  - characteristic polynomial of tridiagonal matrix 475
  - Clenshaw's recurrence formula 181ff.
  - and continued fraction 181
  - continued fraction evaluation 170f.
  - convergence 181
  - cosine function 178, 506
  - dominant solution 179
  - exponential integrals 178
  - gamma function 213
  - generation of random bits 297f.
  - Golden Mean 30
  - Legendre polynomials 178
  - minimal vs. dominant solution 179
  - modified Bessel function 239
  - Neville's 109, 188
  - orthonormal polynomials 149
  - Perron's theorems 180f.
  - Pincherle's theorem 181
  - polynomial interpolation 109, 189
  - primitive polynomials modulo 2 297f.
  - random number generator 276
  - rational function interpolation 111f.
  - sequence of trig functions 178f.
  - sine function 178, 506
  - spherical harmonics 253
  - stability of 30f., 179ff., 182f., 231, 239, 253
  - trig functions 579
  - weight of Gaussian quadrature 150f.
- Recursion, in multigrid method 874
- Recursive Monte Carlo integration 316ff.
- Recursive stratified sampling 323ff.
- Red-black *see* Odd-even ordering
- Reduction of variance in Monte Carlo integration 308, 316ff.
- References (explanation) 4
- References (general bibliography) 926ff.
- Reflection formula for gamma function 213
- register storage class 25
- Regula falsi (false position) 354ff.
- Regularity condition 784
- Regularization
  - compared with optimal filtering 810
  - constrained linear inversion method 808ff.
  - of inverse problems 805ff.
  - linear 808ff.
  - nonlinear 822f.
  - objective criterion 811
  - Phillips-Twomey method 808ff.
  - Tikhonov-Miller 808ff.
  - trade-off curve 808
  - two-dimensional 812
  - zeroth order 805ff.
  - see also* Inverse problems
- Regularizing operator 807
- Rejection method for random number generator 290ff.
- Relaxation method
  - for algebraically difficult sets 772
  - automated allocation of mesh points 783f., 786
  - computation of spheroidal harmonics 772ff.
  - for differential equations 754f., 762ff.
  - elliptic partial differential equations 832f., 863ff.
  - example 772ff.
  - Gauss-Seidel method 864, 873ff., 884
  - internal boundary conditions 784ff.
  - internal singular points 784ff.

- Jacobi's method 864f., 873  
 successive over-relaxation (SOR) 866ff.,  
 871, 875  
*see also* Multigrid method
- Remes algorithms  
 exchange algorithm 560  
 for minimax rational function 205
- Residual 57, 62, 85  
 in multigrid method 872
- Resolution function, in Backus-Gilbert method  
 816
- Response function 538
- Restriction operator 873
- Reward, \$1000 offered 281
- Richardson's deferred approach to the limit  
 140, 143, 188, 708, 724ff., 733f., 796,  
 878  
*see also* Bulirsch-Stoer method
- Richtmyer artificial viscosity 846
- Ridders' method, for numerical derivatives  
 188
- Ridders' method, root finding 348, 356, 358
- Riemann shock problem 846
- Right eigenvalues and eigenvectors 458
- Rise/fall time 554f.
- Robust estimation 659, 699ff., 705  
 Andrew's sine 702  
 average deviation 611  
 double exponential errors 701  
 Kalman filtering 705  
 Lorentzian errors 701f.  
 mean absolute deviation 611  
 nonparametric correlation 639ff.  
 Tukey's biweight 702  
 use of a priori covariances 705  
*see also* Statistical tests
- Romberg integration 130, 140f., 143, 188,  
 723, 797
- Root finding 149f., 347ff.  
 advanced implementations of Newton's rule  
 393  
 Bairstow's method 371, 377  
 bisection 350, 353, 359ff., 366, 397, 476,  
 703  
 bracketing of roots 348, 350ff., 360, 369,  
 371, 376  
 Brent's method 348, 356, 666  
 Broyden's method 380, 389ff., 393  
 compared with multidimensional minimiza-  
 tion 382  
 complex analytic functions 371  
 in complex plane 210  
 convergence criteria 353, 381  
 deflation of polynomials 369ff., 377  
 without derivatives 361  
 double root 348  
 eigenvalue methods 375  
 false position 354ff.  
 Jenkins-Traub method 376  
 Laguerre's method 348, 371ff.  
 Lehmer-Schur algorithm 376  
 Maehly's procedure 370, 378  
 matrix method 375  
 Muller's method 371, 379  
 multiple roots 348
- Newton's rule 149f., 185, 348, 362ff.,  
 369, 371, 377, 379ff., 383f., 476, 749,  
 757f., 762, 796, 882, 884, 919, 921  
 pathological cases 350f., 362ff., 369, 380  
 polynomials 348, 369ff., 456  
 in relaxation method 762  
 Ridders' method 348, 356, 358  
 root-polishing 365, 370f., 376ff., 378  
 safe Newton's rule 366  
 secant method 354ff., 365, 371, 406  
 in shooting method 754, 757f.  
 singular Jacobian in Newton's rule 393  
 stopping criterion for polynomials 373  
 use of minimum finding 348  
 using derivatives 362ff.  
 zero suppression 379  
*see also* Roots
- Root polishing 365, 370, 376ff.
- Roots  
 Chebyshev polynomials 190  
 cubic equations 184f.  
 multiple 348, 371ff.  
 nonlinear equations 347ff.  
 polynomials 348, 369ff., 456  
 quadratic equations 183f.  
 reflection in unit circle 567  
 square, multiple precision 921  
*see also* Root finding
- Rosenbrock method 737ff.  
 compared with semi-implicit extrapolation  
 747  
 stepsize control 738
- Roundoff error 29, 889f.  
 bracketing a minimum 406  
 conjugate gradient method 833  
 eigensystems 465, 474, 476, 478, 483,  
 485, 489  
 extended trapezoidal rule 138  
 general linear least squares 674, 677  
 graceful 891  
 hardware aspects 890  
 Householder reduction 472  
 IEEE standard 891  
 interpolation 107  
 least squares fitting 664, 674  
 Levenberg-Marquardt method 685  
 linear algebraic equations 32f., 36, 38, 55,  
 64, 91  
 linear predictive coding (LPC) 571  
 magnification of 29, 55  
 maximum entropy method (MEM) 574  
 measuring 890  
 multidimensional minimization 426, 430  
 multiple roots 369f.  
 numerical derivatives 186  
 recurrence relations 179  
 reduction to Hessenberg form 485  
 series 170f.  
 straight line fitting 664  
 variance 613
- Row degeneracy 32
- Row-indexed sparse storage 78f.  
 transpose 80f.
- Row operations on matrix 37, 40
- Row totals 630

- RSS algorithm 323ff.  
RST properties (reflexive, symmetric, transitive) 345  
Runge-Kutta method 708f., 710ff., 738, 747  
  Cash-Karp parameters 716f.  
  embedded 715f., 738  
  high-order 711  
  quality control 728  
  stepsize control 714ff.  
Run-length encoding 909  
Rybicki, G.B. 91f., 120, 151, 259, 528, 581, 606
- S**ampling  
  importance 316f.  
  Latin square or hypercube 315  
  recursive stratified 323ff.  
  stratified 317f.  
  uneven or irregular 576, 654  
Sampling theorem 501, 550  
  for numerical approximation 606ff.  
Sande-Tukey FFT algorithm 509  
Savitzky-Golay filters  
  for data smoothing 650ff.  
  for numerical derivatives 189, 651  
Scallop loss 554  
Schrage's algorithm 278  
Schrödinger equation 851ff.  
Schultz's method for matrix inverse 57, 606  
SDLC checksum 898  
Searching  
  with correlated values 117f.  
  an ordered table 117f.  
  selection 341ff.  
Secant method 348, 354ff., 365, 371, 406  
  Broyden's method 389ff.  
  multidimensional (Broyden's) 380, 389ff.  
Second Euler-Maclaurin summation formula 142  
Second order differential equations 732f.  
Seed of random number generator 275  
Selection 329, 341ff.  
  find  $m$  largest elements 344  
  heap algorithm 344  
  for median 703  
  operation count 341f.  
  by partition-exchange 341  
  without rearrangement 342  
  timings 344  
  use to find median 614f.  
Semi-implicit Euler method 737, 743  
Semi-implicit extrapolation method 737, 743  
  compared with Rosenbrock method 747  
  stepsize control 744  
Semi-implicit midpoint rule 743  
Semi-invariants of a distribution 614  
Sentinel, in Quicksort 333, 341  
Separable kernel 794  
Separation of variables 252  
Serial data port 899  
Series 165ff.  
  accelerating convergence of 166ff.  
  alternating 166f.  
  asymptotic 167  
  Bessel function  $K_\nu$  247  
  Bessel function  $Y_\nu$  242  
  Bessel functions 166, 230  
  cosine integral 257  
  divergent 167  
  economization 198ff., 201  
  Euler's transformation 166ff.  
  exponential integral 222, 224  
  Fresnel integral 255  
  hypergeometric 208, 271  
  incomplete beta function 227  
  incomplete gamma function 217  
  Laurent 573  
  relation to continued fractions 169f.  
  roundoff error in 170f.  
  sine and cosine integrals 257  
  sine function 166  
  Taylor 362, 414, 708, 715, 763, 767  
  transformation of 166ff.  
  van Wijngaarden's algorithm 167  
Shaft encoder 894f.  
Shakespeare 8  
Shampine's Rosenbrock parameters 738  
Shell algorithm (Shell's sort) 330ff.  
Sherman-Morrison formula 73ff., 90, 389  
Shifting of eigenvalues 456, 477f., 486f.  
Shock wave 840, 846  
Shooting method  
  computation of spheroidal harmonics 781  
  for differential equations 754, 757ff., 779f., 781  
  for difficult cases 760  
  example 779f., 781  
  interior fitting point 760  
Shuffling to improve random number generator 280f.  
Sidelobe fall-off 554  
Sidelobe level 554  
Signal, bandwidth limited 501  
Significance (numerical) 28  
Significance (statistical) 615f.  
  one- vs. two-sided 638  
  peak in Lomb periodogram 577  
  of 2-d K-S test 646f.  
  two-tailed 619  
Similarity transform 459ff., 463, 483, 485, 488  
Simplex  
  defined 408f.  
  method in linear programming 396, 408f., 430, 433ff., 439ff.  
  method of Nelder and Mead 396, 408ff., 451f., 702f.  
  use in simulated annealing 451f.  
Simpson's rule 130ff., 134, 139, 143, 590, 791f., 796, 797  
Simpson's three-eighths rule 132, 797, 799  
Simulated annealing *see* Annealing, method of simulated  
Simulation *see* Monte Carlo  
Sine function  
  evaluated from  $\tan(\theta/2)$  179  
  recurrence 178  
  series 166  
Sine integral 255, 257ff.  
  continued fraction 257

- series 257
- see also* Cosine integral
- Sine transform *see* Fast Fourier transform (FFT); Fourier transform
- Singleton's algorithm for FFT 532
- Singular value decomposition (SVD) 33, 34f., 59ff.
  - approximation of matrices 66f.
  - backsubstitution 64
  - and bases for nullspace and range 61
  - confidence levels from 698
  - covariance matrix 698
  - fewer equations than unknowns 65
  - for inverse problems 806
  - and least squares 62, 65f., 205, 674, 676ff.
  - in minimization 216
  - more equations than unknowns 65f.
  - and rational Chebyshev approximation 205
  - of square matrix 61ff.
  - use for ill-conditioned matrices 63f., 66, 456
  - use for orthonormal basis 66, 100
- Singularities
  - of hypergeometric function 209, 271
  - in integral equations 797ff.
  - in integral equations, worked example 801
  - in integrands 141ff., 797f.
  - removal in numerical integration 144ff., 797f.
- Singularity, subtraction of the 798
- SIPSOL 833
- Skewness of distribution 612, 614
- Smoothing, importance in multigrid method 874
- Smoothing of data 120, 650ff.
  - in integral equations 790
- sn function 269
- Snyder, N.L. xii
- Sobol's quasi-random sequence 311
- Sonata 8
- Sonnet 8
- Sorting 329ff.
  - bubble sort cautioned against 330
  - compared to selection 341
  - covariance matrix 675, 687
  - eigenvectors 468f.
  - Heapsort 329, 336f., 344
  - index table 329, 338
  - operation count 329ff.
  - Quicksort 329, 332ff., 338, 341
  - rank table 329, 340f.
  - ranking 338
  - Shell's method 330ff.
  - straight insertion 330f., 468
- SPARC or SPARCstation xvii, 3
- Sparse linear equations 33, 71ff., 739
  - band diagonal 51ff.
  - biconjugate gradient method 84f., 606
  - indexed storage 78f.
  - in inverse problems 813
  - minimum residual method 85
  - named patterns 71, 831
  - partial differential equations 831ff.
  - relaxation method for boundary value problems 762
  - row-indexed storage 78f.
  - wavelet transform 591, 606
  - see also* Matrix
- Spearman rank-order coefficient 640f., 699f.
- Special functions *see* Function
- Spectral analysis *see* Fourier transform; Periodogram
- Spectral density 548
  - and data windowing 553ff.
  - figures of merit for data windows 554f.
  - normalization conventions 550
  - one-sided PSD 498
  - periodogram 550ff., 574
  - power spectral density (PSD) 498f.
  - power spectral density per unit time 499
  - power spectrum estimation by FFT 549ff.
  - power spectrum estimation by MEM 572ff.
  - two-sided PSD 499
  - variance reduction in spectral estimation 552
- Spectral lines, how to smooth 650
- Spectral methods for partial differential equations 833f.
- Spectral radius 865ff., 871
- Spectral test for random number generator 284
- Spectrum *see* Fourier transform
- Spherical Bessel functions 240
  - routine for 251
- Spherical harmonics 252f.
  - orthogonality 252
  - routine for 254
  - stable recurrence for 253
  - table of 253
  - see also* Associated Legendre polynomials
- Spheroidal harmonics 772ff., 779f., 781
  - boundary conditions 774
  - normalization 774
  - routine for 777ff., 780f., 781f.
- Spline 106
  - cubic 113ff.
  - gives tridiagonal system 115
  - natural 115
  - operation count 115
  - two-dimensional (bicubic) 127f.
- Spread matrix 817
- Spread spectrum 300
- Square root, complex 177f.
- Square root, multiple precision 921
- Square window 553
- Squaring, macro in C 27
- Stability 30f.
  - of Clenshaw's recurrence 182f.
  - Courant condition 838, 841ff., 845, 855
  - diffusion equation 849
  - of Gauss-Jordan elimination 36, 38
  - of implicit differencing 735f., 849
  - mesh-drift in PDEs 843f.
  - nonlinear 840, 846
  - partial differential equations 829, 836f.
  - of polynomial deflation 370
  - in quadrature solution of Volterra equation 796

- of recurrence relations 179ff., 182f., 231, 239, 253
- and stiff differential equations 735f.
- von Neumann analysis for PDEs 836f., 839, 842, 849
- see also* Accuracy
- Stabilized Kolmogorov-Smirnov test 626f.
- Stabilizing functional 807
- Staggered leapfrog method 842f.
- Standard deviation
  - of a distribution 611
  - of Fisher's  $z$  637
  - of linear correlation coefficient 636
  - of sum squared difference of ranks 641
- Standard (probable) errors 616, 662, 667, 673, 677, 689
- Statement labels 8
- Statistical error 659
- Statistical tests 609ff.
  - Anderson-Darling 626f.
  - average deviation 611
  - bootstrap method 691f.
  - chi-square 620f., 630ff.
  - contingency coefficient  $C$  631
  - contingency tables 628ff., 644
  - correlation 609f.
  - Cramer's  $V$  631
  - difference of distributions 620ff.
  - difference of means 615ff.
  - difference of variances 617, 619
  - entropy measures of association 632ff.
  - F-test 617, 619
  - Fisher's  $z$ -transformation 637f.
  - general paradigm 609
  - Kendall's  $\tau$  640, 642ff.
  - Kolmogorov-Smirnov 620, 623ff., 645ff., 699
  - Kuiper's statistic 627
  - kurtosis 612, 614
  - L-estimates 699
  - linear correlation coefficient 636ff.
  - M-estimates 699ff.
  - mean 609ff., 614, 615ff.
  - measures of association 610, 628ff.
  - measures of central tendency 610ff.
  - median 611, 699
  - mode 611
  - moments 610ff., 614
  - nonparametric correlation 639ff.
  - Pearson's  $r$  636ff.
  - for periodic signal 577f.
  - phi statistic 631
  - R-estimates 699f.
  - rank correlation 639ff.
  - robust 611, 640, 699ff.
  - semi-invariants 614
  - for shift vs. for spread 626f.
  - significance 615f.
  - significance, one- vs. two-sided 619, 638
  - skewness 612, 614
  - Spearman rank-order coefficient 640f., 699f.
  - standard deviation 611
  - strength vs. significance 615, 628
  - Student's  $t$  616, 637
  - Student's  $t$ , for correlation 637
  - Student's  $t$ , paired samples 618
  - Student's  $t$ , Spearman rank-order coefficient 640
  - Student's  $t$ , unequal variances 617
  - sum squared difference of ranks 640f.
  - Tukey's trimean 699
  - two-dimensional 645ff.
  - variance 609ff., 613, 618
  - Wilcoxon 699
  - see also* Error; Robust estimation
- `__STDC__` macro 17, 930
- Steak, without sizzle 818
- Steed's method
  - Bessel functions 240ff., 246
  - continued fractions 170f.
- Steepest descent method 421
  - in inverse problems 813
- Step
  - doubling 136, 715
  - tripling 143
- Stieltjes, procedure of 157
- Stiff equations 709, 734ff.
  - Kaps-Rentrop method 737
  - methods compared 747
  - predictor-corrector method 737
  - r.h.s. independent of  $x$  736
  - Rosenbrock method 737ff.
  - scaling of variables 737
  - semi-implicit extrapolation method 737
  - semi-implicit midpoint rule 743
- Stiff functions 106, 406
- Stirling's approximation 213, 821
- Stoermer's rule 732f.
- Stopping criterion, in multigrid method 884
- Stopping criterion, in polynomial root finding 373
- Storage
  - band diagonal matrix 52
  - scheme for matrix in C 20f., 33f., 940f.
  - sparse matrices 78f.
- Straight injection 876
- Straight insertion 330f., 468
- Straight line fitting 661ff., 673f.
  - errors in both coordinates 666ff.
  - robust estimation 703
- Strassen's fast matrix algorithms 102ff.
- Stratified sampling, Monte Carlo 317f., 323
- Strongly implicit procedure (SIPSOL) 833
- Structured programming 5ff.
- Student's probability distribution 226, 228
- Student's  $t$ -test
  - for correlation 637
  - for difference of ranks 641
  - for difference of means 616
  - for difference of means (paired samples) 618
  - for difference of means (unequal variances) 617
  - Spearman rank-order coefficient 640
- Sturmian sequence 475f.
- `submatrix()` utility 945
- Submatrix
  - caution on freeing 23
  - of existing matrix 22, 945



- Sub-random sequences *see* Quasi-random sequence
- Subtraction, multiple precision 916
- Subtractive method for random number generator 282
- Successive over-relaxation (SOR) 866ff., 871  
 bad in multigrid method 875  
 Chebyshev acceleration 868f.  
 choice of overrelaxation parameter 866f.
- Sum squared difference of ranks 640
- Sums *see* Series
- Sun xvii, 894  
 SPARCstation xvii, 3
- Supernova 1987A 645
- SVD *see* Singular value decomposition (SVD)
- switch structure 14
- Symbol, of operator 875f.
- Synthetic division 91, 174, 369, 377
- Systematic errors 659
- T**ableau (interpolation) 109, 189
- Tangent function, continued fraction 169
- Taylor series 186, 362, 414, 708, 715, 750, 763, 767
- Test programs 3
- $\TeX$  xiii
- Thermodynamics, analogy for simulated annealing 444f.
- Threshold multiply of sparse matrices 81ff.
- Tides 568
- Tikhonov-Miller regularization 808ff.
- Time domain 496
- Time splitting 856f., 870
- Toeplitz matrix 90, 92ff., 201  
 LU decomposition 94  
 new, fast algorithms 95f.  
 nonsymmetric 93ff.
- Tongue twisters 341
- Torus 305ff., 313ff.
- Trade-off curve 804, 818
- Trademarks xvii
- Transformation  
 Gauss 262  
 Landen 262  
 method for random number generator 287ff.
- Transforms, number theoretic 509f.
- Transport error 840
- Transpose of sparse matrix 80f.
- Trapezoidal rule 131, 133, 136ff., 140, 586, 590, 791f., 795
- Traveling salesman problem 445ff.
- Tridiagonal matrix 50f., 66, 156, 460f., 494  
 in alternating-direction implicit method (ADI) 870f.  
 from cubic spline 115  
 cyclic 74f.  
 in cyclic reduction 862  
 eigenvalues 475ff.  
 with fringes 831  
 from operator splitting 870f.  
 reduction of symmetric matrix to 469ff., 476  
*see also* Matrix
- Trigonometric  
 functions, linear sequences 178f.  
 functions, recurrence relation 178, 579  
 functions,  $\tan(\theta/2)$  as minimal 179  
 interpolation 105  
 solution of cubic equation 184f.
- Truncation error 30, 406, 715, 889f.  
 in multigrid method 883  
 in numerical derivatives 186
- Tukey's biweight 702
- Tukey's trimean 699
- Turbo Pascal (Borland) 7
- Twin errors 902
- Two-dimensional *see* Multidimensional
- Two-dimensional K-S test 645ff.
- Two-pass algorithm for variance 613
- Two-point boundary value problems 708, 753ff.  
 automated allocation of mesh points 783f., 786  
 boundary conditions 753ff., 757, 760, 779f.  
 difficult cases 760  
 eigenvalue problem for differential equations 756, 772ff., 779, 781  
 free boundary problem 756, 785  
 grid (mesh) points 754f., 762, 783f., 786  
 internal boundary conditions 784ff.  
 internal singular points 784ff.  
 linear requires no iteration 759  
 multiple shooting 762  
 problems reducible to standard form 756  
 regularity condition 784  
 relaxation method 754f., 762ff.  
 relaxation method, example of 772ff.  
 shooting to a fitting point 760ff.  
 shooting method 754, 757f., 779f., 781  
 shooting method, example of 779f., 781  
 singular endpoints 760, 773, 780  
*see also* Elliptic partial differential equations
- Two-sided exponential error distribution 701
- Two-sided power spectral density 499
- Two-step Lax-Wendroff method 844ff.
- U**LTRIX xvii, 3
- Uncertainty coefficient 634
- Uncertainty principle 607
- Underflow, in IEEE arithmetic 891
- Underrelaxation 866
- Uniform deviates *see* Random deviates, uniform
- Unit-offset array 18, 940f.
- Unitary (function) 852f.
- Unitary (matrix) *see* Matrix
- UNIX xii, xvii, 3, 16, 285, 303, 894
- Upper Hessenberg matrix *see* Hessenberg matrix
- Upwind differencing 841f., 846
- U.S. Postal Service barcode 902
- Utility functions  
 complex.c 23f., 948ff.  
 nrutil.c 2, 19, 21f., 940, 942ff.
- V**-cycle 874

- Validation of Numerical Recipes procedures 2f.
- Valley, long or narrow 410, 413, 416
- Van Cittert's method 813
- Van Wijngaarden-Dekker-Brent method *see* Brent's method
- Vandermonde matrix 90ff., 120
- Variable length code 903
- Variable metric method 397, 425ff.  
   compared to conjugate gradient method 425f.
- Variable step-size integration 129, 141, 709, 713, 725ff., 733f., 738, 744, 749f.
- Variance(s)  
   of distribution 609ff., 614, 617, 619  
   pooled 616  
   reduction of (in Monte Carlo) 308, 316ff.  
   statistical differences between two 615  
   two-pass algorithm for computing 613  
   *see also* Covariance
- Variational methods, partial differential equations 833
- VAX xvii, 285, 303
- Vector *see* Array
- Vectors, representation in C 18
- `vector()` utility 943
- VEGAS algorithm for Monte Carlo 319ff.
- Verhoeff's algorithm for checksums 902
- Viète's formulas for cubic roots 184f.
- Virus, computer 897
- Viscosity  
   artificial 840, 846  
   numerical 839, 840, 846
- VMS xvii
- `void` (parameter type list) 17
- Volterra equations 789f.  
   adaptive stepsize control 797  
   analogy with ODEs 794f.  
   block-by-block method 797  
   first kind 790, 795  
   nonlinear 790, 796  
   second kind 790, 794f.  
   unstable quadrature 796
- von Neumann-Richtmyer artificial viscosity 846
- von Neumann stability analysis for PDEs 836f., 839, 842, 849
- Vowellish (coding example) 904f., 910
- W**-cycle 874
- Warranty, disclaimer of xvi
- Wave equation 252, 827, 834f.
- Wavelet transform 591ff.  
   appearance of wavelets 598f.  
   approximation condition of order  $p$  592f.  
   coefficient values 594, 596  
   contrasted with Fourier transform 591f., 601  
   Daubechies wavelet filter coefficients 592ff., 596, 598, 601, 605  
   detail information 593  
   discrete wavelet transform (DWT) 594f.  
   DWT (discrete wavelet transform) 594f.  
   eliminating wrap-around 594f.  
   fast solution of linear equations 603ff.  
   filters 599f.  
   and Fourier domain 599f.  
   image processing 603  
   for integral equations 791  
   inverse 594  
   Lemarie's wavelet 600  
   of linear operator 603ff.  
   mother-function coefficient 594  
   mother functions 591  
   multidimensional 602  
   nonsmoothness of wavelets 598f.  
   pyramidal algorithm 594  
   quadrature mirror filter 592  
   smooth information 593  
   truncation 601f.  
   wavelet filter coefficient 592, 594  
   wavelets 591, 598ff.
- Wavelets *see* Wavelet transform
- Weber function 210
- Weighted Kolmogorov-Smirnov test 626f.
- Weighted least-squares fitting *see* Least squares fitting
- Weighting, full vs. half in multigrid 876
- Weights for Gaussian quadrature 147ff., 797  
   nonclassical weight function 157ff., 797
- Welch window 554
- `while` iteration 12
- Wiener filtering 542, 547ff., 565f., 650  
   compared to regularization 810
- Wiener-Khinchin theorem 498, 566, 574
- Wilcoxon test 699
- Window function  
   Bartlett 554  
   flat-topped 555  
   Hamming 554  
   Hann 554  
   Parzen 554  
   square 553  
   Welch 554
- Winograd Fourier transform algorithms 509
- Woodbury formula 75ff., 90
- Wordlength 28
- Wraparound  
   order for storing spectrum 507  
   problem in convolution 540
- Wronskian, of Bessel functions 240, 246
- X**.25 protocol 898
- XMODEM checksum 897
- X-ray diffraction pattern, processing of 814
- Y**ale Sparse Matrix Package 72, 78
- Z**-transform 561, 567, 572
- Z-transformation, Fisher's 637f.
- Zealots 823
- Zebra relaxation 875
- Zero contours 379f.
- Zero-offset array 18
- Zeroth-order regularization 805ff.
- Zip code, barcode for 902
- Ziv-Lempel compression 903